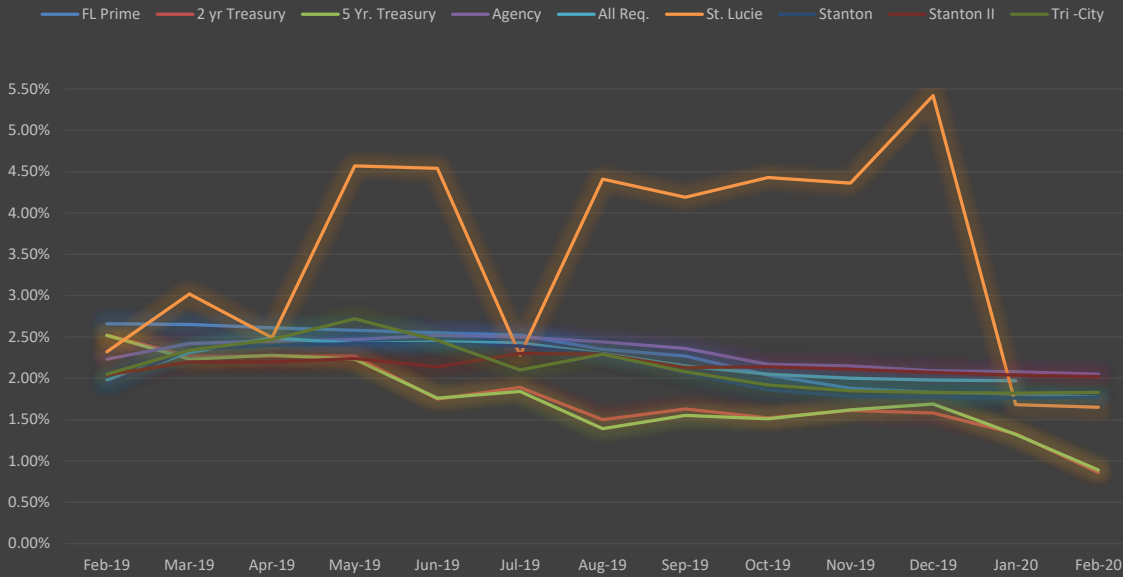
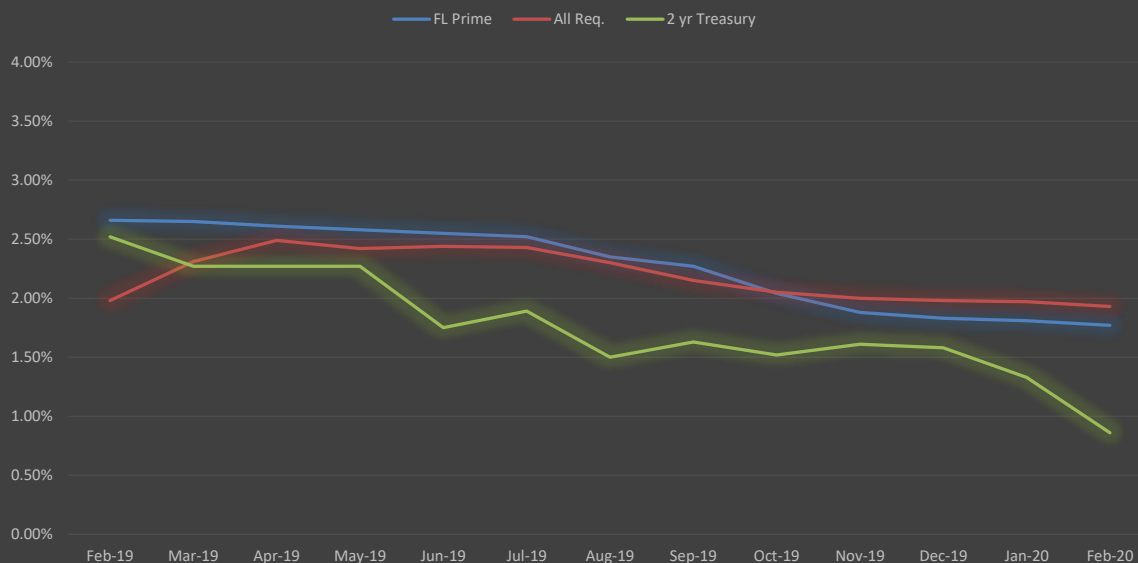


**FMPA BOD Projects Total Weighted Average Yield vs.
Florida Prime and 2 YR & 5YR Treasury
(FEB 2019 - FEB 2020)**



Month	FL Prime	2 yr Treasury	5 Yr. Treasury	Agency	All Req.	St. Lucie	Stanton	Stanton II	Tri -City
2/28/2019	2.66%	2.52%	2.52%	2.23%	1.98%	2.32%	1.93%	2.04%	2.05%
3/31/2019	2.65%	2.27%	2.23%	2.42%	2.31%	3.02%	2.35%	2.20%	2.34%
4/30/2019	2.61%	2.27%	2.28%	2.45%	2.49%	2.49%	2.40%	2.20%	2.47%
5/31/2019	2.58%	2.27%	2.23%	2.47%	2.42%	4.57%	2.42%	2.24%	2.72%
6/30/2019	2.55%	1.75%	1.76%	2.52%	2.44%	4.54%	2.42%	2.14%	2.46%
7/31/2019	2.52%	1.89%	1.84%	2.50%	2.43%	2.28%	2.39%	2.30%	2.10%
8/31/2019	2.35%	1.50%	1.39%	2.44%	2.30%	4.41%	2.29%	2.29%	2.29%
9/30/2019	2.27%	1.63%	1.55%	2.36%	2.15%	4.19%	2.06%	2.13%	2.08%
10/31/2019	2.04%	1.52%	1.51%	2.17%	2.05%	4.43%	1.86%	2.14%	1.92%
11/30/2019	1.88%	1.61%	1.62%	2.15%	2.00%	4.36%	1.78%	2.11%	1.85%
12/31/2019	1.83%	1.58%	1.69%	2.09%	1.98%	5.42%	1.77%	2.07%	1.83%
1/31/2020	1.81%	1.33%	1.32%	2.08%	1.97%	1.68%	1.76%	2.04%	1.82%
2/29/2020	1.77%	0.86%	0.89%	2.05%	1.93%	1.65%	1.77%	2.02%	1.83%

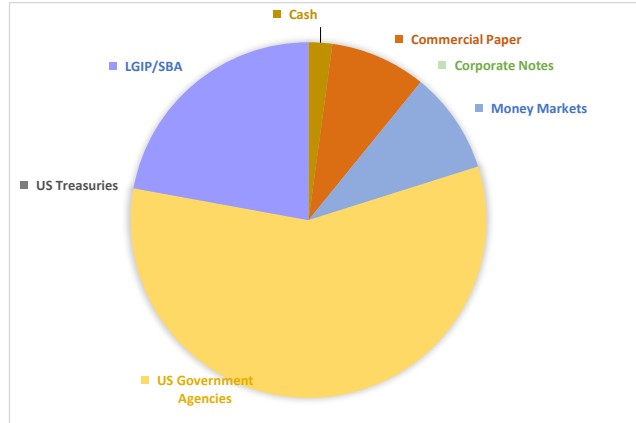
**FMPA All-Requirements Total Weighted Average Yield vs.
Florida Prime and 2 Year Treasury
(FEB 2019- FEB 2020)**



Investment Diversification by Type
February 29, 2020

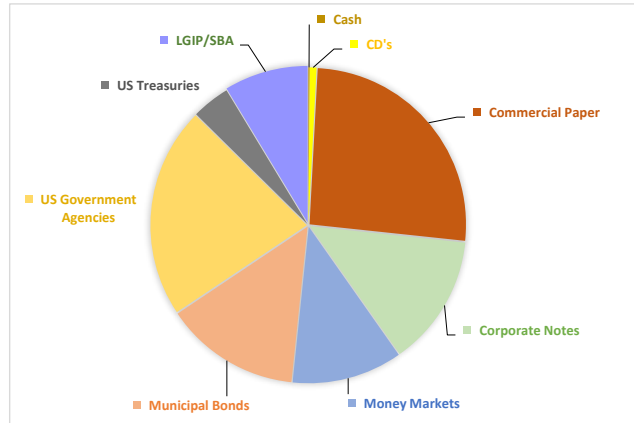
Agency

Issuer	Market Value	Percentage
Cash	246,706.33	2.11%
Commercial Paper	997,626.72	8.53%
Corporate Notes	0.00	0.00%
Money Markets	1,060,686.58	9.06%
US Government Agencies	6,611,287.51	56.50%
US Treasuries	0.00	0.00%
LGIP/SBA	2,534,422.57	21.66%
cd's	251,424.97	2.15%
TOTAL	11,702,154.68	100.00%



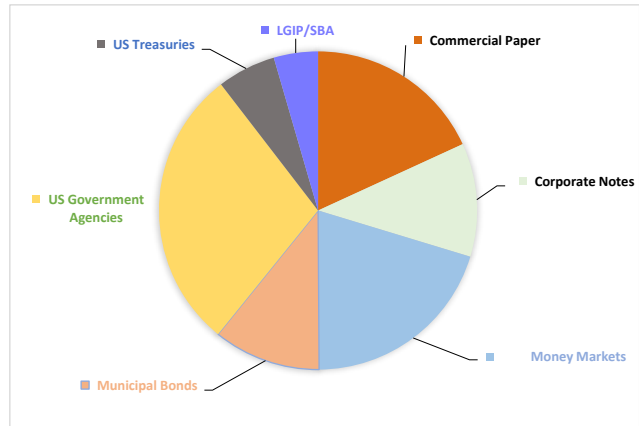
All-Requirements

Issuer	Market Value	Percentage
Cash	200,000.00	0.13%
CD's	1,053,983.56	0.70%
Commercial Paper	38,962,922.39	25.85%
Corporate Notes	20,442,109.41	13.56%
Money Markets	17,191,260.79	11.41%
Municipal Bonds	21,043,801.89	13.96%
US Government Agencies	32,828,405.42	21.78%
US Treasuries	5,944,639.09	3.94%
LGIP/SBA	13,054,921.75	8.66%
TOTAL	150,722,044.30	100.00%



*** St. Lucie**

Issuer	Market Value	Percentage
Cash	50,000.00	0.06%
Commercial Paper	16,219,830.18	18.14%
Corporate Notes	10,310,346.56	11.53%
Money Markets	18,057,950.87	20.20%
Municipal Bonds	9,756,983.79	10.91%
US Government Agencies	25,683,526.22	28.73%
US Treasuries	5,315,031.73	5.94%
LGIP/SBA	4,014,360.21	4.49%
Total	89,408,029.56	100.00%

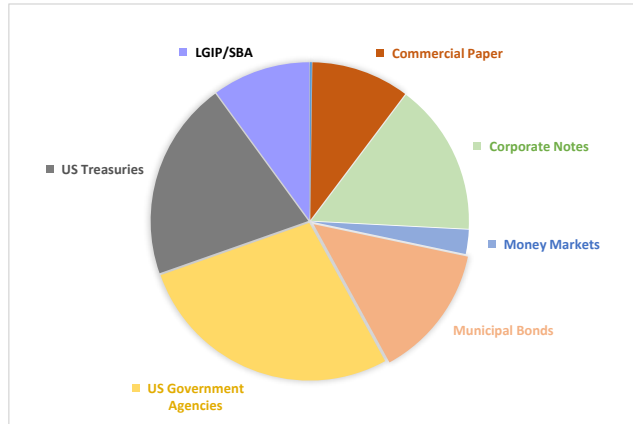


* - Investments held under the Forward Delivery Agreements in the St. Lucie Project are exempt from diversification process.

Investment Diversification by Type
February 29, 2020

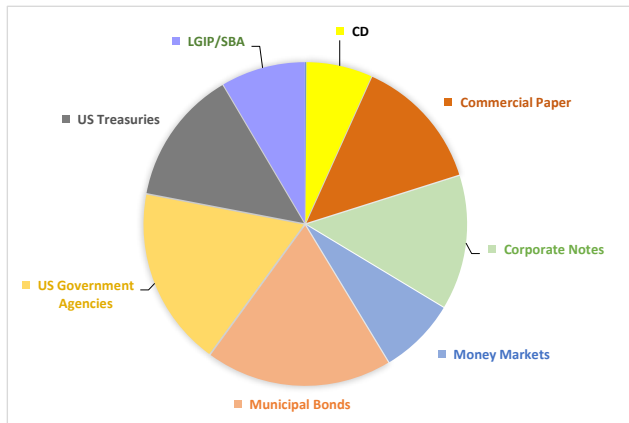
Stanton

Issuer	Market Value	Percentage
Cash	50,000.00	0.21%
Commercial Paper	2,365,644.28	10.06%
Corporate Notes	3,656,135.43	15.55%
Money Markets	584,261.11	2.48%
Municipal Bonds	3,223,530.18	13.71%
US Government Agencies	6,494,683.96	27.61%
US Treasuries	4,782,905.03	20.34%
LGIP/SBA	2,362,097.81	10.04%
Total	23,519,257.80	100.00%



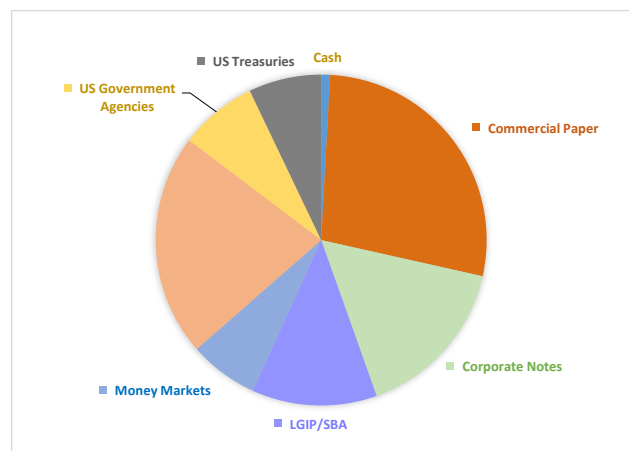
Stanton II

Issuer	Market Value	Percentage
Cash	50,115.85	0.09%
CD	3,584,705.27	6.65%
Commercial Paper	7,220,847.40	13.39%
Corporate Notes	7,287,769.43	13.51%
Money Markets	4,151,502.95	7.70%
Municipal Bonds	10,094,033.82	18.71%
US Government Agencies	9,688,286.05	17.96%
US Treasuries	7,287,377.87	13.51%
LGIP/SBA	4,580,291.58	8.49%
Total	53,944,930.22	100.00%



Tri-City

Issuer	Market Value	Percentage
Cash	50,000.00	0.87%
Commercial Paper	1,591,814.92	27.64%
Corporate Notes	924,409.28	16.05%
LGIP/SBA	704,229.47	12.23%
Money Markets	389,259.90	6.76%
Municipal Bonds	1,252,615.11	21.75%
US Government Agencies	438,049.76	7.61%
US Treasuries	408,663.23	7.10%
Total	5,759,041.67	100.00%



Investment Report

March 1, 2020

<u>CUSIP</u>	<u>ContNo</u>	<u>Issuer</u>	<u>Purchase Date</u>	<u>Maturity Date</u>	<u>Coupon</u>	<u>Yield to Maturity</u>	<u>Current Par</u>	<u>Market Value</u>	<u>(Premium)/Discount</u>	<u>Accrued Interest</u>	<u>Original Cost</u>	<u>Days To Maturity</u>	<u>Duration</u>	<u>Convexity</u>
Agency O&M														
05990CDT8	124574	CP: BCI MIAMI	10/31/2019	04/27/2020	0.000	2.102	1,000,000.00	997,626.72	10,342.22	0.00	0.9897	57	0.16	0.0010
3130AHGQ0	124576	FHLB	10/31/2019	04/28/2022	1.875	1.875	1,000,000.00	1,006,954.17	0.00	6,354.17	1.0000	788	2.11	0.0572
3132X0T84	123046	FAMCA	04/30/2018	04/19/2021	2.650	2.745	2,500,000.00	2,572,554.17	6,750.00	24,291.67	0.9973	414	1.11	0.0191
313384UN7	124315	FHLB	09/27/2019	03/20/2020	0.000	1.872	1,000,000.00	1,013,875.00	8,920.14	0.00	0.9911	19	0.05	0.0000
3136G4JJ3	124566	FNMA	10/31/2019	09/28/2020	1.750	1.744	1,000,000.00	1,007,202.50	0.00	7,437.50	1.0000	211	0.57	0.0066
3137EAEK1	121750	FHLMC	02/28/2018	11/17/2020	1.875	2.397	1,000,000.00	1,010,701.67	13,780.00	5,416.67	0.9862	261	0.71	0.0090
87270LBS1	124438	CD: TIAA FSB	10/16/2019	08/04/2021	2.750	1.847	245,000.00	251,424.97	(3,885.70)	479.93	1.0159	521	1.41	0.0279
N/A	123628	AGENCY SBA	05/10/2019	03/02/2020	1.740	1.740	2,534,422.57	2,534,422.57	0.00	3,109.89	1.0000	1	0.00	0.0000
VP4560000	124711	Wells Fargo	11/26/2019	03/02/2020	1.460	1.460	1,060,686.58	1,060,686.58	0.00	632.81	1.0000	1	0.00	0.0000
					1.654	2.051	11,340,109.15	11,455,448.35	35,906.66	47,722.64	0.9968	221	0.59	0.0113
AGN Pool Summary					1.654	2.051	11,340,109.15	11,455,448.35	35,906.66	47,722.64	0.9968	221	0.59	0.0113
All Requirements Construction 2013A														
05990CCX0	124431	CP: BCI MIAMI	10/11/2019	03/31/2020	0.000	2.183	2,000,000.00	2,003,910.00	20,640.00	0.00	0.9897	30	0.08	0.0005
N/A	116079	Goldman Sachs M-Mkt	09/17/2013	03/02/2020	1.220	1.220	1,038,885.68	1,038,885.68	0.00	1,056.69	1.0000	1	0.00	0.0000
					0.417	1.853	3,038,885.68	3,042,795.68	20,640.00	1,056.69	0.9932	20	0.05	0.0003
All Requirements Contingency														
3130A0XD7	121859	FHLB	03/19/2018	03/12/2021	2.375	2.514	800,000.00	820,935.44	3,184.00	8,919.44	0.9960	376	1.01	0.0164
79642B3M3	120585	MUNI: SANWTR	06/20/2017	05/15/2023	5.000	1.390	270,000.00	309,293.70	(55,047.60)	3,975.00	1.2039	1,170	2.98	0.1097
VP4560000	124582	Wells Fargo	11/04/2019	03/02/2020	1.460	1.460	264,433.93	264,433.93	0.00	321.03	1.0000	1	0.00	0.0000
					2.725	2.078	1,334,433.93	1,394,663.07	(51,863.60)	13,215.47	1.0389	462	1.21	0.0320
All Requirements General Reserve														
05565EBF1	124115	CORP: BMW US CAPITAL	08/23/2019	04/14/2022	2.950	2.163	500,000.00	526,844.52	(10,041.11)	5,613.19	1.0201	774	2.05	0.0553
254673MP8	121722	CD: Discover Bank	02/22/2018	02/22/2028	3.000	3.000	245,000.00	282,512.27	0.00	120.82	1.0000	2,914	7.22	0.5725
3135G0Q89	124746	FNMA	12/12/2019	10/07/2021	1.375	1.640	1,000,000.00	1,013,325.00	4,730.00	5,500.00	0.9953	585	1.58	0.0343
372348BZ4	122077	CD: GENOA	02/28/2018	02/28/2023	2.550	2.550	245,000.00	256,796.62	0.00	34.23	1.0000	1,094	2.89	0.1023
87270LBF9	121723	CD: TIAA FSB	02/23/2018	02/23/2023	2.500	2.500	245,000.00	256,428.71	0.00	100.68	1.0000	1,089	2.89	0.1016
949763NT9	122082	CD: Wells Fargo	02/28/2018	02/28/2023	2.750	2.750	245,000.00	258,245.96	0.00	36.92	1.0000	1,094	2.88	0.1020
VP4560000	124710	Wells Fargo	11/25/2019	03/02/2020	1.460	1.460	1,079,694.62	1,079,694.62	0.00	1,279.34	1.0000	1	0.00	0.0000
					1.987	1.951	3,559,694.62	3,673,847.70	(5,311.11)	12,685.18	1.0015	699	1.83	0.0779

Investment Report

March 1, 2020

<u>CUSIP</u>	<u>ContNo</u>	<u>Issuer</u>	<u>Purchase Date</u>	<u>Maturity Date</u>	<u>Coupon</u>	<u>Yield to Maturity</u>	<u>Current Par</u>	<u>Market Value</u>	<u>(Premium)/Discount</u>	<u>Accrued Interest</u>	<u>Original Cost</u>	<u>Days To Maturity</u>	<u>Duration</u>	<u>Convexity</u>
All Requirements O&M														
02587DY85	124600	CORP: AMEX	10/01/2019	09/06/2022	2.400	2.000	247,000.00	258,995.29	(2,798.51)	2,874.67	1.0113	919	2.43	0.0749
05531FAU7	124232	CORP: BB&T	08/30/2019	06/29/2020	2.625	2.025	5,000,000.00	5,044,669.21	(24,500.00)	22,604.17	1.0049	120	0.33	0.0027
05971RGQ1	124573	BANCO SANTANDER	10/31/2019	07/24/2020	0.000	1.896	5,000,000.00	4,971,340.61	69,345.85	0.00	0.9861	145	0.40	0.0035
16891MD30	124571	CP: CHINA CONS BK	10/31/2019	04/03/2020	0.000	2.058	5,000,000.00	4,993,024.10	43,916.65	0.00	0.9912	33	0.09	0.0005
3130A0EN6	124747	FHLB	12/12/2019	12/10/2021	2.875	1.645	3,000,000.00	3,125,156.25	(72,108.00)	19,406.25	1.0240	649	1.74	0.0408
3130AB3F1	120255	FHLB	04/13/2017	04/13/2020	1.600	1.534	3,375,000.00	3,394,856.25	(6,480.00)	20,700.00	1.0019	43	0.12	0.0007
3130ACN83	121378	FHLB	10/30/2017	05/15/2020	1.700	1.703	1,000,000.00	1,005,110.56	0.00	5,005.56	1.0000	75	0.21	0.0014
3130AD4X7	121507	FHLB	12/29/2017	12/11/2020	2.000	2.050	1,000,000.00	1,008,701.23	1,430.00	4,426.23	0.9986	285	0.78	0.0103
3132X02W0	122210	FAMCA	06/29/2018	06/29/2021	2.750	2.750	2,000,000.00	2,056,702.22	0.00	9,472.22	1.0000	485	1.31	0.0248
3133EHEZ2	120254	FFCB	04/13/2017	04/06/2020	1.600	1.534	3,375,000.00	3,396,766.88	(6,446.25)	21,750.00	1.0019	36	0.10	0.0006
3134GBL26	121098	FHLMC	09/29/2017	09/28/2020	1.750	1.759	1,000,000.00	1,006,697.50	250.00	7,437.50	0.9998	211	0.57	0.0066
3134GBZF2	120852	FHLMC	07/27/2017	07/27/2020	1.770	1.770	2,000,000.00	2,005,373.33	0.00	3,343.33	1.0000	148	0.41	0.0036
4042Q1AE7	124257	CORP: HSBC	09/12/2019	08/24/2020	4.875	2.101	3,000,000.00	3,055,629.32	(77,850.00)	2,843.75	1.0260	176	0.48	0.0047
419792KE5	124475	MUNI: HAWAII ST GO	10/28/2019	10/01/2021	1.934	1.673	2,000,000.00	2,042,551.56	(9,780.00)	16,331.56	1.0049	579	1.56	0.0336
4913137B2	121196	MUNI: KY STATE	10/19/2017	02/01/2022	5.000	0.952	530,000.00	573,765.63	(89,835.00)	2,208.33	1.1695	702	1.85	0.0462
53944VAK5	124231	CORP: LLOYDS BANK	08/30/2019	08/17/2020	2.700	1.945	5,000,000.00	5,039,570.22	(35,850.00)	5,250.00	1.0072	169	0.46	0.0044
574193NA2	120257	MUNI: Maryland State	04/18/2017	03/15/2020	1.800	1.553	3,375,000.00	3,403,443.46	(23,625.00)	28,038.46	1.0070	14	0.04	0.0002
8648136U9	124457	MUNI: SUFFOLKVA	10/17/2019	02/01/2023	1.937	1.859	1,000,000.00	1,019,064.17	(2,480.00)	1,614.17	1.0025	1,067	2.85	0.0984
912828B66	123230	US Treasury	02/21/2019	02/15/2024	2.750	2.554	1,480,000.00	1,591,636.02	(13,489.47)	1,677.20	1.0091	1,446	3.78	0.1677
949746RS2	124330	CORP: WELLS FARGO	09/27/2019	03/04/2021	2.500	2.020	2,000,000.00	2,054,063.05	(13,500.00)	24,583.33	1.0068	368	0.99	0.0160
N/A	123726	All Req. SBA	05/24/2019	03/02/2020	1.740	1.740	13,054,921.75	13,054,921.75	0.00	6,414.54	1.0000	1	0.00	0.0000
VP4560000	124611	Wells Fargo	11/21/2019	03/02/2020	1.460	1.460	3,582,517.88	3,582,517.88	0.00	5,878.04	1.0000	1	0.00	0.0000
					1.900	1.835	67,019,439.63	67,684,556.49	(263,799.73)	211,859.31	1.0039	189	0.51	0.0114

Investment Report

March 1, 2020

<u>CUSIP</u>	<u>ContNo</u>	<u>Issuer</u>	<u>Purchase Date</u>	<u>Maturity Date</u>	<u>Coupon</u>	<u>Yield to Maturity</u>	<u>Current Par</u>	<u>Market Value</u>	<u>(Premium)/ Discount</u>	<u>Accrued Interest</u>	<u>Original Cost</u>	<u>Days To Maturity</u>	<u>Duration</u>	<u>Convexity</u>
All Requirements R&R														
196711PW9	124692	MUNI COLORADO ST COP	11/26/2019	09/01/2020	2.658	1.792	1,750,000.00	1,766,817.68	(11,305.00)	23,257.50	1.0065	184	0.50	0.0055
3130A3KM5	121512	FHLB	12/29/2017	12/09/2022	2.500	2.265	1,000,000.00	1,050,249.40	(10,920.00)	5,669.40	1.0109	1,013	2.68	0.0891
313384VY2	124862	FHLB	01/30/2020	04/23/2020	0.000	1.592	2,000,000.00	1,996,032.70	7,280.00	0.00	0.9964	53	0.15	0.0009
3133EAG77	121753	FFCB	03/05/2018	08/07/2034	3.150	3.280	1,500,000.00	1,770,300.00	24,645.00	3,150.00	0.9836	5,272	12.05	1.5401
3133EK2J4	124465	FFCB	10/25/2019	10/21/2021	1.690	1.700	700,000.00	712,065.96	140.00	4,271.94	0.9998	599	1.62	0.0357
3136G0FJ5	120128	FNMA	10/24/2013	10/30/2020	2.000	2.448	170,000.00	171,712.28	4,887.50	1,142.78	0.9713	243	0.66	0.0081
3136G3Y25	119307	FNMA	08/25/2016	08/25/2021	1.500	1.502	895,000.00	893,451.65	89.50	223.75	0.9999	542	1.47	0.0298
429754AQ7	121772	MUNI: HIGHPTE NC	03/07/2018	10/01/2033	3.740	3.793	890,000.00	988,299.02	5,473.50	13,869.17	0.9939	4,962	11.08	1.3055
46849LTE1	123945	CORP: JACKSON NTL	06/28/2019	02/01/2022	3.300	2.278	600,000.00	629,133.88	(15,306.00)	1,595.00	1.0255	702	1.87	0.0466
64985HXC4	121771	MUNI: NY ST ENV	03/06/2018	01/15/2028	3.061	3.524	105,000.00	116,420.98	4,024.65	410.68	0.9617	2,876	7.11	0.5547
64985HZF7	121770	MUNI: NY ST ENV	03/06/2018	01/15/2031	3.321	3.530	3,310,000.00	3,686,600.22	71,131.90	14,045.99	0.9785	3,972	9.37	0.9444
64985HZH3	121769	MUNI: NY ST ENV	03/06/2018	01/15/2033	3.421	3.620	1,980,000.00	2,202,023.89	45,045.00	8,655.13	0.9773	4,703	10.81	1.2434
880591DX7	121768	MUNI: TVA	03/05/2018	06/15/2035	4.650	3.317	1,100,000.00	1,527,263.83	(191,686.00)	10,798.33	1.1743	5,584	11.89	1.5073
89602NVL5	121773	MUNI: TRIBORO NY	03/06/2018	11/15/2032	5.450	3.800	2,000,000.00	2,541,174.44	(368,780.00)	32,094.44	1.1844	4,642	9.94	1.0609
902273WX5	121455	MUNI: TYLER	12/08/2017	02/15/2026	5.000	1.870	700,000.00	867,083.31	(165,564.00)	1,442.31	1.2365	2,177	5.31	0.3215
912833LJ7	120129	US Treasury	03/31/2014	08/15/2022	0.000	2.661	370,000.00	362,424.99	73,507.90	0.00	0.8013	897	2.46	0.0723
VP4560000	124585	Wells Fargo	11/04/2019	03/02/2020	1.460	1.460	162,358.43	162,358.43	0.00	578.42	1.0000	1	0.00	0.0000
					3.010	2.818	19,232,358.43	21,443,412.66	(527,336.05)	121,204.84	1.0274	2,869	6.56	0.6932
All-Requirements Debt Service 2015B														
07274LCX3	124714	CP: BAYERISCHE	11/27/2019	03/31/2020	0.000	1.771	1,000,000.00	998,728.03	6,111.11	0.00	0.9939	30	0.08	0.0005
313384UZ0	124873	FHLB	01/30/2020	03/31/2020	0.000	1.590	900,000.00	898,936.43	2,378.97	0.00	0.9974	30	0.08	0.0005
59157TE66	124564	CP: Metlife	10/31/2019	05/06/2020	0.000	1.756	500,000.00	498,633.92	4,543.33	0.00	0.9909	66	0.18	0.0012
62455ACX3	124854	CP: Mountcliff Fund	01/10/2020	03/31/2020	0.000	1.797	1,250,000.00	1,248,416.14	5,034.37	0.00	0.9960	30	0.08	0.0005
N/A	118434	Goldman Sachs M-Mkt	01/28/2016	03/02/2020	1.220	1.220	999,354.34	999,354.34	0.00	234.25	1.0000	1	0.00	0.0000
					0.262	1.623	4,649,354.34	4,644,068.86	18,067.78	234.25	0.9961	28	0.08	0.0005
ARP 2018A Debt Service														
62455ACX3	124857	CP: Mountcliff Fund	01/10/2020	03/31/2020	0.000	1.797	525,000.00	524,334.78	2,114.44	0.00	0.9960	30	0.08	0.0005
N/A	122318	Goldman Sachs M-Mkt	07/26/2018	03/02/2020	1.220	1.220	361,515.69	361,515.69	0.00	217.48	1.0000	1	0.00	0.0000
					0.498	1.562	886,515.69	885,850.47	2,114.44	217.48	0.9976	18	0.05	0.0003

Investment Report

March 1, 2020

<u>CUSIP</u>	<u>ContNo</u>	<u>Issuer</u>	<u>Purchase Date</u>	<u>Maturity Date</u>	<u>Coupon</u>	<u>Yield to Maturity</u>	<u>Current Par</u>	<u>Market Value</u>	<u>(Premium)/Discount</u>	<u>Accrued Interest</u>	<u>Original Cost</u>	<u>Days To Maturity</u>	<u>Duration</u>	<u>Convexity</u>
ARP DS 2016A														
05990CCX0	124858	CP: BCI MIAMI	01/10/2020	03/31/2020	0.000	1.807	5,850,000.00	5,861,436.75	23,692.50	0.00	0.9960	30	0.08	0.0005
16891MCX5	124715	CP: CHINA CONS BK	11/27/2019	03/31/2020	0.000	2.075	5,000,000.00	4,993,640.15	35,763.90	0.00	0.9928	30	0.08	0.0005
313384UZ0	124872	FHLB	01/30/2020	03/31/2020	0.000	1.590	4,500,000.00	4,494,682.17	11,894.85	0.00	0.9974	30	0.08	0.0005
62455ACL9	124563	CP: Mountcliff Fund	10/30/2019	03/20/2020	0.000	1.996	4,000,000.00	3,996,721.43	31,240.00	0.00	0.9922	19	0.05	0.0003
N/A	118861	Goldman Sachs M-Mkt	05/12/2016	03/02/2020	1.220	1.220	5,415,506.25	5,415,506.25	0.00	1,334.42	1.0000	1	0.00	0.0000
					0.267	1.724	24,765,506.25	24,761,986.75	102,591.25	1,334.42	0.9959	22	0.06	0.0003
ARP DS 2017A														
62455ACX3	124855	CP: Mountcliff Fund	01/10/2020	03/31/2020	0.000	1.797	850,000.00	848,922.98	3,423.37	0.00	0.9960	30	0.08	0.0005
N/A	120615	Goldman Sachs M-Mkt	06/30/2017	03/02/2020	1.220	1.220	606,412.43	606,412.43	0.00	369.88	1.0000	1	0.00	0.0000
					0.508	1.557	1,456,412.43	1,455,335.41	3,423.37	369.88	0.9976	18	0.05	0.0003
ARP DS 2017B														
07274LCX3	124713	CP: BAYERISCHE	11/27/2019	03/31/2020	0.000	1.771	500,000.00	499,364.02	3,055.56	0.00	0.9939	30	0.08	0.0005
62455ACX3	124856	CP: Mountcliff Fund	01/10/2020	03/31/2020	0.000	1.797	425,000.00	424,461.49	1,711.69	0.00	0.9960	30	0.08	0.0005
N/A	120616	Goldman Sachs M-Mkt	06/30/2017	03/02/2020	1.220	1.220	628,252.59	628,252.59	0.00	375.78	1.0000	1	0.00	0.0000
					0.493	1.555	1,553,252.59	1,552,078.10	4,767.25	375.78	0.9969	18	0.05	0.0003
ARP GEN RESERVE RPA														
00138CAD0	124256	CORP: AIG GLOBAL FDG	09/12/2019	07/02/2020	2.150	2.030	3,000,000.00	3,019,434.96	(2,823.35)	10,570.83	1.0009	123	0.34	0.0028
06428FNW3	124752	CD: Bank of China NY	12/18/2019	02/18/2020	1.650	0.000	0.00	0.00	0.00	0.00	1.0000	(12)	0.00	0.0000
13738JC65	124741	CANCARASST	12/11/2019	03/06/2020	0.000	1.904	500,000.00	499,891.79	2,233.61	0.00	0.9955	5	0.01	0.0001
19767CCJ3	124712	CP: COLUMBIA	11/26/2019	03/18/2020	0.000	1.891	1,500,000.00	1,498,896.52	8,851.67	0.00	0.9941	17	0.05	0.0003
234553CM5	124753	CD: DALLAS CAPITAL	12/19/2019	02/19/2020	1.550	0.000	0.00	0.00	0.00	0.00	1.0000	(11)	0.00	0.0000
3135G0D75	124974	FNMA	02/18/2020	06/22/2020	1.500	1.542	2,000,000.00	2,007,350.17	314.00	5,750.00	0.9998	113	0.31	0.0025
46625HHS2	124973	CORP: JP MORGAN	02/18/2020	07/22/2020	4.400	1.718	800,000.00	813,768.96	(9,152.00)	3,715.56	1.0114	143	0.39	0.0035
912796SM2	124970	US Treasury	02/14/2020	04/23/2020	0.000	1.565	2,000,000.00	1,996,271.20	5,884.17	0.00	0.9971	53	0.15	0.0009
912796SR1	124971	US Treasury	02/14/2020	05/21/2020	0.000	1.567	2,000,000.00	1,994,306.88	8,271.94	0.00	0.9959	81	0.22	0.0016
92512LC58	124742	VERSAI	12/11/2019	03/05/2020	0.000	1.884	500,000.00	499,913.43	2,184.03	0.00	0.9956	4	0.01	0.0001
VP4560000	124584	Wells Fargo	11/04/2019	03/02/2020	1.460	1.460	2,096,875.26	2,096,875.26	0.00	6,014.39	1.0000	1	0.00	0.0000
					1.114	1.709	14,396,875.26	14,426,709.17	15,764.07	26,050.78	0.9989	70	0.19	0.0015

Investment Report

March 1, 2020

<u>CUSIP</u>	<u>ContNo</u>	<u>Issuer</u>	<u>Purchase Date</u>	<u>Maturity Date</u>	<u>Coupon</u>	<u>Yield to Maturity</u>	<u>Current Par</u>	<u>Market Value</u>	<u>(Premium)/Discount</u>	<u>Accrued Interest</u>	<u>Original Cost</u>	<u>Days To Maturity</u>	<u>Duration</u>	<u>Convexity</u>
ARP-2019A DS														
05971RC51	124835	BANCO SANTANDER	12/11/2019	03/05/2020	0.000	1.888	1,500,000.00	1,499,736.67	6,658.33	0.00	0.9956	4	0.01	0.0001
05990CCX0	124836	CP: BCI MIAMI	11/26/2019	03/31/2020	0.000	2.979	1,700,000.00	1,703,323.50	17,544.00	0.00	0.9897	30	0.08	0.0005
62455ACX3	124852	CP: Mountcliff Fund	01/10/2020	03/31/2020	0.000	1.797	1,100,000.00	1,098,606.21	4,430.25	0.00	0.9960	30	0.08	0.0005
N/A	124837	Goldman Sachs M-Mkt	11/25/2019	03/02/2020	1.220	1.220	616,917.63	616,917.63	0.00	371.42	1.0000	1	0.00	0.0000
					0.153	2.161	4,916,917.63	4,918,584.01	28,632.58	371.42	0.9942	18	0.05	0.0003
ARP-2019B DEBT SERVICE														
62455ACX3	124853	CP: Mountcliff Fund	01/10/2020	03/31/2020	0.000	1.797	300,000.00	299,619.87	1,208.25	0.00	0.9960	30	0.08	0.0005
N/A	124838	Goldman Sachs M-Mkt	11/25/2019	03/02/2020	1.220	1.220	338,536.06	338,536.06	0.00	210.03	1.0000	1	0.00	0.0000
					0.647	1.491	638,536.06	638,155.93	1,208.25	210.03	0.9981	15	0.04	0.0002
ARP Pool Summary					1.520	1.933	147,448,182.54	150,522,044.30	(651,101.50)	389,185.53	1.0044	494	1.18	0.0980
Bushnell Rate Stabilization Fund														
313384UN7	124316	FHLB	09/27/2019	03/20/2020	0.000	1.872	100,000.00	101,387.50	892.01	0.00	0.9911	19	0.05	0.0000
912828XH8	124008	US Treasury	07/30/2019	06/30/2020	1.625	2.021	100,000.00	100,427.67	359.37	275.27	0.9964	121	0.33	0.0027
VP4560000	124580	Wells Fargo	11/04/2019	03/02/2020	1.460	1.460	2,108.90	2,108.90	0.00	2.55	1.0000	1	0.00	0.0000
					0.819	1.942	202,108.90	203,924.07	1,251.38	277.82	0.9938	69	0.19	0.0014
BUSH Pool Summary					0.819	1.942	202,108.90	203,924.07	1,251.38	277.82	0.9938	69	0.19	0.0014
FMPA POOLED LN														
VP4560000	124586	Wells Fargo	11/04/2019	03/02/2020	1.460	1.460	58,860.65	58,860.65	0.00	71.65	1.0000	1	0.00	0.0000
					1.460	1.460	58,860.65	58,860.65	0.00	71.65	1.0000	1	0.00	0.0000
FMPA Pool Summary					1.460	1.460	58,860.65	58,860.65	0.00	71.65	1.0000	1	0.00	0.0000
Kissimmee Rate Stabilization Fund														
VP4560000	124581	Wells Fargo	11/04/2019	03/02/2020	1.460	1.460	1,313,424.63	1,313,424.63	0.00	1,594.51	1.0000	1	0.00	0.0000
					1.460	1.460	1,313,424.63	1,313,424.63	0.00	1,594.51	1.0000	1	0.00	0.0000
KUA Pool Summary					1.460	1.460	1,313,424.63	1,313,424.63	0.00	1,594.51	1.0000	1	0.00	0.0000
FMPA POOLED LOAN DEBT SERVICE														
N/A	124748	Goldman Sachs M-Mkt	12/10/2019	03/02/2020	1.220	1.220	250.69	250.69	0.00	0.24	1.0000	1	0.00	0.0000
					1.220	1.220	250.69	250.69	0.00	0.24	1.0000	1	0.00	0.0000
FMPA Pooled Loan Project Fund														
N/A	124261	Goldman Sachs M-Mkt	09/11/2019	03/02/2020	1.220	1.220	13.23	13.23	0.00	0.01	1.0000	1	0.00	0.0000
					1.220	1.220	13.23	13.23	0.00	0.01	1.0000	1	0.00	0.0000

Investment Report

March 1, 2020

<u>CUSIP</u>	<u>ContNo</u>	<u>Issuer</u>	<u>Purchase Date</u>	<u>Maturity Date</u>	<u>Coupon</u>	<u>Yield to Maturity</u>	<u>Current Par</u>	<u>Market Value</u>	<u>(Premium)/Discount</u>	<u>Accrued Interest</u>	<u>Original Cost</u>	<u>Days To Maturity</u>	<u>Duration</u>	<u>Convexity</u>
POOLED LOANS REVENUE FUND														
N/A	124756	Goldman Sachs M-Mkt	12/20/2019	03/02/2020	1.220	1.220	2.44	2.44	0.00	0.00	1.0000	1	0.00	0.0000
					1.220	1.220	2.44	2.44	0.00	0.00	1.0000	1	0.00	0.0000
		POOL Pool Summary			1.220	1.220	266.36	266.36	0.00	0.25	1.0000	1	0.00	0.0000
St Lucie Contingency														
233851DN1	124447	CORP: DAIMLER	10/16/2019	11/05/2021	3.750	2.249	1,000,000.00	1,058,398.64	(29,930.00)	12,083.33	1.0299	614	1.63	0.0370
975673CZ5	120716	MUNI: WIN SALEM	07/12/2017	06/01/2021	5.000	1.081	500,000.00	532,185.85	(74,385.00)	6,215.85	1.1488	457	1.22	0.0225
VP4560000	124587	Wells Fargo	11/04/2019	03/02/2020	1.460	1.460	779,602.85	779,602.85	0.00	946.51	1.0000	1	0.00	0.0000
					3.241	1.723	2,279,602.85	2,370,187.34	(104,315.00)	19,245.69	1.0458	370	0.98	0.0212
St Lucie Debt Service 2010														
05990CCX0	124844	CP: BCI MIAMI	01/10/2020	03/31/2020	0.000	1.807	550,000.00	551,075.25	2,227.50	0.00	0.9960	30	0.08	0.0005
X9X9USDAC	123466	MORGAN STANLEY LIQ	03/05/2019	03/02/2020	1.240	1.240	382,519.23	382,519.23	0.00	235.46	1.0000	1	0.00	0.0000
					0.509	1.575	932,519.23	933,594.48	2,227.50	235.46	0.9976	18	0.05	0.0003
St Lucie Debt Service 2011														
05990CCX0	124846	CP: BCI MIAMI	01/10/2020	03/31/2020	0.000	1.807	2,200,000.00	2,204,301.00	8,910.00	0.00	0.9960	30	0.08	0.0005
313384UZ0	124869	FHLB	01/30/2020	03/31/2020	0.000	1.590	1,900,000.00	1,897,754.70	5,022.27	0.00	0.9974	30	0.08	0.0005
53944QCB4	124745	CP: LMA Americas	12/12/2019	03/11/2020	0.000	1.840	1,700,000.00	1,699,256.33	7,784.19	0.00	0.9954	10	0.03	0.0001
62455ACL9	124561	CP: Mountcliff Fund	10/30/2019	03/20/2020	0.000	1.996	1,500,000.00	1,498,770.54	11,715.00	0.00	0.9922	19	0.05	0.0003
62479LCX1	124723	CP: MUFG Bank	11/27/2019	03/31/2020	0.000	1.891	250,000.00	249,686.36	1,608.90	0.00	0.9936	30	0.08	0.0005
X9X9USDAC	123471	MORGAN STANLEY LIQ	03/05/2019	03/02/2020	1.240	1.240	1,911,298.29	1,911,298.29	0.00	353.47	1.0000	1	0.00	0.0000
					0.250	1.687	9,461,298.29	9,461,067.22	35,040.36	353.47	0.9963	19	0.05	0.0003
St Lucie Debt Service 2012A														
05990CCX0	124842	CP: BCI MIAMI	01/10/2020	03/31/2020	0.000	1.807	700,000.00	701,368.50	2,835.00	0.00	0.9960	30	0.08	0.0005
X9X9USDAC	123467	MORGAN STANLEY LIQ	03/05/2019	03/02/2020	1.240	1.240	531,541.15	531,541.15	0.00	337.99	1.0000	1	0.00	0.0000
					0.535	1.562	1,231,541.15	1,232,909.65	2,835.00	337.99	0.9977	17	0.05	0.0003
St Lucie Debt Service 2013A														
05990CCX0	124845	CP: BCI MIAMI	01/10/2020	03/31/2020	0.000	1.807	375,000.00	375,733.13	1,518.75	0.00	0.9960	30	0.08	0.0005
X9X9USDAC	123469	MORGAN STANLEY LIQ	03/05/2019	03/02/2020	1.240	1.240	272,546.55	272,546.55	0.00	170.68	1.0000	1	0.00	0.0000
					0.522	1.569	647,546.55	648,279.68	1,518.75	170.68	0.9977	18	0.05	0.0003

Investment Report

March 1, 2020

<u>CUSIP</u>	<u>ContNo</u>	<u>Issuer</u>	<u>Purchase Date</u>	<u>Maturity Date</u>	<u>Coupon</u>	<u>Yield to Maturity</u>	<u>Current Par</u>	<u>Market Value</u>	<u>(Premium)/Discount</u>	<u>Accrued Interest</u>	<u>Original Cost</u>	<u>Days To Maturity</u>	<u>Duration</u>	<u>Convexity</u>
St Lucie Debt Service Res. 2011AB														
00850UJR6	124430	CP: AGRI BK CHINA	10/11/2019	09/25/2020	0.000	2.085	1,000,000.00	992,007.35	19,638.89	0.00	0.9804	208	0.57	0.0060
196479YA1	122215	MUNI: COLORADO HSG	07/02/2018	05/01/2021	2.424	2.814	235,000.00	239,245.28	2,481.60	1,898.80	0.9894	426	1.15	0.0201
19767CEE2	124707	CP: COLUMBIA	11/26/2019	05/14/2020	0.000	1.917	250,000.00	249,238.11	2,243.06	0.00	0.9910	74	0.20	0.0014
313378JP7	120567	FHLB	06/15/2017	09/10/2021	2.375	1.699	1,305,000.00	1,348,719.13	(35,874.45)	14,722.03	1.0275	558	1.49	0.0316
313378JP7	122203	FHLB	06/29/2018	09/10/2021	2.375	2.693	335,000.00	346,222.92	3,247.82	3,779.22	0.9903	558	1.49	0.0316
313378JP7	122204	FHLB	06/29/2018	09/10/2021	2.375	2.693	200,000.00	206,700.25	1,939.00	2,256.25	0.9903	558	1.49	0.0316
313378JP7	122205	FHLB	06/29/2018	09/10/2021	2.375	2.693	925,000.00	955,988.66	8,967.87	10,435.16	0.9903	558	1.49	0.0316
313378JP7	122206	FHLB	06/29/2018	09/10/2021	2.375	2.693	405,000.00	418,568.01	3,926.47	4,568.91	0.9903	558	1.49	0.0316
313378JP7	122207	FHLB	06/29/2018	09/10/2021	2.375	2.693	470,000.00	485,745.59	4,556.65	5,302.19	0.9903	558	1.49	0.0316
3137EAEC9	121670	FHLMC	02/14/2018	08/12/2021	1.125	2.381	1,400,000.00	1,405,444.25	58,618.00	831.25	0.9581	529	1.44	0.0286
660266GW1	121392	MUNI: N KANSAS	11/29/2017	03/01/2021	2.000	1.600	870,000.00	875,889.90	(10,979.40)	8,700.00	1.0126	365	0.98	0.0156
X9X9USDAC	123470	MORGAN STANLEY LIQ	03/05/2019	03/02/2020	1.240	1.240	139,923.59	139,923.59	0.00	141.31	1.0000	1	0.00	0.0000
					1.686	2.207	7,534,923.59	7,663,693.04	58,765.51	52,635.12	0.9922	453	1.22	0.0239
St Lucie Debt Service Reserve 2012														
68607DPH2	124271	Oregon State	09/17/2019	11/15/2020	2.549	2.050	980,000.00	994,087.88	(5,566.40)	7,355.28	1.0057	259	0.71	0.0090
89233GE10	124519	CP: Toyota Motor	10/31/2019	05/01/2020	0.000	1.806	400,000.00	398,986.68	3,639.67	0.00	0.9909	61	0.17	0.0011
X9X9USDAC	123468	MORGAN STANLEY LIQ	03/05/2019	03/02/2020	1.240	1.240	2,324,360.80	2,324,360.80	0.00	1,581.04	1.0000	1	0.00	0.0000
					1.452	1.516	3,704,360.80	3,717,435.36	(1,926.73)	8,936.32	1.0005	76	0.20	0.0025
St Lucie Decommissioning														
05990CCX0	124452	CP: BCI MIAMI	10/11/2019	03/31/2020	0.000	2.183	1,000,000.00	1,001,955.00	10,320.00	0.00	0.9897	30	0.08	0.0005
05990CDT8	124558	CP: BCI MIAMI	10/31/2019	04/27/2020	0.000	2.102	500,000.00	498,813.36	5,171.11	0.00	0.9897	57	0.16	0.0010
3133EHW58	124466	FFCB	10/25/2019	11/27/2020	1.900	1.620	2,175,000.00	2,197,784.04	(6,525.00)	10,790.42	1.0030	271	0.74	0.0096
3133X8L34	109995	FHLB	07/28/2010	09/09/2024	5.365	3.850	500,000.00	609,936.39	(81,857.15)	12,816.39	1.1637	1,653	4.04	0.1937
3136G3XZ3	119187	FNMA	07/28/2016	07/28/2021	1.500	1.500	1,000,000.00	998,320.00	0.00	1,375.00	1.0000	514	1.40	0.0272
9128285G1	124468	US Treasury	10/25/2019	10/31/2020	2.875	1.599	2,000,000.00	2,043,101.98	(25,620.00)	19,271.98	1.0128	244	0.67	0.0083
912828B66	116602	US Treasury	02/28/2014	02/15/2024	2.750	2.640	400,000.00	430,171.90	(3,828.12)	453.30	1.0096	1,446	3.78	0.1677
912833LQ1	116678	US Treasury	03/31/2014	02/15/2024	0.000	2.876	2,115,000.00	2,042,405.80	519,380.55	0.00	0.7544	1,446	3.96	0.1757
X9X9USDAC	123464	MORGAN STANLEY LIQ	03/06/2019	03/02/2020	1.240	1.240	80,364,935.95	80,364,935.95	0.00	28,964.91	1.0000	1	0.00	0.0000
					1.275	1.334	90,054,935.95	90,187,424.42	417,041.39	73,672.00	0.9954	69	0.18	0.0067

Investment Report

March 1, 2020

<u>CUSIP</u>	<u>ContNo</u>	<u>Issuer</u>	<u>Purchase Date</u>	<u>Maturity Date</u>	<u>Coupon</u>	<u>Yield to Maturity</u>	<u>Current Par</u>	<u>Market Value</u>	<u>(Premium)/Discount</u>	<u>Accrued Interest</u>	<u>Original Cost</u>	<u>Days To Maturity</u>	<u>Duration</u>	<u>Convexity</u>
St Lucie General Reserve														
06406FAC7	122918	CORP: Bank of NY	12/21/2018	05/04/2026	2.800	3.670	2,000,000.00	2,237,176.86	111,512.24	18,200.00	0.9442	2,255	5.70	0.3647
3130AEWA4	122913	FHLB	12/20/2018	10/01/2020	2.625	2.688	5,000,000.00	5,091,612.50	5,550.00	54,687.50	0.9989	214	0.58	0.0068
31331J5T6	124253	FFCB	09/11/2019	12/21/2020	3.650	1.745	1,000,000.00	1,024,187.22	(23,949.00)	7,097.22	1.0239	295	0.80	0.0110
3133EHVW1	122914	Wells Fargo	12/20/2018	09/01/2026	2.400	2.991	2,000,000.00	2,149,840.00	80,720.00	24,000.00	0.9596	2,375	6.02	0.4036
3133EJ5P0	123117	FFCB	01/24/2019	01/18/2022	2.600	2.662	2,500,000.00	2,587,188.89	4,400.00	7,763.89	0.9982	688	1.85	0.0452
34074GDH4	124116	MUNI: FL HURRICANE	08/23/2019	07/01/2020	2.995	1.915	4,000,000.00	4,032,966.67	(36,440.00)	19,966.67	1.0091	122	0.33	0.0028
46625HJC5	124977	CORP: JP MORGAN	02/18/2020	08/15/2021	4.350	1.681	1,000,000.00	1,050,457.11	(39,160.00)	1,933.33	1.0392	532	1.43	0.0290
46625HLW8	124875	CORP: JP MORGAN	01/31/2020	06/23/2020	2.750	1.863	2,000,000.00	2,019,783.47	(6,700.00)	10,388.89	1.0034	114	0.31	0.0025
92818NGL6	124604	MUNI: VA STATE	11/20/2019	11/01/2024	2.200	2.101	2,000,000.00	2,079,616.67	(9,260.00)	12,466.67	1.0046	1,706	4.44	0.2262
949746RS2	124324	CORP: WELLS FARGO	09/27/2019	03/04/2021	2.500	2.020	1,000,000.00	1,027,031.53	(6,750.00)	12,291.67	1.0068	368	0.99	0.0160
VP4560000	124588	Wells Fargo	11/04/2019	03/02/2020	1.460	1.460	7,159,364.94	7,159,364.94	0.00	3,934.80	1.0000	1	0.00	0.0000
					2.456	2.188	29,659,364.94	30,459,225.86	79,923.24	172,730.64	0.9973	586	1.52	0.0744
ST LUCIE NUCLEAR FUEL STABILIZATION														
313384VY2	124861	FHLB	01/30/2020	04/23/2020	0.000	1.592	500,000.00	499,008.18	1,820.00	0.00	0.9964	53	0.15	0.0009
912796XC8	124972	US Treasury	02/14/2020	03/24/2020	0.000	1.563	800,000.00	799,352.05	1,330.33	0.00	0.9983	23	0.06	0.0003
VP4560000	124589	Wells Fargo	11/04/2019	03/02/2020	1.460	1.460	1,411,898.97	1,411,898.97	0.00	2,909.03	1.0000	1	0.00	0.0000
					0.760	1.515	2,711,898.97	2,710,259.20	3,150.33	2,909.03	0.9988	17	0.05	0.0003
St Lucie O&M														
052397RQ1	124420	MUNI: AUSTIN TX	10/02/2019	09/01/2020	1.866	1.859	490,000.00	492,733.21	(34.30)	3,784.35	1.0001	184	0.50	0.0054
05990CCX0	124451	CP: BCI MIAMI	10/11/2019	03/31/2020	0.000	2.183	1,900,000.00	1,903,714.50	19,608.00	0.00	0.9897	30	0.08	0.0005
05990CCX0	124968	CP: BCI MIAMI	02/04/2020	03/31/2020	0.000	1.807	700,000.00	701,368.50	1,962.45	0.00	0.0181	30	0.08	0.0005
3130AFB63	122670	FHLB	10/22/2018	01/22/2021	2.950	2.998	1,000,000.00	1,015,735.83	1,060.00	3,195.83	0.9989	327	0.89	0.0128
377373AE5	122672	CORP: GLAXO SMITH	10/23/2018	05/14/2021	3.125	3.204	800,000.00	827,626.99	1,549.45	7,430.56	0.9981	439	1.18	0.0211
437076AW2	122671	CORP: HOME DEPOT	10/23/2018	04/01/2021	4.400	3.225	1,000,000.00	1,054,632.75	(27,320.00)	18,333.33	1.0273	396	1.05	0.0180
46625HHU7	122673	CORP: JP MORGAN	10/23/2018	10/15/2020	4.250	3.376	1,000,000.00	1,035,239.21	(16,580.00)	16,055.56	1.0166	228	0.61	0.0076
62455ACL9	124969	CP: Mountcliff Fund	02/04/2020	03/20/2020	0.000	1.996	900,000.00	899,262.32	2,239.45	0.00	0.0200	19	0.05	0.0003
74433GDV5	124864	CP: Prudential Ins.	01/30/2020	04/29/2020	0.000	1.657	1,500,000.00	1,496,319.90	6,187.50	0.00	0.9959	59	0.16	0.0011
N/A	123807	ST LUCIE SBA	06/10/2019	03/02/2020	1.740	1.740	4,014,360.21	4,014,360.21	0.00	3,731.13	1.0000	1	0.00	0.0000
VP4560000	124612	Wells Fargo	11/21/2019	03/02/2020	1.460	1.460	345,214.39	345,214.39	0.00	1,323.46	1.0000	1	0.00	0.0000
					1.649	2.217	13,649,574.60	13,786,207.81	(11,327.45)	53,854.22	0.8862	116	0.31	0.0045

Investment Report

March 1, 2020

<u>CUSIP</u>	<u>ContNo</u>	<u>Issuer</u>	<u>Purchase Date</u>	<u>Maturity Date</u>	<u>Coupon</u>	<u>Yield to Maturity</u>	<u>Current Par</u>	<u>Market Value</u>	<u>(Premium)/Discount</u>	<u>Accrued Interest</u>	<u>Original Cost</u>	<u>Days To Maturity</u>	<u>Duration</u>	<u>Convexity</u>
St Lucie R&R														
20775CMH4	121805	MUNI: CONN HFA	03/09/2018	05/15/2022	1.950	2.370	500,000.00	510,258.33	8,325.00	2,870.83	0.9834	805	2.16	0.0597
3130A3KM5	121508	FHLB	12/28/2017	12/09/2022	2.500	2.265	750,000.00	787,687.05	(8,190.00)	4,252.05	1.0109	1,013	2.68	0.0891
3130ABR65	120851	FHLB	07/27/2017	07/03/2020	1.650	1.570	250,000.00	250,405.83	(567.50)	664.58	1.0023	124	0.35	0.0029
3132X0AM3	121068	FAMCA	09/20/2017	06/03/2020	1.685	1.613	800,000.00	804,523.11	(1,511.20)	3,295.11	1.0019	94	0.26	0.0019
3132X0BG5	120819	FAMCA	07/25/2017	06/15/2020	1.750	1.585	600,000.00	602,153.67	(2,778.00)	2,216.67	1.0046	106	0.29	0.0023
89233GE10	124570	CP: Toyota Motor	10/31/2019	05/01/2020	0.000	1.806	800,000.00	797,973.35	7,279.34	0.00	0.9909	61	0.17	0.0011
VP4560000	124590	Wells Fargo	11/04/2019	03/02/2020	1.460	1.460	2,370,802.60	2,370,802.60	0.00	1,672.61	1.0000	1	0.00	0.0000
					1.503	1.717	6,070,802.60	6,123,803.94	2,557.64	14,971.85	0.9996	228	0.61	0.0167
STL Pool Summary					1.493	1.646	167,938,369.52	169,294,088.00	485,490.54	400,052.47	0.9878	187	0.49	0.0191
Stanton Contingency														
3133EK2J4	124464	FFCB	10/25/2019	10/21/2021	1.690	1.700	1,000,000.00	1,017,237.08	200.00	6,102.78	0.9998	599	1.62	0.0357
VP4560000	124591	Wells Fargo	11/04/2019	03/02/2020	1.460	1.460	68,727.57	68,727.57	0.00	83.43	1.0000	1	0.00	0.0000
					1.675	1.685	1,068,727.57	1,085,964.65	200.00	6,186.21	0.9998	561	1.51	0.0334
Stanton General Reserve														
06406HBY4	124445	CORP: Bank of NY	10/16/2019	09/23/2021	3.550	2.014	990,000.00	1,044,877.98	(28,731.71)	15,424.75	1.0290	571	1.51	0.0328
233851DN1	124446	CORP: DAIMLER	10/16/2019	11/05/2021	3.750	2.249	1,000,000.00	1,058,398.64	(29,930.00)	12,083.33	1.0299	614	1.63	0.0370
3130AH2Z5	124282	FHLB	09/20/2019	09/16/2020	1.750	1.863	1,000,000.00	1,008,855.83	1,099.99	8,020.83	0.9989	199	0.54	0.0060
313378JP7	124281	FHLB	09/20/2019	09/10/2021	2.375	1.767	1,000,000.00	1,033,501.25	(11,730.00)	11,281.25	1.0117	558	1.49	0.0316
3133EK2J4	124460	FFCB	10/21/2019	10/21/2021	1.690	1.767	1,000,000.00	1,017,237.08	1,500.00	6,102.78	0.9985	599	1.62	0.0357
3134G9AD9	124454	FHLMC	10/15/2019	04/28/2021	1.500	1.718	1,000,000.00	1,010,910.00	3,290.00	5,125.00	0.9967	423	1.15	0.0197
8827237K9	124455	MUNI: TEXAS ST	10/16/2019	10/01/2021	2.315	1.610	2,000,000.00	2,057,888.89	(27,060.00)	19,548.89	1.0135	579	1.55	0.0336
9128285G1	124444	US Treasury	10/15/2019	10/31/2020	2.875	1.654	1,500,000.00	1,532,487.08	(18,429.70)	14,614.58	1.0123	244	0.67	0.0083
9128285G1	124704	US Treasury	11/26/2019	10/31/2020	2.875	1.631	1,200,000.00	1,225,989.67	(13,660.12)	11,691.67	1.0114	244	0.67	0.0083
VP4560000	124592	Wells Fargo	11/04/2019	03/02/2020	1.460	1.460	183,896.37	183,896.37	0.00	223.26	1.0000	1	0.00	0.0000
					2.505	1.773	10,873,896.37	11,174,042.79	(123,651.54)	104,116.34	1.0114	439	1.18	0.0232
Stanton O&M														
05571BH30	124619	CP: BCPE	11/21/2019	08/03/2020	0.000	1.875	500,000.00	496,953.51	6,577.78	0.00	0.9868	155	0.42	0.0039
05990CKT0	124567	CP: BCI MIAMI	10/31/2019	10/27/2020	0.000	2.020	1,000,000.00	990,780.68	19,910.00	0.00	0.9801	240	0.66	0.0075
3136G4JJ3	124569	FNMA	10/31/2019	09/28/2020	1.750	1.744	1,000,000.00	1,007,202.50	0.00	7,437.50	1.0000	211	0.57	0.0066
8225X2HX5	124617	CP: SHELL INTL FIN	11/21/2019	08/31/2020	0.000	1.733	500,000.00	496,459.53	6,745.00	0.00	0.9865	183	0.50	0.0049
912828YC8	124618	US Treasury	11/21/2019	08/31/2021	1.500	1.598	1,500,000.00	1,513,599.25	2,693.04	62.50	0.9982	548	1.48	0.0307
N/A	123725	STANTON SBA	05/24/2019	03/02/2020	1.740	1.740	2,362,097.81	2,362,097.81	0.00	1,958.94	1.0000	1	0.00	0.0000
VP4560000	124615	Wells Fargo	11/21/2019	03/02/2020	1.460	1.460	284,255.15	284,255.15	0.00	668.76	1.0000	1	0.00	0.0000
					1.193	1.748	7,146,352.96	7,151,348.43	35,925.82	10,127.70	0.9950	202	0.55	0.0090

Investment Report

March 1, 2020

<u>CUSIP</u>	<u>ContNo</u>	<u>Issuer</u>	<u>Purchase Date</u>	<u>Maturity Date</u>	<u>Coupon</u>	<u>Yield to Maturity</u>	<u>Current Par</u>	<u>Market Value</u>	<u>(Premium)/ Discount</u>	<u>Accrued Interest</u>	<u>Original Cost</u>	<u>Days To Maturity</u>	<u>Duration</u>	<u>Convexity</u>
Stanton R&R														
05990CKT0	124568	CP: BCI MIAMI	10/31/2019	10/27/2020	0.000	2.020	385,000.00	381,450.56	7,665.35	0.00	0.9801	240	0.66	0.0075
313384UK3	124868	FHLB	01/30/2020	03/17/2020	0.000	1.579	400,000.00	399,740.22	809.44	0.00	0.9980	16	0.04	0.0002
46625HHU7	124448	CORP: JP MORGAN	10/16/2019	10/15/2020	4.250	1.981	1,500,000.00	1,552,858.81	(33,450.00)	24,083.33	1.0223	228	0.61	0.0076
534239EC8	124335	LINCOLN NE MUNI	09/30/2019	08/15/2022	3.000	1.696	1,000,000.00	1,046,063.33	(36,420.00)	1,083.33	1.0364	897	2.39	0.0716
9128285G1	124702	US Treasury	11/26/2019	10/31/2020	2.875	1.631	500,000.00	510,829.03	(5,691.73)	4,871.53	1.0114	244	0.67	0.0083
92818NGL6	124605	MUNI: VA STATE	11/20/2019	11/01/2024	2.200	2.101	115,000.00	119,577.96	(532.45)	716.83	1.0046	1,706	4.44	0.2262
VP4560000	124596	Wells Fargo	11/04/2019	03/02/2020	1.460	1.460	47,382.02	47,382.02	0.00	303.90	1.0000	1	0.00	0.0000
					2.821	1.825	3,947,382.02	4,057,901.93	(67,619.39)	31,058.92	1.0171	420	1.12	0.0294
STN Pool Summary					2.114	1.770	23,036,358.92	23,469,257.80	(155,145.11)	151,489.17	1.0067	368	0.99	0.0203
STANTON II - 2017A D/S														
62455ACX3	124850	CP: Mountcliff Fund	01/10/2020	03/31/2020	0.000	1.797	250,000.00	249,683.23	1,006.87	0.00	0.9960	30	0.08	0.0005
X9X9USDAC	123460	MORGAN STANLEY LIQ	03/12/2019	03/02/2020	1.240	1.240	150,079.28	150,079.28	0.00	100.68	1.0000	1	0.00	0.0000
					0.465	1.588	400,079.28	399,762.51	1,006.87	100.68	0.9975	19	0.05	0.0003
STANTON II 2017B D/S														
313384UZ0	124870	FHLB	01/30/2020	03/31/2020	0.000	1.590	400,000.00	399,527.30	1,057.32	0.00	0.9974	30	0.08	0.0005
62455ACX3	124849	CP: Mountcliff Fund	01/10/2020	03/31/2020	0.000	1.797	1,150,000.00	1,148,542.85	4,631.62	0.00	0.9960	30	0.08	0.0005
62479LCX1	124720	CP: MUFG Bank	11/27/2019	03/31/2020	0.000	1.888	300,000.00	299,623.63	1,927.08	0.00	0.9936	30	0.08	0.0005
X9X9USDAC	123461	MORGAN STANLEY LIQ	03/12/2019	03/02/2020	1.240	1.240	582,748.38	582,748.38	0.00	186.50	1.0000	1	0.00	0.0000
					0.297	1.641	2,432,748.38	2,430,442.16	7,616.02	186.50	0.9969	23	0.06	0.0004
Stanton II Contingency														
05990CCX0	124450	CP: BCI MIAMI	10/11/2019	03/31/2020	0.000	2.183	900,000.00	901,759.50	9,288.00	0.00	0.9897	30	0.08	0.0005
3132X02W0	122213	FAMCA	06/29/2018	06/29/2021	2.750	2.750	200,000.00	205,670.22	0.00	931.94	1.0000	485	1.31	0.0248
VP4560000	124593	Wells Fargo	11/04/2019	03/02/2020	1.460	1.460	17,753.75	17,753.75	0.00	21.55	1.0000	1	0.00	0.0000
					0.515	2.273	1,117,753.75	1,125,183.47	9,288.00	953.49	0.9917	111	0.30	0.0048
Stanton II Debt Service 2009A														
05990CCX0	124847	CP: BCI MIAMI	01/10/2020	03/31/2020	0.000	1.807	150,000.00	150,293.25	607.50	0.00	0.9960	30	0.08	0.0005
X9X9USDAC	123457	MORGAN STANLEY LIQ	03/12/2019	03/02/2020	1.240	1.240	146,945.33	146,945.33	0.00	101.29	1.0000	1	0.00	0.0000
					0.614	1.527	296,945.33	297,238.58	607.50	101.29	0.9980	16	0.04	0.0002

Investment Report

March 1, 2020

<u>CUSIP</u>	<u>ContNo</u>	<u>Issuer</u>	<u>Purchase Date</u>	<u>Maturity Date</u>	<u>Coupon</u>	<u>Yield to Maturity</u>	<u>Current Par</u>	<u>Market Value</u>	<u>(Premium)/Discount</u>	<u>Accrued Interest</u>	<u>Original Cost</u>	<u>Days To Maturity</u>	<u>Duration</u>	<u>Convexity</u>
Stanton II Debt Service 2012														
313384UZ0	124871	FHLB	01/30/2020	03/31/2020	0.000	1.590	650,000.00	649,231.87	1,718.14	0.00	0.9974	30	0.08	0.0005
62455ACL9	124562	CP: Mountcliff Fund	10/30/2019	03/20/2020	0.000	1.996	600,000.00	599,508.21	4,686.00	0.00	0.9922	19	0.05	0.0003
62455ACX3	124848	CP: Mountcliff Fund	01/10/2020	03/31/2020	0.000	1.797	1,275,000.00	1,273,384.47	5,135.06	0.00	0.9960	30	0.08	0.0005
X9X9USDAL	123459	MORGAN STANLEY LIQ	03/12/2019	03/02/2020	1.240	1.240	633,089.73	633,089.73	0.00	113.92	1.0000	1	0.00	0.0000
					0.249	1.681	3,158,089.73	3,155,214.28	11,539.20	113.92	0.9963	22	0.06	0.0003
Stanton II Debt Service Reserve 2012														
31315PZS1	121338	FAMCA	11/15/2017	01/24/2023	2.130	2.140	300,000.00	311,293.25	153.00	656.75	0.9995	1,059	2.82	0.0971
53944QE63	124559	CP: LMA AMERICAS	10/30/2019	05/06/2020	0.000	1.756	1,500,000.00	1,495,901.76	13,702.50	0.00	0.9909	66	0.18	0.0012
9128285B2	124415	US Treasury	09/24/2019	09/30/2020	2.750	1.830	2,000,000.00	2,042,519.00	(17,841.42)	23,375.00	1.0089	213	0.58	0.0068
94988J5N3	123212	Wells Fargo	02/11/2019	01/15/2021	2.600	2.900	500,000.00	508,279.67	2,800.00	1,661.11	0.9944	320	0.87	0.0124
X9X9USDAL	123458	MORGAN STANLEY LIQ	03/12/2019	03/02/2020	1.240	1.240	177,344.82	177,344.82	0.00	183.23	1.0000	1	0.00	0.0000
					1.711	1.922	4,477,344.82	4,535,338.50	(1,185.92)	25,876.09	1.0003	224	0.60	0.0113

Investment Report

March 1, 2020

<u>CUSIP</u>	<u>ContNo</u>	<u>Issuer</u>	<u>Purchase Date</u>	<u>Maturity Date</u>	<u>Coupon</u>	<u>Yield to Maturity</u>	<u>Current Par</u>	<u>Market Value</u>	<u>(Premium)/Discount</u>	<u>Accrued Interest</u>	<u>Original Cost</u>	<u>Days To Maturity</u>	<u>Duration</u>	<u>Convexity</u>
Stanton II General Reserve														
02007GKL6	123888	CD: ALLY BK	06/27/2019	06/27/2022	2.250	2.250	249,000.00	257,456.23	0.00	997.71	1.0000	848	2.27	0.0653
02587DS66	124131	CD: American Express	08/28/2019	05/24/2022	2.400	1.949	245,000.00	254,434.32	(2,920.40)	1,578.74	1.0119	814	2.17	0.0606
035771W67	123871	MUNI: CITY ANNAPOLIS	06/25/2019	08/01/2026	2.901	2.482	360,000.00	394,154.10	(9,756.00)	870.30	1.0271	2,344	5.93	0.3920
05565EBF1	123971	CORP: BMW US CAPITAL	07/15/2019	04/14/2022	2.950	2.436	800,000.00	842,951.22	(10,952.00)	8,981.11	1.0137	774	2.05	0.0553
05567LT31	123967	CORP: BNP PARIBAS	07/15/2019	01/15/2021	5.000	2.314	2,000,000.00	2,080,785.87	(78,760.00)	12,777.78	1.0394	320	0.86	0.0125
05990CCX0	124449	CP: BCI MIAMI	10/11/2019	03/31/2020	0.000	2.183	400,000.00	400,782.00	4,128.00	0.00	0.9897	30	0.08	0.0005
06740KKU0	123869	CD: BARCLAYS	06/25/2019	09/21/2020	1.950	2.195	200,000.00	201,709.96	618.00	1,730.96	0.9969	204	0.55	0.0063
14042RMC2	123874	CD: CAPITAL 1 NA	06/26/2019	06/26/2023	2.250	2.250	249,000.00	260,657.25	0.00	1,013.05	1.0000	1,212	3.21	0.1231
14042TAX5	123873	CD: CAPITAL 1 NA	06/26/2019	06/26/2023	2.250	2.250	249,000.00	260,657.25	0.00	1,013.05	1.0000	1,212	3.21	0.1231
15118RRP4	124230	CD: CELTIC BANK	08/30/2019	08/30/2027	2.000	2.000	250,000.00	267,982.05	0.00	13.70	1.0000	2,738	6.98	0.5368
17312QM97	124132	CD: Citibank	08/28/2019	06/15/2022	3.100	1.949	245,000.00	258,537.50	(7,634.20)	1,602.23	1.0312	836	2.22	0.0631
17325FAE8	124874	Corp: Citibank	01/31/2020	06/12/2020	2.100	1.735	1,500,000.00	1,510,441.21	(1,980.00)	6,912.50	1.0013	103	0.28	0.0022
254673ZL3	124129	CD: Discover Bank	08/28/2019	06/26/2026	2.650	2.200	250,000.00	276,288.57	(7,092.50)	1,197.95	1.0284	2,308	5.86	0.3840
3130AABG2	120330	FHLB	04/27/2017	11/29/2021	1.875	1.867	500,000.00	510,943.33	(178.00)	2,395.83	1.0004	638	1.72	0.0398
3130AH2Z5	124283	FHLB	09/20/2019	09/16/2020	1.750	1.863	1,000,000.00	1,008,855.83	1,099.99	8,020.83	0.9989	199	0.54	0.0060
3133EJCE7	121937	FFCB	04/19/2018	02/12/2021	2.350	2.610	250,000.00	252,863.82	1,757.50	310.07	0.9930	348	0.95	0.0142
3137EAEC9	120336	FHLMC	04/27/2017	08/12/2021	1.125	1.845	500,000.00	501,944.38	14,800.00	296.88	0.9704	529	1.44	0.0286
3137EAEL9	122322	FHLMC	07/30/2018	02/16/2021	2.375	2.815	750,000.00	758,999.69	8,062.50	643.23	0.9893	352	0.96	0.0144
38149MBW2	123875	CD: GOLDMAN SACHS	06/26/2019	06/26/2023	2.350	2.350	249,000.00	261,514.06	0.00	1,058.08	1.0000	1,212	3.20	0.1229
438670Q79	124456	MUNI: CTY HONOLULU	10/16/2019	11/01/2022	2.512	1.721	750,000.00	780,722.33	(17,325.00)	6,332.33	1.0231	975	2.58	0.0829
4423315T7	124242	MUNI: HOUSTON	09/10/2019	03/01/2024	1.950	1.845	500,000.00	510,520.00	(2,255.00)	4,631.25	1.0045	1,461	3.84	0.1718
44329MAH6	124227	CD: HSBC Bank	08/29/2019	08/28/2023	2.000	2.000	250,000.00	250,374.90	0.00	27.40	1.0000	1,275	3.39	0.1352
45506DWT8	123872	MUNI: INDIANA STATE	06/25/2019	07/01/2027	2.816	2.532	950,000.00	1,020,113.17	(19,475.00)	4,458.67	1.0205	2,678	6.70	0.4937
459200HP9	123963	CORP: IBM	07/15/2019	08/01/2023	3.375	2.423	500,000.00	542,762.65	(18,235.00)	1,406.25	1.0365	1,248	3.26	0.1274
48128H6D5	124229	CD: JPM Chase Bank	08/30/2019	08/31/2024	2.100	2.100	250,000.00	262,226.47	0.00	14.27	1.0000	1,644	4.29	0.2124
61760AV55	124127	CD: MORGAN	08/28/2019	08/22/2024	2.000	2.000	250,000.00	261,196.30	0.00	109.59	1.0000	1,635	4.31	0.2127
64966MEB1	124124	MUNI: NYC	08/28/2019	08/01/2027	2.520	2.128	300,000.00	316,659.00	(8,526.00)	630.00	1.0284	2,709	6.84	0.5131
64966MGL7	123854	MUNI: NYC Trans Fin	06/21/2019	12/01/2024	2.900	2.355	2,875,000.00	3,094,249.10	(79,522.50)	21,075.35	1.0277	1,736	4.46	0.2288
64990AKS3	124122	MUNI: NYSHGR	08/28/2019	03/15/2022	2.950	1.872	160,000.00	164,594.46	(4,227.20)	2,178.46	1.0264	744	1.97	0.0511
67869TAD7	123970	MUNI: OKL CNTY SD	07/15/2019	06/01/2024	2.650	2.260	1,000,000.00	1,050,328.61	(17,870.00)	20,169.44	1.0179	1,553	3.99	0.1863
68607VT54	123966	MUNI: OREGON LOTTERY	07/15/2019	04/01/2025	2.946	2.270	1,000,000.00	1,090,333.67	(35,860.00)	12,438.67	1.0359	1,857	4.72	0.2554
73474TAR1	123965	MUNI: PORT OF MORROW	07/15/2019	09/01/2025	2.302	2.423	500,000.00	523,615.00	3,435.00	5,755.00	0.9931	2,010	5.16	0.3006
73723RH6	124121	MUNI: CITY OF PORTS	08/28/2019	02/01/2027	2.000	1.967	500,000.00	515,949.20	(1,140.00)	796.70	1.0023	2,528	6.51	0.4652

Investment Report

March 1, 2020

<u>CUSIP</u>	<u>ContNo</u>	<u>Issuer</u>	<u>Purchase Date</u>	<u>Maturity Date</u>	<u>Coupon</u>	<u>Yield to Maturity</u>	<u>Current Par</u>	<u>Market Value</u>	<u>(Premium)/Discount</u>	<u>Accrued Interest</u>	<u>Original Cost</u>	<u>Days To Maturity</u>	<u>Duration</u>	<u>Convexity</u>
Stanton II General Reserve (Continued)														
7954503Q6	123877	CD: SALLIE MAE	06/26/2019	06/27/2022	2.250	2.248	249,000.00	254,357.70	0.00	997.71	1.0000	848	2.27	0.0651
88213AGC3	124126	MUNI: TEXAS A&M UNIV	08/28/2019	05/15/2027	2.508	2.058	100,000.00	106,659.24	(3,175.00)	737.24	1.0318	2,631	6.63	0.4844
88213AHL2	123968	MUNI: TEXAS A&M UNIV	07/15/2019	05/15/2024	2.884	2.215	500,000.00	526,135.94	(15,195.00)	4,285.94	1.0304	1,536	3.97	0.1835
9128285G1	124696	US Treasury	11/26/2019	10/31/2020	2.875	1.631	500,000.00	510,829.03	(5,691.73)	4,871.53	1.0114	244	0.67	0.0083
912828PC8	122320	US Treasury	07/30/2018	11/15/2020	2.625	2.732	1,000,000.00	1,018,983.85	2,382.81	7,716.35	0.9976	259	0.71	0.0090
912828QN3	111818	US Treasury	05/20/2011	05/15/2021	3.125	3.208	500,000.00	516,028.06	3,515.60	4,593.06	0.9930	440	1.19	0.0213
912828W89	121938	US Treasury	04/19/2018	03/31/2022	1.875	2.624	1,050,000.00	1,080,792.49	29,326.17	8,275.24	0.9721	760	2.04	0.0540
94974BFR6	124975	CORP: WELLS FARGO	02/18/2020	01/22/2021	3.000	1.671	1,200,000.00	1,224,451.02	(14,616.00)	3,900.00	1.0122	327	0.89	0.0129
949763RK4	124130	CD: WELLS FARGO	08/28/2019	06/14/2022	3.100	1.949	245,000.00	257,312.71	(7,663.60)	332.93	1.0313	835	2.21	0.0632
VP4560000	124594	Wells Fargo	11/04/2019	03/02/2020	1.460	1.460	1,394,729.11	1,394,729.11	0.00	2,064.39	1.0000	1	0.00	0.0000
					2.601	2.175	26,769,729.11	27,835,882.65	(300,924.56)	169,211.77	1.0112	1,002	2.60	0.1259
Stanton II O&M														
3130AD4X7	121509	FHLB	12/29/2017	12/11/2020	2.000	2.050	500,000.00	504,350.61	715.00	2,213.11	0.9986	285	0.78	0.0103
3130AD4X7	121510	FHLB	12/29/2017	12/11/2020	2.000	2.050	500,000.00	504,350.61	715.00	2,213.11	0.9986	285	0.78	0.0103
3130AH5P4	124323	FHLB	09/27/2019	09/24/2020	1.875	1.797	1,000,000.00	1,009,702.08	(760.00)	8,177.08	1.0008	207	0.56	0.0064
3132X02W0	122214	FAMCA	06/29/2018	06/29/2021	2.750	2.750	2,500,000.00	2,570,877.78	0.00	11,649.31	1.0000	485	1.31	0.0248
313384UK3	124866	FHLB	01/30/2020	03/17/2020	0.000	1.579	500,000.00	499,675.28	1,011.80	0.00	0.9980	16	0.04	0.0002
9128282F6	124029	US Treasury	07/25/2019	08/31/2021	1.125	1.314	1,500,000.00	1,505,230.61	5,859.37	45.86	0.9961	548	1.48	0.0307
N/A	123724	STANTON II SBA	05/24/2019	03/02/2020	1.740	1.740	4,580,291.58	4,580,291.58	0.00	3,929.69	1.0000	1	0.00	0.0000
VP4560000	124613	Wells Fargo	11/21/2019	03/02/2020	1.460	1.460	340,110.28	340,110.28	0.00	1,535.81	1.0000	1	0.00	0.0000
					1.830	1.922	11,420,401.86	11,514,588.83	7,541.17	29,763.97	0.9993	222	0.60	0.0109
Stanton II R&R														
05990CCX0	124453	CP: BCI MIAMI	10/11/2019	03/31/2020	0.000	2.183	700,000.00	701,368.50	7,224.00	0.00	0.9897	30	0.08	0.0005
3130AF5B9	124461	Wells Fargo	10/15/2019	10/12/2021	3.000	1.589	550,000.00	574,801.33	(15,154.60)	6,370.83	1.0276	590	1.57	0.0346
46625HRT9	123892	JP MORGAN SEC	06/27/2019	06/07/2021	2.400	2.250	500,000.00	511,576.13	(1,415.00)	2,800.00	1.0028	463	1.25	0.0230
9128285G1	124694	US Treasury	11/26/2019	10/31/2020	2.875	1.631	600,000.00	612,994.83	(6,830.06)	5,845.83	1.0114	244	0.67	0.0083
VP4560000	124595	Wells Fargo	11/04/2019	03/02/2020	1.460	1.460	200,422.60	200,422.60	0.00	158.38	1.0000	1	0.00	0.0000
					1.909	1.881	2,550,422.60	2,601,163.39	(16,175.66)	15,175.04	1.0063	284	0.76	0.0141
		STN2 Pool Summary			2.005	2.024	52,623,514.86	53,894,814.37	(280,687.38)	241,482.75	1.0053	596	1.55	0.0682
Tri City Contingency														
419792KE5	124474	MUNI: HAWAII ST GO	10/28/2019	10/01/2021	1.934	1.673	500,000.00	510,637.89	(2,445.00)	4,082.89	1.0049	579	1.56	0.0336
44244CTD9	124473	MUNI HOUSTON UTILITY	10/28/2019	11/15/2020	2.810	1.745	300,000.00	305,436.58	(3,222.00)	2,505.58	1.0107	259	0.70	0.0090
914745FV1	124577	Muni Univ of Alabama	11/06/2019	10/01/2021	4.000	1.711	205,000.00	218,074.84	(8,747.35)	2,642.22	1.0427	579	1.53	0.0334
VP4560000	124597	Wells Fargo	11/04/2019	03/02/2020	1.460	1.460	86,589.87	86,589.87	0.00	105.12	1.0000	1	0.00	0.0000
					2.525	1.683	1,091,589.87	1,120,739.18	(14,414.35)	9,335.81	1.0132	445	1.19	0.0242

Investment Report

March 1, 2020

<u>CUSIP</u>	<u>ContNo</u>	<u>Issuer</u>	<u>Purchase Date</u>	<u>Maturity Date</u>	<u>Coupon</u>	<u>Yield to Maturity</u>	<u>Current Par</u>	<u>Market Value</u>	<u>(Premium)/Discount</u>	<u>Accrued Interest</u>	<u>Original Cost</u>	<u>Days To Maturity</u>	<u>Duration</u>	<u>Convexity</u>
Tri City General Reserve														
31677QBG3	124442	CORP: Fifth Third	10/16/2019	06/14/2021	2.250	2.055	500,000.00	510,313.60	(1,576.22)	2,343.75	1.0032	470	1.27	0.0236
9128285G1	124700	US Treasury	11/26/2019	10/31/2020	2.875	1.631	100,000.00	102,165.81	(1,138.35)	974.31	1.0114	244	0.67	0.0083
VP4560000	124598	Wells Fargo	11/04/2019	03/02/2020	1.460	1.460	53,138.70	53,138.70	0.00	64.51	1.0000	1	0.00	0.0000
					2.281	1.942	653,138.70	665,618.11	(2,714.57)	3,382.57	1.0042	397	1.07	0.0193
Tri City O&M														
00850UKN3	124470	CP: AGRI BK CHINA	10/25/2019	10/22/2020	0.000	2.096	600,000.00	594,599.29	12,281.50	0.00	0.9795	235	0.64	0.0073
05990CDT8	124575	CABRERA	10/31/2019	04/27/2020	0.000	2.102	500,000.00	498,813.36	5,171.11	0.00	0.9897	57	0.16	0.0010
313384UK3	124865	FHLB	01/30/2020	03/17/2020	0.000	1.579	150,000.00	149,902.58	303.54	0.00	0.9980	16	0.04	0.0002
N/A	123486	TRI CITY SBA	04/18/2019	03/02/2020	1.740	1.740	704,229.47	704,229.47	0.00	786.87	1.0000	1	0.00	0.0000
VP4560000	124614	Wells Fargo	11/21/2019	03/02/2020	1.460	1.460	241,465.49	241,465.49	0.00	316.53	1.0000	1	0.00	0.0000
					0.719	1.878	2,195,694.96	2,189,010.19	17,756.15	1,103.40	0.9919	79	0.21	0.0022
Tri City R&R														
16891MD30	124572	CP: CHINA CONS BK	10/31/2019	04/03/2020	0.000	2.058	200,000.00	199,720.96	1,756.67	0.00	0.9912	33	0.09	0.0005
196707B85	124471	MUNI COLORADO ST BRD	10/25/2019	03/01/2021	3.172	1.770	215,000.00	218,465.80	(3,994.70)	3,409.90	1.0186	365	0.98	0.0157
313384UK3	124867	FHLB	01/30/2020	03/17/2020	0.000	1.579	100,000.00	99,935.06	202.36	0.00	0.9980	16	0.04	0.0002
31422BNE6	124463	FAMCA	10/25/2019	10/21/2021	1.600	1.631	185,000.00	188,212.12	112.66	1,068.89	0.9994	599	1.62	0.0357
46625HHU7	124441	CORP: JPM	10/16/2019	10/15/2020	4.250	1.981	400,000.00	414,095.68	(8,920.00)	6,422.22	1.0223	228	0.61	0.0076
53944QFJ4	124608	CP: LMA Americas	11/21/2019	06/18/2020	0.000	1.850	300,000.00	298,681.31	3,202.50	0.00	0.9893	109	0.30	0.0023
9128285G1	124698	US Treasury	11/26/2019	10/31/2020	2.875	1.631	300,000.00	306,497.42	(3,415.03)	2,922.92	1.0114	244	0.67	0.0083
VP4560000	124578	Wells Fargo	11/04/2019	03/02/2020	1.460	1.460	8,065.84	8,065.84	0.00	152.17	1.0000	1	0.00	0.0000
					2.080	1.815	1,708,065.84	1,733,674.19	(11,055.54)	13,976.10	1.0065	231	0.62	0.0096
TRI Pool Summary					1.660	1.829	5,648,489.37	5,709,041.67	(10,428.31)	27,797.88	1.0018	232	0.63	0.0107
Open Investments					1.610	1.818	409,609,684.90	415,921,170.20	(574,713.72)	1,259,674.67	0.9976	361	0.90	0.0535