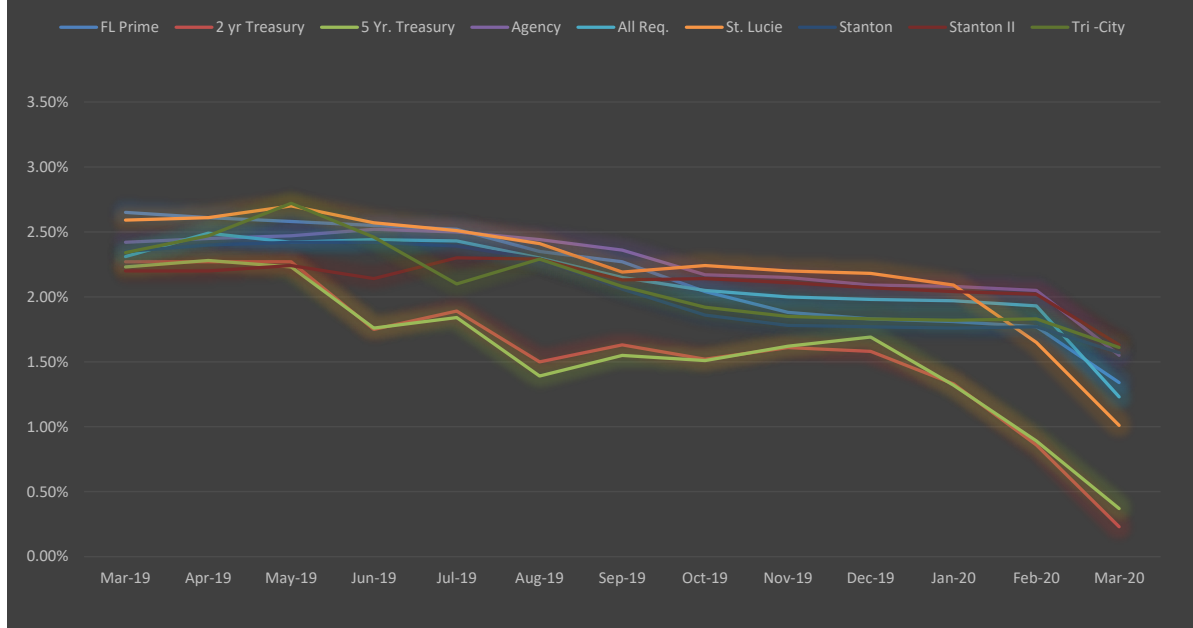
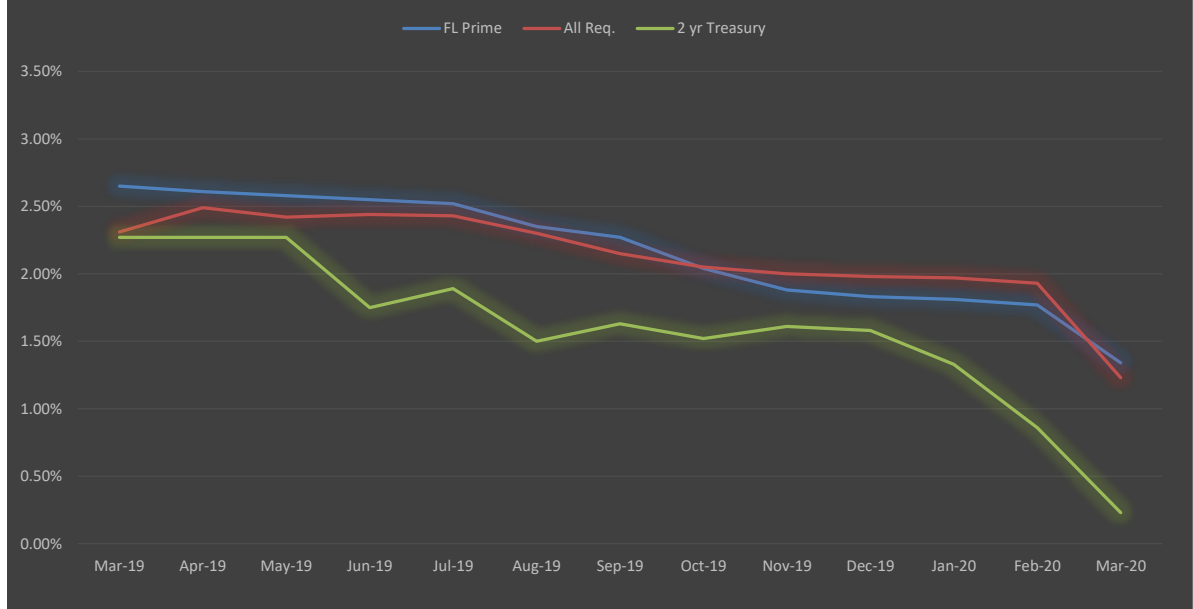


**FMPA BOD Projects Total Weighted Average Yield vs.
Florida Prime and 2 YR & 5YR Treasury
(MAR 2019 - MAR 2020)**



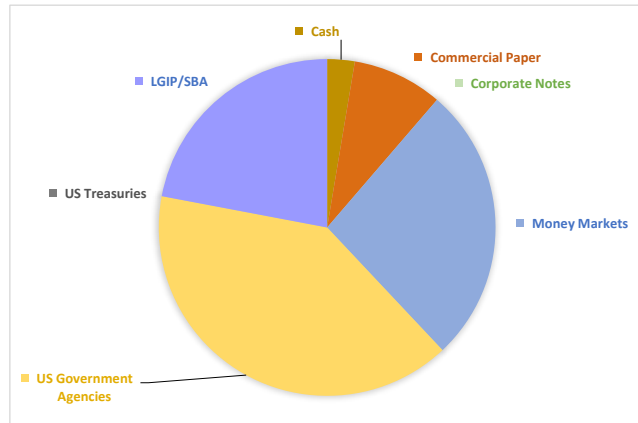
Month	FL Prime	2 yr Treasury	5 Yr. Treasury	Agency	All Req.	St. Lucie	Stanton	Stanton II	Tri -City
3/31/2019	2.65%	2.27%	2.23%	2.42%	2.31%	2.59%	2.35%	2.20%	2.34%
4/30/2019	2.61%	2.27%	2.28%	2.45%	2.49%	2.61%	2.40%	2.20%	2.47%
5/31/2019	2.58%	2.27%	2.23%	2.47%	2.42%	2.70%	2.42%	2.24%	2.72%
6/30/2019	2.55%	1.75%	1.76%	2.52%	2.44%	2.57%	2.42%	2.14%	2.46%
7/31/2019	2.52%	1.89%	1.84%	2.50%	2.43%	2.51%	2.39%	2.30%	2.10%
8/31/2019	2.35%	1.50%	1.39%	2.44%	2.30%	2.41%	2.29%	2.29%	2.29%
9/30/2019	2.27%	1.63%	1.55%	2.36%	2.15%	2.19%	2.06%	2.13%	2.08%
10/31/2019	2.04%	1.52%	1.51%	2.17%	2.05%	2.24%	1.86%	2.14%	1.92%
11/30/2019	1.88%	1.61%	1.62%	2.15%	2.00%	2.20%	1.78%	2.11%	1.85%
12/31/2019	1.83%	1.58%	1.69%	2.09%	1.98%	2.18%	1.77%	2.07%	1.83%
1/31/2020	1.81%	1.33%	1.32%	2.08%	1.97%	2.09%	1.76%	2.04%	1.82%
2/29/2020	1.77%	0.86%	0.89%	2.05%	1.93%	1.65%	1.77%	2.02%	1.83%
3/31/2020	1.34%	0.23%	0.37%	1.55%	1.23%	1.01%	1.57%	1.63%	1.61%

**FMPA All-Requirements Total Weighted Average Yield vs.
Florida Prime and 2 Year Treasury
(MAR 2019- MAR 2020)**

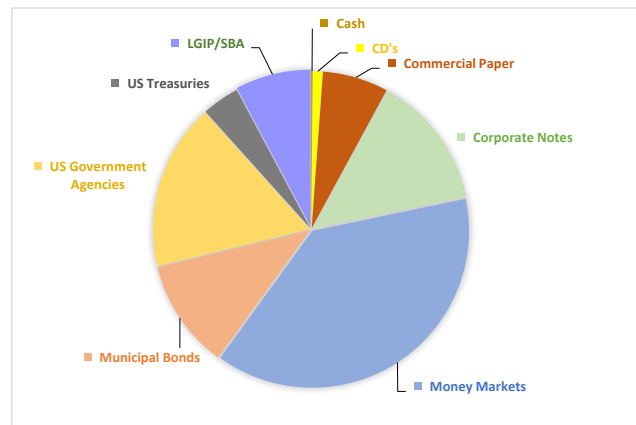


Investment Diversification by Type
March 31, 2020

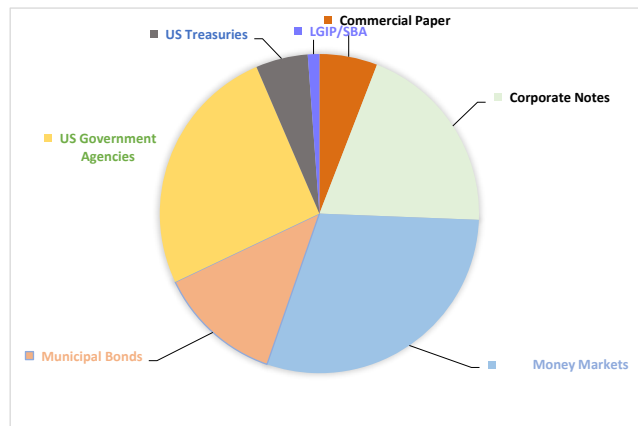
Agency Issuer	Market Value	Percentage
Cash	304,017.57	2.58%
Commercial Paper	999,342.47	8.49%
Corporate Notes	0.00	0.00%
Money Markets	3,073,691.51	26.10%
US Government Agencies	4,607,987.92	39.13%
US Treasuries	0.00	0.00%
LGIP/SBA	2,537,351.60	21.55%
cd's	253,728.36	2.15%
TOTAL	11,776,119.43	100.00%



All-Requirements Issuer	Market Value	Percentage
Cash	224,565.27	0.15%
CD's	1,560,841.42	1.01%
Commercial Paper	10,477,556.92	6.77%
Corporate Notes	21,361,254.33	13.80%
Money Markets	59,211,112.50	38.25%
Municipal Bonds	17,391,539.11	11.23%
US Government Agencies	26,533,470.08	17.14%
US Treasuries	5,988,352.26	3.87%
LGIP/SBA	12,063,969.95	7.79%
TOTAL	154,812,661.84	100.00%



* St. Lucie Issuer	Market Value	Percentage
Cash	50,000.00	0.06%
Commercial Paper	5,091,052.44	5.87%
Corporate Notes	17,119,898.53	19.74%
Money Markets	25,751,327.75	29.69%
Municipal Bonds	10,942,775.12	12.62%
US Government Agencies	22,190,235.61	25.58%
US Treasuries	4,576,948.67	5.28%
LGIP/SBA	1,016,762.79	1.17%
Total	86,739,000.91	100.00%

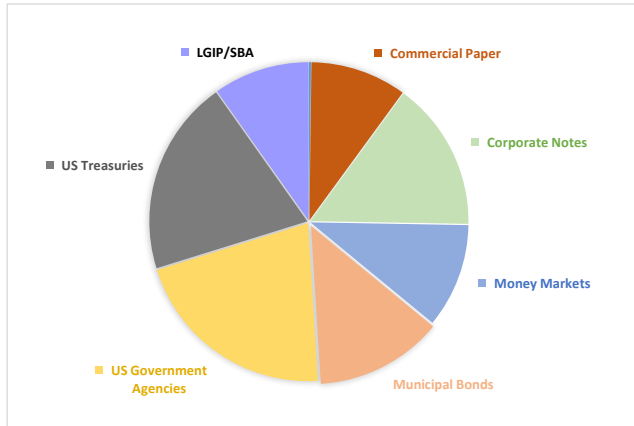


* - Investments held under the Forward Delivery Agreements in the St. Lucie Project are exempt from diversification process.

Investment Diversification by Type
March 31, 2020

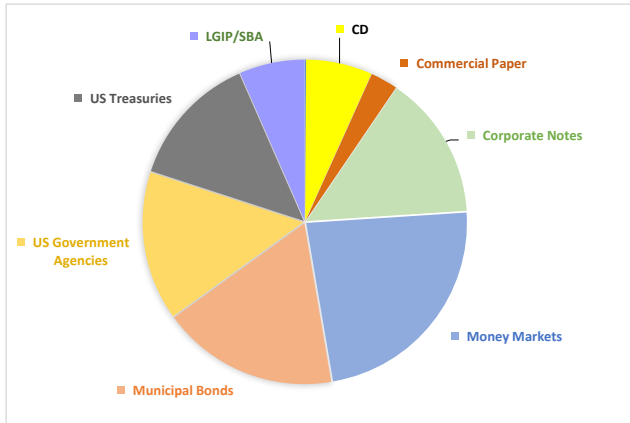
Stanton

Issuer	Market Value	Percentage
Cash	50,000.00	0.21%
Commercial Paper	2,370,790.62	9.83%
Corporate Notes	3,673,537.79	15.24%
Money Markets	2,575,371.32	10.68%
Municipal Bonds	3,146,587.75	13.05%
US Government Agencies	5,109,059.91	21.19%
US Treasuries	4,818,738.01	19.99%
LGIP/SBA	2,364,827.70	9.81%
Total	24,108,913.10	100.00%



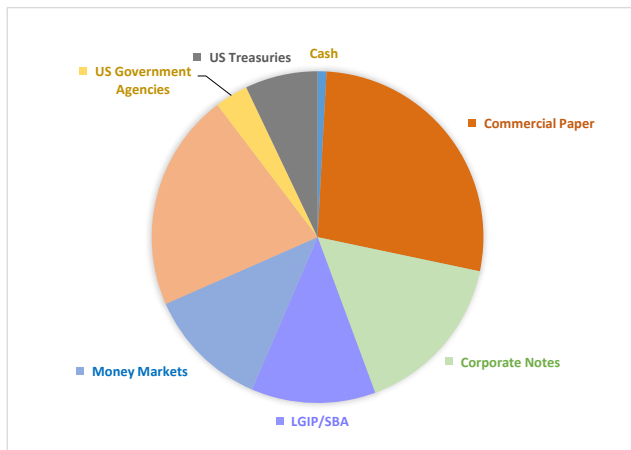
Stanton II

Issuer	Market Value	Percentage
Cash	50,000.00	0.09%
CD	3,630,359.21	6.66%
Commercial Paper	1,498,491.75	2.75%
Corporate Notes	7,888,707.03	14.47%
Money Markets	12,730,448.30	23.35%
Municipal Bonds	9,658,359.91	17.72%
US Government Agencies	8,167,172.89	14.98%
US Treasuries	7,310,113.96	13.41%
LGIP/SBA	3,583,488.02	6.57%
Total	54,517,141.07	100.00%



Tri-City

Issuer	Market Value	Percentage
Cash	50,000.00	0.86%
Commercial Paper	1,594,888.03	27.45%
Corporate Notes	932,364.79	16.05%
LGIP/SBA	705,043.36	12.13%
Money Markets	692,580.62	11.92%
Municipal Bonds	1,235,854.11	21.27%
US Government Agencies	188,943.49	3.25%
US Treasuries	411,168.51	7.08%
Total	5,810,842.91	100.00%



Investment Report

April 1, 2020

<u>CUSIP</u>	<u>ContNo</u>	<u>Issuer</u>	<u>Purchase Date</u>	<u>Maturity Date</u>	<u>Coupon</u>	<u>Yield to Maturity</u>	<u>Current Par</u>	<u>Market Value</u>	<u>(Premium)/Discount</u>	<u>Accrued Interest</u>	<u>Original Cost</u>	<u>Days To Maturity</u>	<u>Duration</u>	<u>Convexity</u>
Agency O&M														
05990CDT8	124574	CP: BCI MIAMI	10/31/2019	04/27/2020	0.000	2.102	1,000,000.00	999,342.47	10,342.22	0.00	0.9897	26	0.07	0.0004
3130AHGQ0	124576	FHLB	10/31/2019	04/28/2022	1.875	1.875	1,000,000.00	1,009,208.75	0.00	7,968.75	1.0000	757	2.03	0.0533
3132X0T84	123046	FAMCA	04/30/2018	04/19/2021	2.650	2.745	2,500,000.00	2,581,500.00	6,750.00	29,812.50	0.9973	383	1.03	0.0169
3137EAEK1	121750	FHLMC	02/28/2018	11/17/2020	1.875	2.397	1,000,000.00	1,017,279.17	13,780.00	6,979.17	0.9862	230	0.63	0.0075
87270LBS1	124438	CD: TIAA FSB	10/16/2019	08/04/2021	2.750	1.847	245,000.00	253,728.36	(3,885.70)	1,052.16	1.0159	490	1.32	0.0253
N/A	123628	AGENCY SBA	05/10/2019	04/01/2020	1.180	1.180	2,537,351.60	2,537,351.60	0.00	83.17	1.0000	0	0.00	0.0000
VP4560000	124711	Wells Fargo	11/26/2019	04/01/2020	0.290	0.290	3,073,691.51	3,073,691.51	0.00	24.76	1.0000	0	0.00	0.0000
					1.315	1.548	11,356,043.11	11,472,101.86	26,986.52	45,920.51	0.9976	184	0.49	0.0097
		AGN Pool Summary			1.315	1.548	11,356,043.11	11,472,101.86	26,986.52	45,920.51	0.9976	184	0.49	0.0097
All Requirements Construction 2013A														
N/A	116079	Goldman Sachs M-Mkt	09/17/2013	04/01/2020	0.010	0.010	3,036,886.16	3,036,886.16	0.00	0.84	1.0000	0	0.00	0.0000
					0.010	0.010	3,036,886.16	3,036,886.16	0.00	0.84	1.0000	0	0.00	0.0000
All Requirements Contingency														
3130A0XD7	121859	FHLB	03/19/2018	03/12/2021	2.375	2.514	800,000.00	814,626.78	3,184.00	1,002.78	0.9960	345	0.94	0.0140
79642B3M3	120585	MUNI: SANWTR	06/20/2017	05/15/2023	5.000	1.390	270,000.00	307,275.90	(55,047.60)	5,100.00	1.2039	1,139	2.89	0.1043
VP4560000	124582	Wells Fargo	11/04/2019	04/01/2020	0.290	0.290	274,240.61	274,240.61	0.00	2.21	1.0000	0	0.00	0.0000
					2.477	1.835	1,344,240.61	1,396,143.29	(51,863.60)	6,104.99	1.0386	434	1.14	0.0293
All Requirements General Reserve														
05565EBF1	124115	OPPENHEIMER	08/23/2019	04/14/2022	2.950	2.163	500,000.00	534,226.44	(10,041.11)	6,842.36	1.0201	743	1.97	0.0517
254673MP8	121722	CD: Discover Bank	02/22/2018	02/22/2028	3.000	3.000	245,000.00	290,056.31	0.00	745.07	1.0000	2,883	7.15	0.5629
3135G0Q89	124746	FNMA	12/12/2019	10/07/2021	1.375	1.640	1,000,000.00	1,021,225.83	4,730.00	6,645.83	0.9953	554	1.50	0.0313
372348BZ4	122077	CD: GENOA	02/28/2018	02/28/2023	2.550	2.550	245,000.00	260,062.61	0.00	34.23	1.0000	1,063	2.81	0.0973
404280BA6	124984	CORP: HSBC	03/11/2020	05/25/2023	3.600	1.650	500,000.00	557,971.93	(30,310.00)	6,300.00	1.0606	1,149	2.98	0.1094
87270LBF9	121723	CD: TIAA FSB	02/23/2018	02/23/2023	2.500	2.500	245,000.00	260,218.23	0.00	620.89	1.0000	1,058	2.81	0.0967
949763NT9	122082	Wells Fargo	02/28/2018	02/28/2023	2.750	2.750	245,000.00	261,482.66	0.00	36.92	1.0000	1,063	2.80	0.0970
VP4560000	124710	Wells Fargo	11/25/2019	04/01/2020	0.290	0.290	570,202.57	570,202.57	0.00	4.59	1.0000	0	0.00	0.0000
					2.102	1.791	3,550,202.57	3,755,446.58	(35,621.11)	21,229.89	1.0100	841	2.19	0.0904

Investment Report

April 1, 2020

<u>CUSIP</u>	<u>ContNo</u>	<u>Issuer</u>	<u>Purchase Date</u>	<u>Maturity Date</u>	<u>Coupon</u>	<u>Yield to Maturity</u>	<u>Current Par</u>	<u>Market Value</u>	<u>(Premium)/ Discount</u>	<u>Accrued Interest</u>	<u>Original Cost</u>	<u>Days To Maturity</u>	<u>Duration</u>	<u>Convexity</u>
All Requirements O&M														
02587DY85	124600	CORP: AMEX	10/01/2019	09/06/2022	2.400	2.000	247,000.00	260,170.38	(2,798.51)	422.27	1.0113	888	2.37	0.0710
05531FAU7	124232	CORP: BB&T	08/30/2019	06/29/2020	2.625	2.025	5,000,000.00	5,064,479.08	(24,500.00)	33,541.67	1.0049	89	0.24	0.0018
05971RGQ1	124573	BANCO SANTANDER	10/31/2019	07/24/2020	0.000	1.896	5,000,000.00	4,978,110.40	69,345.85	0.00	0.9861	114	0.31	0.0025
16891MD30	124571	CP: CHINA CONS BK	10/31/2019	04/03/2020	0.000	2.058	5,000,000.00	4,999,949.27	43,916.65	0.00	0.9912	2	0.01	0.0000
3130A0EN6	124747	FHLB	12/12/2019	12/10/2021	2.875	1.645	3,000,000.00	3,156,253.75	(72,108.00)	26,593.75	1.0240	618	1.65	0.0376
3130AB3F1	120255	FHLB	04/13/2017	04/13/2020	1.600	1.534	3,375,000.00	3,401,010.00	(6,480.00)	25,200.00	1.0019	12	0.03	0.0002
3130ACN83	121378	FHLB	10/30/2017	05/15/2020	1.700	1.703	1,000,000.00	1,007,852.22	0.00	6,422.22	1.0000	44	0.12	0.0007
3130AD4X7	121507	FHLB	12/29/2017	12/11/2020	2.000	2.050	1,000,000.00	1,016,565.22	1,430.00	6,120.22	0.9986	254	0.69	0.0087
3132X02W0	122210	FAMCA	06/29/2018	06/29/2021	2.750	2.750	2,000,000.00	2,064,825.56	0.00	14,055.56	1.0000	454	1.22	0.0223
3133EHEZ2	120254	FFCB	04/13/2017	04/06/2020	1.600	1.534	3,375,000.00	3,401,823.75	(6,446.25)	26,250.00	1.0019	5	0.01	0.0001
3134GBZF2	120852	FHLMC	07/27/2017	07/27/2020	1.770	1.770	2,000,000.00	2,016,483.33	0.00	6,293.33	1.0000	117	0.32	0.0026
4042Q1AE7	124257	CORP: HSBC	09/12/2019	08/24/2020	4.875	2.101	3,000,000.00	3,071,579.82	(77,850.00)	15,031.25	1.0260	145	0.40	0.0036
419792KE5	124475	MUNI: HAWAII ST GO	10/28/2019	10/01/2021	1.934	1.673	2,000,000.00	2,005,640.00	(9,780.00)	19,662.33	1.0049	548	1.47	0.0306
4913137B2	121196	MUNI: KY STATE	10/19/2017	02/01/2022	5.000	0.952	530,000.00	571,384.17	(89,835.00)	4,416.67	1.1695	671	1.77	0.0426
53944VAK5	124231	CORP: LLOYDS BANK	08/30/2019	08/17/2020	2.700	1.945	5,000,000.00	5,065,158.97	(35,850.00)	16,500.00	1.0072	138	0.38	0.0033
8648136U9	124457	MUNI: SUFFOLKVA	10/17/2019	02/01/2023	1.937	1.859	1,000,000.00	1,023,293.33	(2,480.00)	3,228.33	1.0025	1,036	2.77	0.0933
912828B66	123230	US Treasury	02/21/2019	02/15/2024	2.750	2.554	1,480,000.00	1,622,506.65	(13,489.47)	5,143.41	1.0091	1,415	3.70	0.1614
949746RS2	124330	CORP: WELLS FARGO	09/27/2019	03/04/2021	2.500	2.020	2,000,000.00	2,046,952.41	(13,500.00)	3,750.00	1.0068	337	0.92	0.0135
N/A	123726	All Req. SBA	05/24/2019	04/01/2020	1.180	1.180	12,063,969.95	12,063,969.95	0.00	395.43	1.0000	0	0.00	0.0000
VP4560000	124611	Wells Fargo	11/21/2019	04/01/2020	0.290	0.290	5,722,039.13	5,722,039.13	0.00	46.09	1.0000	0	0.00	0.0000
					1.684	1.629	63,793,009.08	64,560,047.39	(240,424.73)	213,072.53	1.0038	172	0.46	0.0107

Investment Report

April 1, 2020

<u>CUSIP</u>	<u>ContNo</u>	<u>Issuer</u>	<u>Purchase Date</u>	<u>Maturity Date</u>	<u>Coupon</u>	<u>Yield to Maturity</u>	<u>Current Par</u>	<u>Market Value</u>	<u>(Premium)/ Discount</u>	<u>Accrued Interest</u>	<u>Original Cost</u>	<u>Days To Maturity</u>	<u>Duration</u>	<u>Convexity</u>
All Requirements R&R														
196711PW9	124692	MUNI COLORADO ST COP	11/26/2019	09/01/2020	2.658	1.792	1,750,000.00	1,761,766.71	(11,305.00)	4,005.46	1.0065	153	0.42	0.0038
3130A3KM5	121512	FHLB	12/29/2017	12/09/2022	2.500	2.265	1,000,000.00	1,064,561.89	(10,920.00)	7,786.89	1.0109	982	2.60	0.0844
313384VY2	124862	FHLB	01/30/2020	04/23/2020	0.000	1.592	2,000,000.00	1,998,532.10	7,280.00	0.00	0.9964	22	0.06	0.0003
3133EAG77	121753	FFCB	03/05/2018	08/07/2034	3.150	3.280	1,500,000.00	1,769,790.00	24,645.00	7,087.50	0.9836	5,241	12.03	1.5356
3133EK2J4	124465	FFCB	10/25/2019	10/21/2021	1.690	1.700	700,000.00	719,230.86	140.00	5,257.78	0.9998	568	1.53	0.0327
3136G0FJ5	120128	FNMA	10/24/2013	10/30/2020	2.000	2.448	170,000.00	172,531.11	4,887.50	1,426.11	0.9713	212	0.58	0.0067
3136G3Y25	119307	FNMA	08/25/2016	08/25/2021	1.500	1.502	895,000.00	896,937.68	89.50	1,342.50	0.9999	511	1.39	0.0270
429754AQ7	121772	MUNI: HIGHPTE NC	03/07/2018	10/01/2033	3.740	3.793	890,000.00	926,280.85	5,473.50	16,643.00	0.9939	4,931	11.06	1.2983
46849LTE1	123945	CORP: JACKSON NTL	06/28/2019	02/01/2022	3.300	2.278	600,000.00	637,506.50	(15,306.00)	3,300.00	1.0255	671	1.79	0.0433
64985HZC4	121771	MUNI: NY ST ENV	03/06/2018	01/15/2028	3.061	3.524	105,000.00	102,738.52	4,024.65	678.52	0.9617	2,845	7.04	0.5394
64985HZF7	121770	MUNI: NY ST ENV	03/06/2018	01/15/2031	3.321	3.530	3,310,000.00	3,661,674.26	71,131.90	23,206.41	0.9785	3,941	9.32	0.9339
64985HZH3	121769	MUNI: NY ST ENV	03/06/2018	01/15/2033	3.421	3.620	1,980,000.00	2,181,914.68	45,045.00	14,299.78	0.9773	4,672	10.77	1.2355
880591DX7	121768	MUNI: TVA	03/05/2018	06/15/2035	4.650	3.317	1,100,000.00	1,493,273.83	(191,686.00)	15,060.83	1.1743	5,553	11.90	1.5077
89602NVL5	121773	MUNI: TRIBORO NY	03/06/2018	11/15/2032	5.450	3.800	2,000,000.00	2,505,097.78	(368,780.00)	41,177.78	1.1844	4,611	9.91	1.0555
902273WX5	121455	MUNI: TYLER	12/08/2017	02/15/2026	5.000	1.870	700,000.00	851,199.08	(165,564.00)	4,423.08	1.2365	2,146	5.23	0.3126
912833LJ7	120129	US Treasury	03/31/2014	08/15/2022	0.000	2.661	370,000.00	367,666.78	73,507.90	0.00	0.8013	866	2.37	0.0680
VP4560000	124585	Wells Fargo	11/04/2019	04/01/2020	0.290	0.290	1,048,013.96	1,048,013.96	0.00	8.44	1.0000	0	0.00	0.0000
					2.881	2.697	20,118,013.96	22,158,716.59	(527,336.05)	145,704.08	1.0262	2,713	6.22	0.6577
All-Requirements Debt Service 2015B														
59157TE66	124564	CP: Metlife	10/31/2019	05/06/2020	0.000	1.756	500,000.00	499,497.25	4,543.33	0.00	0.9909	35	0.10	0.0006
N/A	118434	Goldman Sachs M-Mkt	01/28/2016	04/01/2020	0.010	0.010	5,073,135.45	5,073,135.45	0.00	1.41	1.0000	0	0.00	0.0000
					0.009	0.167	5,573,135.45	5,572,632.70	4,543.33	1.41	0.9992	3	0.01	0.0001
ARP 2018A Debt Service														
N/A	122318	Goldman Sachs M-Mkt	07/26/2018	04/01/2020	0.010	0.010	1,063,259.73	1,063,259.73	0.00	0.30	1.0000	0	0.00	0.0000
					0.010	0.010	1,063,259.73	1,063,259.73	0.00	0.30	1.0000	0	0.00	0.0000
ARP DS 2016A														
N/A	118861	Goldman Sachs M-Mkt	05/12/2016	04/01/2020	0.010	0.010	29,694,468.25	29,694,468.25	0.00	8.25	1.0000	0	0.00	0.0000
					0.010	0.010	29,694,468.25	29,694,468.25	0.00	8.25	1.0000	0	0.00	0.0000
ARP DS 2017A														
N/A	120615	Goldman Sachs M-Mkt	06/30/2017	04/01/2020	0.010	0.010	1,746,874.94	1,746,874.94	0.00	0.49	1.0000	0	0.00	0.0000
					0.010	0.010	1,746,874.94	1,746,874.94	0.00	0.49	1.0000	0	0.00	0.0000
ARP DS 2017B														
N/A	120616	Goldman Sachs M-Mkt	06/30/2017	04/01/2020	0.010	0.010	1,862,989.83	1,862,989.83	0.00	0.52	1.0000	0	0.00	0.0000
					0.010	0.010	1,862,989.83	1,862,989.83	0.00	0.52	1.0000	0	0.00	0.0000

Investment Report

April 1, 2020

<u>CUSIP</u>	<u>ContNo</u>	<u>Issuer</u>	<u>Purchase Date</u>	<u>Maturity Date</u>	<u>Coupon</u>	<u>Yield to Maturity</u>	<u>Current Par</u>	<u>Market Value</u>	<u>(Premium)/Discount</u>	<u>Accrued Interest</u>	<u>Original Cost</u>	<u>Days To Maturity</u>	<u>Duration</u>	<u>Convexity</u>
ARP GEN RESERVE RPA														
00138CAD0	124256	CORP: AIG GLOBAL FDG	09/12/2019	07/02/2020	2.150	2.030	3,000,000.00	3,031,536.16	(2,823.35)	15,945.83	1.0009	92	0.25	0.0019
05551LAE5	124996	CD: BBVA USA	03/31/2020	05/01/2020	1.000	1.019	250,000.00	250,071.29	0.00	6.85	1.0000	30	0.08	0.0005
06063HMA8	124994	CD: BANK OF BARODA	03/31/2020	05/29/2020	1.050	1.018	250,000.00	250,268.68	0.00	7.19	1.0000	58	0.16	0.0010
15201QCQ8	124997	CD: CENTERSTATE	03/31/2020	04/30/2020	1.150	1.134	250,000.00	250,164.30	0.00	7.88	1.0000	29	0.08	0.0005
3135G0D75	124974	FNMA	02/18/2020	06/22/2020	1.500	1.542	2,000,000.00	2,011,220.00	314.00	8,250.00	0.9998	82	0.22	0.0016
46625HHS2	124973	CORP: JP MORGAN	02/18/2020	07/22/2020	4.400	1.718	800,000.00	817,432.03	(9,152.00)	6,746.67	1.0114	112	0.31	0.0025
912796SM2	124970	US Treasury	02/14/2020	04/23/2020	0.000	1.565	2,000,000.00	1,999,889.94	5,884.17	0.00	0.9971	22	0.06	0.0003
912796SR1	124971	US Treasury	02/14/2020	05/21/2020	0.000	1.567	2,000,000.00	1,998,288.89	8,271.94	0.00	0.9959	50	0.14	0.0009
VP4560000	124584	Wells Fargo	11/04/2019	04/01/2020	0.290	0.290	3,117,103.83	3,117,103.83	0.00	25.11	1.0000	0	0.00	0.0000
					1.074	1.354	13,667,103.83	13,725,975.12	2,494.76	30,989.53	0.9998	51	0.14	0.0010
ARP-2019A DS														
N/A	124837	Goldman Sachs M-Mkt	11/25/2019	04/01/2020	0.010	0.010	5,218,157.50	5,218,157.50	0.00	1.45	1.0000	0	0.00	0.0000
					0.010	0.010	5,218,157.50	5,218,157.50	0.00	1.45	1.0000	0	0.00	0.0000
ARP-2019B DEBT SERVICE														
N/A	124838	Goldman Sachs M-Mkt	11/25/2019	04/01/2020	0.010	0.010	796,498.49	796,498.49	0.00	0.22	1.0000	0	0.00	0.0000
					0.010	0.010	796,498.49	796,498.49	0.00	0.22	1.0000	0	0.00	0.0000
ARP Pool Summary					1.263	1.234	151,464,840.40	154,588,096.57	(848,207.40)	417,114.50	1.0056	461	1.10	0.0943
Bushnell Rate Stabilization Fund														
912828XH8	124008	US Treasury	07/30/2019	06/30/2020	1.625	2.021	100,000.00	100,783.86	359.37	412.91	0.9964	90	0.25	0.0018
VP4560000	124580	Wells Fargo	11/04/2019	04/01/2020	0.290	0.290	102,111.35	102,111.35	0.00	0.82	1.0000	0	0.00	0.0000
					0.951	1.147	202,111.35	202,895.21	359.37	413.73	0.9982	45	0.12	0.0009
BUSH Pool Summary					0.951	1.147	202,111.35	202,895.21	359.37	413.73	0.9982	45	0.12	0.0009
FMPA POOLED LN														
VP4560000	124586	Wells Fargo	11/04/2019	04/01/2020	0.290	0.290	57,004.08	57,004.08	0.00	0.46	1.0000	0	0.00	0.0000
					0.290	0.290	57,004.08	57,004.08	0.00	0.46	1.0000	0	0.00	0.0000
FMPA Pool Summary					0.290	0.290	57,004.08	57,004.08	0.00	0.46	1.0000	0	0.00	0.0000
Kissimmee Rate Stabilization Fund														
VP4560000	124581	Wells Fargo	11/04/2019	04/01/2020	0.290	0.290	1,314,947.87	1,314,947.87	0.00	10.59	1.0000	0	0.00	0.0000
					0.290	0.290	1,314,947.87	1,314,947.87	0.00	10.59	1.0000	0	0.00	0.0000
KUA Pool Summary					0.290	0.290	1,314,947.87	1,314,947.87	0.00	10.59	1.0000	0	0.00	0.0000
FMPA POOLED LOAN DEBT SERVICE														
N/A	124748	Goldman Sachs M-Mkt	12/10/2019	04/01/2020	0.010	0.010	250.93	250.93	0.00	0.00	1.0000	0	0.00	0.0000
					0.010	0.010	250.93	250.93	0.00	0.00	1.0000	0	0.00	0.0000

Investment Report

April 1, 2020

<u>CUSIP</u>	<u>ContNo</u>	<u>Issuer</u>	<u>Purchase Date</u>	<u>Maturity Date</u>	<u>Coupon</u>	<u>Yield to Maturity</u>	<u>Current Par</u>	<u>Market Value</u>	<u>(Premium)/Discount</u>	<u>Accrued Interest</u>	<u>Original Cost</u>	<u>Days To Maturity</u>	<u>Duration</u>	<u>Convexity</u>
FMPA Pooled Loan Project Fund														
N/A	124261	Goldman Sachs M-Mkt	09/11/2019	04/01/2020	0.010	0.010	13.24	13.24	0.00	0.00	1.0000	0	0.00	0.0000
					0.010	0.010	13.24	13.24	0.00	0.00	1.0000	0	0.00	0.0000
POOLED LOANS REVENUE FUND														
N/A	124756	Goldman Sachs M-Mkt	12/20/2019	04/01/2020	0.010	0.010	2.44	2.44	0.00	0.00	1.0000	0	0.00	0.0000
					0.010	0.010	2.44	2.44	0.00	0.00	1.0000	0	0.00	0.0000
		POOL Pool Summary			0.010	0.010	266.61	266.61	0.00	0.00	1.0000	0	0.00	0.0000
St Lucie Contingency														
233851DN1	124447	OPPENHEIMER	10/16/2019	11/05/2021	3.750	2.249	1,000,000.00	1,071,431.60	(29,930.00)	15,208.33	1.0299	583	1.54	0.0341
975673CZ5	120716	MUNI: WIN SALEM	07/12/2017	06/01/2021	5.000	1.081	500,000.00	531,430.83	(74,385.00)	8,333.33	1.1488	426	1.13	0.0200
VP4560000	124587	Wells Fargo	11/04/2019	04/01/2020	0.290	0.290	780,507.03	780,507.03	0.00	6.29	1.0000	0	0.00	0.0000
					2.840	1.323	2,280,507.03	2,383,369.46	(104,315.00)	23,547.95	1.0457	349	0.92	0.0193
St Lucie Debt Service 2010														
X9X9USDAC	123466	MORGAN STANLEY LIQ	03/05/2019	04/01/2020	0.010	0.010	1,118,300.42	1,118,300.42	0.00	0.31	1.0000	0	0.00	0.0000
					0.010	0.010	1,118,300.42	1,118,300.42	0.00	0.31	1.0000	0	0.00	0.0000
St Lucie Debt Service 2011														
X9X9USDAC	123471	MORGAN STANLEY LIQ	03/05/2019	04/01/2020	0.010	0.010	11,344,566.59	11,344,566.59	0.00	3.15	1.0000	0	0.00	0.0000
					0.010	0.010	11,344,566.59	11,344,566.59	0.00	3.15	1.0000	0	0.00	0.0000
St Lucie Debt Service 2012A														
X9X9USDAC	123467	MORGAN STANLEY LIQ	03/05/2019	04/01/2020	0.010	0.010	1,477,154.03	1,477,154.03	0.00	0.41	1.0000	0	0.00	0.0000
					0.010	0.010	1,477,154.03	1,477,154.03	0.00	0.41	1.0000	0	0.00	0.0000
St Lucie Debt Service 2013A														
X9X9USDAC	123469	MORGAN STANLEY LIQ	03/05/2019	04/01/2020	0.010	0.010	776,533.94	776,533.94	0.00	0.22	1.0000	0	0.00	0.0000
					0.010	0.010	776,533.94	776,533.94	0.00	0.22	1.0000	0	0.00	0.0000

Investment Report

April 1, 2020

<u>CUSIP</u>	<u>ContNo</u>	<u>Issuer</u>	<u>Purchase Date</u>	<u>Maturity Date</u>	<u>Coupon</u>	<u>Yield to Maturity</u>	<u>Current Par</u>	<u>Market Value</u>	<u>(Premium)/Discount</u>	<u>Accrued Interest</u>	<u>Original Cost</u>	<u>Days To Maturity</u>	<u>Duration</u>	<u>Convexity</u>
St Lucie Debt Service Res. 2011AB														
00850UJR6	124430	CP: AGRI BK CHINA	10/11/2019	09/25/2020	0.000	2.085	1,000,000.00	994,166.84	19,638.89	0.00	0.9804	177	0.48	0.0047
196479YA1	122215	MUNI: COLORADO HSG	07/02/2018	05/01/2021	2.424	2.814	235,000.00	240,065.43	2,481.60	2,373.50	0.9894	395	1.07	0.0179
19767CEE2	124707	CP: COLUMBIA	11/26/2019	05/14/2020	0.000	1.917	250,000.00	249,673.23	2,243.06	0.00	0.9910	43	0.12	0.0007
313378JP7	120567	FHLB	06/15/2017	09/10/2021	2.375	1.699	1,305,000.00	1,345,501.22	(35,874.45)	1,807.97	1.0275	527	1.43	0.0286
313378JP7	122203	FHLB	06/29/2018	09/10/2021	2.375	2.693	335,000.00	345,396.86	3,247.82	464.11	0.9903	527	1.43	0.0286
313378JP7	122204	FHLB	06/29/2018	09/10/2021	2.375	2.693	200,000.00	206,207.08	1,939.00	277.08	0.9903	527	1.43	0.0286
313378JP7	122205	FHLB	06/29/2018	09/10/2021	2.375	2.693	925,000.00	953,707.76	8,967.87	1,281.51	0.9903	527	1.43	0.0286
313378JP7	122206	FHLB	06/29/2018	09/10/2021	2.375	2.693	405,000.00	417,569.34	3,926.47	561.09	0.9903	527	1.43	0.0286
313378JP7	122207	FHLB	06/29/2018	09/10/2021	2.375	2.693	470,000.00	484,586.65	4,556.65	651.15	0.9903	527	1.43	0.0286
3137EAEC9	121670	FHLMC	02/14/2018	08/12/2021	1.125	2.381	1,400,000.00	1,416,052.75	58,618.00	2,143.75	0.9581	498	1.36	0.0259
660266GW1	121392	MUNI: N KANSAS	11/29/2017	03/01/2021	2.000	1.600	870,000.00	877,779.25	(10,979.40)	1,450.00	1.0126	334	0.91	0.0132
X9X9USDAC	123470	MORGAN STANLEY LIQ	03/05/2019	04/01/2020	0.010	0.010	191,982.62	191,982.62	0.00	0.05	1.0000	0	0.00	0.0000
					1.652	2.169	7,586,982.62	7,722,689.03	58,765.51	11,010.21	0.9923	420	1.14	0.0212
St Lucie Debt Service Reserve 2012														
68607DPH2	124271	Oregon State	09/17/2019	11/15/2020	2.549	2.050	980,000.00	997,556.26	(5,566.40)	9,436.96	1.0057	228	0.62	0.0075
89233GE10	124519	CP: Toyota Motor	10/31/2019	05/01/2020	0.000	1.806	400,000.00	399,667.78	3,639.67	0.00	0.9909	30	0.08	0.0005
X9X9USDAC	123468	MORGAN STANLEY LIQ	03/05/2019	04/01/2020	0.010	0.010	2,325,886.51	2,325,886.51	0.00	0.65	1.0000	0	0.00	0.0000
					0.680	0.743	3,705,886.51	3,723,110.55	(1,926.73)	9,437.61	1.0005	64	0.17	0.0020
St Lucie Decommissioning														
05990CDT8	124558	CP: BCI MIAMI	10/31/2019	04/27/2020	0.000	2.102	500,000.00	499,671.23	5,171.11	0.00	0.9897	26	0.07	0.0004
30229AD14	124978	CP: Exxon Mobil Corp	03/02/2020	04/01/2020	0.000	6.624	49,750,000.00	49,750,000.00	273,103.45	0.00	0.9945	0	0.00	0.0000
30229AD14	124979	CP: Exxon Mobil Corp	03/02/2020	04/01/2020	0.000	6.624	31,000,000.00	31,000,000.00	170,175.02	0.00	0.9945	0	0.00	0.0000
3133EHW58	124466	FFCB	10/25/2019	11/27/2020	1.900	1.620	2,175,000.00	2,210,765.46	(6,525.00)	14,234.17	1.0030	240	0.65	0.0080
3133X8L34	109995	FHLB	07/28/2010	09/09/2024	5.365	3.850	500,000.00	606,244.31	(81,857.15)	1,639.31	1.1637	1,622	4.05	0.1933
3136G3XZ3	119187	FNMA	07/28/2016	07/28/2021	1.500	1.500	1,000,000.00	1,000,090.00	0.00	2,625.00	1.0000	483	1.31	0.0245
9128285G1	124468	US Treasury	10/25/2019	10/31/2020	2.875	1.599	2,000,000.00	2,055,573.96	(25,620.00)	24,168.96	1.0128	213	0.58	0.0068
912828B66	116602	US Treasury	02/28/2014	02/15/2024	2.750	2.640	400,000.00	438,515.31	(3,828.12)	1,390.11	1.0096	1,415	3.70	0.1614
912833LQ1	116678	US Treasury	03/31/2014	02/15/2024	0.000	2.876	2,115,000.00	2,082,859.40	519,380.55	0.00	0.7544	1,415	3.87	0.1691
X9X9USDAC	123464	MORGAN STANLEY LIQ	03/06/2019	04/01/2020	0.010	0.010	1,097,275.46	1,097,275.46	0.00	0.30	1.0000	0	0.00	0.0000
					0.168	6.110	90,537,275.46	90,740,995.13	849,999.86	44,057.85	0.9906	64	0.17	0.0063

Investment Report

April 1, 2020

<u>CUSIP</u>	<u>ContNo</u>	<u>Issuer</u>	<u>Purchase Date</u>	<u>Maturity Date</u>	<u>Coupon</u>	<u>Yield to Maturity</u>	<u>Current Par</u>	<u>Market Value</u>	<u>(Premium)/Discount</u>	<u>Accrued Interest</u>	<u>Original Cost</u>	<u>Days To Maturity</u>	<u>Duration</u>	<u>Convexity</u>
St Lucie General Reserve														
041042VC3	124990	ARKANSAS ST	03/30/2020	06/15/2022	3.250	2.080	200,000.00	214,006.13	(5,022.00)	1,913.89	1.0251	805	2.13	0.0591
06406FAC7	122918	CORP: Bank of NY	12/21/2018	05/04/2026	2.800	3.670	2,000,000.00	2,306,836.75	111,512.24	22,866.67	0.9442	2,224	5.62	0.3565
3130AEWA4	122913	FHLB	12/20/2018	10/01/2020	2.625	2.688	5,000,000.00	5,054,075.00	5,550.00	65,625.00	0.9989	183	0.49	0.0055
3132X0L33	124992	FAMCA	03/30/2020	02/21/2023	2.770	0.783	500,000.00	535,098.68	(28,350.00)	1,538.89	1.0567	1,056	2.79	0.0960
31331J5T6	124253	FFCB	09/11/2019	12/21/2020	3.650	1.745	1,000,000.00	1,033,608.89	(23,949.00)	10,138.89	1.0239	264	0.71	0.0093
3133EHVV1	122914	Wells Fargo	12/20/2018	09/01/2026	2.400	2.991	2,000,000.00	2,216,630.00	80,720.00	4,000.00	0.9596	2,344	6.00	0.4016
3133EJ5P0	123117	FFCB	01/24/2019	01/18/2022	2.600	2.662	2,500,000.00	2,596,505.56	4,400.00	13,180.56	0.9982	657	1.76	0.0417
34074GDH4	124116	MUNI: FL HURRICANE	08/23/2019	07/01/2020	2.995	1.915	4,000,000.00	4,033,950.00	(36,440.00)	29,950.00	1.0091	91	0.25	0.0018
34160WZQC	124991	FL ST DEPT ENVRNMNTL	03/30/2020	07/01/2020	5.000	2.001	140,000.00	143,291.50	(1,047.20)	1,750.00	1.0075	91	0.25	0.0019
404280BA6	124986	CORP: HSBC	03/11/2020	05/25/2023	3.600	1.650	1,000,000.00	1,115,944.14	(60,620.00)	12,600.00	1.0606	1,149	2.98	0.1094
46625HJC5	124977	CORP: JP MORGAN	02/18/2020	08/15/2021	4.350	1.681	1,000,000.00	1,062,443.22	(39,160.00)	5,558.33	1.0392	501	1.34	0.0264
46625HLW8	124875	CORP: JP MORGAN	01/31/2020	06/23/2020	2.750	1.863	2,000,000.00	2,027,377.76	(6,700.00)	15,125.00	1.0034	83	0.23	0.0017
492674PNO	124980	Muni: Kettering, OH	03/10/2020	12/01/2023	2.000	0.859	280,000.00	296,172.11	(11,691.56)	326.67	1.0418	1,339	3.55	0.1487
606822AU8	124983	CORP: Mitsubishi UFG	03/10/2020	03/02/2025	3.777	1.625	1,000,000.00	1,168,763.27	(102,520.00)	3,042.58	1.1025	1,796	4.56	0.2403
64972CZ63	124988	NYC HSG DEV CORP	03/25/2020	05/01/2023	3.121	2.500	500,000.00	547,655.60	(9,195.00)	6,502.08	1.0184	1,125	2.93	0.1059
74368CAK0	124981	CORP: PROTECTIVELIFE	03/10/2020	06/28/2021	3.397	1.000	1,000,000.00	1,048,593.33	(30,866.00)	8,775.58	1.0309	453	1.22	0.0223
92818NGL6	124604	MUNI: VA STATE	11/20/2019	11/01/2024	2.200	2.101	2,000,000.00	2,056,685.56	(9,260.00)	16,255.56	1.0046	1,675	4.36	0.2182
949746RS2	124324	CORP: WELLS FARGO	09/27/2019	03/04/2021	2.500	2.020	1,000,000.00	1,023,476.21	(6,750.00)	1,875.00	1.0068	337	0.92	0.0135
VP4560000	124588	Wells Fargo	11/04/2019	04/01/2020	0.290	0.290	2,323,153.77	2,323,153.77	0.00	18.71	1.0000	0	0.00	0.0000
					2.673	2.105	29,443,153.77	30,804,267.48	(169,388.52)	221,043.41	1.0058	737	1.91	0.0907
ST LUCIE NUCLEAR FUEL STABILIZATION														
05551LAE5	124995	CD: BBVA USA	03/31/2020	05/01/2020	1.000	1.019	250,000.00	250,071.29	0.00	6.85	1.0000	30	0.08	0.0005
06063HMA8	124993	CD: BANK OF BARODA	03/31/2020	05/29/2020	1.050	1.018	250,000.00	250,268.68	0.00	7.19	1.0000	58	0.16	0.0010
2546R2DQ6	124999	CP: WALT DISNEY	03/27/2020	04/24/2020	0.000	1.883	650,000.00	649,650.26	950.44	0.00	0.9985	23	0.06	0.0004
313384VY2	124861	FHLB	01/30/2020	04/23/2020	0.000	1.592	500,000.00	499,633.03	1,820.00	0.00	0.9964	22	0.06	0.0003
VP4560000	124589	Wells Fargo	11/04/2019	04/01/2020	0.290	0.290	1,253,659.08	1,253,659.08	0.00	10.10	1.0000	0	0.00	0.0000
					0.302	0.996	2,903,659.08	2,903,282.34	2,770.44	24.14	0.9990	17	0.05	0.0003

Investment Report

April 1, 2020

<u>CUSIP</u>	<u>ContNo</u>	<u>Issuer</u>	<u>Purchase Date</u>	<u>Maturity Date</u>	<u>Coupon</u>	<u>Yield to Maturity</u>	<u>Current Par</u>	<u>Market Value</u>	<u>(Premium)/Discount</u>	<u>Accrued Interest</u>	<u>Original Cost</u>	<u>Days To Maturity</u>	<u>Duration</u>	<u>Convexity</u>
St Lucie O&M														
052397RQ1	124420	MUNI: AUSTIN TX	10/02/2019	09/01/2020	1.866	1.859	490,000.00	493,479.12	(34.30)	787.35	1.0001	153	0.42	0.0038
3130AFB63	122670	FHLB	10/22/2018	01/22/2021	2.950	2.998	1,000,000.00	1,024,669.17	1,060.00	5,654.17	0.9989	296	0.80	0.0110
377373AE5	122672	CORP: GLAXO SMITH	10/23/2018	05/14/2021	3.125	3.204	800,000.00	835,900.95	1,549.45	9,513.89	0.9981	408	1.09	0.0189
437076AW2	122671	CORP: HOME DEPOT	10/23/2018	04/01/2021	4.400	3.225	1,000,000.00	1,064,303.23	(27,320.00)	22,000.00	1.0273	365	0.97	0.0159
46625HHU7	122673	CORP: JP MORGAN	10/23/2018	10/15/2020	4.250	3.376	1,000,000.00	1,041,664.61	(16,580.00)	19,597.22	1.0166	197	0.53	0.0063
74433GDV5	124864	CP: Prudential Ins.	01/30/2020	04/29/2020	0.000	1.657	1,500,000.00	1,498,887.53	6,187.50	0.00	0.9959	28	0.08	0.0004
95000U2C6	125005	CORP: WELLS FARGO	03/25/2020	01/24/2024	3.750	1.738	1,000,000.00	1,136,533.46	(74,222.83)	6,979.17	1.0742	1,393	3.58	0.1534
N/A	123807	ST LUCIE SBA	06/10/2019	04/01/2020	1.180	1.180	1,016,762.79	1,016,762.79	0.00	33.33	1.0000	0	0.00	0.0000
VP4560000	124612	Wells Fargo	11/21/2019	04/01/2020	0.290	0.290	2,201,338.76	2,201,338.76	0.00	17.73	1.0000	0	0.00	0.0000
					2.059	1.912	10,008,101.55	10,313,539.62	(109,360.18)	64,582.86	1.0109	269	0.71	0.0204
St Lucie R&R														
20775CMH4	121805	MUNI: CONN HFA	03/09/2018	05/15/2022	1.950	2.370	500,000.00	510,703.33	8,325.00	3,683.33	0.9834	774	2.08	0.0557
3130A3KM5	121508	FHLB	12/28/2017	12/09/2022	2.500	2.265	750,000.00	798,421.41	(8,190.00)	5,840.16	1.0109	982	2.60	0.0844
3130ABR65	120851	FHLB	07/27/2017	07/03/2020	1.650	1.570	250,000.00	251,688.33	(567.50)	1,008.33	1.0023	93	0.26	0.0020
3132X0AM3	121068	FAMCA	09/20/2017	06/03/2020	1.685	1.613	800,000.00	805,690.44	(1,511.20)	4,418.44	1.0019	63	0.17	0.0012
3132X0BG5	120819	FAMCA	07/25/2017	06/15/2020	1.750	1.585	600,000.00	604,723.67	(2,778.00)	3,091.67	1.0046	75	0.21	0.0014
89233GE10	124570	CP: Toyota Motor	10/31/2019	05/01/2020	0.000	1.806	800,000.00	799,335.57	7,279.34	0.00	0.9909	30	0.08	0.0005
VP4560000	124590	Wells Fargo	11/04/2019	04/01/2020	0.290	0.290	860,969.54	860,969.54	0.00	6.94	1.0000	0	0.00	0.0000
					1.296	1.581	4,560,969.54	4,631,532.29	2,557.64	18,048.87	0.9994	278	0.74	0.0206
STL Pool Summary					0.862	4.023	165,743,090.54	167,939,340.88	529,103.02	391,756.99	0.9968	216	0.57	0.0227
Stanton Contingency														
3133EK2J4	124464	FFCB	10/25/2019	10/21/2021	1.690	1.700	1,000,000.00	1,027,472.66	200.00	7,511.11	0.9998	568	1.53	0.0327
VP4560000	124591	Wells Fargo	11/04/2019	04/01/2020	0.290	0.290	68,807.28	68,807.28	0.00	0.55	1.0000	0	0.00	0.0000
					1.600	1.609	1,068,807.28	1,096,279.94	200.00	7,511.66	0.9998	531	1.43	0.0306
Stanton General Reserve														
06406HBY4	124445	CORP: Bank of NY	10/16/2019	09/23/2021	3.550	2.014	990,000.00	1,039,609.26	(28,731.71)	781.00	1.0290	540	1.45	0.0298
233851DN1	124446	OPPENHEIMER	10/16/2019	11/05/2021	3.750	2.249	1,000,000.00	1,071,431.60	(29,930.00)	15,208.33	1.0299	583	1.54	0.0341
3130AH2Z5	124282	FHLB	09/20/2019	09/16/2020	1.750	1.863	1,000,000.00	1,003,999.17	1,099.99	729.17	0.9989	168	0.46	0.0044
313378JP7	124281	FHLB	09/20/2019	09/10/2021	2.375	1.767	1,000,000.00	1,031,035.42	(11,730.00)	1,385.42	1.0117	527	1.43	0.0286
3133EK2J4	124460	FFCB	10/21/2019	10/21/2021	1.690	1.767	1,000,000.00	1,027,472.66	1,500.00	7,511.11	0.9985	568	1.53	0.0327
3134G9AD9	124454	FHLMC	10/15/2019	04/28/2021	1.500	1.718	1,000,000.00	1,019,080.00	3,290.00	6,375.00	0.9967	392	1.06	0.0175
8827237K9	124455	MUNI: TEXAS ST	10/16/2019	10/01/2021	2.315	1.610	2,000,000.00	1,988,620.00	(27,060.00)	23,535.83	1.0135	548	1.47	0.0304
9128285G1	124444	US Treasury	10/15/2019	10/31/2020	2.875	1.654	1,500,000.00	1,541,881.88	(18,429.70)	18,328.13	1.0123	213	0.58	0.0068
9128285G1	124704	US Treasury	11/26/2019	10/31/2020	2.875	1.631	1,200,000.00	1,233,505.50	(13,660.12)	14,662.50	1.0114	213	0.58	0.0069
VP4560000	124592	Wells Fargo	11/04/2019	04/01/2020	0.290	0.290	222,307.14	222,307.14	0.00	1.79	1.0000	0	0.00	0.0000
					2.478	1.748	10,912,307.14	11,178,942.63	(123,651.54)	88,518.28	1.0113	407	1.10	0.0207

Investment Report

April 1, 2020

<u>CUSIP</u>	<u>ContNo</u>	<u>Issuer</u>	<u>Purchase Date</u>	<u>Maturity Date</u>	<u>Coupon</u>	<u>Yield to Maturity</u>	<u>Current Par</u>	<u>Market Value</u>	<u>(Premium)/ Discount</u>	<u>Accrued Interest</u>	<u>Original Cost</u>	<u>Days To Maturity</u>	<u>Duration</u>	<u>Convexity</u>
Stanton O&M														
05571BH30	124619	CP: BCPE	11/21/2019	08/03/2020	0.000	1.875	500,000.00	497,671.82	6,577.78	0.00	0.9868	124	0.34	0.0028
05990CKT0	124567	CP: BCI MIAMI	10/31/2019	10/27/2020	0.000	2.020	1,000,000.00	993,351.56	19,910.00	0.00	0.9801	209	0.57	0.0061
8225X2HX5	124617	CP: SHELL INTL FIN	11/21/2019	08/31/2020	0.000	1.733	500,000.00	497,326.89	6,745.00	0.00	0.9865	152	0.42	0.0038
912828YC8	124618	US Treasury	11/21/2019	08/31/2021	1.500	1.598	1,500,000.00	1,529,390.00	2,693.04	2,000.00	0.9982	517	1.40	0.0277
N/A	123725	STANTON SBA	05/24/2019	04/01/2020	1.180	1.180	2,364,827.70	2,364,827.70	0.00	77.51	1.0000	0	0.00	0.0000
VP4560000	124615	Wells Fargo	11/21/2019	04/01/2020	0.290	0.290	1,738,832.62	1,738,832.62	0.00	14.01	1.0000	0	0.00	0.0000
					0.729	1.252	7,603,660.32	7,621,400.59	35,925.82	2,091.52	0.9953	148	0.40	0.0067
Stanton R&R														
05990CKT0	124568	CP: BCI MIAMI	10/31/2019	10/27/2020	0.000	2.020	385,000.00	382,440.35	7,665.35	0.00	0.9801	209	0.57	0.0061
46625HHU7	124448	CORP: JP MORGAN	10/16/2019	10/15/2020	4.250	1.981	1,500,000.00	1,562,496.93	(33,450.00)	29,395.83	1.0223	197	0.53	0.0063
534239EC8	124335	LINCOLN NE MUNI	09/30/2019	08/15/2022	3.000	1.696	1,000,000.00	1,039,708.33	(36,420.00)	3,583.33	1.0364	866	2.30	0.0671
9128285G1	124702	US Treasury	11/26/2019	10/31/2020	2.875	1.631	500,000.00	513,960.63	(5,691.73)	6,109.38	1.0114	213	0.58	0.0069
92818NGL6	124605	MUNI: VA STATE	11/20/2019	11/01/2024	2.200	2.101	115,000.00	118,259.42	(532.45)	934.69	1.0046	1,675	4.36	0.2182
VP4560000	124596	Wells Fargo	11/04/2019	04/01/2020	0.290	0.290	545,424.28	545,424.28	0.00	4.39	1.0000	0	0.00	0.0000
					2.774	1.646	4,045,424.28	4,162,289.94	(68,428.83)	40,027.62	1.0169	381	1.02	0.0265
STN Pool Summary					1.926	1.565	23,630,199.02	24,058,913.10	(155,954.55)	138,149.08	1.0066	325	0.87	0.0176
STANTON II - 2017A D/S														
X9X9USDAC	123460	MORGAN STANLEY LIQ	03/12/2019	04/01/2020	0.010	0.010	463,341.35	463,341.35	0.00	0.13	1.0000	0	0.00	0.0000
					0.010	0.010	463,341.35	463,341.35	0.00	0.13	1.0000	0	0.00	0.0000
STANTON II 2017B D/S														
X9X9USDAC	123461	MORGAN STANLEY LIQ	03/12/2019	04/01/2020	0.010	0.010	2,915,574.34	2,915,574.34	0.00	0.81	1.0000	0	0.00	0.0000
					0.010	0.010	2,915,574.34	2,915,574.34	0.00	0.81	1.0000	0	0.00	0.0000
Stanton II Contingency														
3132X02W0	122213	FAMCA	06/29/2018	06/29/2021	2.750	2.750	200,000.00	206,482.56	0.00	1,390.28	1.0000	454	1.22	0.0223
VP4560000	124593	Wells Fargo	11/04/2019	04/01/2020	0.290	0.290	917,774.34	917,774.34	0.00	7.39	1.0000	0	0.00	0.0000
					0.730	0.730	1,117,774.34	1,124,256.90	0.00	1,397.67	1.0000	81	0.22	0.0040
Stanton II Debt Service 2009A														
X9X9USDAC	123457	MORGAN STANLEY LIQ	03/12/2019	04/01/2020	0.010	0.010	355,748.41	355,748.41	0.00	0.10	1.0000	0	0.00	0.0000
					0.010	0.010	355,748.41	355,748.41	0.00	0.10	1.0000	0	0.00	0.0000
Stanton II Debt Service 2012														
X9X9USDAC	123459	MORGAN STANLEY LIQ	03/12/2019	04/01/2020	0.010	0.010	3,785,532.83	3,785,532.83	0.00	1.05	1.0000	0	0.00	0.0000
					0.010	0.010	3,785,532.83	3,785,532.83	0.00	1.05	1.0000	0	0.00	0.0000

Investment Report

April 1, 2020

<u>CUSIP</u>	<u>ContNo</u>	<u>Issuer</u>	<u>Purchase Date</u>	<u>Maturity Date</u>	<u>Coupon</u>	<u>Yield to Maturity</u>	<u>Current Par</u>	<u>Market Value</u>	<u>(Premium)/Discount</u>	<u>Accrued Interest</u>	<u>Original Cost</u>	<u>Days To Maturity</u>	<u>Duration</u>	<u>Convexity</u>	
Stanton II Debt Service Reserve 2012															
31315PZS1	121338	FAMCA	11/15/2017	01/24/2023	2.130	2.140	300,000.00	313,564.25	153.00	1,189.25	0.9995	1,028	2.74	0.0921	
53944QE63	124559	CP: LMA AMERICAS	10/30/2019	05/06/2020	0.000	1.756	1,500,000.00	1,498,491.75	13,702.50	0.00	0.9909	35	0.10	0.0006	
9128285B2	124415	US Treasury	09/24/2019	09/30/2020	2.750	1.830	2,000,000.00	2,026,245.56	(17,841.42)	305.56	1.0089	182	0.50	0.0050	
94988J5N3	123212	Wells Fargo	02/11/2019	01/15/2021	2.600	2.900	500,000.00	512,362.33	2,800.00	2,744.44	0.9944	289	0.78	0.0107	
X9X9USDAC	123458	MORGAN STANLEY LIQ	03/12/2019	04/01/2020	0.010	0.010	205,018.34	205,018.34	0.00	0.06	1.0000	0	0.00	0.0000	
						1.652	1.862	4,505,018.34	4,555,682.23	(1,185.92)	4,239.31	1.0003	193	0.52	0.0097

Investment Report

April 1, 2020

<u>CUSIP</u>	<u>ContNo</u>	<u>Issuer</u>	<u>Purchase Date</u>	<u>Maturity Date</u>	<u>Coupon</u>	<u>Yield to Maturity</u>	<u>Current Par</u>	<u>Market Value</u>	<u>(Premium)/Discount</u>	<u>Accrued Interest</u>	<u>Original Cost</u>	<u>Days To Maturity</u>	<u>Duration</u>	<u>Convexity</u>
Stanton II General Reserve														
02007GKL6	123888	CD: ALLY BK	06/27/2019	06/27/2022	2.250	2.250	249,000.00	260,740.81	0.00	1,473.53	1.0000	817	2.18	0.0612
02587DS66	124131	CD: American Express	08/28/2019	05/24/2022	2.400	1.949	245,000.00	257,585.72	(2,920.40)	2,078.14	1.0119	783	2.09	0.0567
035771W67	123871	MUNI: CITY ANNAPOLIS	06/25/2019	08/01/2026	2.901	2.482	360,000.00	387,340.20	(9,756.00)	1,740.60	1.0271	2,313	5.85	0.3819
05565EBF1	123971	PIPER	07/15/2019	04/14/2022	2.950	2.436	800,000.00	854,762.28	(10,952.00)	10,947.78	1.0137	743	1.97	0.0517
05567LT31	123967	CORP: BNP PARIBAS	07/15/2019	01/15/2021	5.000	2.314	2,000,000.00	2,097,412.18	(78,760.00)	21,111.11	1.0394	289	0.78	0.0108
06740KKU0	123869	CD: BARCLAYS	06/25/2019	09/21/2020	1.950	2.195	200,000.00	200,106.53	618.00	117.53	0.9969	173	0.47	0.0046
14042RMC2	123874	CD: CAPITAL 1 NA	06/26/2019	06/26/2023	2.250	2.250	249,000.00	264,781.29	0.00	1,488.88	1.0000	1,181	3.12	0.1177
14042TAX5	123873	CD: CAPITAL 1 NA	06/26/2019	06/26/2023	2.250	2.250	249,000.00	264,781.29	0.00	1,488.88	1.0000	1,181	3.12	0.1177
15118RRP4	124230	CD: CELTIC BANK	08/30/2019	08/30/2027	2.000	2.000	250,000.00	274,496.68	0.00	27.40	1.0000	2,707	6.92	0.5285
17312QM97	124132	CD: Citibank	08/28/2019	06/15/2022	3.100	1.949	245,000.00	261,776.28	(7,634.20)	2,247.29	1.0312	805	2.13	0.0592
17325FAE8	124874	Corp: Citibank	01/31/2020	06/12/2020	2.100	1.735	1,500,000.00	1,515,647.58	(1,980.00)	9,625.00	1.0013	72	0.20	0.0014
254673ZL3	124129	CD: Discover Bank	08/28/2019	06/26/2026	2.650	2.200	250,000.00	282,291.16	(7,092.50)	1,760.62	1.0284	2,277	5.78	0.3753
3130AABG2	120330	FHLB	04/27/2017	11/29/2021	1.875	1.867	500,000.00	515,309.58	(178.00)	3,177.08	1.0004	607	1.63	0.0366
3130AH2Z5	124283	FHLB	09/20/2019	09/16/2020	1.750	1.863	1,000,000.00	1,003,999.17	1,099.99	729.17	0.9989	168	0.46	0.0044
3133EJCE7	121937	FFCB	04/19/2018	02/12/2021	2.350	2.610	250,000.00	255,098.40	1,757.50	799.65	0.9930	317	0.86	0.0123
3137EAEC9	120336	FHLMC	04/27/2017	08/12/2021	1.125	1.845	500,000.00	505,733.13	14,800.00	765.63	0.9704	498	1.36	0.0259
3137EAEL9	122322	FHLMC	07/30/2018	02/16/2021	2.375	2.815	750,000.00	765,029.06	8,062.50	2,127.60	0.9893	321	0.87	0.0125
38149MBW2	123875	CD: GOLDMAN SACHS	06/26/2019	06/26/2023	2.350	2.350	249,000.00	265,645.88	0.00	1,555.06	1.0000	1,181	3.12	0.1174
404280BA6	124985	CORP: HSBC	03/11/2020	05/25/2023	3.600	1.650	1,000,000.00	1,115,944.14	(60,620.00)	12,600.00	1.0606	1,149	2.98	0.1094
438670Q79	124456	MUNI: CTY HONOLULU	10/16/2019	11/01/2022	2.512	1.721	750,000.00	771,469.67	(17,325.00)	7,954.67	1.0231	944	2.50	0.0780
4423315T7	124242	MUNI: HOUSTON	09/10/2019	03/01/2024	1.950	1.845	500,000.00	502,058.83	(2,255.00)	821.33	1.0045	1,430	3.79	0.1663
44329MAH6	124227	CD: HSBC Bank	08/29/2019	08/28/2023	2.000	2.000	250,000.00	251,510.80	0.00	452.05	1.0000	1,244	3.31	0.1292
45506DWT8	123872	MUNI: INDIANA STATE	06/25/2019	07/01/2027	2.816	2.532	950,000.00	964,235.75	(19,475.00)	6,688.00	1.0205	2,647	6.62	0.4814
459200HP9	123963	CORP: IBM	07/15/2019	08/01/2023	3.375	2.423	500,000.00	553,604.95	(18,235.00)	2,812.50	1.0365	1,217	3.17	0.1221
48128H6D5	124229	CD: JPM Chase Bank	08/30/2019	08/31/2024	2.100	2.100	250,000.00	266,917.99	0.00	456.52	1.0000	1,613	4.25	0.2080
61760AV55	124127	CD: MORGAN	08/28/2019	08/22/2024	2.000	2.000	250,000.00	265,875.18	0.00	534.25	1.0000	1,604	4.22	0.2057
64966MEB1	124124	MUNI: NYC	08/28/2019	08/01/2027	2.520	2.128	300,000.00	304,818.00	(8,526.00)	1,260.00	1.0284	2,678	6.76	0.5011
64966MGL7	123854	MUNI: NYC Trans Fin	06/21/2019	12/01/2024	2.900	2.355	2,875,000.00	2,881,692.36	(79,522.50)	28,254.86	1.0277	1,705	4.38	0.2194
64990AKS3	124122	MUNI: NYSHGR	08/28/2019	03/15/2022	2.950	1.872	160,000.00	156,794.04	(4,227.20)	218.04	1.0264	713	1.91	0.0472
67869TAD7	123970	MUNI: OKL CNTY SD	07/15/2019	06/01/2024	2.650	2.260	1,000,000.00	1,018,980.56	(17,870.00)	22,451.39	1.0179	1,522	3.91	0.1787
68607VT54	123966	MUNI: OREGON LOTTERY	07/15/2019	04/01/2025	2.946	2.270	1,000,000.00	1,046,680.00	(35,860.00)	14,975.50	1.0359	1,826	4.64	0.2468
73474TAR1	123965	MUNI: PORT OF MORROW	07/15/2019	09/01/2025	2.302	2.423	500,000.00	502,353.64	3,435.00	991.14	0.9931	1,979	5.13	0.2953
73723RH6	124121	MUNI: CITY OF PORTS	08/28/2019	02/01/2027	2.000	1.967	500,000.00	491,203.35	(1,140.00)	1,648.35	1.0023	2,497	6.43	0.4530
7954503Q6	123877	CD: SALLIE MAE	06/26/2019	06/27/2022	2.250	2.248	249,000.00	253,953.31	0.00	1,473.53	1.0000	817	2.18	0.0609

Investment Report

April 1, 2020

<u>CUSIP</u>	<u>ContNo</u>	<u>Issuer</u>	<u>Purchase Date</u>	<u>Maturity Date</u>	<u>Coupon</u>	<u>Yield to Maturity</u>	<u>Current Par</u>	<u>Market Value</u>	<u>(Premium)/Discount</u>	<u>Accrued Interest</u>	<u>Original Cost</u>	<u>Days To Maturity</u>	<u>Duration</u>	<u>Convexity</u>
Stanton II General Reserve (Continued)														
88213AGC3	124126	MUNI: TEXAS A&M UNIV	08/28/2019	05/15/2027	2.508	2.058	100,000.00	101,850.84	(3,175.00)	950.84	1.0318	2,600	6.56	0.4725
88213AHL2	123968	MUNI: TEXAS A&M UNIV	07/15/2019	05/15/2024	2.884	2.215	500,000.00	528,882.67	(15,195.00)	5,527.67	1.0304	1,505	3.89	0.1767
9128285G1	124696	US Treasury	11/26/2019	10/31/2020	2.875	1.631	500,000.00	513,960.63	(5,691.73)	6,109.38	1.0114	213	0.58	0.0069
912828PC8	122320	US Treasury	07/30/2018	11/15/2020	2.625	2.732	1,000,000.00	1,025,303.42	2,382.81	9,951.92	0.9976	228	0.62	0.0075
912828QN3	111818	US Treasury	05/20/2011	05/15/2021	3.125	3.208	500,000.00	522,621.76	3,515.60	5,923.76	0.9930	409	1.10	0.0190
912828W89	121938	US Treasury	04/19/2018	03/31/2022	1.875	2.624	1,050,000.00	1,084,456.70	29,326.17	107.00	0.9721	729	1.97	0.0503
94974BFR6	124975	CORP: WELLS FARGO	02/18/2020	01/22/2021	3.000	1.671	1,200,000.00	1,234,422.91	(14,616.00)	6,900.00	1.0122	296	0.80	0.0111
949763RK4	124130	CD: WELLS FARGO	08/28/2019	06/14/2022	3.100	1.949	245,000.00	259,896.29	(7,663.60)	374.55	1.0313	804	2.13	0.0592
VP4560000	124594	Wells Fargo	11/04/2019	04/01/2020	0.290	0.290	887,814.80	887,814.80	0.00	7.15	1.0000	0	0.00	0.0000
					2.660	2.130	26,862,814.80	27,739,839.81	(365,672.56)	202,705.35	1.0136	1,012	2.62	0.1249
Stanton II O&M														
3130AD4X7	121509	FHLB	12/29/2017	12/11/2020	2.000	2.050	500,000.00	508,282.61	715.00	3,060.11	0.9986	254	0.69	0.0087
3130AD4X7	121510	FHLB	12/29/2017	12/11/2020	2.000	2.050	500,000.00	508,282.61	715.00	3,060.11	0.9986	254	0.69	0.0087
3130AH5P4	124323	FHLB	09/27/2019	09/24/2020	1.875	1.797	1,000,000.00	1,004,359.58	(760.00)	364.58	1.0008	176	0.48	0.0047
3132X02W0	122214	Great Pacific	06/29/2018	06/29/2021	2.750	2.750	2,500,000.00	2,581,031.94	0.00	17,378.47	1.0000	454	1.22	0.0223
9128282F6	124029	US Treasury	07/25/2019	08/31/2021	1.125	1.314	1,500,000.00	1,520,773.14	5,859.37	1,467.39	0.9961	517	1.41	0.0276
N/A	123724	STANTON II SBA	05/24/2019	04/01/2020	1.180	1.180	3,583,488.02	3,583,488.02	0.00	117.46	1.0000	0	0.00	0.0000
VP4560000	124613	Wells Fargo	11/21/2019	04/01/2020	0.290	0.290	915,706.09	915,706.09	0.00	7.38	1.0000	0	0.00	0.0000
					1.613	1.637	10,499,194.11	10,621,923.99	6,529.37	25,455.50	0.9994	223	0.60	0.0105
Stanton II R&R														
3130AF5B9	124461	Wells Fargo	10/15/2019	10/12/2021	3.000	1.589	550,000.00	579,330.58	(15,154.60)	7,745.83	1.0276	559	1.49	0.0317
46625HRT9	123892	JP MORGAN SEC	06/27/2019	06/07/2021	2.400	2.250	500,000.00	516,912.99	(1,415.00)	3,800.00	1.0028	432	1.17	0.0206
9128285G1	124694	US Treasury	11/26/2019	10/31/2020	2.875	1.631	600,000.00	616,752.75	(6,830.06)	7,331.25	1.0114	213	0.58	0.0069
VP4560000	124595	Wells Fargo	11/04/2019	04/01/2020	0.290	0.290	1,192,244.89	1,192,244.89	0.00	9.60	1.0000	0	0.00	0.0000
					1.731	1.169	2,842,244.89	2,905,241.21	(23,399.66)	18,886.68	1.0082	229	0.62	0.0112
STN2 Pool Summary					1.905	1.631	53,347,243.41	54,467,141.07	(383,728.77)	252,686.60	1.0072	584	1.52	0.0664
Tri City Contingency														
419792KE5	124474	MUNI: HAWAII ST GO	10/28/2019	10/01/2021	1.934	1.673	500,000.00	501,410.00	(2,445.00)	4,915.58	1.0049	548	1.47	0.0306
44244CTD9	124473	MUNI HOUSTON UTILITY	10/28/2019	11/15/2020	2.810	1.745	300,000.00	304,641.50	(3,222.00)	3,231.50	1.0107	228	0.62	0.0075
914745FV1	124577	Muni Univ of Alabama	11/06/2019	10/01/2021	4.000	1.711	205,000.00	213,673.55	(8,747.35)	3,348.33	1.0427	548	1.45	0.0304
VP4560000	124597	Wells Fargo	11/04/2019	04/01/2020	0.290	0.290	86,690.29	86,690.29	0.00	0.70	1.0000	0	0.00	0.0000
					2.432	1.590	1,091,690.29	1,106,415.34	(14,414.35)	11,496.11	1.0132	417	1.12	0.0218

Investment Report

April 1, 2020

<u>CUSIP</u>	<u>ContNo</u>	<u>Issuer</u>	<u>Purchase Date</u>	<u>Maturity Date</u>	<u>Coupon</u>	<u>Yield to Maturity</u>	<u>Current Par</u>	<u>Market Value</u>	<u>(Premium)/Discount</u>	<u>Accrued Interest</u>	<u>Original Cost</u>	<u>Days To Maturity</u>	<u>Duration</u>	<u>Convexity</u>
Tri City General Reserve														
31677QBG3	124442	CORP: Fifth Third	10/16/2019	06/14/2021	2.250	2.055	500,000.00	515,698.94	(1,576.22)	3,281.25	1.0032	439	1.19	0.0212
9128285G1	124700	US Treasury	11/26/2019	10/31/2020	2.875	1.631	100,000.00	102,792.13	(1,138.35)	1,221.88	1.0114	213	0.58	0.0069
VP4560000	124598	Wells Fargo	11/04/2019	04/01/2020	0.290	0.290	53,200.33	53,200.33	0.00	0.43	1.0000	0	0.00	0.0000
					2.186	1.846	653,200.33	671,691.40	(2,714.57)	4,503.56	1.0042	369	1.00	0.0173
Tri City O&M														
00850UKN3	124470	CP: AGRI BK CHINA	10/25/2019	10/22/2020	0.000	2.096	600,000.00	596,100.41	12,281.50	0.00	0.9795	204	0.56	0.0059
05990CDT8	124575	CABRERA	10/31/2019	04/27/2020	0.000	2.102	500,000.00	499,671.23	5,171.11	0.00	0.9897	26	0.07	0.0004
N/A	123486	TRI CITY SBA	04/18/2019	04/01/2020	1.180	1.180	705,043.36	705,043.36	0.00	23.11	1.0000	0	0.00	0.0000
VP4560000	124614	Wells Fargo	11/21/2019	04/01/2020	0.290	0.290	455,152.29	455,152.29	0.00	3.67	1.0000	0	0.00	0.0000
					0.426	1.448	2,260,195.65	2,255,967.29	17,452.61	26.78	0.9923	60	0.16	0.0016
Tri City R&R														
16891MD30	124572	CP: CHINA CONS BK	10/31/2019	04/03/2020	0.000	2.058	200,000.00	199,997.97	1,756.67	0.00	0.9912	2	0.01	0.0000
196707B85	124471	MUNI COLORADO ST BRD	10/25/2019	03/01/2021	3.172	1.770	215,000.00	216,129.06	(3,994.70)	587.26	1.0186	334	0.91	0.0132
31422BNE6	124463	FAMCA	10/25/2019	10/21/2021	1.600	1.631	185,000.00	188,943.49	112.66	1,315.56	0.9994	568	1.53	0.0326
46625HHU7	124441	OPPENHEIMER	10/16/2019	10/15/2020	4.250	1.981	400,000.00	416,665.85	(8,920.00)	7,838.89	1.0223	197	0.53	0.0063
53944QFJ4	124608	CP: LMA Americas	11/21/2019	06/18/2020	0.000	1.850	300,000.00	299,118.42	3,202.50	0.00	0.9893	78	0.21	0.0015
9128285G1	124698	US Treasury	11/26/2019	10/31/2020	2.875	1.631	300,000.00	308,376.38	(3,415.03)	3,665.63	1.0114	213	0.58	0.0069
VP4560000	124578	Wells Fargo	11/04/2019	04/01/2020	0.290	0.290	97,537.71	97,537.71	0.00	0.79	1.0000	0	0.00	0.0000
					2.102	1.743	1,697,537.71	1,726,768.88	(11,257.90)	13,408.13	1.0066	202	0.55	0.0082
TRI Pool Summary					1.511	1.609	5,702,623.98	5,760,842.91	(10,934.21)	29,434.58	1.0019	206	0.56	0.0092
Open Investments					1.225	2.435	412,818,370.37	419,861,550.16	(842,376.02)	1,275,487.04	1.0020	358	0.90	0.0537