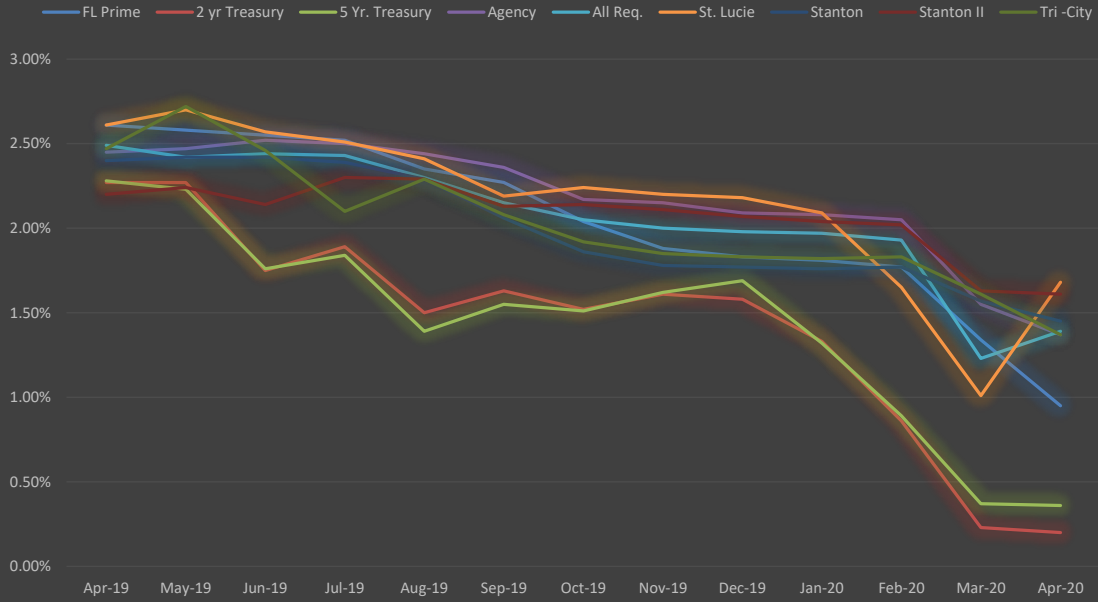
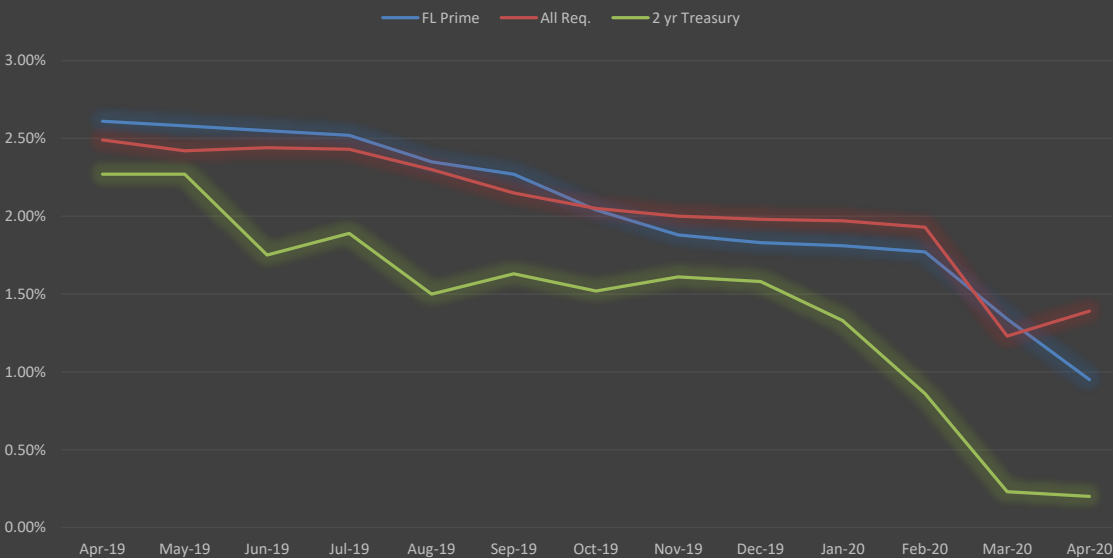


**FMPA BOD Projects Total Weighted Average Yield vs.  
Florida Prime and 2 YR & 5YR Treasury  
(APR 2019 - APR 2020)**



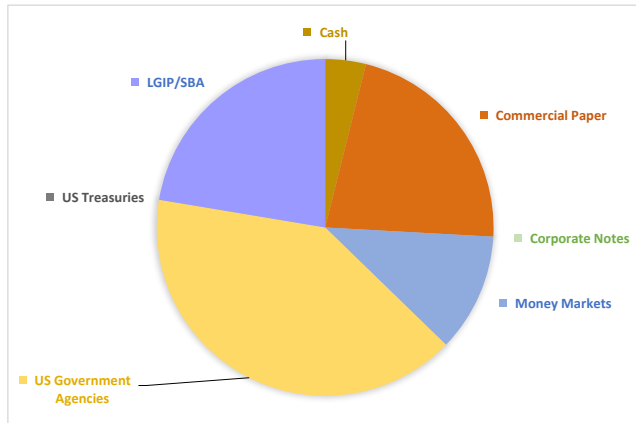
Month	FL Prime	2 yr Treasury	5 Yr. Treasury	Agency	All Req.	St. Lucie	Stanton	Stanton II	Tri -City
4/30/2019	2.61%	2.27%	2.28%	2.45%	2.49%	2.61%	2.40%	2.20%	2.47%
5/31/2019	2.58%	2.27%	2.23%	2.47%	2.42%	2.70%	2.42%	2.24%	2.72%
6/30/2019	2.55%	1.75%	1.76%	2.52%	2.44%	2.57%	2.42%	2.14%	2.46%
7/31/2019	2.52%	1.89%	1.84%	2.50%	2.43%	2.51%	2.39%	2.30%	2.10%
8/31/2019	2.35%	1.50%	1.39%	2.44%	2.30%	2.41%	2.29%	2.29%	2.29%
9/30/2019	2.27%	1.63%	1.55%	2.36%	2.15%	2.19%	2.06%	2.13%	2.08%
10/31/2019	2.04%	1.52%	1.51%	2.17%	2.05%	2.24%	1.86%	2.14%	1.92%
11/30/2019	1.88%	1.61%	1.62%	2.15%	2.00%	2.20%	1.78%	2.11%	1.85%
12/31/2019	1.83%	1.58%	1.69%	2.09%	1.98%	2.18%	1.77%	2.07%	1.83%
1/31/2020	1.81%	1.33%	1.32%	2.08%	1.97%	2.09%	1.76%	2.04%	1.82%
2/29/2020	1.77%	0.86%	0.89%	2.05%	1.93%	1.65%	1.77%	2.02%	1.83%
3/31/2020	1.34%	0.23%	0.37%	1.55%	1.23%	1.01%	1.57%	1.63%	1.61%
4/30/2020	0.95%	0.20%	0.36%	1.37%	1.39%	1.68%	1.45%	1.61%	1.37%

**FMPA All-Requirements Total Weighted Average Yield vs.  
Florida Prime and 2 Year Treasury  
(APR 2019- APR 2020)**

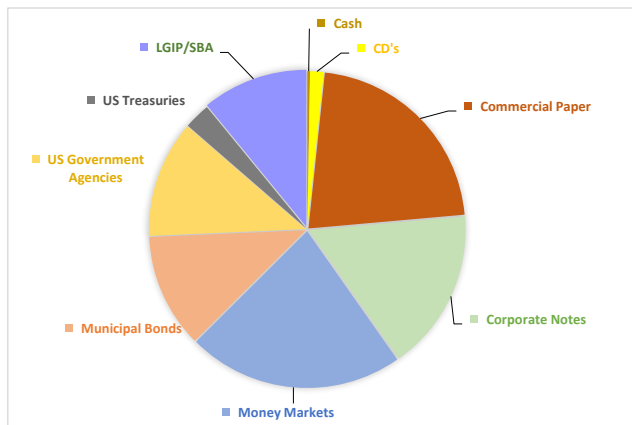


**Investment Diversification by Type**  
**April 30, 2020**

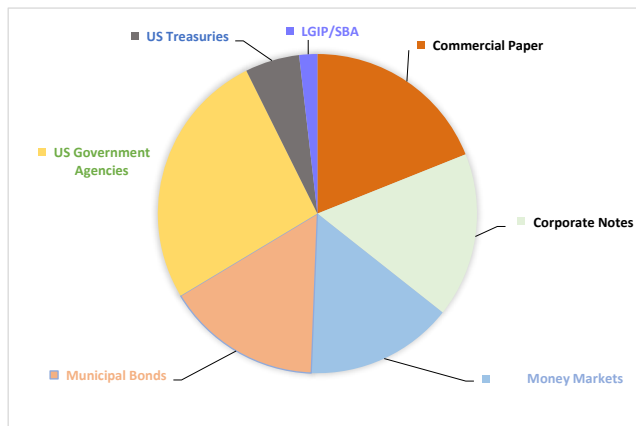
<b>Agency Issuer</b>	<b>Market Value</b>	<b>Percentage</b>
Cash	442,358.96	3.73%
Commercial Paper	2,496,113.85	21.04%
Corporate Notes	0.00	0.00%
Money Markets	1,293,876.44	10.91%
US Government Agencies	4,584,980.40	38.65%
US Treasuries	0.00	0.00%
LGIP/SBA	2,540,271.89	21.42%
cd's	504,428.08	4.25%
<b>TOTAL</b>	<b>11,862,029.62</b>	<b>100.00%</b>



<b>All-Requirements Issuer</b>	<b>Market Value</b>	<b>Percentage</b>
Cash	403,040.36	0.27%
CD's	2,062,477.00	1.40%
Commercial Paper	32,285,218.34	21.92%
Corporate Notes	24,551,407.75	16.67%
Money Markets	32,806,329.32	22.27%
Municipal Bonds	17,331,902.83	11.77%
US Government Agencies	17,781,653.97	12.07%
US Treasuries	3,991,492.96	2.71%
LGIP/SBA	16,076,417.77	10.91%
<b>TOTAL</b>	<b>147,289,940.30</b>	<b>100.00%</b>



<b>* St. Lucie Issuer</b>	<b>Market Value</b>	<b>Percentage</b>
Cash	125,000.00	0.15%
Commercial Paper	15,663,402.28	18.92%
Corporate Notes	13,800,135.09	16.67%
Money Markets	12,383,130.01	14.96%
Municipal Bonds	13,039,686.02	15.75%
US Government Agencies	21,714,561.30	26.23%
US Treasuries	4,553,847.73	5.50%
LGIP/SBA	1,518,091.21	1.83%
<b>Total</b>	<b>82,797,853.64</b>	<b>100.00%</b>

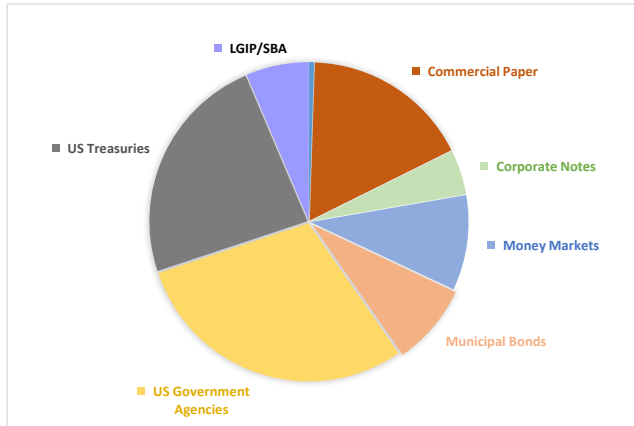


\* - Investments held under the Forward Delivery Agreements in the St. Lucie Project are exempt from diversification process.

**Investment Diversification by Type**  
**April 30, 2020**

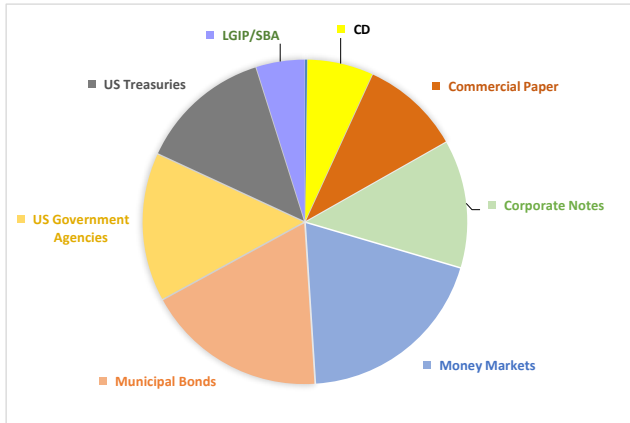
**Stanton**

Issuer	Market Value	Percentage
Cash	125,000.00	0.52%
Commercial Paper	4,099,420.52	17.14%
Corporate Notes	1,098,914.86	4.60%
Money Markets	2,329,192.57	9.74%
Municipal Bonds	1,994,522.15	8.34%
US Government Agencies	7,066,716.21	29.55%
US Treasuries	5,667,882.95	23.70%
LGIP/SBA	1,530,389.75	6.40%
<b>Total</b>	<b>23,912,039.01</b>	<b>100.00%</b>



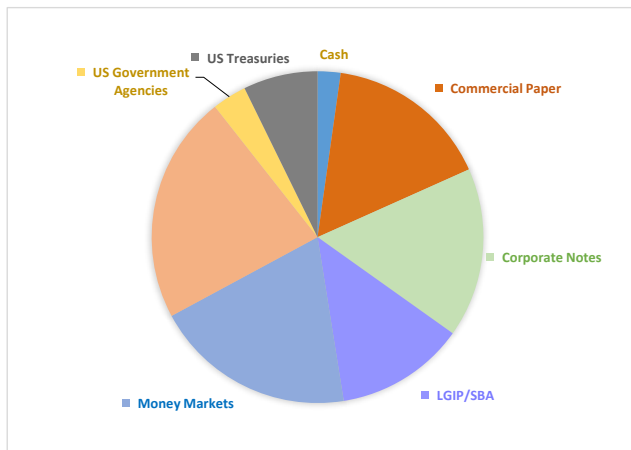
**Stanton II**

Issuer	Market Value	Percentage
Cash	125,000.00	0.23%
CD	3,644,226.41	6.61%
Commercial Paper	5,491,152.26	9.96%
Corporate Notes	7,038,125.14	12.76%
Money Markets	10,713,714.79	19.43%
Municipal Bonds	9,962,289.64	18.07%
US Government Agencies	8,187,102.53	14.85%
US Treasuries	7,296,511.19	13.23%
LGIP/SBA	2,685,889.58	4.87%
<b>Total</b>	<b>55,144,011.54</b>	<b>100.00%</b>



**Tri-City**

Issuer	Market Value	Percentage
Cash	125,000.00	2.24%
Commercial Paper	897,719.71	16.07%
Corporate Notes	924,141.45	16.54%
LGIP/SBA	705,594.27	12.63%
Money Markets	1,098,096.67	19.65%
Municipal Bonds	1,243,945.60	22.26%
US Government Agencies	187,359.57	3.35%
US Treasuries	405,446.75	7.26%
<b>Total</b>	<b>5,587,304.02</b>	<b>100.00%</b>



# Investment Report

May 1, 2020

CUSIP	ContNo	Issuer	Purchase Date	Maturity Date	Coupon	Yield to Maturity	Current Par	Market Value	(Premium)/Discount	Accrued Interest	Original Cost	Days To Maturity	Duration	Convexity
<b>Agency O&amp;M</b>														
0347M2H33	125038	CP: Anglesea Funding	04/29/2020	08/03/2020	0.000	0.651	500,000.00	499,274.50	866.67	0.00	0.9983	94	0.26	0.0019
23204HJE9	125037	CD: CUSTOMERS BANK	04/29/2020	07/30/2020	0.450	0.454	250,000.00	250,101.90	0.00	6.16	1.0000	90	0.25	0.0018
3132X0T84	123046	FAMCA	04/30/2018	04/19/2021	2.650	2.745	2,500,000.00	2,559,033.33	6,750.00	2,208.33	0.9973	353	0.96	0.0146
3135G04B6	125042	FNMA	04/30/2020	04/28/2023	0.625	0.625	1,000,000.00	1,008,165.40	0.00	34.72	1.0000	1,092	2.97	0.1047
3137EAEK1	121750	FHLMC	02/28/2018	11/17/2020	1.875	2.397	1,000,000.00	1,017,781.67	13,780.00	8,541.67	0.9862	200	0.54	0.0061
60680AGX0	125046	CP: Mitsubishi Intl	04/30/2020	07/31/2020	0.000	0.932	1,000,000.00	998,622.45	2,376.67	0.00	0.9976	91	0.25	0.0019
87270LBS1	124438	CD: TIAA FSB	10/16/2019	08/04/2021	2.750	1.847	245,000.00	254,326.18	(3,885.70)	1,605.92	1.0159	460	1.24	0.0228
89233GHJ8	125022	CP: Toyota Motor	04/20/2020	08/18/2020	0.000	1.487	1,000,000.00	998,216.90	4,933.33	0.00	0.9951	109	0.30	0.0024
N/A	123628	AGENCY SBA	05/10/2019	05/01/2020	0.840	0.840	2,540,271.89	2,540,271.89	0.00	2,969.24	1.0000	0	0.00	0.0000
VP4560000	124711	Wells Fargo	11/26/2019	05/01/2020	0.130	0.130	1,293,876.44	1,293,876.44	0.00	196.05	1.0000	0	0.00	0.0000
					<b>1.078</b>	<b>1.368</b>	<b>11,329,148.33</b>	<b>11,419,670.66</b>	<b>24,820.97</b>	<b>15,562.09</b>	<b>0.9978</b>	<b>226</b>	<b>0.61</b>	<b>0.0140</b>
<b>AGN Pool Summary</b>					<b>1.078</b>	<b>1.368</b>	<b>11,329,148.33</b>	<b>11,419,670.66</b>	<b>24,820.97</b>	<b>15,562.09</b>	<b>0.9978</b>	<b>226</b>	<b>0.61</b>	<b>0.0140</b>
<b>All Requirements Construction 2013A</b>														
24023GFS1	125027	CP: DCAT LLC	04/22/2020	06/26/2020	0.000	0.871	1,500,000.00	1,499,021.11	2,356.24	0.00	0.9984	56	0.15	0.0010
3773E2JG5	125035	CP: Glaxosmithkline	04/23/2020	09/16/2020	0.000	1.095	1,000,000.00	997,496.79	4,420.54	0.00	0.9956	138	0.38	0.0033
N/A	116079	Goldman Sachs M-Mkt	09/17/2013	05/01/2020	0.010	0.010	261,396.29	261,396.29	0.00	19.88	1.0000	0	0.00	0.0000
					<b>0.001</b>	<b>0.871</b>	<b>2,761,396.29</b>	<b>2,757,914.19</b>	<b>6,776.78</b>	<b>19.88</b>	<b>0.9975</b>	<b>80</b>	<b>0.22</b>	<b>0.0017</b>
<b>All Requirements Contingency</b>														
3130A0XD7	121859	FHLB	03/19/2018	03/12/2021	2.375	2.514	800,000.00	816,978.11	3,184.00	2,586.11	0.9960	315	0.86	0.0121
79642B3M3	120585	MUNI: SANWTR	06/20/2017	05/15/2023	5.000	1.390	270,000.00	300,876.00	(55,047.60)	6,225.00	1.2039	1,109	2.81	0.0988
VP4560000	124582	Wells Fargo	11/04/2019	05/01/2020	0.130	0.130	274,416.07	274,416.07	0.00	47.02	1.0000	0	0.00	0.0000
					<b>2.444</b>	<b>1.802</b>	<b>1,344,416.07</b>	<b>1,392,270.18</b>	<b>(51,863.60)</b>	<b>8,858.13</b>	<b>1.0386</b>	<b>410</b>	<b>1.07</b>	<b>0.0271</b>
<b>All Requirements General Reserve</b>														
254673MP8	121722	CD: Discover Bank	02/22/2018	02/22/2028	3.000	3.000	245,000.00	291,541.60	0.00	1,349.18	1.0000	2,853	7.07	0.5511
3135G0Q89	124746	FNMA	12/12/2019	10/07/2021	1.375	1.640	1,000,000.00	1,017,076.67	4,730.00	916.67	0.9953	524	1.42	0.0283
372348BZ4	122077	CD: GENOA	02/28/2018	02/28/2023	2.550	2.550	245,000.00	260,300.14	0.00	51.35	1.0000	1,033	2.73	0.0925
404280BA6	124984	CORP: HSBC	03/11/2020	05/25/2023	3.600	1.650	500,000.00	558,938.97	(30,310.00)	7,800.00	1.0606	1,119	2.90	0.1042
87270LBF9	121723	CD: TIAA FSB	02/23/2018	02/23/2023	2.500	2.500	245,000.00	260,982.39	0.00	1,124.32	1.0000	1,028	2.73	0.0918
949763NT9	122082	Wells Fargo	02/28/2018	02/28/2023	2.750	2.750	245,000.00	261,681.72	0.00	55.38	1.0000	1,033	2.73	0.0922
VP4560000	124710	Wells Fargo	11/25/2019	05/01/2020	0.130	0.130	1,099,764.81	1,099,764.81	0.00	176.46	1.0000	0	0.00	0.0000
					<b>1.666</b>	<b>1.468</b>	<b>3,579,764.81</b>	<b>3,750,286.30</b>	<b>(25,580.00)</b>	<b>11,473.36</b>	<b>1.0071</b>	<b>710</b>	<b>1.85</b>	<b>0.0791</b>

# Investment Report

May 1, 2020

<u>CUSIP</u>	<u>ContNo</u>	<u>Issuer</u>	<u>Purchase Date</u>	<u>Maturity Date</u>	<u>Coupon</u>	<u>Yield to Maturity</u>	<u>Current Par</u>	<u>Market Value</u>	<u>(Premium)/Discount</u>	<u>Accrued Interest</u>	<u>Original Cost</u>	<u>Days To Maturity</u>	<u>Duration</u>	<u>Convexity</u>
<b>All Requirements O&amp;M</b>														
02587DY85	124600	CORP: AMEX	10/01/2019	09/06/2022	2.400	2.000	247,000.00	260,554.61	(2,798.51)	909.50	1.0113	858	2.29	0.0668
05531FAU7	124232	CORP: BB&T	08/30/2019	06/29/2020	2.625	2.025	5,000,000.00	5,064,791.47	(24,500.00)	44,479.17	1.0049	59	0.16	0.0011
05971RGQ1	124573	BANCO SANTANDER	10/31/2019	07/24/2020	0.000	1.896	5,000,000.00	4,993,926.28	69,345.85	0.00	0.9861	84	0.23	0.0017
3130A0EN6	124747	FHLB	12/12/2019	12/10/2021	2.875	1.645	3,000,000.00	3,159,616.25	(72,108.00)	33,781.25	1.0240	588	1.57	0.0346
3130ACN83	121378	FHLB	10/30/2017	05/15/2020	1.700	1.703	1,000,000.00	1,008,103.89	0.00	7,838.89	1.0000	14	0.04	0.0002
3130AD4X7	121507	FHLB	12/29/2017	12/11/2020	2.000	2.050	1,000,000.00	1,016,579.56	1,430.00	7,759.56	0.9986	224	0.61	0.0072
3132X02W0	122210	FAMCA	06/29/2018	06/29/2021	2.750	2.750	2,000,000.00	2,072,918.89	0.00	18,638.89	1.0000	424	1.14	0.0200
3134GBZF2	120852	FHLMC	07/27/2017	07/27/2020	1.770	1.770	2,000,000.00	2,016,473.33	0.00	9,243.33	1.0000	87	0.24	0.0018
4042Q1AE7	124257	CORP: HSBC	09/12/2019	08/24/2020	4.875	2.101	3,000,000.00	3,072,125.69	(77,850.00)	27,218.75	1.0260	115	0.31	0.0026
419792KE5	124475	MUNI: HAWAII ST GO	10/28/2019	10/01/2021	1.934	1.673	2,000,000.00	2,016,193.33	(9,780.00)	3,223.33	1.0049	518	1.40	0.0276
4913137B2	121196	MUNI: KY STATE	10/19/2017	02/01/2022	5.000	0.952	530,000.00	571,891.20	(89,835.00)	6,625.00	1.1695	641	1.69	0.0394
53944VAK5	124231	CORP: LLOYDS BANK	08/30/2019	08/17/2020	2.700	1.945	5,000,000.00	5,065,959.55	(35,850.00)	27,750.00	1.0072	108	0.30	0.0024
8648136U9	124457	MUNI: SUFFOLKVA	10/17/2019	02/01/2023	1.937	1.859	1,000,000.00	1,024,462.50	(2,480.00)	4,842.50	1.0025	1,006	2.69	0.0885
912828B66	123230	US Treasury	02/21/2019	02/15/2024	2.750	2.554	1,480,000.00	1,624,935.30	(13,489.47)	8,497.80	1.0091	1,385	3.62	0.1551
949746RS2	124330	CORP: WELLS FARGO	09/27/2019	03/04/2021	2.500	2.020	2,000,000.00	2,047,478.44	(13,500.00)	7,916.67	1.0068	307	0.83	0.0117
N/A	123726	All Req. SBA	05/24/2019	05/01/2020	0.840	0.840	16,076,417.77	16,076,417.77	0.00	12,517.85	1.0000	0	0.00	0.0000
VP4560000	124611	Wells Fargo	11/21/2019	05/01/2020	0.130	0.130	13,490,870.72	13,490,870.72	0.00	1,183.23	1.0000	0	0.00	0.0000
					<b>1.504</b>	<b>1.295</b>	<b>63,824,288.49</b>	<b>64,583,298.78</b>	<b>(271,415.13)</b>	<b>222,425.72</b>	<b>1.0043</b>	<b>155</b>	<b>0.41</b>	<b>0.0097</b>
<b>All Requirements R&amp;R</b>														
196711PW9	124692	MUNI COLORADO ST COP	11/26/2019	09/01/2020	2.658	1.792	1,750,000.00	1,765,004.21	(11,305.00)	7,881.71	1.0065	123	0.34	0.0028
3130A3KM5	121512	FHLB	12/29/2017	12/09/2022	2.500	2.265	1,000,000.00	1,065,961.07	(10,920.00)	9,836.07	1.0109	952	2.52	0.0798
3133EAG77	121753	FFCB	03/05/2018	08/07/2034	3.150	3.280	1,500,000.00	1,809,877.50	24,645.00	11,025.00	0.9836	5,211	11.96	1.5182
3133EK2J4	124465	FFCB	10/25/2019	10/21/2021	1.690	1.700	700,000.00	715,128.88	140.00	328.61	0.9998	538	1.46	0.0296
3136G0FJ5	120128	FNMA	10/24/2013	10/30/2020	2.000	2.448	170,000.00	171,277.64	4,887.50	9.44	0.9713	182	0.50	0.0050
3136G3Y25	119307	FNMA	08/25/2016	08/25/2021	1.500	1.502	895,000.00	897,922.18	89.50	2,461.25	0.9999	481	1.31	0.0244
429754AQ7	121772	MUNI: HIGHPTE NC	03/07/2018	10/01/2033	3.740	3.793	890,000.00	963,488.78	5,473.50	2,773.83	0.9939	4,901	11.13	1.3144
46849LTE1	123945	CORP: JACKSON NTL	06/28/2019	02/01/2022	3.300	2.278	600,000.00	638,126.56	(15,306.00)	4,950.00	1.0255	641	1.71	0.0401
64985HZC4	121771	MUNI: NY ST ENV	03/06/2018	01/15/2028	3.061	3.524	105,000.00	114,501.76	4,024.65	946.36	0.9617	2,815	6.96	0.5319
64985HZF7	121770	MUNI: NY ST ENV	03/06/2018	01/15/2031	3.321	3.530	3,310,000.00	3,624,958.09	71,131.90	32,366.84	0.9785	3,911	9.24	0.9182
64985HZH3	121769	MUNI: NY ST ENV	03/06/2018	01/15/2033	3.421	3.620	1,980,000.00	2,121,476.83	45,045.00	19,944.43	0.9773	4,642	10.70	1.2167
880591DX7	121768	MUNI: TVA	03/05/2018	06/15/2035	4.650	3.317	1,100,000.00	1,530,910.33	(191,686.00)	19,323.33	1.1743	5,523	11.82	1.4911
89602NVL5	121773	MUNI: TRIBORO NY	03/06/2018	11/15/2032	5.450	3.800	2,000,000.00	2,448,921.11	(368,780.00)	50,261.11	1.1844	4,581	9.84	1.0387
902273WX5	121455	MUNI: TYLER	12/08/2017	02/15/2026	5.000	1.870	700,000.00	849,218.69	(165,564.00)	7,307.69	1.2365	2,116	5.15	0.3036
912833LJ7	120129	US Treasury	03/31/2014	08/15/2022	0.000	2.661	370,000.00	368,268.77	73,507.90	0.00	0.8013	836	2.29	0.0638
VP4560000	124585	Wells Fargo	11/04/2019	05/01/2020	0.130	0.130	3,404,203.37	3,404,203.37	0.00	251.47	1.0000	0	0.00	0.0000
					<b>2.838</b>	<b>2.502</b>	<b>20,474,203.37</b>	<b>22,489,245.77</b>	<b>(534,616.05)</b>	<b>169,667.14</b>	<b>1.0261</b>	<b>2,639</b>	<b>6.05</b>	<b>0.6377</b>

# Investment Report

May 1, 2020

<u>CUSIP</u>	<u>ContNo</u>	<u>Issuer</u>	<u>Purchase Date</u>	<u>Maturity Date</u>	<u>Coupon</u>	<u>Yield to Maturity</u>	<u>Current Par</u>	<u>Market Value</u>	<u>(Premium)/Discount</u>	<u>Accrued Interest</u>	<u>Original Cost</u>	<u>Days To Maturity</u>	<u>Duration</u>	<u>Convexity</u>
<b>All-Requirements Debt Service 2015B</b>														
36955DHX1	125010	CP: General Dynamics	04/14/2020	08/31/2020	0.000	2.064	1,600,000.00	1,596,691.37	12,479.11	0.00	0.9922	122	0.33	0.0028
3773E2JG5	125034	CP: Glaxosmithkline	04/23/2020	09/16/2020	0.000	1.095	1,000,000.00	997,496.79	4,420.56	0.00	0.9956	138	0.38	0.0033
59157TE66	124564	CP: Metlife	10/31/2019	05/06/2020	0.000	1.756	500,000.00	499,993.32	4,543.33	0.00	0.9909	5	0.01	0.0001
N/A	118434	Goldman Sachs M-Mkt	01/28/2016	05/01/2020	0.010	0.010	979,131.28	979,131.28	0.00	14.70	1.0000	0	0.00	0.0000
					<b>0.002</b>	<b>1.296</b>	<b>4,079,131.28</b>	<b>4,073,312.76</b>	<b>21,443.00</b>	<b>14.70</b>	<b>0.9947</b>	<b>82</b>	<b>0.23</b>	<b>0.0019</b>
<b>ARP 2018A Debt Service</b>														
N/A	122318	Goldman Sachs M-Mkt	07/26/2018	05/01/2020	0.010	0.010	180,738.77	180,738.77	0.00	0.53	1.0000	0	0.00	0.0000
					<b>0.010</b>	<b>0.010</b>	<b>180,738.77</b>	<b>180,738.77</b>	<b>0.00</b>	<b>0.53</b>	<b>1.0000</b>	<b>0</b>	<b>0.00</b>	<b>0.0000</b>
<b>ARP DS 2016A</b>														
2546R2J98	125013	CP: WALT DISNEY	04/15/2020	09/09/2020	0.000	1.763	5,000,000.00	4,988,380.86	35,729.20	0.00	0.9929	131	0.36	0.0031
40434PH33	125028	CORP: HSBC	04/22/2020	08/03/2020	0.000	0.953	4,000,000.00	3,994,195.99	10,872.24	0.00	0.9973	94	0.26	0.0019
62479LJW6	125011	CP: MUFG Bank	04/15/2020	09/30/2020	0.000	1.106	5,000,000.00	4,985,536.68	25,666.70	0.00	0.9949	152	0.42	0.0038
89233GWJ7	125014	CP: Toyota Motor	04/15/2020	09/30/2020	0.000	1.592	5,000,000.00	4,985,536.68	36,866.70	0.00	0.9926	152	0.42	0.0038
N/A	118861	Goldman Sachs M-Mkt	05/12/2016	05/01/2020	0.010	0.010	5,356,668.72	5,356,668.72	0.00	98.49	1.0000	0	0.00	0.0000
					<b>0.002</b>	<b>1.074</b>	<b>24,356,668.72</b>	<b>24,310,318.93</b>	<b>109,134.84</b>	<b>98.49</b>	<b>0.9955</b>	<b>105</b>	<b>0.29</b>	<b>0.0025</b>
<b>ARP DS 2017A</b>														
N/A	120615	Goldman Sachs M-Mkt	06/30/2017	05/01/2020	0.010	0.010	296,598.51	296,598.51	0.00	0.87	1.0000	0	0.00	0.0000
					<b>0.010</b>	<b>0.010</b>	<b>296,598.51</b>	<b>296,598.51</b>	<b>0.00</b>	<b>0.87</b>	<b>1.0000</b>	<b>0</b>	<b>0.00</b>	<b>0.0000</b>
<b>ARP DS 2017B</b>														
36955DHX1	125009	CP: General Dynamics	04/14/2020	08/31/2020	0.000	2.064	750,000.00	748,449.08	5,849.58	0.00	0.9922	122	0.33	0.0028
N/A	120616	Goldman Sachs M-Mkt	06/30/2017	05/01/2020	0.010	0.010	684,726.95	684,726.95	0.00	6.68	1.0000	0	0.00	0.0000
					<b>0.005</b>	<b>1.084</b>	<b>1,434,726.95</b>	<b>1,433,176.03</b>	<b>5,849.58</b>	<b>6.68</b>	<b>0.9959</b>	<b>64</b>	<b>0.17</b>	<b>0.0014</b>

# Investment Report

May 1, 2020

<u>CUSIP</u>	<u>ContNo</u>	<u>Issuer</u>	<u>Purchase Date</u>	<u>Maturity Date</u>	<u>Coupon</u>	<u>Yield to Maturity</u>	<u>Current Par</u>	<u>Market Value</u>	<u>(Premium)/Discount</u>	<u>Accrued Interest</u>	<u>Original Cost</u>	<u>Days To Maturity</u>	<u>Duration</u>	<u>Convexity</u>
<b>ARP GEN RESERVE RPA</b>														
00138CAD0	124256	CORP: AIG GLOBAL FDG	09/12/2019	07/02/2020	2.150	2.030	3,000,000.00	3,031,725.69	(2,823.35)	21,320.83	1.0009	62	0.17	0.0012
00927WEU9	125044	CP: AIRBUS GRP	04/30/2020	05/28/2020	0.000	1.151	1,000,000.00	999,777.40	894.44	0.00	0.9991	27	0.07	0.0004
05551LAE5	124996	CD: BBVA USA	03/31/2020	05/01/2020	1.000	1.019	250,000.00	250,000.00	0.00	212.33	1.0000	0	0.00	0.0000
05990CG24	125017	CP: BCI MIAMI	04/17/2020	07/02/2020	0.000	1.203	2,000,000.00	1,998,479.02	5,066.66	0.00	0.9975	62	0.17	0.0011
06063HMA8	124994	CD: BANK OF BARODA	03/31/2020	05/29/2020	1.050	1.018	250,000.00	250,402.74	0.00	222.95	1.0000	28	0.08	0.0004
3135G0D75	124974	FNMA	02/18/2020	06/22/2020	1.500	1.542	2,000,000.00	2,013,740.00	314.00	10,750.00	0.9998	52	0.14	0.0009
32022WBH8	125006	CD: FIRST FEDERAL BK	04/07/2020	06/05/2020	1.150	1.115	250,000.00	250,439.91	0.00	189.04	1.0000	35	0.10	0.0006
46625HHS2	124973	CORP: JP MORGAN	02/18/2020	07/22/2020	4.400	1.718	800,000.00	817,510.78	(9,152.00)	9,680.00	1.0114	82	0.22	0.0017
912796SR1	124971	US Treasury	02/14/2020	05/21/2020	0.000	1.567	2,000,000.00	1,998,288.89	8,271.94	0.00	0.9959	20	0.05	0.0003
VP4560000	124584	Wells Fargo	11/04/2019	05/01/2020	0.130	0.130	1,329,201.15	1,329,201.15	0.00	410.90	1.0000	0	0.00	0.0000
					<b>1.083</b>	<b>1.413</b>	<b>12,879,201.15</b>	<b>12,939,565.58</b>	<b>2,571.69</b>	<b>42,786.05</b>	<b>0.9998</b>	<b>44</b>	<b>0.12</b>	<b>0.0008</b>
<b>ARP-2019A DS</b>														
04821THM0	125016	CP: ATLANTIC ASSET	04/15/2020	08/21/2020	0.000	1.124	3,000,000.00	2,994,432.96	11,946.69	0.00	0.9960	112	0.31	0.0025
N/A	124837	Goldman Sachs M-Mkt	11/25/2019	05/01/2020	0.010	0.010	1,039,785.18	1,039,785.18	0.00	19.47	1.0000	0	0.00	0.0000
					<b>0.003</b>	<b>0.838</b>	<b>4,039,785.18</b>	<b>4,034,218.14</b>	<b>11,946.69</b>	<b>19.47</b>	<b>0.9970</b>	<b>83</b>	<b>0.23</b>	<b>0.0018</b>
<b>ARP-2019B DEBT SERVICE</b>														
33621LEL3	125033	CD: First Savings Bk	04/23/2020	07/23/2020	0.750	0.748	249,000.00	249,402.65	0.00	40.93	1.0000	83	0.23	0.0017
73317AAH5	125023	CD: Popular Bank	04/21/2020	07/21/2020	0.750	0.748	249,000.00	249,407.57	0.00	51.16	1.0000	81	0.22	0.0016
N/A	124838	Goldman Sachs M-Mkt	11/25/2019	05/01/2020	0.010	0.010	402,145.78	402,145.78	0.00	4.51	1.0000	0	0.00	0.0000
					<b>0.419</b>	<b>0.418</b>	<b>900,145.78</b>	<b>900,956.00</b>	<b>0.00</b>	<b>96.60</b>	<b>1.0000</b>	<b>45</b>	<b>0.12</b>	<b>0.0009</b>
<b>FMPA ALL REQ-SOLAR O&amp;M</b>														
VP4560000	125040	Wells Fargo	04/27/2020	05/01/2020	0.130	0.130	3,745,000.00	3,745,000.00	0.00	56.18	1.0000	0	0.00	0.0000
					<b>0.130</b>	<b>0.130</b>	<b>3,745,000.00</b>	<b>3,745,000.00</b>	<b>0.00</b>	<b>56.18</b>	<b>1.0000</b>	<b>0</b>	<b>0.00</b>	<b>0.0000</b>
<b>ARP Pool Summary</b>					<b>1.239</b>	<b>1.386</b>	<b>143,896,065.37</b>	<b>146,886,899.94</b>	<b>(725,752.20)</b>	<b>455,523.80</b>	<b>1.0050</b>	<b>494</b>	<b>1.18</b>	<b>0.0979</b>
<b>Bushnell Rate Stabilization Fund</b>														
912828XH8	124008	US Treasury	07/30/2019	06/30/2020	1.625	2.021	100,000.00	100,794.01	359.37	546.11	0.9964	60	0.16	0.0011
VP4560000	124580	Wells Fargo	11/04/2019	05/01/2020	0.130	0.130	102,123.69	102,123.69	0.00	17.49	1.0000	0	0.00	0.0000
					<b>0.870</b>	<b>1.066</b>	<b>202,123.69</b>	<b>202,917.70</b>	<b>359.37</b>	<b>563.60</b>	<b>0.9982</b>	<b>30</b>	<b>0.08</b>	<b>0.0005</b>
<b>BUSH Pool Summary</b>					<b>0.870</b>	<b>1.066</b>	<b>202,123.69</b>	<b>202,917.70</b>	<b>359.37</b>	<b>563.60</b>	<b>0.9982</b>	<b>30</b>	<b>0.08</b>	<b>0.0005</b>
<b>FMPA POOLED LN</b>														
VP4560000	124586	Wells Fargo	11/04/2019	05/01/2020	0.130	0.130	56,667.46	56,667.46	0.00	9.75	1.0000	0	0.00	0.0000
					<b>0.130</b>	<b>0.130</b>	<b>56,667.46</b>	<b>56,667.46</b>	<b>0.00</b>	<b>9.75</b>	<b>1.0000</b>	<b>0</b>	<b>0.00</b>	<b>0.0000</b>
<b>FMPA Pool Summary</b>					<b>0.130</b>	<b>0.130</b>	<b>56,667.46</b>	<b>56,667.46</b>	<b>0.00</b>	<b>9.75</b>	<b>1.0000</b>	<b>0</b>	<b>0.00</b>	<b>0.0000</b>

# Investment Report

May 1, 2020

<u>CUSIP</u>	<u>ContNo</u>	<u>Issuer</u>	<u>Purchase Date</u>	<u>Maturity Date</u>	<u>Coupon</u>	<u>Yield to Maturity</u>	<u>Current Par</u>	<u>Market Value</u>	<u>(Premium)/ Discount</u>	<u>Accrued Interest</u>	<u>Original Cost</u>	<u>Days To Maturity</u>	<u>Duration</u>	<u>Convexity</u>
<b>Kissimmee Rate Stabilization Fund</b>														
VP4560000	124581	Wells Fargo	11/04/2019	05/01/2020	0.130	0.130	970,042.08	970,042.08	0.00	235.83	1.0000	0	0.00	0.0000
					<b>0.130</b>	<b>0.130</b>	<b>970,042.08</b>	<b>970,042.08</b>	<b>0.00</b>	<b>235.83</b>	<b>1.0000</b>	<b>0</b>	<b>0.00</b>	<b>0.0000</b>
			<b>KUA Pool Summary</b>		<b>0.130</b>	<b>0.130</b>	<b>970,042.08</b>	<b>970,042.08</b>	<b>0.00</b>	<b>235.83</b>	<b>1.0000</b>	<b>0</b>	<b>0.00</b>	<b>0.0000</b>
<b>FMPA POOLED LOAN DEBT SERVICE</b>														
N/A	124748	Goldman Sachs M-Mkt	12/10/2019	05/01/2020	0.010	0.010	251.03	251.03	0.00	0.00	1.0000	0	0.00	0.0000
					<b>0.010</b>	<b>0.010</b>	<b>251.03</b>	<b>251.03</b>	<b>0.00</b>	<b>0.00</b>	<b>1.0000</b>	<b>0</b>	<b>0.00</b>	<b>0.0000</b>
<b>FMPA Pooled Loan Project Fund</b>														
N/A	124261	Goldman Sachs M-Mkt	09/11/2019	05/01/2020	0.010	0.010	13.25	13.25	0.00	0.00	1.0000	0	0.00	0.0000
					<b>0.010</b>	<b>0.010</b>	<b>13.25</b>	<b>13.25</b>	<b>0.00</b>	<b>0.00</b>	<b>1.0000</b>	<b>0</b>	<b>0.00</b>	<b>0.0000</b>
<b>POOLED LOANS REVENUE FUND</b>														
N/A	124756	Goldman Sachs M-Mkt	12/20/2019	05/01/2020	0.010	0.010	2.44	2.44	0.00	0.00	1.0000	0	0.00	0.0000
					<b>0.010</b>	<b>0.010</b>	<b>2.44</b>	<b>2.44</b>	<b>0.00</b>	<b>0.00</b>	<b>1.0000</b>	<b>0</b>	<b>0.00</b>	<b>0.0000</b>
			<b>POOL Pool Summary</b>		<b>0.010</b>	<b>0.010</b>	<b>266.72</b>	<b>266.72</b>	<b>0.00</b>	<b>0.00</b>	<b>1.0000</b>	<b>0</b>	<b>0.00</b>	<b>0.0000</b>
<b>St Lucie Contingency</b>														
3133ELXW9	125036	FFCB	04/29/2020	04/27/2022	0.300	0.305	1,000,000.00	1,000,856.61	100.00	33.33	0.9999	726	1.98	0.0499
975673CZ5	120716	MUNI: WIN SALEM	07/12/2017	06/01/2021	5.000	1.081	500,000.00	532,557.51	(74,385.00)	10,382.51	1.1488	396	1.05	0.0178
VP4560000	124587	Wells Fargo	11/04/2019	05/01/2020	0.130	0.130	771,308.04	771,308.04	0.00	280.65	1.0000	0	0.00	0.0000
					<b>1.277</b>	<b>0.416</b>	<b>2,271,308.04</b>	<b>2,304,722.16</b>	<b>(74,285.00)</b>	<b>10,696.49</b>	<b>1.0327</b>	<b>407</b>	<b>1.10</b>	<b>0.0259</b>
<b>St Lucie Debt Service 2010</b>														
63873JJJ0	125026	CP: NATIXIS NY	04/21/2020	09/18/2020	0.000	0.883	750,000.00	748,079.24	2,750.00	0.00	0.9963	140	0.38	0.0034
X9X9USDAC	123466	MORGAN STANLEY LIQ	03/05/2019	05/01/2020	0.010	0.010	498,434.98	498,434.98	0.00	7.27	1.0000	0	0.00	0.0000
					<b>0.004</b>	<b>0.535</b>	<b>1,248,434.98</b>	<b>1,246,514.22</b>	<b>2,750.00</b>	<b>7.27</b>	<b>0.9978</b>	<b>84</b>	<b>0.23</b>	<b>0.0020</b>
<b>St Lucie Debt Service 2011</b>														
0347M2HM1	125031	CP: Anglesea Funding	04/23/2020	08/21/2020	0.000	0.802	2,500,000.00	2,495,367.92	6,666.67	0.00	0.9973	112	0.31	0.0025
45685QJN0	125029	CP: ING Funding	04/22/2020	09/22/2020	0.000	0.843	5,000,000.00	4,986,674.97	17,850.00	0.00	0.9964	144	0.39	0.0035
63873JJJ0	125024	CP: NATIXIS NY	04/21/2020	09/18/2020	0.000	0.883	2,500,000.00	2,493,597.46	9,166.67	0.00	0.9963	140	0.38	0.0034
X9X9USDAC	123471	MORGAN STANLEY LIQ	03/05/2019	05/01/2020	0.010	0.010	2,173,000.23	2,173,000.23	0.00	65.78	1.0000	0	0.00	0.0000
					<b>0.002</b>	<b>0.694</b>	<b>12,173,000.23</b>	<b>12,148,640.58</b>	<b>33,683.34</b>	<b>65.78</b>	<b>0.9972</b>	<b>111</b>	<b>0.30</b>	<b>0.0026</b>
<b>St Lucie Debt Service 2012A</b>														
X9X9USDAC	123467	MORGAN STANLEY LIQ	03/05/2019	05/01/2020	0.010	0.010	250,933.65	250,933.65	0.00	0.73	1.0000	0	0.00	0.0000
					<b>0.010</b>	<b>0.010</b>	<b>250,933.65</b>	<b>250,933.65</b>	<b>0.00</b>	<b>0.73</b>	<b>1.0000</b>	<b>0</b>	<b>0.00</b>	<b>0.0000</b>



# Investment Report

May 1, 2020

<u>CUSIP</u>	<u>ContNo</u>	<u>Issuer</u>	<u>Purchase Date</u>	<u>Maturity Date</u>	<u>Coupon</u>	<u>Yield to Maturity</u>	<u>Current Par</u>	<u>Market Value</u>	<u>(Premium)/Discount</u>	<u>Accrued Interest</u>	<u>Original Cost</u>	<u>Days To Maturity</u>	<u>Duration</u>	<u>Convexity</u>
<b>St Lucie Debt Service 2013A</b>														
X9X9USDAC	123469	MORGAN STANLEY LIQ	03/05/2019	05/01/2020	0.010	0.010	772,530.12	772,530.12	0.00	5.73	1.0000	0	0.00	0.0000
					<b>0.010</b>	<b>0.010</b>	<b>772,530.12</b>	<b>772,530.12</b>	<b>0.00</b>	<b>5.73</b>	<b>1.0000</b>	<b>0</b>	<b>0.00</b>	<b>0.0000</b>
<b>St Lucie Debt Service Res. 2011AB</b>														
00850UJR6	124430	CP: AGRI BK CHINA	10/11/2019	09/25/2020	0.000	2.085	1,000,000.00	997,252.45	19,638.89	0.00	0.9804	147	0.40	0.0036
196479YA1	122215	MUNI: COLORADO HSG	07/02/2018	05/01/2021	2.424	2.814	235,000.00	237,820.00	2,481.60	2,848.20	0.9894	365	0.99	0.0158
19767CEE2	124707	CP: COLUMBIA	11/26/2019	05/14/2020	0.000	1.917	250,000.00	249,983.61	2,243.06	0.00	0.9910	13	0.04	0.0002
313378JP7	120567	FHLB	06/15/2017	09/10/2021	2.375	1.699	1,305,000.00	1,346,537.61	(35,874.45)	4,390.78	1.0275	497	1.34	0.0259
313378JP7	122203	FHLB	06/29/2018	09/10/2021	2.375	2.693	335,000.00	345,662.92	3,247.82	1,127.14	0.9903	497	1.34	0.0259
313378JP7	122204	FHLB	06/29/2018	09/10/2021	2.375	2.693	200,000.00	206,365.92	1,939.00	672.92	0.9903	497	1.34	0.0259
313378JP7	122205	FHLB	06/29/2018	09/10/2021	2.375	2.693	925,000.00	954,442.37	8,967.87	3,112.24	0.9903	497	1.34	0.0259
313378JP7	122206	FHLB	06/29/2018	09/10/2021	2.375	2.693	405,000.00	417,890.99	3,926.47	1,362.66	0.9903	497	1.34	0.0259
313378JP7	122207	FHLB	06/29/2018	09/10/2021	2.375	2.693	470,000.00	484,959.90	4,556.65	1,581.35	0.9903	497	1.34	0.0259
3137EAEC9	121670	FHLMC	02/14/2018	08/12/2021	1.125	2.381	1,400,000.00	1,419,563.25	58,618.00	3,456.25	0.9581	468	1.27	0.0234
660266GW1	121392	MUNI: N KANSAS	11/29/2017	03/01/2021	2.000	1.600	870,000.00	879,947.00	(10,979.40)	2,900.00	1.0126	304	0.83	0.0114
X9X9USDAC	123470	MORGAN STANLEY LIQ	03/05/2019	05/01/2020	0.010	0.010	192,056.72	192,056.72	0.00	1.66	1.0000	0	0.00	0.0000
					<b>1.652</b>	<b>2.169</b>	<b>7,587,056.72</b>	<b>7,732,482.74</b>	<b>58,765.51</b>	<b>21,453.20</b>	<b>0.9923</b>	<b>391</b>	<b>1.06</b>	<b>0.0190</b>
<b>St Lucie Debt Service Reserve 2012</b>														
3773E2JG5	125032	CP: Glaxosmithkline	04/23/2020	09/16/2020	0.000	1.095	1,500,000.00	1,496,245.19	6,630.83	0.00	0.9956	138	0.38	0.0033
68607DPH2	124271	Oregon State	09/17/2019	11/15/2020	2.549	2.050	980,000.00	999,192.05	(5,566.40)	11,518.65	1.0057	198	0.54	0.0061
89233GE10	124519	CP: Toyota Motor	10/31/2019	05/01/2020	0.000	1.806	400,000.00	400,000.00	3,639.67	0.00	0.9909	0	0.00	0.0000
X9X9USDAC	123468	MORGAN STANLEY LIQ	03/05/2019	05/01/2020	0.010	0.010	833,554.48	833,554.48	0.00	16.71	1.0000	0	0.00	0.0000
					<b>0.675</b>	<b>1.180</b>	<b>3,713,554.48</b>	<b>3,728,991.72</b>	<b>4,704.10</b>	<b>11,535.36</b>	<b>0.9987</b>	<b>108</b>	<b>0.29</b>	<b>0.0030</b>
<b>St Lucie Decommissioning</b>														
3133EHW58	124466	FFCB	10/25/2019	11/27/2020	1.900	1.620	2,175,000.00	2,213,697.97	(6,525.00)	17,677.92	1.0030	210	0.57	0.0066
3133X8L34	109995	FHLB	07/28/2010	09/09/2024	5.365	3.850	500,000.00	606,734.72	(81,857.15)	3,874.72	1.1637	1,592	3.97	0.1864
9128285G1	124468	US Treasury	10/25/2019	10/31/2020	2.875	1.599	2,000,000.00	2,027,230.25	(25,620.00)	156.25	1.0128	183	0.51	0.0051
912828B66	116602	US Treasury	02/28/2014	02/15/2024	2.750	2.640	400,000.00	439,171.70	(3,828.12)	2,296.70	1.0096	1,385	3.62	0.1551
912833LQ1	116678	US Treasury	03/31/2014	02/15/2024	0.000	2.876	2,115,000.00	2,087,445.78	519,380.55	0.00	0.7544	1,385	3.79	0.1625
X9X9USDAC	123464	MORGAN STANLEY LIQ	03/06/2019	05/01/2020	0.010	0.010	83,834,066.70	83,834,066.70	0.00	164.12	1.0000	0	0.00	0.0000
					<b>0.159</b>	<b>0.183</b>	<b>91,024,066.70</b>	<b>91,208,347.12</b>	<b>401,550.28</b>	<b>24,169.71</b>	<b>0.9956</b>	<b>56</b>	<b>0.15</b>	<b>0.0057</b>

# Investment Report

May 1, 2020

<u>CUSIP</u>	<u>ContNo</u>	<u>Issuer</u>	<u>Purchase Date</u>	<u>Maturity Date</u>	<u>Coupon</u>	<u>Yield to Maturity</u>	<u>Current Par</u>	<u>Market Value</u>	<u>(Premium)/Discount</u>	<u>Accrued Interest</u>	<u>Original Cost</u>	<u>Days To Maturity</u>	<u>Duration</u>	<u>Convexity</u>
<b>St Lucie General Reserve</b>														
041042VC3	124990	ARKANSAS ST	03/30/2020	06/15/2022	3.250	2.080	200,000.00	215,122.71	(5,022.00)	2,455.56	1.0251	775	2.05	0.0553
06406FAC7	122918	CORP: Bank of NY	12/21/2018	05/04/2026	2.800	3.670	2,000,000.00	2,310,910.69	111,512.24	27,533.33	0.9442	2,194	5.54	0.3471
3130AEWA4	122913	FHLB	12/20/2018	10/01/2020	2.625	2.688	5,000,000.00	5,053,937.50	5,550.00	10,937.50	0.9989	153	0.42	0.0038
3132X0L33	124992	FAMCA	03/30/2020	02/21/2023	2.770	0.783	500,000.00	536,667.18	(28,350.00)	2,693.06	1.0567	1,026	2.71	0.0911
31331J5T6	124253	FFCB	09/11/2019	12/21/2020	3.650	1.745	1,000,000.00	1,032,370.56	(23,949.00)	13,180.56	1.0239	234	0.63	0.0078
3133EHVV1	122914	Wells Fargo	12/20/2018	09/01/2026	2.400	2.991	2,000,000.00	2,178,390.00	80,720.00	8,000.00	0.9596	2,314	5.92	0.3909
3133EJ5P0	123117	FFCB	01/24/2019	01/18/2022	2.600	2.662	2,500,000.00	2,607,372.22	4,400.00	18,597.22	0.9982	627	1.68	0.0386
34074GDH4	124116	MUNI: FL HURRICANE	08/23/2019	07/01/2020	2.995	1.915	4,000,000.00	4,016,973.33	(36,440.00)	39,933.33	1.0091	61	0.17	0.0011
34160WZQC	124991	FL ST DEPT ENVRNMNTL	03/30/2020	07/01/2020	5.000	2.001	140,000.00	143,438.85	(1,047.20)	2,333.33	1.0075	61	0.17	0.0011
387883YY1	125021	MUNI Grant Cnty Util	04/20/2020	01/01/2023	1.544	1.001	1,050,000.00	1,087,558.24	(15,151.50)	1,621.20	1.0144	975	2.63	0.0849
404280BA6	124986	CORP: HSBC	03/11/2020	05/25/2023	3.600	1.650	1,000,000.00	1,117,878.12	(60,620.00)	15,600.00	1.0606	1,119	2.90	0.1042
46625HJC5	124977	CORP: JP MORGAN	02/18/2020	08/15/2021	4.350	1.681	1,000,000.00	1,062,892.24	(39,160.00)	9,183.33	1.0392	471	1.26	0.0239
46625HLW8	124875	CORP: JP MORGAN	01/31/2020	06/23/2020	2.750	1.863	2,000,000.00	2,027,505.82	(6,700.00)	19,708.33	1.0034	53	0.15	0.0010
492674PNO	124980	Muni: Kettering, OH	03/10/2020	12/01/2023	2.000	0.859	280,000.00	297,947.86	(11,691.56)	793.33	1.0418	1,309	3.47	0.1426
606822AU8	124983	CORP: Mitsubishi UFG	03/10/2020	03/02/2025	3.777	1.625	1,000,000.00	1,170,451.72	(102,520.00)	6,190.08	1.1025	1,766	4.48	0.2326
613741KM8	125018	MUNI: Montgomery	04/20/2020	06/01/2022	1.941	1.061	1,000,000.00	1,035,484.86	(18,350.00)	9,489.33	1.0184	761	2.03	0.0542
64972CZ63	124988	NYC HSG DEV CORP	03/25/2020	05/01/2023	3.121	2.500	500,000.00	542,794.53	(9,195.00)	7,802.50	1.0184	1,095	2.85	0.1008
74368CAK0	124981	CORP: PROTECTIVELIFE	03/10/2020	06/28/2021	3.397	1.000	1,000,000.00	1,048,912.92	(30,866.00)	11,606.42	1.0309	423	1.13	0.0200
92818NGL6	124604	MUNI: VA STATE	11/20/2019	11/01/2024	2.200	2.101	2,000,000.00	2,045,170.00	(9,260.00)	19,922.22	1.0046	1,645	4.28	0.2109
949746RS2	124324	CORP: WELLS FARGO	09/27/2019	03/04/2021	2.500	2.020	1,000,000.00	1,023,739.21	(6,750.00)	3,958.33	1.0068	307	0.83	0.0117
VP4560000	124588	Wells Fargo	11/04/2019	05/01/2020	0.130	0.130	297,828.35	297,828.35	0.00	311.02	1.0000	0	0.00	0.0000
					<b>2.770</b>	<b>2.153</b>	<b>29,467,828.35</b>	<b>30,853,346.91</b>	<b>(202,890.02)</b>	<b>231,849.98</b>	<b>1.0069</b>	<b>770</b>	<b>2.00</b>	<b>0.0920</b>
<b>ST LUCIE NUCLEAR FUEL STABILIZATION</b>														
05551LAE5	124995	CD: BBVA USA	03/31/2020	05/01/2020	1.000	1.019	250,000.00	250,000.00	0.00	212.33	1.0000	0	0.00	0.0000
06063HMA8	124993	CD: BANK OF BARODA	03/31/2020	05/29/2020	1.050	1.018	250,000.00	250,402.74	0.00	222.95	1.0000	28	0.08	0.0004
27873JKW4	125041	CP: EBURY FIN	04/30/2020	10/30/2020	0.000	0.773	1,000,000.00	996,201.44	3,914.17	0.00	0.9961	182	0.50	0.0049
32022WBH8	125003	CD: FIRST FEDERAL BK	04/07/2020	06/05/2020	1.150	1.115	250,000.00	250,439.91	0.00	189.04	1.0000	35	0.10	0.0006
VP4560000	124589	Wells Fargo	11/04/2019	05/01/2020	0.130	0.130	1,656,506.18	1,656,506.18	0.00	222.32	1.0000	0	0.00	0.0000
					<b>0.298</b>	<b>0.522</b>	<b>3,406,506.18</b>	<b>3,403,550.27</b>	<b>3,914.17</b>	<b>846.64</b>	<b>0.9989</b>	<b>58</b>	<b>0.16</b>	<b>0.0015</b>

# Investment Report

May 1, 2020

<u>CUSIP</u>	<u>ContNo</u>	<u>Issuer</u>	<u>Purchase Date</u>	<u>Maturity Date</u>	<u>Coupon</u>	<u>Yield to Maturity</u>	<u>Current Par</u>	<u>Market Value</u>	<u>(Premium)/Discount</u>	<u>Accrued Interest</u>	<u>Original Cost</u>	<u>Days To Maturity</u>	<u>Duration</u>	<u>Convexity</u>
<b>St Lucie O&amp;M</b>														
052397RQ1	124420	MUNI: AUSTIN TX	10/02/2019	09/01/2020	1.866	1.859	490,000.00	494,250.75	(34.30)	1,549.30	1.0001	123	0.34	0.0028
3130AFB63	122670	FHLB	10/22/2018	01/22/2021	2.950	2.998	1,000,000.00	1,025,257.50	1,060.00	8,112.50	0.9989	266	0.72	0.0094
377373AE5	122672	CORP: GLAXO SMITH	10/23/2018	05/14/2021	3.125	3.204	800,000.00	836,078.90	1,549.45	11,597.22	0.9981	378	1.01	0.0168
437076AW2	122671	CORP: HOME DEPOT	10/23/2018	04/01/2021	4.400	3.225	1,000,000.00	1,042,521.36	(27,320.00)	3,666.67	1.0273	335	0.91	0.0135
46625HHU7	122673	CORP: JP MORGAN	10/23/2018	10/15/2020	4.250	3.376	1,000,000.00	1,020,751.34	(16,580.00)	1,888.89	1.0166	167	0.46	0.0044
95000U2C6	125005	CORP: WELLS FARGO	03/25/2020	01/24/2024	3.750	1.738	1,000,000.00	1,138,492.77	(74,222.83)	10,104.17	1.0742	1,363	3.50	0.1473
N/A	123807	ST LUCIE SBA	06/10/2019	05/01/2020	0.840	0.840	1,518,091.21	1,518,091.21	0.00	1,337.67	1.0000	0	0.00	0.0000
VP4560000	124612	Wells Fargo	11/21/2019	05/01/2020	0.130	0.130	1,668,555.39	1,668,555.39	0.00	176.81	1.0000	0	0.00	0.0000
					<b>2.390</b>	<b>1.923</b>	<b>8,476,646.60</b>	<b>8,743,999.22</b>	<b>(115,547.68)</b>	<b>38,433.23</b>	<b>1.0136</b>	<b>294</b>	<b>0.77</b>	<b>0.0223</b>
<b>St Lucie R&amp;R</b>														
20775CMH4	121805	MUNI: CONN HFA	03/09/2018	05/15/2022	1.950	2.370	500,000.00	511,428.33	8,325.00	4,495.83	0.9834	744	1.99	0.0520
3130A3KM5	121508	FHLB	12/28/2017	12/09/2022	2.500	2.265	750,000.00	799,470.80	(8,190.00)	7,377.05	1.0109	952	2.52	0.0798
3130ABR65	120851	FHLB	07/27/2017	07/03/2020	1.650	1.570	250,000.00	251,655.83	(567.50)	1,352.08	1.0023	63	0.18	0.0012
3132X0AM3	121068	FAMCA	09/20/2017	06/03/2020	1.685	1.613	800,000.00	806,421.78	(1,511.20)	5,541.78	1.0019	33	0.09	0.0005
3132X0BG5	120819	FAMCA	07/25/2017	06/15/2020	1.750	1.585	600,000.00	604,695.67	(2,778.00)	3,966.67	1.0046	45	0.12	0.0008
89233GE10	124570	CP: Toyota Motor	10/31/2019	05/01/2020	0.000	1.806	800,000.00	800,000.00	7,279.34	0.00	0.9909	0	0.00	0.0000
VP4560000	124590	Wells Fargo	11/04/2019	05/01/2020	0.130	0.130	1,090,031.87	1,090,031.87	0.00	151.18	1.0000	0	0.00	0.0000
					<b>1.211</b>	<b>1.483</b>	<b>4,790,031.87</b>	<b>4,863,704.28</b>	<b>2,557.64</b>	<b>22,884.59</b>	<b>0.9995</b>	<b>241</b>	<b>0.64</b>	<b>0.0182</b>
<b>STL Pool Summary</b>					<b>0.855</b>	<b>0.824</b>	<b>165,181,897.92</b>	<b>167,257,762.99</b>	<b>115,202.34</b>	<b>361,948.71</b>	<b>0.9993</b>	<b>226</b>	<b>0.60</b>	<b>0.0228</b>
<b>Stanton Contingency</b>														
3133EK2J4	124464	FFCB	10/25/2019	10/21/2021	1.690	1.700	1,000,000.00	1,021,612.68	200.00	469.44	0.9998	538	1.46	0.0296
VP4560000	124591	Wells Fargo	11/04/2019	05/01/2020	0.130	0.130	77,302.18	77,302.18	0.00	12.16	1.0000	0	0.00	0.0000
					<b>1.578</b>	<b>1.588</b>	<b>1,077,302.18</b>	<b>1,098,914.86</b>	<b>200.00</b>	<b>481.60</b>	<b>0.9998</b>	<b>499</b>	<b>1.36</b>	<b>0.0275</b>
<b>Stanton General Reserve</b>														
06406HBY4	124445	CORP: Bank of NY	10/16/2019	09/23/2021	3.550	2.014	990,000.00	1,040,160.76	(28,731.71)	3,709.75	1.0290	510	1.37	0.0271
3130AH2Z5	124282	FHLB	09/20/2019	09/16/2020	1.750	1.863	1,000,000.00	1,005,817.50	1,099.99	2,187.50	0.9989	138	0.38	0.0033
313378JP7	124281	FHLB	09/20/2019	09/10/2021	2.375	1.767	1,000,000.00	1,031,829.58	(11,730.00)	3,364.58	1.0117	497	1.34	0.0259
3133EK2J4	124460	FFCB	10/21/2019	10/21/2021	1.690	1.767	1,000,000.00	1,021,612.68	1,500.00	469.44	0.9985	538	1.46	0.0296
3134G9AD9	124454	FHLMC	10/15/2019	04/28/2021	1.500	1.718	1,000,000.00	1,012,340.00	3,290.00	125.00	0.9967	362	0.99	0.0151
3135G04B6	125043	FNMA	04/30/2020	04/28/2023	0.625	0.625	500,000.00	504,082.70	0.00	17.36	1.0000	1,092	2.97	0.1047
8827237K9	124455	MUNI: TEXAS ST	10/16/2019	10/01/2021	2.315	1.610	2,000,000.00	2,037,148.33	(27,060.00)	3,858.33	1.0135	518	1.40	0.0277
9128285G1	124444	US Treasury	10/15/2019	10/31/2020	2.875	1.654	1,500,000.00	1,520,425.29	(18,429.70)	119.79	1.0123	183	0.51	0.0051
9128285G1	124704	US Treasury	11/26/2019	10/31/2020	2.875	1.631	1,200,000.00	1,216,340.23	(13,660.12)	95.83	1.0114	183	0.51	0.0051
VP4560000	124592	Wells Fargo	11/04/2019	05/01/2020	0.130	0.130	776,379.66	776,379.66	0.00	147.49	1.0000	0	0.00	0.0000
					<b>2.155</b>	<b>1.566</b>	<b>10,966,379.66</b>	<b>11,166,136.73</b>	<b>(93,721.54)</b>	<b>14,095.07</b>	<b>1.0085</b>	<b>375</b>	<b>1.02</b>	<b>0.0203</b>

# Investment Report

May 1, 2020

<u>CUSIP</u>	<u>ContNo</u>	<u>Issuer</u>	<u>Purchase Date</u>	<u>Maturity Date</u>	<u>Coupon</u>	<u>Yield to Maturity</u>	<u>Current Par</u>	<u>Market Value</u>	<u>(Premium)/Discount</u>	<u>Accrued Interest</u>	<u>Original Cost</u>	<u>Days To Maturity</u>	<u>Duration</u>	<u>Convexity</u>
<b>Stanton O&amp;M</b>														
05571BH30	124619	CP: BCPE	11/21/2019	08/03/2020	0.000	1.875	500,000.00	499,273.48	6,577.78	0.00	0.9868	94	0.26	0.0019
05990CKT0	124567	CP: BCI MIAMI	10/31/2019	10/27/2020	0.000	2.020	1,000,000.00	996,296.95	19,910.00	0.00	0.9801	179	0.49	0.0048
8225X2HX5	124617	CP: SHELL INTL FIN	11/21/2019	08/31/2020	0.000	1.733	500,000.00	498,951.72	6,745.00	0.00	0.9865	122	0.33	0.0028
912828YC8	124618	US Treasury	11/21/2019	08/31/2021	1.500	1.598	1,500,000.00	1,530,389.75	2,693.04	3,875.00	0.9982	487	1.32	0.0250
N/A	123725	STANTON SBA	05/24/2019	05/01/2020	0.840	0.840	2,567,076.62	2,567,076.62	0.00	2,289.40	1.0000	0	0.00	0.0000
VP4560000	124615	Wells Fargo	11/21/2019	05/01/2020	0.130	0.130	1,186,104.98	1,186,104.98	0.00	111.28	1.0000	0	0.00	0.0000
					<b>0.629</b>	<b>1.176</b>	<b>7,253,181.60</b>	<b>7,278,093.50</b>	<b>35,925.82</b>	<b>6,275.68</b>	<b>0.9950</b>	<b>140</b>	<b>0.38</b>	<b>0.0062</b>
<b>Stanton R&amp;R</b>														
05990CKT0	124568	CP: BCI MIAMI	10/31/2019	10/27/2020	0.000	2.020	385,000.00	383,574.33	7,665.35	0.00	0.9801	179	0.49	0.0048
46625HHU7	124448	CORP: JP MORGAN	10/16/2019	10/15/2020	4.250	1.981	1,500,000.00	1,531,127.02	(33,450.00)	2,833.33	1.0223	167	0.46	0.0044
534239EC8	124335	LINCOLN NE MUNI	09/30/2019	08/15/2022	3.000	1.696	1,000,000.00	1,051,863.33	(36,420.00)	6,083.33	1.0364	836	2.22	0.0632
9128285G1	124702	US Treasury	11/26/2019	10/31/2020	2.875	1.631	500,000.00	506,808.43	(5,691.73)	39.93	1.0114	183	0.51	0.0051
92818NGL6	124605	MUNI: VA STATE	11/20/2019	11/01/2024	2.200	2.101	115,000.00	117,597.28	(532.45)	1,131.47	1.0046	1,645	4.28	0.2109
VP4560000	124596	Wells Fargo	11/04/2019	05/01/2020	0.130	0.130	652,923.53	652,923.53	0.00	96.91	1.0000	0	0.00	0.0000
					<b>2.685</b>	<b>1.586</b>	<b>4,152,923.53</b>	<b>4,243,893.92</b>	<b>(68,428.83)</b>	<b>10,184.97</b>	<b>1.0165</b>	<b>346</b>	<b>0.92</b>	<b>0.0237</b>
<b>STN Pool Summary</b>					<b>1.750</b>	<b>1.450</b>	<b>23,449,786.97</b>	<b>23,787,039.01</b>	<b>(126,024.55)</b>	<b>31,037.32</b>	<b>1.0054</b>	<b>303</b>	<b>0.82</b>	<b>0.0168</b>
<b>STANTON II - 2017A D/S</b>														
X9X9USDAC	123460	MORGAN STANLEY LIQ	03/12/2019	05/01/2020	0.010	0.010	273,248.45	273,248.45	0.00	1.84	1.0000	0	0.00	0.0000
					<b>0.010</b>	<b>0.010</b>	<b>273,248.45</b>	<b>273,248.45</b>	<b>0.00</b>	<b>1.84</b>	<b>1.0000</b>	<b>0</b>	<b>0.00</b>	<b>0.0000</b>
<b>STANTON II 2017B D/S</b>														
0347M2HM1	125030	CP: Anglesea Funding	04/23/2020	08/21/2020	0.000	0.802	2,000,000.00	1,996,294.34	5,333.33	0.00	0.9973	112	0.31	0.0025
X9X9USDAC	123461	MORGAN STANLEY LIQ	03/12/2019	05/01/2020	0.010	0.010	937,175.94	937,175.94	0.00	17.31	1.0000	0	0.00	0.0000
					<b>0.003</b>	<b>0.549</b>	<b>2,937,175.94</b>	<b>2,933,470.28</b>	<b>5,333.33</b>	<b>17.31</b>	<b>0.9982</b>	<b>76</b>	<b>0.21</b>	<b>0.0017</b>
<b>Stanton II Contingency</b>														
3132X02W0	122213	FAMCA	06/29/2018	06/29/2021	2.750	2.750	200,000.00	207,291.89	0.00	1,848.61	1.0000	424	1.14	0.0200
VP4560000	124593	Wells Fargo	11/04/2019	05/01/2020	0.130	0.130	917,792.52	917,792.52	0.00	157.30	1.0000	0	0.00	0.0000
					<b>0.599</b>	<b>0.599</b>	<b>1,117,792.52</b>	<b>1,125,084.41</b>	<b>0.00</b>	<b>2,005.91</b>	<b>1.0000</b>	<b>76</b>	<b>0.20</b>	<b>0.0036</b>
<b>Stanton II Debt Service 2009A</b>														
X9X9USDAC	123457	MORGAN STANLEY LIQ	03/12/2019	05/01/2020	0.010	0.010	315,215.21	315,215.21	0.00	2.30	1.0000	0	0.00	0.0000
					<b>0.010</b>	<b>0.010</b>	<b>315,215.21</b>	<b>315,215.21</b>	<b>0.00</b>	<b>2.30</b>	<b>1.0000</b>	<b>0</b>	<b>0.00</b>	<b>0.0000</b>
<b>Stanton II Debt Service 2012</b>														
63873JJJ0	125025	CP: NATIXIS NY	04/21/2020	09/18/2020	0.000	0.883	2,000,000.00	1,994,877.97	7,333.33	0.00	0.9963	140	0.38	0.0034
X9X9USDAC	123459	MORGAN STANLEY LIQ	03/12/2019	05/01/2020	0.010	0.010	1,304,617.08	1,304,617.08	0.00	18.45	1.0000	0	0.00	0.0000
					<b>0.004</b>	<b>0.538</b>	<b>3,304,617.08</b>	<b>3,299,495.05</b>	<b>7,333.33</b>	<b>18.45</b>	<b>0.9978</b>	<b>85</b>	<b>0.23</b>	<b>0.0020</b>

# Investment Report

May 1, 2020

<u>CUSIP</u>	<u>ContNo</u>	<u>Issuer</u>	<u>Purchase Date</u>	<u>Maturity Date</u>	<u>Coupon</u>	<u>Yield to Maturity</u>	<u>Current Par</u>	<u>Market Value</u>	<u>(Premium)/Discount</u>	<u>Accrued Interest</u>	<u>Original Cost</u>	<u>Days To Maturity</u>	<u>Duration</u>	<u>Convexity</u>	
<b>Stanton II Debt Service Reserve 2012</b>															
31315PZS1	121338	FAMCA	11/15/2017	01/24/2023	2.130	2.140	300,000.00	314,776.25	153.00	1,721.75	0.9995	998	2.66	0.0873	
53944QE63	124559	CP: LMA AMERICAS	10/30/2019	05/06/2020	0.000	1.756	1,500,000.00	1,499,979.95	13,702.50	0.00	0.9909	5	0.01	0.0001	
9128285B2	124415	US Treasury	09/24/2019	09/30/2020	2.750	1.830	2,000,000.00	2,026,682.89	(17,841.42)	4,888.89	1.0089	152	0.42	0.0038	
94988J5N3	123212	Wells Fargo	02/11/2019	01/15/2021	2.600	2.900	500,000.00	512,524.39	2,800.00	3,827.78	0.9944	259	0.70	0.0091	
X9X9USDAC	123458	MORGAN STANLEY LIQ	03/12/2019	05/01/2020	0.010	0.010	205,097.50	205,097.50	0.00	1.76	1.0000	0	0.00	0.0000	
						<b>1.652</b>	<b>1.862</b>	<b>4,505,097.50</b>	<b>4,559,060.98</b>	<b>(1,185.92)</b>	<b>10,440.18</b>	<b>1.0003</b>	<b>164</b>	<b>0.44</b>	<b>0.0085</b>

# Investment Report

May 1, 2020

<u>CUSIP</u>	<u>ContNo</u>	<u>Issuer</u>	<u>Purchase Date</u>	<u>Maturity Date</u>	<u>Coupon</u>	<u>Yield to Maturity</u>	<u>Current Par</u>	<u>Market Value</u>	<u>(Premium)/Discount</u>	<u>Accrued Interest</u>	<u>Original Cost</u>	<u>Days To Maturity</u>	<u>Duration</u>	<u>Convexity</u>
<b>Stanton II General Reserve</b>														
02007GKL6	123888	CD: ALLY BK	06/27/2019	06/27/2022	2.250	2.250	249,000.00	261,501.55	0.00	1,934.01	1.0000	787	2.10	0.0574
02587DS66	124131	CD: American Express	08/28/2019	05/24/2022	2.400	1.949	245,000.00	258,327.08	(2,920.40)	2,561.42	1.0119	753	2.00	0.0530
035771W67	123871	MUNI: CITY ANNAPOLIS	06/25/2019	08/01/2026	2.901	2.482	360,000.00	387,276.30	(9,756.00)	2,610.90	1.0271	2,283	5.77	0.3720
05567LT31	123967	CORP: BNP PARIBAS	07/15/2019	01/15/2021	5.000	2.314	2,000,000.00	2,098,070.10	(78,760.00)	29,444.44	1.0394	259	0.70	0.0092
06740KKU0	123869	CD: BARCLAYS	06/25/2019	09/21/2020	1.950	2.195	200,000.00	201,221.08	618.00	438.08	0.9969	143	0.39	0.0035
14042RMC2	123874	CD: CAPITAL 1 NA	06/26/2019	06/26/2023	2.250	2.250	249,000.00	265,604.15	0.00	1,949.36	1.0000	1,151	3.04	0.1122
14042TAX5	123873	CD: CAPITAL 1 NA	06/26/2019	06/26/2023	2.250	2.250	249,000.00	265,604.15	0.00	1,949.36	1.0000	1,151	3.04	0.1122
15118RRP4	124230	CD: CELTIC BANK	08/30/2019	08/30/2027	2.000	2.000	250,000.00	275,443.14	0.00	13.70	1.0000	2,677	6.85	0.5182
17312QM97	124132	CD: Citibank	08/28/2019	06/15/2022	3.100	1.949	245,000.00	262,530.67	(7,634.20)	2,871.53	1.0312	775	2.05	0.0554
17325FAE8	124874	Corp: Citibank	01/31/2020	06/12/2020	2.100	1.735	1,500,000.00	1,515,747.42	(1,980.00)	12,250.00	1.0013	42	0.11	0.0007
254673ZL3	124129	CD: Discover Bank	08/28/2019	06/26/2026	2.650	2.200	250,000.00	283,485.63	(7,092.50)	2,305.14	1.0284	2,247	5.70	0.3656
3130AABG2	120330	FHLB	04/27/2017	11/29/2021	1.875	1.867	500,000.00	516,775.83	(178.00)	3,958.33	1.0004	577	1.55	0.0336
3130AH2Z5	124283	FHLB	09/20/2019	09/16/2020	1.750	1.863	1,000,000.00	1,005,817.50	1,099.99	2,187.50	0.9989	138	0.38	0.0033
3133EJCE7	121937	FFCB	04/19/2018	02/12/2021	2.350	2.610	250,000.00	254,770.49	1,757.50	1,289.24	0.9930	287	0.78	0.0105
3137EAEC9	120336	FHLMC	04/27/2017	08/12/2021	1.125	1.845	500,000.00	506,986.88	14,800.00	1,234.38	0.9704	468	1.27	0.0234
3137EAEL9	122322	FHLMC	07/30/2018	02/16/2021	2.375	2.815	750,000.00	766,693.44	8,062.50	3,611.98	0.9893	291	0.79	0.0107
38149MBW2	123875	CD: GOLDMAN SACHS	06/26/2019	06/26/2023	2.350	2.350	249,000.00	266,470.35	0.00	2,036.00	1.0000	1,151	3.04	0.1120
404280BA6	124985	CORP: HSBC	03/11/2020	05/25/2023	3.600	1.650	1,000,000.00	1,117,878.12	(60,620.00)	15,600.00	1.0606	1,119	2.90	0.1042
438670Q79	124456	MUNI: CTY HONOLULU	10/16/2019	11/01/2022	2.512	1.721	750,000.00	773,932.50	(17,325.00)	9,524.67	1.0231	914	2.41	0.0738
4423315T7	124242	MUNI: HOUSTON	09/10/2019	03/01/2024	1.950	1.845	500,000.00	507,793.67	(2,255.00)	1,616.17	1.0045	1,400	3.71	0.1600
44329MAH6	124227	CD: HSBC Bank	08/29/2019	08/28/2023	2.000	2.000	250,000.00	252,119.26	0.00	863.01	1.0000	1,214	3.23	0.1235
45506DWT8	123872	MUNI: INDIANA STATE	06/25/2019	07/01/2027	2.816	2.532	950,000.00	978,458.83	(19,475.00)	8,917.33	1.0205	2,617	6.54	0.4709
459200HP9	123963	CORP: IBM	07/15/2019	08/01/2023	3.375	2.423	500,000.00	554,577.41	(18,235.00)	4,218.75	1.0365	1,187	3.09	0.1166
48128H6D5	124229	CD: JPM Chase Bank	08/30/2019	08/31/2024	2.100	2.100	250,000.00	267,929.93	0.00	884.51	1.0000	1,583	4.17	0.2008
61760AV55	124127	CD: MORGAN	08/28/2019	08/22/2024	2.000	2.000	250,000.00	266,880.31	0.00	945.21	1.0000	1,574	4.14	0.1985
64966MEB1	124124	MUNI: NYC	08/28/2019	08/01/2027	2.520	2.128	300,000.00	302,265.00	(8,526.00)	1,890.00	1.0284	2,648	6.68	0.4895
64966MGL7	123854	MUNI: NYC Trans Fin	06/21/2019	12/01/2024	2.900	2.355	2,875,000.00	3,058,250.91	(79,522.50)	35,202.78	1.0277	1,675	4.30	0.2134
64990AKS3	124122	MUNI: NYSHGR	08/28/2019	03/15/2022	2.950	1.872	160,000.00	162,778.83	(4,227.20)	602.83	1.0264	683	1.83	0.0442
67869TAD7	123970	MUNI: OKL CNTY SD	07/15/2019	06/01/2024	2.650	2.260	1,000,000.00	1,060,688.89	(17,870.00)	24,659.72	1.0179	1,492	3.83	0.1729
68607VT54	123966	MUNI: OREGON LOTTERY	07/15/2019	04/01/2025	2.946	2.270	1,000,000.00	1,053,775.00	(35,860.00)	2,455.00	1.0359	1,796	4.62	0.2436
73474TAR1	123965	MUNI: PORT OF MORROW	07/15/2019	09/01/2025	2.302	2.423	500,000.00	519,595.31	3,435.00	1,950.31	0.9931	1,949	5.05	0.2876
73723RH6	124121	MUNI: CITY OF PORTS	08/28/2019	02/01/2027	2.000	1.967	500,000.00	515,695.03	(1,140.00)	2,472.53	1.0023	2,467	6.35	0.4439
7954503Q6	123877	CD: SALLIE MAE	06/26/2019	06/27/2022	2.250	2.248	249,000.00	257,096.76	0.00	1,934.01	1.0000	787	2.10	0.0571

# Investment Report

May 1, 2020

<u>CUSIP</u>	<u>ContNo</u>	<u>Issuer</u>	<u>Purchase Date</u>	<u>Maturity Date</u>	<u>Coupon</u>	<u>Yield to Maturity</u>	<u>Current Par</u>	<u>Market Value</u>	<u>(Premium)/Discount</u>	<u>Accrued Interest</u>	<u>Original Cost</u>	<u>Days To Maturity</u>	<u>Duration</u>	<u>Convexity</u>
<b>Stanton II General Reserve (Continued)</b>														
88213AGC3	124126	MUNI: TEXAS A&M UNIV	08/28/2019	05/15/2027	2.508	2.058	100,000.00	105,912.54	(3,175.00)	1,157.54	1.0318	2,570	6.47	0.4630
88213AHL2	123968	MUNI: TEXAS A&M UNIV	07/15/2019	05/15/2024	2.884	2.215	500,000.00	535,866.83	(15,195.00)	6,729.33	1.0304	1,475	3.80	0.1703
9128285G1	124696	US Treasury	11/26/2019	10/31/2020	2.875	1.631	500,000.00	506,808.43	(5,691.73)	39.93	1.0114	183	0.51	0.0051
912828PC8	122320	US Treasury	07/30/2018	11/15/2020	2.625	2.732	1,000,000.00	1,025,414.88	2,382.81	12,115.38	0.9976	198	0.54	0.0062
912828QN3	111818	US Treasury	05/20/2011	05/15/2021	3.125	3.208	500,000.00	522,534.79	3,515.60	7,211.54	0.9930	379	1.02	0.0169
912828W89	121938	US Treasury	04/19/2018	03/31/2022	1.875	2.624	1,050,000.00	1,085,160.76	29,326.17	1,711.96	0.9721	699	1.89	0.0467
94974BFR6	124975	CORP: WELLS FARGO	02/18/2020	01/22/2021	3.000	1.671	1,200,000.00	1,234,804.47	(14,616.00)	9,900.00	1.0122	266	0.72	0.0095
949763RK4	124130	CD: WELLS FARGO	08/28/2019	06/14/2022	3.100	1.949	245,000.00	260,012.35	(7,663.60)	353.74	1.0313	774	2.05	0.0554
VP4560000	124594	Wells Fargo	11/04/2019	05/01/2020	0.130	0.130	1,833,586.78	1,833,586.78	0.00	280.61	1.0000	0	0.00	0.0000
					<b>2.558</b>	<b>2.046</b>	<b>27,008,586.78</b>	<b>28,152,143.35</b>	<b>(354,720.56)</b>	<b>225,882.23</b>	<b>1.0131</b>	<b>957</b>	<b>2.48</b>	<b>0.1187</b>
<b>Stanton II O&amp;M</b>														
3130AD4X7	121509	FHLB	12/29/2017	12/11/2020	2.000	2.050	500,000.00	508,289.78	715.00	3,879.78	0.9986	224	0.61	0.0072
3130AD4X7	121510	FHLB	12/29/2017	12/11/2020	2.000	2.050	500,000.00	508,289.78	715.00	3,879.78	0.9986	224	0.61	0.0072
3130AH5P4	124323	FHLB	09/27/2019	09/24/2020	1.875	1.797	1,000,000.00	1,006,262.08	(760.00)	1,927.08	1.0008	146	0.40	0.0036
3132X02W0	122214	Great Pacific	06/29/2018	06/29/2021	2.750	2.750	2,500,000.00	2,591,148.61	0.00	23,107.64	1.0000	424	1.14	0.0200
9128282F6	124029	US Treasury	07/25/2019	08/31/2021	1.125	1.314	1,500,000.00	1,521,739.32	5,859.37	2,843.07	0.9961	487	1.33	0.0250
N/A	123724	STANTON II SBA	05/24/2019	05/01/2020	0.840	0.840	2,685,889.58	2,685,889.58	0.00	2,488.67	1.0000	0	0.00	0.0000
VP4560000	124613	Wells Fargo	11/21/2019	05/01/2020	0.130	0.130	2,907,642.01	2,907,642.01	0.00	149.96	1.0000	0	0.00	0.0000
					<b>1.300</b>	<b>1.322</b>	<b>11,593,531.59</b>	<b>11,729,261.16</b>	<b>6,529.37</b>	<b>38,275.98</b>	<b>0.9994</b>	<b>186</b>	<b>0.50</b>	<b>0.0085</b>
<b>Stanton II R&amp;R</b>														
3130AF5B9	124461	Wells Fargo	10/15/2019	10/12/2021	3.000	1.589	550,000.00	572,623.33	(15,154.60)	825.00	1.0276	529	1.43	0.0288
46625HRT9	123892	JP MORGAN SEC	06/27/2019	06/07/2021	2.400	2.250	500,000.00	517,047.62	(1,415.00)	4,800.00	1.0028	402	1.08	0.0184
9128285G1	124694	US Treasury	11/26/2019	10/31/2020	2.875	1.631	600,000.00	608,170.12	(6,830.06)	47.92	1.0114	183	0.51	0.0051
VP4560000	124595	Wells Fargo	11/04/2019	05/01/2020	0.130	0.130	934,191.58	934,191.58	0.00	178.07	1.0000	0	0.00	0.0000
					<b>1.817</b>	<b>1.199</b>	<b>2,584,191.58</b>	<b>2,632,032.65</b>	<b>(23,399.66)</b>	<b>5,850.99</b>	<b>1.0091</b>	<b>233</b>	<b>0.63</b>	<b>0.0109</b>
<b>STN2 Pool Summary</b>					<b>1.808</b>	<b>1.606</b>	<b>53,639,456.65</b>	<b>55,019,011.54</b>	<b>(360,110.11)</b>	<b>282,495.19</b>	<b>1.0067</b>	<b>558</b>	<b>1.45</b>	<b>0.0631</b>
<b>Tri City Contingency</b>														
419792KE5	124474	MUNI: HAWAII ST GO	10/28/2019	10/01/2021	1.934	1.673	500,000.00	504,048.33	(2,445.00)	805.83	1.0049	518	1.40	0.0276
44244CTD9	124473	MUNI HOUSTON UTILITY	10/28/2019	11/15/2020	2.810	1.745	300,000.00	306,226.00	(3,222.00)	3,934.00	1.0107	198	0.54	0.0061
914745FV1	124577	Muni Univ of Alabama	11/06/2019	10/01/2021	4.000	1.711	205,000.00	214,259.51	(8,747.35)	683.33	1.0427	518	1.39	0.0276
VP4560000	124597	Wells Fargo	11/04/2019	05/01/2020	0.130	0.130	94,884.64	94,884.64	0.00	16.21	1.0000	0	0.00	0.0000
					<b>2.402</b>	<b>1.567</b>	<b>1,099,884.64</b>	<b>1,119,418.48</b>	<b>(14,414.35)</b>	<b>5,439.37</b>	<b>1.0131</b>	<b>386</b>	<b>1.04</b>	<b>0.0194</b>

# Investment Report

May 1, 2020

<u>CUSIP</u>	<u>ContNo</u>	<u>Issuer</u>	<u>Purchase Date</u>	<u>Maturity Date</u>	<u>Coupon</u>	<u>Yield to Maturity</u>	<u>Current Par</u>	<u>Market Value</u>	<u>(Premium)/Discount</u>	<u>Accrued Interest</u>	<u>Original Cost</u>	<u>Days To Maturity</u>	<u>Duration</u>	<u>Convexity</u>
<b>Tri City General Reserve</b>														
31677QBG3	124442	CORP: Fifth Third	10/16/2019	06/14/2021	2.250	2.055	500,000.00	515,840.91	(1,576.22)	4,218.75	1.0032	409	1.10	0.0189
9128285G1	124700	US Treasury	11/26/2019	10/31/2020	2.875	1.631	100,000.00	101,361.69	(1,138.35)	7.99	1.0114	183	0.51	0.0051
VP4560000	124598	Wells Fargo	11/04/2019	05/01/2020	0.130	0.130	54,672.55	54,672.55	0.00	9.12	1.0000	0	0.00	0.0000
					<b>2.168</b>	<b>1.830</b>	<b>654,672.55</b>	<b>671,875.15</b>	<b>(2,714.57)</b>	<b>4,235.86</b>	<b>1.0041</b>	<b>340</b>	<b>0.92</b>	<b>0.0152</b>
<b>Tri City O&amp;M</b>														
00850UKN3	124470	CP: AGRI BK CHINA	10/25/2019	10/22/2020	0.000	2.096	600,000.00	597,876.20	12,281.50	0.00	0.9795	174	0.48	0.0046
N/A	123486	TRI CITY SBA	04/18/2019	05/01/2020	0.840	0.840	705,594.27	705,594.27	0.00	560.93	1.0000	0	0.00	0.0000
VP4560000	124614	Wells Fargo	11/21/2019	05/01/2020	0.130	0.130	661,282.97	661,282.97	0.00	48.24	1.0000	0	0.00	0.0000
					<b>0.345</b>	<b>0.984</b>	<b>1,966,877.24</b>	<b>1,964,753.44</b>	<b>12,281.50</b>	<b>609.17</b>	<b>0.9938</b>	<b>53</b>	<b>0.15</b>	<b>0.0014</b>
<b>Tri City R&amp;R</b>														
196707B85	124471	MUNI COLORADO ST BRD	10/25/2019	03/01/2021	3.172	1.770	215,000.00	219,411.76	(3,994.70)	1,155.58	1.0186	304	0.82	0.0115
31422BNE6	124463	FAMCA	10/25/2019	10/21/2021	1.600	1.631	185,000.00	187,359.57	112.66	82.22	0.9994	538	1.46	0.0295
46625HHU7	124441	OPPENHEIMER	10/16/2019	10/15/2020	4.250	1.981	400,000.00	408,300.54	(8,920.00)	755.56	1.0223	167	0.46	0.0044
53944QFJ4	124608	CP: LMA Americas	11/21/2019	06/18/2020	0.000	1.850	300,000.00	299,843.51	3,202.50	0.00	0.9893	48	0.13	0.0008
9128285G1	124698	US Treasury	11/26/2019	10/31/2020	2.875	1.631	300,000.00	304,085.06	(3,415.03)	23.96	1.0114	183	0.51	0.0051
VP4560000	124578	Wells Fargo	11/04/2019	05/01/2020	0.130	0.130	287,256.51	287,256.51	0.00	46.67	1.0000	0	0.00	0.0000
					<b>2.120</b>	<b>1.515</b>	<b>1,687,256.51</b>	<b>1,706,256.95</b>	<b>(13,014.57)</b>	<b>2,063.99</b>	<b>1.0077</b>	<b>178</b>	<b>0.49</b>	<b>0.0068</b>
<b>TRI Pool Summary</b>					<b>1.538</b>	<b>1.371</b>	<b>5,408,690.94</b>	<b>5,462,304.02</b>	<b>(17,861.99)</b>	<b>12,348.39</b>	<b>1.0033</b>	<b>195</b>	<b>0.53</b>	<b>0.0084</b>
<b>Open Investments</b>					<b>1.184</b>	<b>1.185</b>	<b>404,134,146.13</b>	<b>411,062,582.12</b>	<b>(1,089,366.17)</b>	<b>1,159,724.68</b>	<b>1.0027</b>	<b>369</b>	<b>0.93</b>	<b>0.0540</b>