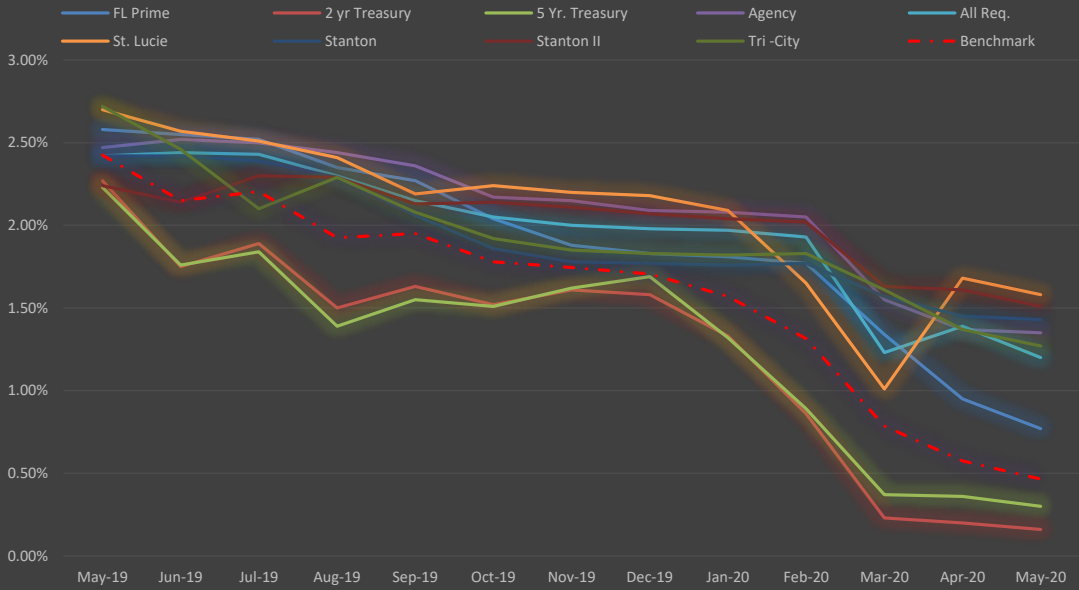
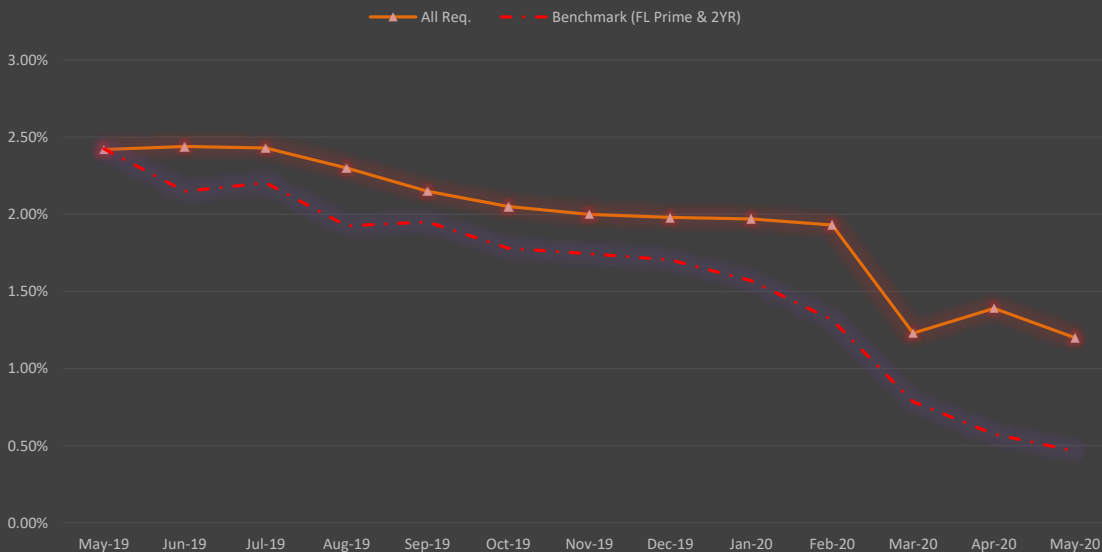


FMPA BOD Projects Total Weighted Average Yield vs. Florida Prime and 2 YR & 5YR Treasury (MAY 2019 - MAY 2020)



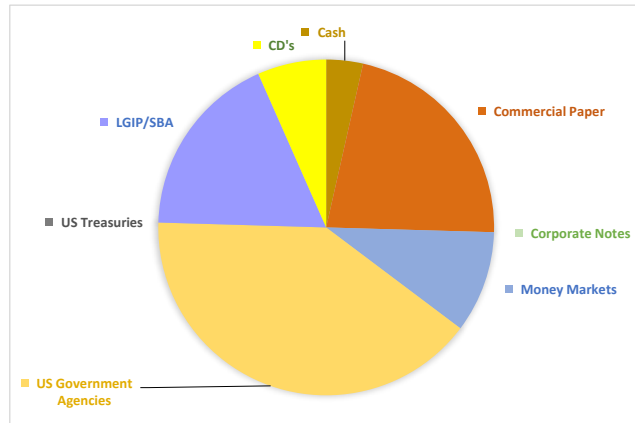
Month	FL Prime	2 yr Treasury	5 Yr. Treasury	Agency	All Req.	St. Lucie	Stanton	Stanton II	Tri-City
5/31/2019	2.58%	2.27%	2.23%	2.47%	2.42%	2.70%	2.42%	2.24%	2.72%
6/30/2019	2.55%	1.75%	1.76%	2.52%	2.44%	2.57%	2.42%	2.14%	2.46%
7/31/2019	2.52%	1.89%	1.84%	2.50%	2.43%	2.51%	2.39%	2.30%	2.10%
8/31/2019	2.35%	1.50%	1.39%	2.44%	2.30%	2.41%	2.29%	2.29%	2.29%
9/30/2019	2.27%	1.63%	1.55%	2.36%	2.15%	2.19%	2.06%	2.13%	2.08%
10/31/2019	2.04%	1.52%	1.51%	2.17%	2.05%	2.24%	1.86%	2.14%	1.92%
11/30/2019	1.88%	1.61%	1.62%	2.15%	2.00%	2.20%	1.78%	2.11%	1.85%
12/31/2019	1.83%	1.58%	1.69%	2.09%	1.98%	2.18%	1.77%	2.07%	1.83%
1/31/2020	1.81%	1.33%	1.32%	2.08%	1.97%	2.09%	1.76%	2.04%	1.82%
2/29/2020	1.77%	0.86%	0.89%	2.05%	1.93%	1.65%	1.77%	2.02%	1.83%
3/31/2020	1.34%	0.23%	0.37%	1.55%	1.23%	1.01%	1.57%	1.63%	1.61%
4/30/2020	0.95%	0.20%	0.36%	1.37%	1.39%	1.68%	1.45%	1.61%	1.37%
5/31/2020	0.77%	0.16%	0.30%	1.35%	1.20%	1.58%	1.43%	1.51%	1.27%

FMPA All-Requirements Total Weighted Average Yield vs. Florida Prime and 2 Year Treasury (MAY 2019- MAY 2020)

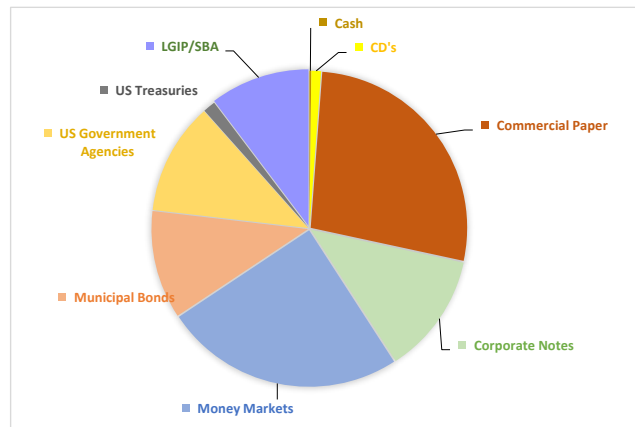


Investment Diversification by Type
May 31, 2020

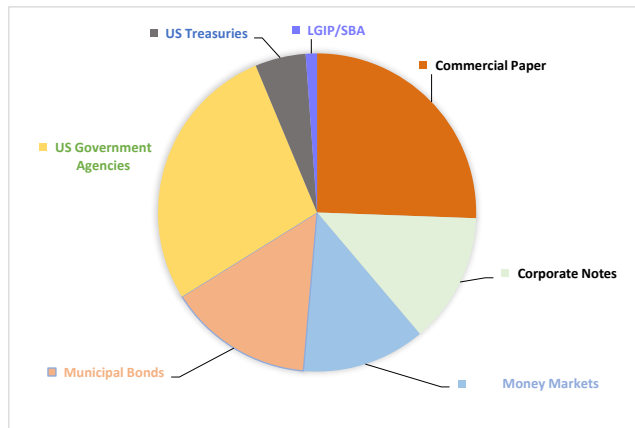
Agency Issuer	Market Value	Percentage
Cash	403,138.80	3.54%
Commercial Paper	2,498,664.55	21.92%
Corporate Notes	0.00	0.00%
Money Markets	1,117,603.88	9.80%
US Government Agencies	4,582,838.34	40.20%
US Treasuries	0.00	0.00%
LGIP/SBA	2,041,809.46	17.91%
CD's	754,850.74	6.62%
TOTAL	11,398,905.77	100.00%



All-Requirements Issuer	Market Value	Percentage
Cash	285,394.82	0.18%
CD's	1,564,760.03	1.00%
Commercial Paper	42,488,342.88	27.20%
Corporate Notes	19,483,348.96	12.47%
Money Markets	38,733,042.54	24.80%
Municipal Bonds	17,468,510.25	11.18%
US Government Agencies	18,079,188.45	11.58%
US Treasuries	1,997,567.72	1.28%
LGIP/SBA	16,086,951.05	10.30%
TOTAL	156,187,106.70	100.00%



* St. Lucie Issuer	Market Value	Percentage
Cash	125,000.00	0.14%
Commercial Paper	22,657,515.49	25.54%
Corporate Notes	11,729,596.48	13.22%
Money Markets	11,124,497.72	12.54%
Municipal Bonds	13,072,495.42	14.74%
US Government Agencies	24,421,461.51	27.53%
US Treasuries	4,560,069.94	5.14%
LGIP/SBA	1,018,980.18	1.15%
Total	88,709,616.74	100.00%

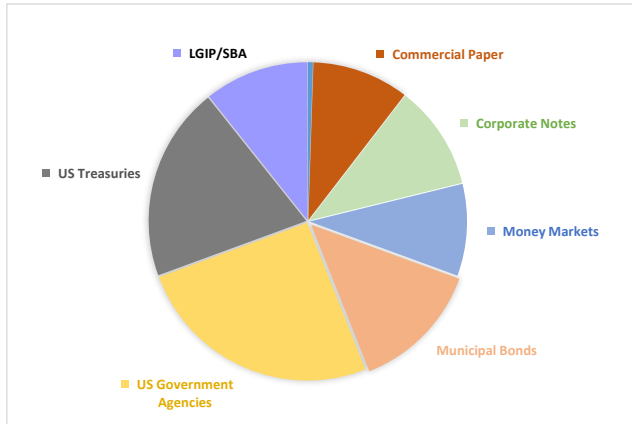


* - Investments held under the Forward Delivery Agreements in the St. Lucie Project are exempt from diversification process.

Investment Diversification by Type
May 31, 2020

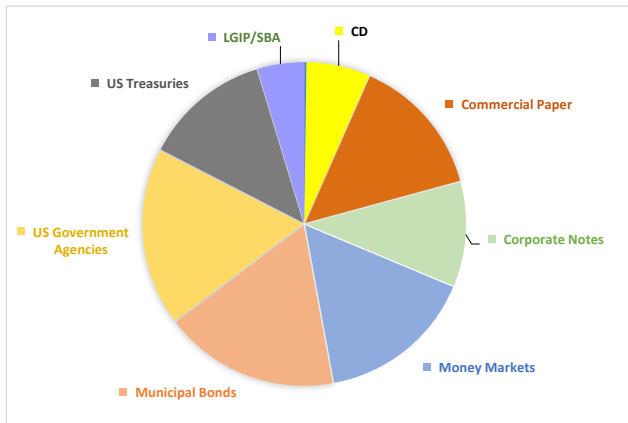
Stanton

Issuer	Market Value	Percentage
Cash	125,000.00	0.52%
Commercial Paper	2,381,795.17	9.92%
Corporate Notes	2,571,481.81	10.71%
Money Markets	2,262,206.52	9.42%
Municipal Bonds	3,217,862.65	13.40%
US Government Agencies	6,103,533.63	25.43%
US Treasuries	4,774,473.63	19.89%
LGIP/SBA	2,568,758.58	10.70%
Total	24,005,111.99	100.00%



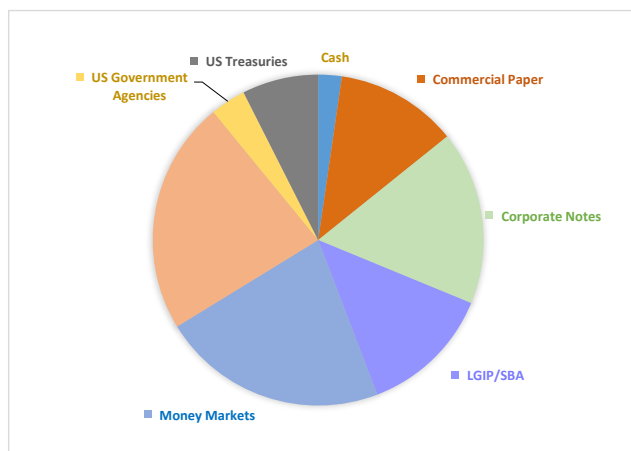
Stanton II

Issuer	Market Value	Percentage
Cash	125,000.00	0.22%
CD	3,652,400.57	6.39%
Commercial Paper	8,085,968.93	14.15%
Corporate Notes	6,019,516.85	10.53%
Money Markets	9,039,653.87	15.82%
Municipal Bonds	10,028,894.41	17.55%
US Government Agencies	10,227,785.24	17.90%
US Treasuries	7,276,649.41	12.73%
LGIP/SBA	2,687,649.38	4.70%
Total	57,143,518.66	100.00%



Tri-City

Issuer	Market Value	Percentage
Cash	125,000.00	2.30%
Commercial Paper	649,374.97	11.93%
Corporate Notes	924,195.40	16.99%
LGIP/SBA	706,056.57	12.98%
Money Markets	1,199,821.42	22.05%
Municipal Bonds	1,242,578.29	22.84%
US Government Agencies	188,490.54	3.46%
US Treasuries	405,521.43	7.45%
Total	5,441,038.62	100.00%



Investment Report

June 1, 2020

<u>CUSIP</u>	<u>ContNo</u>	<u>Issuer</u>	<u>Purchase Date</u>	<u>Maturity Date</u>	<u>Coupon</u>	<u>Yield to Maturity</u>	<u>Current Par</u>	<u>Market Value</u>	<u>(Premium)/Discount</u>	<u>Accrued Interest</u>	<u>Original Cost</u>	<u>Days To Maturity</u>	<u>Duration</u>	<u>Convexity</u>	
Agency O&M															
0347M2H33	125038	CP: Anglesea Funding	04/29/2020	08/03/2020	0.000	0.651	500,000.00	499,765.11	866.67	0.00	0.9983	63	0.17	0.0012	
23204HJE9	125037	CD: CUSTOMERS BANK	04/29/2020	07/30/2020	0.450	0.454	250,000.00	250,124.68	0.00	101.71	1.0000	59	0.16	0.0011	
3132X0T84	123046	FAMCA	04/30/2018	04/19/2021	2.650	2.745	2,500,000.00	2,563,579.17	6,750.00	7,729.17	0.9973	322	0.88	0.0126	
3135G04B6	125042	FNMA	04/30/2020	04/28/2023	0.625	0.625	1,000,000.00	1,010,795.00	0.00	555.56	1.0000	1,061	2.88	0.0994	
3137EAEK1	121750	FHLMC	02/28/2018	11/17/2020	1.875	2.397	1,000,000.00	1,008,464.17	13,780.00	729.17	0.9862	169	0.46	0.0045	
60680AGX0	125046	CP: Mitsubishi Intl	04/30/2020	07/31/2020	0.000	0.932	1,000,000.00	999,565.60	2,376.67	0.00	0.9976	60	0.16	0.0011	
87270LBS1	124438	CD: TIAA FSB	10/16/2019	08/04/2021	2.750	1.847	245,000.00	254,518.73	(3,885.70)	2,178.15	1.0159	429	1.15	0.0204	
89233GHJ8	125022	CP: Toyota Motor	04/20/2020	08/18/2020	0.000	1.487	1,000,000.00	999,333.84	4,933.33	0.00	0.9951	78	0.21	0.0015	
940637MN8	125049	CD: Washington Trust	05/01/2020	10/01/2020	0.400	0.335	250,000.00	250,207.33	0.00	84.93	1.0000	122	0.33	0.0028	
N/A	123628	AGENCY SBA	05/10/2019	06/01/2020	0.670	0.670	2,041,809.46	2,041,809.46	0.00	1,631.80	1.0000	0	0.00	0.0000	
VP4560000	124711	Wells Fargo	11/26/2019	06/01/2020	0.060	0.060	1,117,603.88	1,117,603.88	0.00	47.18	1.0000	0	0.00	0.0000	
						1.050	1.349	10,904,413.34	10,995,766.97	24,820.97	13,057.67	0.9977	216	0.59	0.0132
AGN Pool Summary						1.050	1.349	10,904,413.34	10,995,766.97	24,820.97	13,057.67	0.9977	216	0.59	0.0132
All Requirements Construction 2013A															
24023GFS1	125027	CP: DCAT LLC	04/22/2020	06/26/2020	0.000	0.871	1,500,000.00	1,499,830.43	2,356.24	0.00	0.9984	25	0.07	0.0004	
3773E2JG5	125035	CP: Glaxosmithkline	04/23/2020	09/16/2020	0.000	1.095	1,000,000.00	998,897.20	4,420.54	0.00	0.9956	107	0.29	0.0023	
N/A	116079	Goldman Sachs M-Mkt	09/17/2013	06/01/2020	0.010	0.010	256,935.97	256,935.97	0.00	2.32	1.0000	0	0.00	0.0000	
						0.001	0.872	2,756,935.97	2,755,663.60	6,776.78	2.32	0.9975	52	0.14	0.0011
All Requirements Contingency															
3130A0XD7	121859	FHLB	03/19/2018	03/12/2021	2.375	2.514	800,000.00	817,725.44	3,184.00	4,169.44	0.9960	284	0.77	0.0103	
79642B3M3	120585	MUNI: SANWTR	06/20/2017	05/15/2023	5.000	1.390	270,000.00	308,032.80	(55,047.60)	600.00	1.2039	1,078	2.79	0.0968	
VP4560000	124582	Wells Fargo	11/04/2019	06/01/2020	0.060	0.060	281,206.80	281,206.80	0.00	22.79	1.0000	0	0.00	0.0000	
						2.418	1.779	1,351,206.80	1,406,965.04	(51,863.60)	4,792.23	1.0384	384	1.01	0.0255
All Requirements General Reserve															
254673MP8	121722	CD: Discover Bank	02/22/2018	02/22/2028	3.000	3.000	245,000.00	293,483.28	0.00	1,973.42	1.0000	2,822	6.98	0.5392	
3133ELYU2	125063	FFCB	05/14/2020	08/11/2022	0.350	0.361	700,000.00	702,060.19	175.00	136.11	0.9998	801	2.19	0.0596	
3135G0Q89	124746	FNMA	12/12/2019	10/07/2021	1.375	1.640	1,000,000.00	1,017,992.50	4,730.00	2,062.50	0.9953	493	1.34	0.0255	
372348BZ4	122077	CD: GENOA	02/28/2018	02/28/2023	2.550	2.550	245,000.00	260,376.04	0.00	68.47	1.0000	1,002	2.66	0.0877	
404280BA6	124984	CORP: HSBC	03/11/2020	05/25/2023	3.600	1.650	500,000.00	550,908.27	(30,310.00)	300.00	1.0606	1,088	2.86	0.1004	
87270LBF9	121723	CD: TIAA FSB	02/23/2018	02/23/2023	2.500	2.500	245,000.00	261,575.93	0.00	1,644.52	1.0000	997	2.64	0.0868	
949763NT9	122082	Wells Fargo	02/28/2018	02/28/2023	2.750	2.750	245,000.00	261,718.62	0.00	73.84	1.0000	1,002	2.65	0.0874	
VP4560000	124710	Wells Fargo	11/25/2019	06/01/2020	0.060	0.060	433,476.37	433,476.37	0.00	64.29	1.0000	0	0.00	0.0000	
						1.686	1.491	3,613,476.37	3,781,591.20	(25,405.00)	6,323.15	1.0070	837	2.20	0.0868

Investment Report

June 1, 2020

<u>CUSIP</u>	<u>ContNo</u>	<u>Issuer</u>	<u>Purchase Date</u>	<u>Maturity Date</u>	<u>Coupon</u>	<u>Yield to Maturity</u>	<u>Current Par</u>	<u>Market Value</u>	<u>(Premium)/Discount</u>	<u>Accrued Interest</u>	<u>Original Cost</u>	<u>Days To Maturity</u>	<u>Duration</u>	<u>Convexity</u>
All Requirements O&M														
02587DY85	124600	CORP: AMEX	10/01/2019	09/06/2022	2.400	2.000	247,000.00	260,842.23	(2,798.51)	1,412.98	1.0113	827	2.21	0.0626
05971RGQ1	124573	BANCO SANTANDER	10/31/2019	07/24/2020	0.000	1.896	5,000,000.00	4,998,214.28	69,345.85	0.00	0.9861	53	0.15	0.0009
3130A0EN6	124747	FHLB	12/12/2019	12/10/2021	2.875	1.645	3,000,000.00	3,161,463.75	(72,108.00)	40,968.75	1.0240	557	1.48	0.0316
3130AD4X7	121507	FHLB	12/29/2017	12/11/2020	2.000	2.050	1,000,000.00	1,018,433.55	1,430.00	9,453.55	0.9986	193	0.52	0.0058
3132X02W0	122210	FAMCA	06/29/2018	06/29/2021	2.750	2.750	2,000,000.00	2,078,842.22	0.00	23,222.22	1.0000	393	1.06	0.0177
3134GBZF2	120852	FHLMC	07/27/2017	07/27/2020	1.770	1.770	2,000,000.00	2,016,183.33	0.00	12,193.33	1.0000	56	0.15	0.0010
4042Q1AE7	124257	CORP: HSBC	09/12/2019	08/24/2020	4.875	2.101	3,000,000.00	3,072,131.73	(77,850.00)	39,406.25	1.0260	84	0.23	0.0017
419792KE5	124475	MUNI: HAWAII ST GO	10/28/2019	10/01/2021	1.934	1.673	2,000,000.00	2,020,534.11	(9,780.00)	6,554.11	1.0049	487	1.32	0.0249
4913137B2	121196	MUNI: KY STATE	10/19/2017	02/01/2022	5.000	0.952	530,000.00	580,043.48	(89,835.00)	8,833.33	1.1695	610	1.60	0.0363
53944VAK5	124231	CORP: LLOYDS BANK	08/30/2019	08/17/2020	2.700	1.945	5,000,000.00	5,065,998.58	(35,850.00)	39,000.00	1.0072	77	0.21	0.0015
63873JPN4	125081	CP: NATIXIS NY	05/29/2020	02/22/2021	0.000	0.478	5,000,000.00	4,978,781.84	17,559.72	0.00	0.9965	266	0.73	0.0089
8648136U9	124457	MUNI: SUFFOLKVA	10/17/2019	02/01/2023	1.937	1.859	1,000,000.00	1,038,311.67	(2,480.00)	6,456.67	1.0025	975	2.60	0.0838
912828B66	123230	US Treasury	02/21/2019	02/15/2024	2.750	2.554	1,480,000.00	1,628,979.45	(13,489.47)	11,964.01	1.0091	1,354	3.53	0.1486
949746RS2	124330	CORP: WELLS FARGO	09/27/2019	03/04/2021	2.500	2.020	2,000,000.00	2,047,442.79	(13,500.00)	12,083.33	1.0068	276	0.75	0.0099
N/A	123726	All Req. SBA	05/24/2019	06/01/2020	0.670	0.670	16,086,951.05	16,086,951.05	0.00	11,075.08	1.0000	0	0.00	0.0000
VP4560000	124611	Wells Fargo	11/21/2019	06/01/2020	0.060	0.060	12,148,777.50	12,148,777.50	0.00	673.23	1.0000	0	0.00	0.0000
					1.259	1.129	61,492,728.55	62,201,931.56	(229,355.41)	223,296.84	1.0037	163	0.44	0.0099
All Requirements R&R														
00850USM7	125082	CP: AGRI BK NY	05/29/2020	05/21/2021	0.000	0.756	1,000,000.00	993,604.74	7,338.33	0.00	0.9927	354	0.97	0.0141
196711PW9	124692	MUNI COLORADO ST COP	11/26/2019	09/01/2020	2.658	1.792	1,750,000.00	1,767,399.67	(11,305.00)	11,887.17	1.0065	92	0.25	0.0019
3130A3KM5	121512	FHLB	12/29/2017	12/09/2022	2.500	2.265	1,000,000.00	1,067,528.55	(10,920.00)	11,953.55	1.0109	921	2.43	0.0752
3133EAG77	121753	FFCB	03/05/2018	08/07/2034	3.150	3.280	1,500,000.00	1,792,440.00	24,645.00	14,962.50	0.9836	5,180	11.87	1.4959
3133EK2J4	124465	FFCB	10/25/2019	10/21/2021	1.690	1.700	700,000.00	715,746.49	140.00	1,314.44	0.9998	507	1.38	0.0268
3133ELYU2	125062	FFCB	05/14/2020	08/11/2022	0.350	0.361	1,500,000.00	1,504,414.70	375.00	291.67	0.9998	801	2.19	0.0596
3136GOFJ5	120128	FNMA	10/24/2013	10/30/2020	2.000	2.448	170,000.00	171,437.73	4,887.50	292.78	0.9713	151	0.41	0.0038
429754AQ7	121772	MUNI: HIGHPTE NC	03/07/2018	10/01/2033	3.740	3.793	890,000.00	964,215.62	5,473.50	5,547.67	0.9939	4,870	11.04	1.2944
46849LTE1	123945	CORP: JACKSON NTL	06/28/2019	02/01/2022	3.300	2.278	600,000.00	638,478.90	(15,306.00)	6,655.00	1.0255	610	1.62	0.0368
64985HZC4	121771	MUNI: NY ST ENV	03/06/2018	01/15/2028	3.061	3.524	105,000.00	114,556.98	4,024.65	1,214.20	0.9617	2,784	6.87	0.5199
64985HZF7	121770	MUNI: NY ST ENV	03/06/2018	01/15/2031	3.321	3.530	3,310,000.00	3,612,504.21	71,131.90	41,527.26	0.9785	3,880	9.15	0.9017
64985HZH3	121769	MUNI: NY ST ENV	03/06/2018	01/15/2033	3.421	3.620	1,980,000.00	2,156,128.48	45,045.00	25,589.08	0.9773	4,611	10.61	1.1985
880591DX7	121768	MUNI: TVA	03/05/2018	06/15/2035	4.650	3.317	1,100,000.00	1,520,179.83	(191,686.00)	23,585.83	1.1743	5,492	11.73	1.4690
89602NVL5	121773	MUNI: TRIBORO NY	03/06/2018	11/15/2032	5.450	3.800	2,000,000.00	2,507,184.44	(368,780.00)	4,844.44	1.1844	4,550	9.92	1.0551
902273WX5	121455	MUNI: TYLER	12/08/2017	02/15/2026	5.000	1.870	700,000.00	879,418.96	(165,564.00)	10,288.46	1.2365	2,085	5.07	0.2957
912833LJ7	120129	US Treasury	03/31/2014	08/15/2022	0.000	2.661	370,000.00	368,588.27	73,507.90	0.00	0.8013	805	2.20	0.0595
VP4560000	124585	Wells Fargo	11/04/2019	06/01/2020	0.060	0.060	2,233,617.01	2,233,617.01	0.00	233.59	1.0000	0	0.00	0.0000
					2.725	2.433	20,908,617.01	23,007,444.58	(526,992.22)	160,187.64	1.0252	2,614	6.02	0.6211

Investment Report

June 1, 2020

<u>CUSIP</u>	<u>ContNo</u>	<u>Issuer</u>	<u>Purchase Date</u>	<u>Maturity Date</u>	<u>Coupon</u>	<u>Yield to Maturity</u>	<u>Current Par</u>	<u>Market Value</u>	<u>(Premium)/Discount</u>	<u>Accrued Interest</u>	<u>Original Cost</u>	<u>Days To Maturity</u>	<u>Duration</u>	<u>Convexity</u>
ALL REQUIREMENTS SUBORDINATED DEBT FUND														
N/A	125086	Goldman Sachs M-Mkt	05/29/2020	06/01/2020	0.010	0.010	5,006,118.19	5,006,118.19	0.00	4.17	1.0000	0	0.00	0.0000
					0.010	0.010	5,006,118.19	5,006,118.19	0.00	4.17	1.0000	0	0.00	0.0000
All-Requirements Debt Service 2015B														
36955DHX1	125010	CP: General Dynamics	04/14/2020	08/31/2020	0.000	2.064	1,600,000.00	1,598,637.55	12,479.11	0.00	0.9922	91	0.25	0.0019
3773E2JG5	125034	CP: Glaxosmithkline	04/23/2020	09/16/2020	0.000	1.095	1,000,000.00	998,897.20	4,420.56	0.00	0.9956	107	0.29	0.0023
62455AJR9	125076	CP: Mountcliff Fund	05/27/2020	09/25/2020	0.000	0.431	1,000,000.00	998,751.91	1,445.28	0.00	0.9986	116	0.32	0.0026
N/A	118434	Goldman Sachs M-Mkt	01/28/2016	06/01/2020	0.010	0.010	1,406,345.99	1,406,345.99	0.00	12.47	1.0000	0	0.00	0.0000
					0.003	0.967	5,006,345.99	5,002,632.65	18,344.95	12.47	0.9963	74	0.20	0.0016
ARP 2018A Debt Service														
N/A	122318	Goldman Sachs M-Mkt	07/26/2018	06/01/2020	0.010	0.010	357,272.24	357,272.24	0.00	1.91	1.0000	0	0.00	0.0000
					0.010	0.010	357,272.24	357,272.24	0.00	1.91	1.0000	0	0.00	0.0000
ARP DS 2016A														
2546R2J98	125013	CP: WALT DISNEY	04/15/2020	09/09/2020	0.000	1.763	5,000,000.00	4,995,018.32	35,729.20	0.00	0.9929	100	0.27	0.0021
40434PH33	125028	CORP: HSBC	04/22/2020	08/03/2020	0.000	0.953	4,000,000.00	3,998,120.88	10,872.24	0.00	0.9973	63	0.17	0.0012
62455AJR9	125077	CP: Mountcliff Fund	05/27/2020	09/25/2020	0.000	0.431	4,000,000.00	3,995,007.63	5,781.11	0.00	0.9986	116	0.32	0.0026
62479LJW6	125011	CP: MUFG Bank	04/15/2020	09/30/2020	0.000	1.106	5,000,000.00	4,993,331.44	25,666.70	0.00	0.9949	121	0.33	0.0027
89233GWJ7	125014	CP: Toyota Motor	04/15/2020	09/30/2020	0.000	1.592	5,000,000.00	4,993,331.44	36,866.70	0.00	0.9926	121	0.33	0.0027
N/A	118861	Goldman Sachs M-Mkt	05/12/2016	06/01/2020	0.010	0.010	6,253,837.31	6,253,837.31	0.00	50.24	1.0000	0	0.00	0.0000
					0.002	0.954	29,253,837.31	29,228,647.02	114,915.95	50.24	0.9961	83	0.23	0.0018
ARP DS 2017A														
N/A	120615	Goldman Sachs M-Mkt	06/30/2017	06/01/2020	0.010	0.010	586,702.91	586,702.91	0.00	3.12	1.0000	0	0.00	0.0000
					0.010	0.010	586,702.91	586,702.91	0.00	3.12	1.0000	0	0.00	0.0000
ARP DS 2017B														
36955DHX1	125009	CP: General Dynamics	04/14/2020	08/31/2020	0.000	2.064	750,000.00	749,361.35	5,849.58	0.00	0.9922	91	0.25	0.0019
N/A	120616	Goldman Sachs M-Mkt	06/30/2017	06/01/2020	0.010	0.010	994,103.78	994,103.78	0.00	6.61	1.0000	0	0.00	0.0000
					0.006	0.893	1,744,103.78	1,743,465.13	5,849.58	6.61	0.9966	39	0.11	0.0008

Investment Report

June 1, 2020

<u>CUSIP</u>	<u>ContNo</u>	<u>Issuer</u>	<u>Purchase Date</u>	<u>Maturity Date</u>	<u>Coupon</u>	<u>Yield to Maturity</u>	<u>Current Par</u>	<u>Market Value</u>	<u>(Premium)/Discount</u>	<u>Accrued Interest</u>	<u>Original Cost</u>	<u>Days To Maturity</u>	<u>Duration</u>	<u>Convexity</u>
ARP GEN RESERVE RPA														
00138CAD0	124256	CORP: AIG GLOBAL FDG	09/12/2019	07/02/2020	2.150	2.030	3,000,000.00	3,031,888.27	(2,823.35)	26,695.83	1.0009	31	0.08	0.0005
05990CG24	125017	CP: BCI MIAMI	04/17/2020	07/02/2020	0.000	1.203	2,000,000.00	1,999,680.98	5,066.66	0.00	0.9975	31	0.08	0.0005
3135G0D75	124974	FNMA	02/18/2020	06/22/2020	1.500	1.542	2,000,000.00	2,014,920.00	314.00	13,250.00	0.9998	21	0.06	0.0003
32022WBH8	125006	CD: FIRST FEDERAL BK	04/07/2020	06/05/2020	1.150	1.115	250,000.00	250,448.12	0.00	433.22	1.0000	4	0.01	0.0001
46625HHS2	124973	CORP: JP MORGAN	02/18/2020	07/22/2020	4.400	1.718	800,000.00	817,537.31	(9,152.00)	12,711.11	1.0114	51	0.14	0.0009
VP4560000	124584	Wells Fargo	11/04/2019	06/01/2020	0.060	0.060	3,866,707.28	3,866,707.28	0.00	157.93	1.0000	0	0.00	0.0000
					1.132	1.130	11,916,707.28	11,981,181.96	(6,594.69)	53,248.09	1.0006	20	0.05	0.0003
ARP-2019A DS														
04821THM0	125016	CP: ATLANTIC ASSET	04/15/2020	08/21/2020	0.000	1.124	3,000,000.00	2,997,870.24	11,946.69	0.00	0.9960	81	0.22	0.0016
62455AJR9	125075	CP: Mountcliff Fund	05/27/2020	09/25/2020	0.000	0.431	700,000.00	699,126.33	1,011.69	0.00	0.9986	116	0.32	0.0026
N/A	124837	Goldman Sachs M-Mkt	11/25/2019	06/01/2020	0.010	0.010	340,807.68	340,807.68	0.00	8.27	1.0000	0	0.00	0.0000
					0.001	0.910	4,040,807.68	4,037,804.25	12,958.38	8.27	0.9968	80	0.22	0.0016
ARP-2019B DEBT SERVICE														
33621LEL3	125033	CD: First Savings Bk	04/23/2020	07/23/2020	0.750	0.748	249,000.00	249,437.33	0.00	199.54	1.0000	52	0.14	0.0009
73317AAH5	125023	CD: Popular Bank	04/21/2020	07/21/2020	0.750	0.748	249,000.00	249,439.33	0.00	209.77	1.0000	50	0.14	0.0009
N/A	124838	Goldman Sachs M-Mkt	11/25/2019	06/01/2020	0.010	0.010	560,363.11	560,363.11	0.00	3.83	1.0000	0	0.00	0.0000
					0.358	0.357	1,058,363.11	1,059,239.77	0.00	413.14	1.0000	24	0.07	0.0004
FMPA ALL REQ-SOLAR O&M														
VP4560000	125040	Wells Fargo	04/27/2020	06/01/2020	0.060	0.060	3,745,051.78	3,745,051.78	0.00	307.93	1.0000	0	0.00	0.0000
					0.060	0.060	3,745,051.78	3,745,051.78	0.00	307.93	1.0000	0	0.00	0.0000
		ARP Pool Summary			1.034	1.195	152,838,274.97	155,901,711.88	(681,365.28)	448,658.13	1.0045	470	1.12	0.0917
Bushnell Rate Stabilization Fund														
912828XH8	124008	US Treasury	07/30/2019	06/30/2020	1.625	2.021	100,000.00	100,805.04	359.37	683.74	0.9964	29	0.08	0.0005
VP4560000	124580	Wells Fargo	11/04/2019	06/01/2020	0.060	0.060	77,138.85	77,138.85	0.00	8.17	1.0000	0	0.00	0.0000
					0.943	1.167	177,138.85	177,943.89	359.37	691.91	0.9980	16	0.04	0.0003
		BUSH Pool Summary			0.943	1.167	177,138.85	177,943.89	359.37	691.91	0.9980	16	0.04	0.0003
FMPA POOLED LN														
VP4560000	124586	Wells Fargo	11/04/2019	06/01/2020	0.060	0.060	56,140.59	56,140.59	0.00	4.64	1.0000	0	0.00	0.0000
					0.060	0.060	56,140.59	56,140.59	0.00	4.64	1.0000	0	0.00	0.0000
		FMPA Pool Summary			0.060	0.060	56,140.59	56,140.59	0.00	4.64	1.0000	0	0.00	0.0000
Kissimmee Rate Stabilization Fund														
VP4560000	124581	Wells Fargo	11/04/2019	06/01/2020	0.060	0.060	782,355.74	782,355.74	0.00	77.78	1.0000	0	0.00	0.0000
					0.060	0.060	782,355.74	782,355.74	0.00	77.78	1.0000	0	0.00	0.0000

Investment Report

June 1, 2020

<u>CUSIP</u>	<u>ContNo</u>	<u>Issuer</u>	<u>Purchase Date</u>	<u>Maturity Date</u>	<u>Coupon</u>	<u>Yield to Maturity</u>	<u>Current Par</u>	<u>Market Value</u>	<u>(Premium)/ Discount</u>	<u>Accrued Interest</u>	<u>Original Cost</u>	<u>Days To Maturity</u>	<u>Duration</u>	<u>Convexity</u>
KUA Pool Summary					0.060	0.060	782,355.74	782,355.74	0.00	77.78	1.0000	0	0.00	0.0000
FMPA POOLED LOAN DEBT SERVICE														
N/A	124748	Goldman Sachs M-Mkt	12/10/2019	06/01/2020	0.010	0.010	264.28	264.28	0.00	0.00	1.0000	0	0.00	0.0000
					0.010	0.010	264.28	264.28	0.00	0.00	1.0000	0	0.00	0.0000
POOLED LOANS REVENUE FUND														
N/A	124756	Goldman Sachs M-Mkt	12/20/2019	06/01/2020	0.010	0.010	2.44	2.44	0.00	0.00	1.0000	0	0.00	0.0000
					0.010	0.010	2.44	2.44	0.00	0.00	1.0000	0	0.00	0.0000
POOL Pool Summary					0.010	0.010	266.72	266.72	0.00	0.00	1.0000	0	0.00	0.0000
St Lucie Contingency														
3133ELXW9	125036	FFCB	04/29/2020	04/27/2022	0.300	0.305	1,000,000.00	1,001,990.78	100.00	283.33	0.9999	695	1.90	0.0462
975673CZ5	120716	MUNI: WIN SALEM	07/12/2017	06/01/2021	5.000	1.081	500,000.00	524,265.00	(74,385.00)	12,500.00	1.1488	365	0.96	0.0158
VP4560000	124587	Wells Fargo	11/04/2019	06/01/2020	0.060	0.060	771,557.93	771,557.93	0.00	63.44	1.0000	0	0.00	0.0000
					1.253	0.393	2,271,557.93	2,297,813.71	(74,285.00)	12,846.77	1.0327	386	1.05	0.0238
St Lucie Debt Service 2010														
63873JJJ0	125026	CP: NATIXIS NY	04/21/2020	09/18/2020	0.000	0.883	750,000.00	749,148.38	2,750.00	0.00	0.9963	109	0.30	0.0024
X9X9USDAC	123466	MORGAN STANLEY LIQ	03/05/2019	06/01/2020	0.010	0.010	683,999.22	683,999.22	0.00	4.74	1.0000	0	0.00	0.0000
					0.005	0.467	1,433,999.22	1,433,147.60	2,750.00	4.74	0.9981	57	0.16	0.0012
St Lucie Debt Service 2011														
0347M2HM1	125031	CP: Anglesea Funding	04/23/2020	08/21/2020	0.000	0.802	2,500,000.00	2,498,226.67	6,666.67	0.00	0.9973	81	0.22	0.0016
45685QJN0	125029	CP: ING Funding	04/22/2020	09/22/2020	0.000	0.843	5,000,000.00	4,994,006.20	17,850.00	0.00	0.9964	113	0.31	0.0025
63873JJJ0	125024	CP: NATIXIS NY	04/21/2020	09/18/2020	0.000	0.883	2,500,000.00	2,497,161.26	9,166.67	0.00	0.9963	109	0.30	0.0024
89233GJW7	125059	CP: Toyota Motor	05/14/2020	09/30/2020	0.000	1.155	2,000,000.00	1,997,335.36	8,880.56	0.00	0.9956	121	0.33	0.0027
X9X9USDAC	123471	MORGAN STANLEY LIQ	03/05/2019	06/01/2020	0.010	0.010	1,950,557.28	1,950,557.28	0.00	12.31	1.0000	0	0.00	0.0000
					0.001	0.771	13,950,557.28	13,937,286.77	42,563.90	12.31	0.9969	92	0.25	0.0020
St Lucie Debt Service 2012A														
X9X9USDAC	123467	MORGAN STANLEY LIQ	03/05/2019	06/01/2020	0.010	0.010	496,225.60	496,225.60	0.00	2.64	1.0000	0	0.00	0.0000
					0.010	0.010	496,225.60	496,225.60	0.00	2.64	1.0000	0	0.00	0.0000
St Lucie Debt Service 2013A														
89233GJW7	125058	CP: Toyota Motor	05/14/2020	09/30/2020	0.000	1.155	500,000.00	499,333.84	2,220.14	0.00	0.9956	121	0.33	0.0027
X9X9USDAC	123469	MORGAN STANLEY LIQ	03/05/2019	06/01/2020	0.010	0.010	403,580.94	403,580.94	0.00	4.60	1.0000	0	0.00	0.0000
					0.004	0.644	903,580.94	902,914.78	2,220.14	4.60	0.9975	67	0.18	0.0015

Investment Report

June 1, 2020

<u>CUSIP</u>	<u>ContNo</u>	<u>Issuer</u>	<u>Purchase Date</u>	<u>Maturity Date</u>	<u>Coupon</u>	<u>Yield to Maturity</u>	<u>Current Par</u>	<u>Market Value</u>	<u>(Premium)/ Discount</u>	<u>Accrued Interest</u>	<u>Original Cost</u>	<u>Days To Maturity</u>	<u>Duration</u>	<u>Convexity</u>
St Lucie Debt Service Res. 2011AB														
00850UJR6	124430	CP: AGRI BK CHINA	10/11/2019	09/25/2020	0.000	2.085	1,000,000.00	998,751.91	19,638.89	0.00	0.9804	116	0.32	0.0026
196479YA1	122215	RAYMOND JAMES	07/02/2018	05/01/2021	2.424	2.814	230,000.00	231,411.05	2,428.80	464.60	0.9894	334	0.91	0.0133
313378JP7	120567	FHLB	06/15/2017	09/10/2021	2.375	1.699	1,305,000.00	1,347,358.67	(35,874.45)	6,973.59	1.0275	466	1.26	0.0233
313378JP7	122203	FHLB	06/29/2018	09/10/2021	2.375	2.693	335,000.00	345,873.69	3,247.82	1,790.16	0.9903	466	1.26	0.0233
313378JP7	122204	FHLB	06/29/2018	09/10/2021	2.375	2.693	200,000.00	206,491.75	1,939.00	1,068.75	0.9903	466	1.26	0.0233
313378JP7	122205	FHLB	06/29/2018	09/10/2021	2.375	2.693	925,000.00	955,024.35	8,967.87	4,942.97	0.9903	466	1.26	0.0233
313378JP7	122206	FHLB	06/29/2018	09/10/2021	2.375	2.693	405,000.00	418,145.80	3,926.47	2,164.22	0.9903	466	1.26	0.0233
313378JP7	122207	FHLB	06/29/2018	09/10/2021	2.375	2.693	470,000.00	485,255.61	4,556.65	2,511.56	0.9903	466	1.26	0.0233
3137EAEC9	121670	FHLMC	02/14/2018	08/12/2021	1.125	2.381	1,400,000.00	1,420,161.75	58,618.00	4,768.75	0.9581	437	1.19	0.0209
660266GW1	121392	MUNI: N KANSAS	11/29/2017	03/01/2021	2.000	1.600	870,000.00	884,737.80	(10,979.40)	4,350.00	1.0126	273	0.74	0.0097
X9X9USDAC	123470	MORGAN STANLEY LIQ	03/05/2019	06/01/2020	0.010	0.010	449,906.43	449,906.43	0.00	3.03	1.0000	0	0.00	0.0000
					1.650	2.104	7,589,906.43	7,743,118.81	56,469.65	29,037.63	0.9926	361	0.98	0.0169
St Lucie Debt Service Reserve 2012														
3773E2JG5	125032	CP: Glaxosmithkline	04/23/2020	09/16/2020	0.000	1.095	1,500,000.00	1,498,345.80	6,630.83	0.00	0.9956	107	0.29	0.0023
68607DPH2	124271	Oregon State	09/17/2019	11/15/2020	2.549	2.050	980,000.00	987,259.73	(5,566.40)	1,110.23	1.0057	167	0.46	0.0044
89233GJW7	125057	CP: Toyota Motor	05/14/2020	09/30/2020	0.000	1.155	750,000.00	749,000.76	3,330.21	0.00	0.9956	121	0.33	0.0027
X9X9USDAC	123468	MORGAN STANLEY LIQ	03/05/2019	06/01/2020	0.010	0.010	499,390.73	499,390.73	0.00	7.19	1.0000	0	0.00	0.0000
					0.671	1.213	3,729,390.73	3,733,997.02	4,394.64	1,117.42	0.9988	111	0.31	0.0026
St Lucie Decommissioning														
30229AF12	125050	CP: Exxon Mobil Corp	05/05/2020	06/01/2020	0.000	7.606	32,200,000.00	32,200,000.00	182,654.52	0.00	0.9943	0	0.00	0.0000
30229AF12	125051	CP: Exxon Mobil Corp	05/05/2020	06/01/2020	0.000	7.606	50,000,000.00	50,000,000.00	283,625.03	0.00	0.9943	0	0.00	0.0000
3133EHW58	124466	FFCB	10/25/2019	11/27/2020	1.900	1.620	2,175,000.00	2,193,483.56	(6,525.00)	459.17	1.0030	179	0.49	0.0048
3133X8L34	109995	FHLB	07/28/2010	09/09/2024	5.365	3.850	500,000.00	607,155.14	(81,857.15)	6,110.14	1.1637	1,561	3.88	0.1794
89233GJW7	125056	CP: Toyota Motor	05/14/2020	09/30/2020	0.000	1.155	1,500,000.00	1,498,001.52	6,660.42	0.00	0.9956	121	0.33	0.0027
9128285G1	124468	US Treasury	10/25/2019	10/31/2020	2.875	1.599	2,000,000.00	2,027,496.00	(25,620.00)	5,000.00	1.0128	152	0.42	0.0039
912828B66	116602	US Treasury	02/28/2014	02/15/2024	2.750	2.640	400,000.00	440,264.72	(3,828.12)	3,233.52	1.0096	1,354	3.53	0.1486
912833LQ1	116678	US Treasury	03/31/2014	02/15/2024	0.000	2.876	2,115,000.00	2,092,309.22	519,380.55	0.00	0.7544	1,354	3.71	0.1557
X9X9USDAC	123464	MORGAN STANLEY LIQ	03/06/2019	06/01/2020	0.010	0.010	627,830.45	627,830.45	0.00	124.75	1.0000	0	0.00	0.0000
					0.149	7.024	91,517,830.45	91,686,540.61	874,490.25	14,927.58	0.9904	55	0.15	0.0055

Investment Report

June 1, 2020

<u>CUSIP</u>	<u>ContNo</u>	<u>Issuer</u>	<u>Purchase Date</u>	<u>Maturity Date</u>	<u>Coupon</u>	<u>Yield to Maturity</u>	<u>Current Par</u>	<u>Market Value</u>	<u>(Premium)/Discount</u>	<u>Accrued Interest</u>	<u>Original Cost</u>	<u>Days To Maturity</u>	<u>Duration</u>	<u>Convexity</u>
St Lucie General Reserve														
00850USM7	125083	CP: AGRI BK NY	05/29/2020	05/21/2021	0.000	0.756	2,000,000.00	1,987,209.47	14,676.67	0.00	0.9927	354	0.97	0.0141
041042VC3	124990	ARKANSAS ST	03/30/2020	06/15/2022	3.250	2.080	200,000.00	215,356.42	(5,022.00)	2,997.22	1.0251	744	1.96	0.0515
06406FAC7	122918	CORP: Bank of NY	12/21/2018	05/04/2026	2.800	3.670	2,000,000.00	2,290,025.49	111,512.24	4,200.00	0.9442	2,163	5.52	0.3436
3130AEWA4	122913	FHLB	12/20/2018	10/01/2020	2.625	2.688	5,000,000.00	5,063,275.00	5,550.00	21,875.00	0.9989	122	0.33	0.0028
3132X0L33	124992	FAMCA	03/30/2020	02/21/2023	2.770	0.783	500,000.00	537,876.13	(28,350.00)	3,847.22	1.0567	995	2.63	0.0862
31331J5T6	124253	FFCB	09/11/2019	12/21/2020	3.650	1.745	1,000,000.00	1,034,292.22	(23,949.00)	16,222.22	1.0239	203	0.55	0.0064
3133EHVV1	122914	Wells Fargo	12/20/2018	09/01/2026	2.400	2.991	2,000,000.00	2,194,510.00	80,720.00	12,000.00	0.9596	2,283	5.84	0.3808
3133EJ5P0	123117	FFCB	01/24/2019	01/18/2022	2.600	2.662	2,500,000.00	2,617,101.39	4,400.00	24,013.89	0.9982	596	1.59	0.0354
34074GDH4	124116	MUNI: FL HURRICANE	08/23/2019	07/01/2020	2.995	1.915	4,000,000.00	4,057,916.67	(36,440.00)	49,916.67	1.0091	30	0.08	0.0005
34160WZQC	124991	FL ST DEPT ENVRNMNTL	03/30/2020	07/01/2020	5.000	2.001	140,000.00	143,475.01	(1,047.20)	2,916.67	1.0075	30	0.08	0.0005
387883YY1	125021	MUNI Grant Cnty Util	04/20/2020	01/01/2023	1.544	1.001	1,050,000.00	1,088,984.11	(15,151.50)	2,972.20	1.0144	944	2.54	0.0801
404280BA6	124986	CORP: HSBC	03/11/2020	05/25/2023	3.600	1.650	1,000,000.00	1,101,716.71	(60,620.00)	500.00	1.0606	1,088	2.86	0.1004
46625HJC5	124977	CORP: JP MORGAN	02/18/2020	08/15/2021	4.350	1.681	1,000,000.00	1,063,149.32	(39,160.00)	12,808.33	1.0392	440	1.18	0.0214
492674PN0	124980	Muni: Kettering, OH	03/10/2020	12/01/2023	2.000	0.859	280,000.00	297,206.93	(11,691.56)	1,695.56	1.0418	1,278	3.38	0.1362
606822AU8	124983	CORP: Mitsubishi UFG	03/10/2020	03/02/2025	3.777	1.625	1,000,000.00	1,173,954.66	(102,520.00)	9,337.58	1.1025	1,735	4.39	0.2248
613741KM8	125018	MUNI: Montgomery	04/20/2020	06/01/2022	1.941	1.061	1,000,000.00	1,036,613.57	(18,350.00)	11,106.83	1.0184	730	1.95	0.0504
64972CZ63	124988	NYC HSG DEV CORP	03/25/2020	05/01/2023	3.121	2.500	500,000.00	543,559.44	(9,195.00)	1,300.42	1.0184	1,064	2.81	0.0970
74368CAK0	124981	CORP: PROTECTIVELIFE	03/10/2020	06/28/2021	3.397	1.000	1,000,000.00	1,049,102.07	(30,866.00)	14,437.25	1.0309	392	1.05	0.0177
92818NGL6	124604	MUNI: VA STATE	11/20/2019	11/01/2024	2.200	2.101	2,000,000.00	2,052,678.89	(9,260.00)	3,788.89	1.0046	1,614	4.23	0.2058
949746RS2	124324	CORP: WELLS FARGO	09/27/2019	03/04/2021	2.500	2.020	1,000,000.00	1,023,721.40	(6,750.00)	6,041.67	1.0068	276	0.75	0.0099
VP4560000	124588	Wells Fargo	11/04/2019	06/01/2020	0.060	0.060	409,169.56	409,169.56	0.00	40.19	1.0000	0	0.00	0.0000
					2.573	2.070	29,579,169.56	30,980,894.46	(181,513.35)	202,017.81	1.0061	759	1.98	0.0895
ST LUCIE NUCLEAR FUEL STABILIZATION														
0347M2JB3	125053	CP: Anglesea Funding	05/14/2020	09/11/2020	0.000	0.300	700,000.00	699,282.08	700.00	0.00	0.9990	102	0.28	0.0022
27873JKW4	125041	CP: EBURY FIN	04/30/2020	10/30/2020	0.000	0.773	1,000,000.00	998,107.50	3,914.17	0.00	0.9961	151	0.41	0.0038
32022WBH8	125003	CD: FIRST FEDERAL BK	04/07/2020	06/05/2020	1.150	1.115	250,000.00	250,448.12	0.00	433.22	1.0000	4	0.01	0.0001
VP4560000	124589	Wells Fargo	11/04/2019	06/01/2020	0.060	0.060	1,956,035.33	1,956,035.33	0.00	135.97	1.0000	0	0.00	0.0000
					0.104	0.353	3,906,035.33	3,903,873.03	4,614.17	569.19	0.9988	57	0.16	0.0014

Investment Report

June 1, 2020

CUSIP	ContNo	Issuer	Purchase Date	Maturity Date	Coupon	Yield to Maturity	Current Par	Market Value	(Premium)/Discount	Accrued Interest	Original Cost	Days To Maturity	Duration	Convexity
St Lucie O&M														
052397RQ1	124420	MUNI: AUSTIN TX	10/02/2019	09/01/2020	1.866	1.859	490,000.00	494,414.97	(34.30)	2,336.65	1.0001	92	0.25	0.0019
3130AFB63	122670	FHLB	10/22/2018	01/22/2021	2.950	2.998	1,000,000.00	1,027,205.83	1,060.00	10,570.83	0.9989	235	0.64	0.0078
377373AE5	122672	CORP: GLAXO SMITH	10/23/2018	05/14/2021	3.125	3.204	800,000.00	823,694.04	1,549.45	1,180.56	0.9981	347	0.94	0.0142
437076AW2	122671	CORP: HOME DEPOT	10/23/2018	04/01/2021	4.400	3.225	1,000,000.00	1,042,567.72	(27,320.00)	7,333.33	1.0273	304	0.82	0.0116
46625HHU7	122673	CORP: JP MORGAN	10/23/2018	10/15/2020	4.250	3.376	1,000,000.00	1,020,671.37	(16,580.00)	5,430.56	1.0166	136	0.37	0.0033
95000U2C6	125005	CORP: WELLS FARGO	03/25/2020	01/24/2024	3.750	1.738	1,000,000.00	1,140,993.70	(74,222.83)	13,229.17	1.0742	1,332	3.42	0.1412
N/A	123807	ST LUCIE SBA	06/10/2019	06/01/2020	0.670	0.670	1,018,980.18	1,018,980.18	0.00	948.17	1.0000	0	0.00	0.0000
VP4560000	124612	Wells Fargo	11/21/2019	06/01/2020	0.060	0.060	1,689,663.11	1,689,663.11	0.00	119.18	1.0000	0	0.00	0.0000
					2.444	1.950	7,998,643.29	8,258,190.92	(115,547.68)	41,148.45	1.0144	291	0.77	0.0220
St Lucie R&R														
00850USM7	125084	CP: AGRI BK NY	05/29/2020	05/21/2021	0.000	0.756	1,000,000.00	993,604.74	7,338.33	0.00	0.9927	354	0.97	0.0141
20775CMH4	121805	MUNI: CONN HFA	03/09/2018	05/15/2022	1.950	2.370	500,000.00	514,615.83	8,325.00	433.33	0.9834	713	1.93	0.0484
3130A3KM5	121508	FHLB	12/28/2017	12/09/2022	2.500	2.265	750,000.00	800,646.41	(8,190.00)	8,965.16	1.0109	921	2.43	0.0752
3130ABR65	120851	FHLB	07/27/2017	07/03/2020	1.650	1.570	250,000.00	251,972.08	(567.50)	1,695.83	1.0023	32	0.10	0.0006
3132X0AM3	121068	FAMCA	09/20/2017	06/03/2020	1.685	1.613	800,000.00	806,665.11	(1,511.20)	6,665.11	1.0019	2	0.01	0.0000
3132X0BG5	120819	FAMCA	07/25/2017	06/15/2020	1.750	1.585	600,000.00	605,504.67	(2,778.00)	4,841.67	1.0046	14	0.04	0.0002
3133ELYU2	125061	FFCB	05/14/2020	08/11/2022	0.350	0.361	500,000.00	501,471.57	125.00	97.22	0.9998	801	2.19	0.0596
VP4560000	124590	Wells Fargo	11/04/2019	06/01/2020	0.060	0.060	1,186,581.14	1,186,581.14	0.00	137.09	1.0000	0	0.00	0.0000
					1.057	1.168	5,586,581.14	5,661,061.55	2,741.63	22,835.41	0.9995	326	0.88	0.0224
STL Pool Summary					0.790	4.503	168,963,477.90	171,035,064.86	618,898.35	324,524.55	0.9963	221	0.58	0.0218
Stanton Contingency														
3133EK2J4	124464	FFCB	10/25/2019	10/21/2021	1.690	1.700	1,000,000.00	1,022,494.99	200.00	1,877.78	0.9998	507	1.38	0.0268
VP4560000	124591	Wells Fargo	11/04/2019	06/01/2020	0.060	0.060	77,312.71	77,312.71	0.00	6.36	1.0000	0	0.00	0.0000
					1.573	1.583	1,077,312.71	1,099,807.70	200.00	1,884.14	0.9998	471	1.28	0.0249
Stanton General Reserve														
06406HBY4	124445	CORP: Bank of NY	10/16/2019	09/23/2021	3.550	2.014	990,000.00	1,040,474.76	(28,731.71)	6,638.50	1.0290	479	1.29	0.0244
3130AH2Z5	124282	FHLB	09/20/2019	09/16/2020	1.750	1.863	1,000,000.00	1,007,020.83	1,099.99	3,645.83	0.9989	107	0.29	0.0023
313378JP7	124281	FHLB	09/20/2019	09/10/2021	2.375	1.767	1,000,000.00	1,032,458.75	(11,730.00)	5,343.75	1.0117	466	1.26	0.0233
3133EK2J4	124460	FFCB	10/21/2019	10/21/2021	1.690	1.767	1,000,000.00	1,022,494.99	1,500.00	1,877.78	0.9985	507	1.38	0.0268
3133ELYU2	125060	FFCB	05/14/2020	08/11/2022	0.350	0.361	500,000.00	501,471.57	125.00	97.22	0.9998	801	2.19	0.0596
3134G9AD9	124454	FHLMC	10/15/2019	04/28/2021	1.500	1.718	1,000,000.00	1,012,195.00	3,290.00	1,375.00	0.9967	331	0.90	0.0131
3135G04B6	125043	FNMA	04/30/2020	04/28/2023	0.625	0.625	500,000.00	505,397.50	0.00	277.78	1.0000	1,061	2.88	0.0994
8827237K9	124455	MUNI: TEXAS ST	10/16/2019	10/01/2021	2.315	1.610	2,000,000.00	2,046,825.28	(27,060.00)	7,845.28	1.0135	487	1.32	0.0250
9128285G1	124444	US Treasury	10/15/2019	10/31/2020	2.875	1.654	1,500,000.00	1,520,705.33	(18,429.70)	3,833.33	1.0123	152	0.42	0.0039
9128285G1	124704	US Treasury	11/26/2019	10/31/2020	2.875	1.631	1,200,000.00	1,216,564.27	(13,660.12)	3,066.67	1.0114	152	0.42	0.0039
VP4560000	124592	Wells Fargo	11/04/2019	06/01/2020	0.060	0.060	276,623.19	276,623.19	0.00	34.38	1.0000	0	0.00	0.0000
					2.163	1.575	10,966,623.19	11,182,231.47	(93,596.54)	34,035.52	1.0085	383	1.04	0.0209

Investment Report

June 1, 2020

<u>CUSIP</u>	<u>ContNo</u>	<u>Issuer</u>	<u>Purchase Date</u>	<u>Maturity Date</u>	<u>Coupon</u>	<u>Yield to Maturity</u>	<u>Current Par</u>	<u>Market Value</u>	<u>(Premium)/Discount</u>	<u>Accrued Interest</u>	<u>Original Cost</u>	<u>Days To Maturity</u>	<u>Duration</u>	<u>Convexity</u>
Stanton O&M														
05571BH30	124619	CP: BCPE	11/21/2019	08/03/2020	0.000	1.875	500,000.00	499,764.94	6,577.78	0.00	0.9868	63	0.17	0.0012
05990CKT0	124567	CP: BCI MIAMI	10/31/2019	10/27/2020	0.000	2.020	1,000,000.00	998,167.44	19,910.00	0.00	0.9801	148	0.41	0.0037
8225X2HX5	124617	CP: SHELL INTL FIN	11/21/2019	08/31/2020	0.000	1.733	500,000.00	499,568.33	6,745.00	0.00	0.9865	91	0.25	0.0019
912828YC8	124618	US Treasury	11/21/2019	08/31/2021	1.500	1.598	1,500,000.00	1,530,302.25	2,693.04	5,812.50	0.9982	456	1.24	0.0224
N/A	123725	STANTON SBA	05/24/2019	06/01/2020	0.670	0.670	2,568,758.58	2,568,758.58	0.00	1,768.48	1.0000	0	0.00	0.0000
VP4560000	124615	Wells Fargo	11/21/2019	06/01/2020	0.060	0.060	1,302,958.36	1,302,958.36	0.00	54.31	1.0000	0	0.00	0.0000
					0.549	1.088	7,371,716.94	7,399,519.90	35,925.82	7,635.29	0.9951	123	0.34	0.0053
Stanton R&R														
05990CKT0	124568	CP: BCI MIAMI	10/31/2019	10/27/2020	0.000	2.020	385,000.00	384,294.46	7,665.35	0.00	0.9801	148	0.41	0.0037
46625HHU7	124448	CORP: JP MORGAN	10/16/2019	10/15/2020	4.250	1.981	1,500,000.00	1,531,007.05	(33,450.00)	8,145.83	1.0223	136	0.37	0.0033
534239EC8	124335	LINCOLN NE MUNI	09/30/2019	08/15/2022	3.000	1.696	1,000,000.00	1,053,008.33	(36,420.00)	8,583.33	1.0364	805	2.13	0.0591
9128285G1	124702	US Treasury	11/26/2019	10/31/2020	2.875	1.631	500,000.00	506,901.78	(5,691.73)	1,277.78	1.0114	152	0.42	0.0039
92818NGL6	124605	MUNI: VA STATE	11/20/2019	11/01/2024	2.200	2.101	115,000.00	118,029.04	(532.45)	217.86	1.0046	1,614	4.23	0.2058
VP4560000	124596	Wells Fargo	11/04/2019	06/01/2020	0.060	0.060	605,312.26	605,312.26	0.00	53.26	1.0000	0	0.00	0.0000
					2.704	1.593	4,105,312.26	4,198,552.92	(68,428.83)	18,278.06	1.0167	323	0.86	0.0222
STN Pool Summary					1.725	1.426	23,520,965.10	23,880,111.99	(125,899.55)	61,833.01	1.0054	295	0.80	0.0164
STANTON II - 2017A D/S														
X9X9USDAC	123460	MORGAN STANLEY LIQ	03/12/2019	06/01/2020	0.010	0.010	350,182.07	350,182.07	0.00	2.55	1.0000	0	0.00	0.0000
					0.010	0.010	350,182.07	350,182.07	0.00	2.55	1.0000	0	0.00	0.0000
STANTON II 2017B D/S														
0347M2HM1	125030	CP: Anglesea Funding	04/23/2020	08/21/2020	0.000	0.802	2,000,000.00	1,998,581.34	5,333.33	0.00	0.9973	81	0.22	0.0016
0347M2JB3	125052	CP: Anglesea Funding	05/14/2020	09/11/2020	0.000	0.300	600,000.00	599,384.64	600.00	0.00	0.9990	102	0.28	0.0022
X9X9USDAC	123461	MORGAN STANLEY LIQ	03/12/2019	06/01/2020	0.010	0.010	822,090.90	822,090.90	0.00	6.14	1.0000	0	0.00	0.0000
					0.002	0.524	3,422,090.90	3,420,056.88	5,933.33	6.14	0.9983	65	0.18	0.0013
Stanton II Contingency														
3132X02W0	122213	FAMCA	06/29/2018	06/29/2021	2.750	2.750	200,000.00	207,884.22	0.00	2,306.94	1.0000	393	1.06	0.0177
VP4560000	124593	Wells Fargo	11/04/2019	06/01/2020	0.060	0.060	917,928.75	917,928.75	0.00	62.98	1.0000	0	0.00	0.0000
					0.541	0.541	1,117,928.75	1,125,812.97	0.00	2,369.92	1.0000	70	0.19	0.0032
Stanton II Debt Service 2009A														
X9X9USDAC	123457	MORGAN STANLEY LIQ	03/12/2019	06/01/2020	0.010	0.010	374,337.18	374,337.18	0.00	2.90	1.0000	0	0.00	0.0000
					0.010	0.010	374,337.18	374,337.18	0.00	2.90	1.0000	0	0.00	0.0000

Investment Report

June 1, 2020

<u>CUSIP</u>	<u>ContNo</u>	<u>Issuer</u>	<u>Purchase Date</u>	<u>Maturity Date</u>	<u>Coupon</u>	<u>Yield to Maturity</u>	<u>Current Par</u>	<u>Market Value</u>	<u>(Premium)/Discount</u>	<u>Accrued Interest</u>	<u>Original Cost</u>	<u>Days To Maturity</u>	<u>Duration</u>	<u>Convexity</u>
Stanton II Debt Service 2012														
05990CJW5	125066	CP: BCI MIAMI	05/27/2020	09/30/2020	0.000	0.481	1,000,000.00	998,667.68	1,680.00	0.00	0.9983	121	0.33	0.0027
63873JJJ0	125025	CP: NATIXIS NY	04/21/2020	09/18/2020	0.000	0.883	2,000,000.00	1,997,729.01	7,333.33	0.00	0.9963	109	0.30	0.0024
X9X9USDAC	123459	MORGAN STANLEY LIQ	03/12/2019	06/01/2020	0.010	0.010	935,022.62	935,022.62	0.00	11.26	1.0000	0	0.00	0.0000
					0.002	0.573	3,935,022.62	3,931,419.31	9,013.33	11.26	0.9977	86	0.24	0.0019
Stanton II Debt Service Reserve 2012														
05990CJW5	125067	CP: BCI MIAMI	05/27/2020	09/30/2020	0.000	0.481	1,500,000.00	1,498,001.52	2,520.00	0.00	0.9983	121	0.33	0.0027
31315PZS1	121338	FAMCA	11/15/2017	01/24/2023	2.130	2.140	300,000.00	316,295.75	153.00	2,254.25	0.9995	967	2.57	0.0825
9128285B2	124415	US Treasury	09/24/2019	09/30/2020	2.750	1.830	2,000,000.00	2,026,694.00	(17,841.42)	9,625.00	1.0089	121	0.33	0.0028
94988J5N3	123212	Wells Fargo	02/11/2019	01/15/2021	2.600	2.900	500,000.00	512,475.57	2,800.00	4,911.11	0.9944	228	0.62	0.0075
X9X9USDAC	123458	MORGAN STANLEY LIQ	03/12/2019	06/01/2020	0.010	0.010	207,619.29	207,619.29	0.00	10.58	1.0000	0	0.00	0.0000
					1.651	1.437	4,507,619.29	4,561,086.13	(12,368.42)	16,800.94	1.0027	184	0.50	0.0085

Investment Report

June 1, 2020

<u>CUSIP</u>	<u>ContNo</u>	<u>Issuer</u>	<u>Purchase Date</u>	<u>Maturity Date</u>	<u>Coupon</u>	<u>Yield to Maturity</u>	<u>Current Par</u>	<u>Market Value</u>	<u>(Premium)/Discount</u>	<u>Accrued Interest</u>	<u>Original Cost</u>	<u>Days To Maturity</u>	<u>Duration</u>	<u>Convexity</u>
Stanton II General Reserve														
00850USM7	125085	CP: AGRI BK NY	05/29/2020	05/21/2021	0.000	0.756	1,000,000.00	993,604.74	7,338.33	0.00	0.9927	354	0.97	0.0141
02007GKL6	123888	CD: ALLY BK	06/27/2019	06/27/2022	2.250	2.250	249,000.00	261,861.79	0.00	2,409.84	1.0000	756	2.02	0.0535
02587DS66	124131	CD: American Express	08/28/2019	05/24/2022	2.400	1.949	245,000.00	255,708.40	(2,920.40)	128.88	1.0119	722	1.94	0.0494
035771W67	123871	MUNI: CITY ANNAPOLIS	06/25/2019	08/01/2026	2.901	2.482	360,000.00	396,536.40	(9,756.00)	3,481.20	1.0271	2,252	5.69	0.3628
05567LT31	123967	CORP: BNP PARIBAS	07/15/2019	01/15/2021	5.000	2.314	2,000,000.00	2,097,873.43	(78,760.00)	37,777.78	1.0394	228	0.61	0.0077
06740KKU0	123869	CD: BARCLAYS	06/25/2019	09/21/2020	1.950	2.195	200,000.00	201,724.32	618.00	769.32	0.9969	112	0.31	0.0025
14042RMC2	123874	CD: CAPITAL 1 NA	06/26/2019	06/26/2023	2.250	2.250	249,000.00	266,356.26	0.00	2,425.19	1.0000	1,120	2.96	0.1068
14042TAX5	123873	CD: CAPITAL 1 NA	06/26/2019	06/26/2023	2.250	2.250	249,000.00	266,356.26	0.00	2,425.19	1.0000	1,120	2.96	0.1068
15118RRP4	124230	CD: CELTIC BANK	08/30/2019	08/30/2027	2.000	2.000	250,000.00	276,810.38	0.00	27.40	1.0000	2,646	6.77	0.5063
17312QM97	124132	CD: Citibank	08/28/2019	06/15/2022	3.100	1.949	245,000.00	262,879.20	(7,634.20)	3,516.59	1.0312	744	1.96	0.0516
254673ZL3	124129	CD: Discover Bank	08/28/2019	06/26/2026	2.650	2.200	250,000.00	285,030.81	(7,092.50)	2,867.81	1.0284	2,216	5.62	0.3558
3130AABG2	120330	FHLB	04/27/2017	11/29/2021	1.875	1.867	500,000.00	512,702.08	(178.00)	52.08	1.0004	546	1.48	0.0304
3130AH2Z5	124283	FHLB	09/20/2019	09/16/2020	1.750	1.863	1,000,000.00	1,007,020.83	1,099.99	3,645.83	0.9989	107	0.29	0.0023
3133EJCE7	121937	FFCB	04/19/2018	02/12/2021	2.350	2.610	250,000.00	255,335.07	1,757.50	1,778.82	0.9930	256	0.70	0.0088
3133ELZY3	125064	FFCB	05/27/2020	05/20/2024	0.640	0.653	1,000,000.00	1,010,328.54	500.00	195.56	0.9995	1,449	3.92	0.1765
3134GVZS0	125078	FHLMC	05/28/2020	05/28/2025	0.900	0.900	1,000,000.00	1,020,104.39	0.00	75.00	1.0000	1,822	4.89	0.2684
3137EAEC9	120336	FHLMC	04/27/2017	08/12/2021	1.125	1.845	500,000.00	507,200.63	14,800.00	1,703.13	0.9704	437	1.19	0.0209
3137EAEL9	122322	FHLMC	07/30/2018	02/16/2021	2.375	2.815	750,000.00	766,377.81	8,062.50	5,096.35	0.9893	260	0.71	0.0090
38149MBW2	123875	CD: GOLDMAN SACHS	06/26/2019	06/26/2023	2.350	2.350	249,000.00	267,223.88	0.00	2,532.98	1.0000	1,120	2.95	0.1066
404280BA6	124985	CORP: HSBC	03/11/2020	05/25/2023	3.600	1.650	1,000,000.00	1,101,716.71	(60,620.00)	500.00	1.0606	1,088	2.86	0.1004
438670Q79	124456	MUNI: CTY HONOLULU	10/16/2019	11/01/2022	2.512	1.721	750,000.00	778,753.58	(17,325.00)	1,622.33	1.0231	883	2.36	0.0700
4423315T7	124242	MUNI: HOUSTON	09/10/2019	03/01/2024	1.950	1.845	500,000.00	508,575.00	(2,255.00)	2,437.50	1.0045	1,369	3.62	0.1535
44329MAH6	124227	CD: HSBC Bank	08/29/2019	08/28/2023	2.000	2.000	250,000.00	252,445.17	0.00	1,287.67	1.0000	1,183	3.14	0.1177
45506DWT8	123872	MUNI: INDIANA STATE	06/25/2019	07/01/2027	2.816	2.532	950,000.00	1,015,709.92	(19,475.00)	11,146.67	1.0205	2,586	6.46	0.4609
459200HP9	123963	CORP: IBM	07/15/2019	08/01/2023	3.375	2.423	500,000.00	555,623.25	(18,235.00)	5,625.00	1.0365	1,156	3.01	0.1111
48128H6D5	124229	CD: JPM Chase Bank	08/30/2019	08/31/2024	2.100	2.100	250,000.00	269,060.37	0.00	1,326.77	1.0000	1,552	4.08	0.1935
61760AV55	124127	CD: MORGAN	08/28/2019	08/22/2024	2.000	2.000	250,000.00	268,002.09	0.00	1,369.86	1.0000	1,543	4.06	0.1912
64966MEB1	124124	MUNI: NYC	08/28/2019	08/01/2027	2.520	2.128	300,000.00	312,648.00	(8,526.00)	2,520.00	1.0284	2,617	6.60	0.4792
64966MGL7	123854	MUNI: NYC Trans Fin	06/21/2019	12/01/2024	2.900	2.355	2,875,000.00	3,044,840.63	(79,522.50)	41,687.50	1.0277	1,644	4.21	0.2061
64990AKS3	124122	MUNI: NYSHGR	08/28/2019	03/15/2022	2.950	1.872	160,000.00	165,363.63	(4,227.20)	1,000.43	1.0264	652	1.74	0.0410
67869TAD7	123970	MUNI: OKL CNTY SD	07/15/2019	06/01/2024	2.650	2.260	1,000,000.00	1,057,420.00	(17,870.00)	26,500.00	1.0179	1,461	3.74	0.1664
68607VT54	123966	MUNI: OREGON LOTTERY	07/15/2019	04/01/2025	2.946	2.270	1,000,000.00	1,064,461.83	(35,860.00)	4,991.83	1.0359	1,765	4.54	0.2358
73474TAR1	123965	MUNI: PORT OF MORROW	07/15/2019	09/01/2025	2.302	2.423	500,000.00	522,538.94	3,435.00	2,941.44	0.9931	1,918	4.97	0.2789
73723RH6	124121	MUNI: CITY OF PORTS	08/28/2019	02/01/2027	2.000	1.967	500,000.00	518,784.18	(1,140.00)	3,324.18	1.0023	2,436	6.26	0.4331

Investment Report

June 1, 2020

<u>CUSIP</u>	<u>ContNo</u>	<u>Issuer</u>	<u>Purchase Date</u>	<u>Maturity Date</u>	<u>Coupon</u>	<u>Yield to Maturity</u>	<u>Current Par</u>	<u>Market Value</u>	<u>(Premium)/Discount</u>	<u>Accrued Interest</u>	<u>Original Cost</u>	<u>Days To Maturity</u>	<u>Duration</u>	<u>Convexity</u>
Stanton II General Reserve (Continued)														
7954503Q6	123877	CD: SALLIE MAE	06/26/2019	06/27/2022	2.250	2.248	249,000.00	259,217.24	0.00	2,409.84	1.0000	756	2.02	0.0533
88213AGC3	124126	MUNI: TEXAS A&M UNIV	08/28/2019	05/15/2027	2.508	2.058	100,000.00	105,986.36	(3,175.00)	115.86	1.0318	2,539	6.46	0.4601
88213AHL2	123968	MUNI: TEXAS A&M UNIV	07/15/2019	05/15/2024	2.884	2.215	500,000.00	537,275.94	(15,195.00)	680.94	1.0304	1,444	3.77	0.1666
9128285G1	124696	US Treasury	11/26/2019	10/31/2020	2.875	1.631	500,000.00	506,901.78	(5,691.73)	1,277.78	1.0114	152	0.42	0.0039
912828PC8	122320	US Treasury	07/30/2018	11/15/2020	2.625	2.732	1,000,000.00	1,012,460.64	2,382.81	1,212.64	0.9976	167	0.46	0.0044
912828QN3	111818	US Treasury	05/20/2011	05/15/2021	3.125	3.208	500,000.00	514,675.81	3,515.60	721.81	0.9930	348	0.95	0.0144
912828W89	121938	US Treasury	04/19/2018	03/31/2022	1.875	2.624	1,050,000.00	1,085,936.69	29,326.17	3,370.41	0.9721	668	1.80	0.0432
94974BFR6	124975	CORP: WELLS FARGO	02/18/2020	01/22/2021	3.000	1.671	1,200,000.00	1,234,698.22	(14,616.00)	12,900.00	1.0122	235	0.64	0.0079
949763RK4	124130	CD: WELLS FARGO	08/28/2019	06/14/2022	3.100	1.949	245,000.00	259,724.40	(7,663.60)	374.55	1.0313	743	1.97	0.0516
VP4560000	124594	Wells Fargo	11/04/2019	06/01/2020	0.060	0.060	544,739.73	544,739.73	0.00	199.43	1.0000	0	0.00	0.0000
					2.471	2.012	27,219,739.73	28,408,595.33	(344,902.23)	202,453.39	1.0127	1,053	2.74	0.1304
Stanton II O&M														
3130AD4X7	121509	FHLB	12/29/2017	12/11/2020	2.000	2.050	500,000.00	509,216.78	715.00	4,726.78	0.9986	193	0.52	0.0058
3130AD4X7	121510	FHLB	12/29/2017	12/11/2020	2.000	2.050	500,000.00	509,216.78	715.00	4,726.78	0.9986	193	0.52	0.0058
3130AH5P4	124323	FHLB	09/27/2019	09/24/2020	1.875	1.797	1,000,000.00	1,007,549.58	(760.00)	3,489.58	1.0008	115	0.31	0.0026
3132X02W0	122214	Great Pacific	06/29/2018	06/29/2021	2.750	2.750	2,500,000.00	2,598,552.78	0.00	28,836.81	1.0000	393	1.06	0.0177
9128282F6	124029	US Treasury	07/25/2019	08/31/2021	1.125	1.314	1,500,000.00	1,521,698.36	5,859.37	4,264.61	0.9961	456	1.24	0.0224
N/A	123724	STANTON II SBA	05/24/2019	06/01/2020	0.670	0.670	2,687,649.38	2,687,649.38	0.00	1,850.31	1.0000	0	0.00	0.0000
VP4560000	124613	Wells Fargo	11/21/2019	06/01/2020	0.060	0.060	3,291,593.17	3,291,593.17	0.00	187.18	1.0000	0	0.00	0.0000
					1.205	1.226	11,979,242.55	12,125,476.83	6,529.37	48,082.05	0.9995	165	0.45	0.0072
Stanton II R&R														
3130AF5B9	124461	Wells Fargo	10/15/2019	10/12/2021	3.000	1.589	550,000.00	573,206.33	(15,154.60)	2,200.00	1.0276	498	1.34	0.0260
46625HRT9	123892	JP MORGAN SEC	06/27/2019	06/07/2021	2.400	2.250	500,000.00	517,129.67	(1,415.00)	5,800.00	1.0028	371	1.00	0.0162
9128285G1	124694	US Treasury	11/26/2019	10/31/2020	2.875	1.631	600,000.00	608,282.13	(6,830.06)	1,533.33	1.0114	152	0.42	0.0039
VP4560000	124595	Wells Fargo	11/04/2019	06/01/2020	0.060	0.060	1,022,933.83	1,022,933.83	0.00	77.75	1.0000	0	0.00	0.0000
					1.735	1.137	2,672,933.83	2,721,551.96	(23,399.66)	9,611.08	1.0088	206	0.56	0.0093
STN2 Pool Summary					1.699	1.505	55,579,096.92	57,018,518.66	(359,194.28)	279,340.23	1.0065	588	1.54	0.0668
Tri City Contingency														
419792KE5	124474	MUNI: HAWAII ST GO	10/28/2019	10/01/2021	1.934	1.673	500,000.00	505,133.53	(2,445.00)	1,638.53	1.0049	487	1.32	0.0249
44244CTD9	124473	MUNI HOUSTON UTILITY	10/28/2019	11/15/2020	2.810	1.745	300,000.00	302,538.58	(3,222.00)	398.08	1.0107	167	0.46	0.0044
914745FV1	124577	Muni Univ of Alabama	11/06/2019	10/01/2021	4.000	1.711	205,000.00	215,106.04	(8,747.35)	1,389.44	1.0427	487	1.30	0.0250
VP4560000	124597	Wells Fargo	11/04/2019	06/01/2020	0.060	0.060	99,113.72	99,113.72	0.00	7.95	1.0000	0	0.00	0.0000
					2.387	1.555	1,104,113.72	1,121,891.87	(14,414.35)	3,434.00	1.0131	356	0.96	0.0171

Investment Report

June 1, 2020

<u>CUSIP</u>	<u>ContNo</u>	<u>Issuer</u>	<u>Purchase Date</u>	<u>Maturity Date</u>	<u>Coupon</u>	<u>Yield to Maturity</u>	<u>Current Par</u>	<u>Market Value</u>	<u>(Premium)/Discount</u>	<u>Accrued Interest</u>	<u>Original Cost</u>	<u>Days To Maturity</u>	<u>Duration</u>	<u>Convexity</u>
Tri City General Reserve														
31677QBG3	124442	CORP: Fifth Third	10/16/2019	06/14/2021	2.250	2.055	500,000.00	515,926.86	(1,576.22)	5,156.25	1.0032	378	1.02	0.0167
9128285G1	124700	US Treasury	11/26/2019	10/31/2020	2.875	1.631	100,000.00	101,380.36	(1,138.35)	255.56	1.0114	152	0.42	0.0039
VP4560000	124598	Wells Fargo	11/04/2019	06/01/2020	0.060	0.060	54,680.46	54,680.46	0.00	4.49	1.0000	0	0.00	0.0000
					2.163	1.824	654,680.46	671,987.68	(2,714.57)	5,416.30	1.0041	312	0.84	0.0133
Tri City O&M														
00850UKN3	124470	Vining Sparks	10/25/2019	10/22/2020	0.000	2.096	350,000.00	349,393.56	7,164.21	0.00	0.9795	143	0.39	0.0035
N/A	123486	TRI CITY SBA	04/18/2019	06/01/2020	0.670	0.670	706,056.57	706,056.57	0.00	486.09	1.0000	0	0.00	0.0000
VP4560000	124614	Wells Fargo	11/21/2019	06/01/2020	0.060	0.060	825,246.43	825,246.43	0.00	41.13	1.0000	0	0.00	0.0000
					0.278	0.668	1,881,303.00	1,880,696.56	7,164.21	527.22	0.9962	27	0.07	0.0006
Tri City R&R														
196707B85	124471	MUNI COLORADO ST BRD	10/25/2019	03/01/2021	3.172	1.770	215,000.00	219,800.14	(3,994.70)	1,742.84	1.0186	273	0.74	0.0097
31422BNE6	124463	FAMCA	10/25/2019	10/21/2021	1.600	1.631	185,000.00	188,490.54	112.66	328.89	0.9994	507	1.38	0.0268
46625HHU7	124441	OPPENHEIMER	10/16/2019	10/15/2020	4.250	1.981	400,000.00	408,268.54	(8,920.00)	2,172.22	1.0223	136	0.37	0.0033
53944QFJ4	124608	CP: LMA Americas	11/21/2019	06/18/2020	0.000	1.850	300,000.00	299,981.41	3,202.50	0.00	0.9893	17	0.05	0.0003
9128285G1	124698	US Treasury	11/26/2019	10/31/2020	2.875	1.631	300,000.00	304,141.07	(3,415.03)	766.67	1.0114	152	0.42	0.0039
VP4560000	124578	Wells Fargo	11/04/2019	06/01/2020	0.060	0.060	220,780.81	220,780.81	0.00	19.01	1.0000	0	0.00	0.0000
					2.193	1.562	1,620,780.81	1,641,462.51	(13,014.57)	5,029.63	1.0080	159	0.43	0.0059
TRI Pool Summary					1.545	1.273	5,260,877.99	5,316,038.62	(22,979.28)	14,407.15	1.0044	172	0.47	0.0073
Open Investments					1.068	2.589	418,083,008.12	425,163,919.92	(545,359.70)	1,142,595.07	1.0013	364	0.92	0.0526