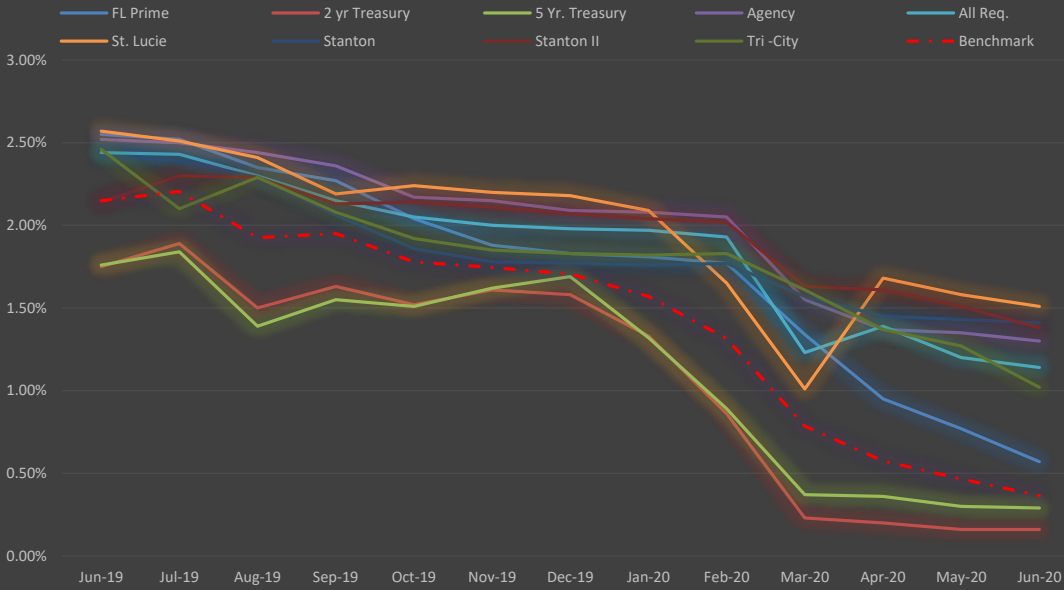
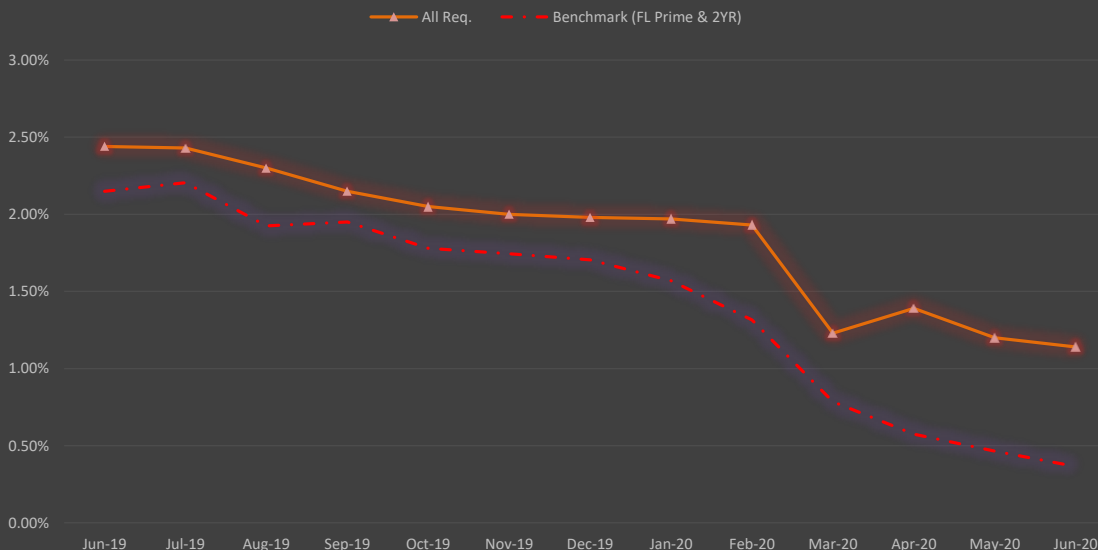


**FMPA BOD Projects Total Weighted Average Yield vs.
Florida Prime and 2 YR & 5YR Treasury
(JUN 2019 - JUN 2020)**



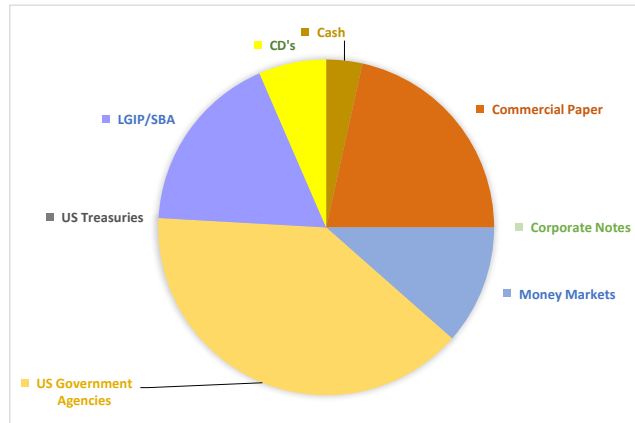
Month	FL Prime	2 yr Treasury	5 Yr. Treasury	Agency	All Req.	St. Lucie	Stanton	Stanton II	Tri -City
6/30/2019	2.55%	1.75%	1.76%	2.52%	2.44%	2.57%	2.42%	2.14%	2.46%
7/31/2019	2.52%	1.89%	1.84%	2.50%	2.43%	2.51%	2.39%	2.30%	2.10%
8/31/2019	2.35%	1.50%	1.39%	2.44%	2.30%	2.41%	2.29%	2.29%	2.29%
9/30/2019	2.27%	1.63%	1.55%	2.36%	2.15%	2.19%	2.06%	2.13%	2.08%
10/31/2019	2.04%	1.52%	1.51%	2.17%	2.05%	2.24%	1.86%	2.14%	1.92%
11/30/2019	1.88%	1.61%	1.62%	2.15%	2.00%	2.20%	1.78%	2.11%	1.85%
12/31/2019	1.83%	1.58%	1.69%	2.09%	1.98%	2.18%	1.77%	2.07%	1.83%
1/31/2020	1.81%	1.33%	1.32%	2.08%	1.97%	2.09%	1.76%	2.04%	1.82%
2/29/2020	1.77%	0.86%	0.89%	2.05%	1.93%	1.65%	1.77%	2.02%	1.83%
3/31/2020	1.34%	0.23%	0.37%	1.55%	1.23%	1.01%	1.57%	1.63%	1.61%
4/30/2020	0.95%	0.20%	0.36%	1.37%	1.39%	1.68%	1.45%	1.61%	1.37%
5/31/2020	0.77%	0.16%	0.30%	1.35%	1.20%	1.58%	1.43%	1.51%	1.27%
6/30/2020	0.57%	0.16%	0.29%	1.30%	1.14%	1.51%	1.41%	1.38%	1.02%

**FMPA All-Requirements Total Weighted Average Yield vs.
Florida Prime and 2 Year Treasury
(JUN 2019 - JUN 2020)**

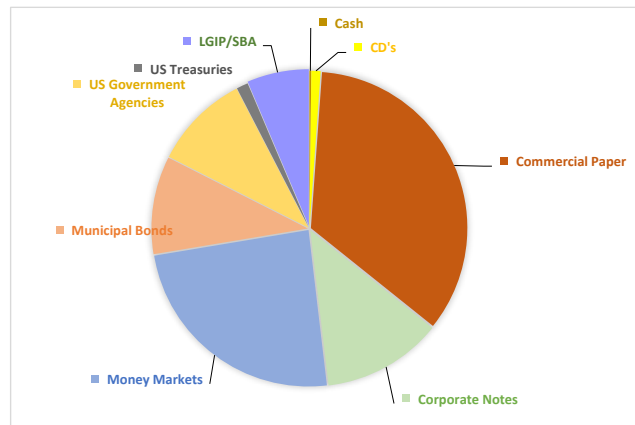


Investment Diversification by Type
June 30, 2020

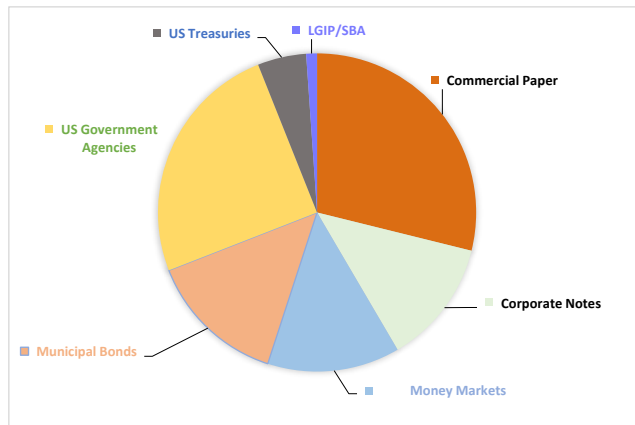
Agency Issuer	Market Value	Percentage
Cash	403,138.80	3.47%
Commercial Paper	2,499,532.97	21.54%
Corporate Notes	0.00	0.00%
Money Markets	1,333,588.08	11.49%
US Government Agencies	4,571,968.06	39.39%
US Treasuries	0.00	0.00%
LGIP/SBA	2,042,762.19	17.60%
CD's	754,947.46	6.50%
TOTAL	11,605,937.56	100.00%



All-Requirements Issuer	Market Value	Percentage
Cash	285,394.82	0.18%
CD's	1,478,000.00	0.96%
Commercial Paper	53,550,000.00	34.61%
Corporate Notes	19,147,000.00	12.37%
Money Markets	37,518,737.95	24.25%
Municipal Bonds	15,635,000.00	10.10%
US Government Agencies	15,370,000.00	9.93%
US Treasuries	1,850,000.00	1.20%
LGIP/SBA	9,892,923.84	6.39%
TOTAL	154,727,056.61	100.00%



* St. Lucie Issuer	Market Value	Percentage
Cash	125,000.00	0.14%
Commercial Paper	26,670,040.53	28.83%
Corporate Notes	11,720,121.81	12.67%
Money Markets	12,440,097.05	13.45%
Municipal Bonds	12,987,253.87	14.04%
US Government Agencies	22,989,734.61	24.85%
US Treasuries	4,562,735.79	4.93%
LGIP/SBA	1,019,455.65	1.10%
Total	92,514,439.31	100.00%

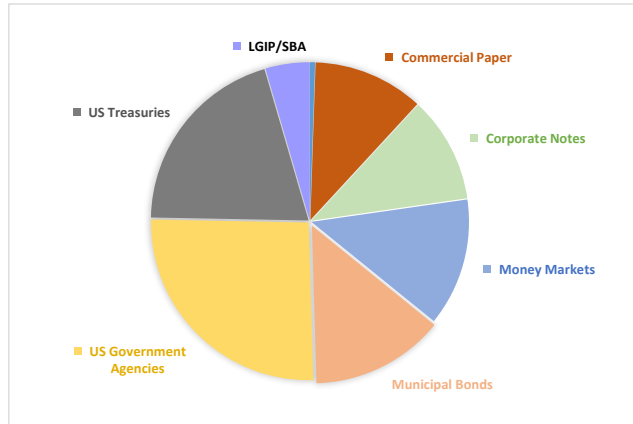


* - Investments held under the Forward Delivery Agreements in the St. Lucie Project are exempt from diversification process.

Investment Diversification by Type
June 30, 2020

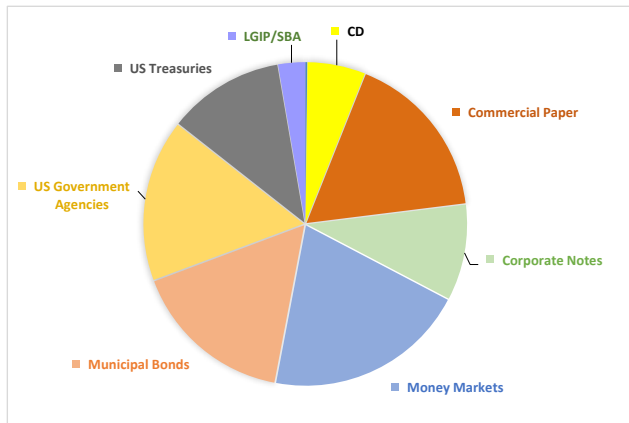
Stanton

Issuer	Market Value	Percentage
Cash	125,000.00	0.53%
Commercial Paper	2,681,822.40	11.33%
Corporate Notes	2,572,007.09	10.87%
Money Markets	3,103,437.71	13.11%
Municipal Bonds	3,241,633.81	13.70%
US Government Agencies	6,099,151.28	25.77%
US Treasuries	4,775,538.94	20.18%
LGIP/SBA	1,069,513.94	4.52%
Total	23,668,105.17	100.00%



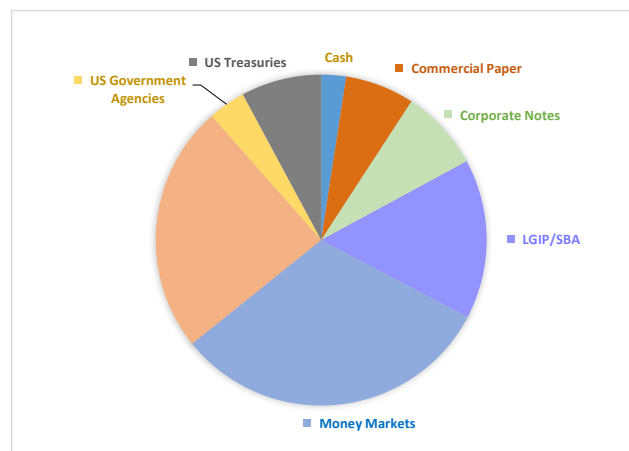
Stanton II

Issuer	Market Value	Percentage
Cash	125,000.00	0.20%
CD	3,634,590.66	5.84%
Commercial Paper	10,583,123.43	16.99%
Corporate Notes	6,015,611.46	9.66%
Money Markets	12,642,935.67	20.30%
Municipal Bonds	10,157,455.89	16.31%
US Government Agencies	10,155,943.34	16.31%
US Treasuries	7,278,644.65	11.69%
LGIP/SBA	1,688,607.96	2.71%
Total	62,281,913.06	100.00%



Tri-City

Issuer	Market Value	Percentage
Cash	125,000.00	2.42%
Commercial Paper	349,652.14	6.77%
Corporate Notes	408,328.64	7.91%
LGIP/SBA	806,437.34	15.62%
Money Markets	1,627,361.66	31.51%
Municipal Bonds	1,252,998.25	24.26%
US Government Agencies	188,767.74	3.66%
US Treasuries	405,566.56	7.85%
Total	5,164,112.33	100.00%



Investment Report

July 1, 2020

CUSIP	ContNo	Issuer	Purchase Date	Maturity Date	Coupon	Yield to Maturity	Current Par	Market Value	(Premium)/Discount	Accrued Interest	Original Cost	Days To Maturity	Duration	Convexity
Agency O&M														
0347M2H33	125038	CP: Anglesea Funding	04/29/2020	08/03/2020	0.000	0.651	500,000.00	499,925.62	866.67	0.00	0.9983	33	0.09	0.0005
23204HJE9	125037	CD: CUSTOMERS BANK	04/29/2020	07/30/2020	0.450	0.454	250,000.00	250,133.89	0.00	194.18	1.0000	29	0.08	0.0005
3132X0T84	123046	FAMCA	04/30/2018	04/19/2021	2.650	2.745	2,500,000.00	2,563,075.00	6,750.00	13,250.00	0.9973	292	0.79	0.0108
3135G04B6	125042	FNMA	04/30/2020	04/28/2023	0.625	0.625	1,000,000.00	1,000,351.39	0.00	1,076.39	1.0000	1,031	2.80	0.0941
3137EAEK1	121750	FHLMC	02/28/2018	11/17/2020	1.875	2.397	1,000,000.00	1,008,541.67	13,780.00	2,291.67	0.9862	139	0.38	0.0033
60680AGX0	125046	CP: Mitsubishi Intl	04/30/2020	07/31/2020	0.000	0.932	1,000,000.00	999,871.08	2,376.67	0.00	0.9976	30	0.08	0.0005
87270LBS1	124438	CD: TIAA FSB	10/16/2019	08/04/2021	2.750	1.847	245,000.00	254,576.14	(3,885.70)	2,731.92	1.0159	399	1.07	0.0181
89233GHJ8	125022	CP: Toyota Motor	04/20/2020	08/18/2020	0.000	1.487	1,000,000.00	999,736.27	4,933.33	0.00	0.9951	48	0.13	0.0008
940637MN8	125049	CD: Washington Trust	05/01/2020	10/01/2020	0.400	0.335	250,000.00	250,237.43	0.00	167.12	1.0000	92	0.25	0.0019
N/A	123628	AGENCY SBA	05/10/2019	07/01/2020	0.530	0.530	2,042,762.19	2,042,762.19	0.00	1,012.40	1.0000	0	0.00	0.0000
VP4560000	124711	Wells Fargo	11/26/2019	07/01/2020	0.060	0.060	1,333,588.08	1,333,588.08	0.00	35.62	1.0000	0	0.00	0.0000
					1.005	1.299	11,121,350.27	11,202,798.76	24,820.97	20,759.30	0.9978	191	0.52	0.0118
AGN Pool Summary					1.005	1.299	11,121,350.27	11,202,798.76	24,820.97	20,759.30	0.9978	191	0.52	0.0118
All Requirements Construction 2013A														
3773E2JG5	125035	CP: Glaxosmithkline	04/23/2020	09/16/2020	0.000	1.095	1,000,000.00	999,430.16	4,420.54	0.00	0.9956	77	0.21	0.0015
N/A	116079	Goldman Sachs M-Mkt	09/17/2013	07/01/2020	0.010	0.010	1,735,436.03	1,735,436.03	0.00	4.26	1.0000	0	0.00	0.0000
					0.006	0.407	2,735,436.03	2,734,866.19	4,420.54	4.26	0.9984	28	0.08	0.0005
All Requirements Contingency														
3130A0XD7	121859	FHLB	03/19/2018	03/12/2021	2.375	2.514	800,000.00	817,920.78	3,184.00	5,752.78	0.9960	254	0.69	0.0087
79642B3M3	120585	MUNI: SANWTR	06/20/2017	05/15/2023	5.000	1.390	270,000.00	303,509.40	(55,047.60)	1,725.00	1.2039	1,048	2.71	0.0916
VP4560000	124582	Wells Fargo	11/04/2019	07/01/2020	0.060	0.060	281,226.44	281,226.44	0.00	14.53	1.0000	0	0.00	0.0000
					2.418	1.779	1,351,226.44	1,402,656.62	(51,863.60)	7,492.31	1.0384	360	0.95	0.0235
All Requirements Debt Service 2015B														
16536HJW2	125101	CP: CHESHAM FINANCE	06/11/2020	09/30/2020	0.000	0.240	1,000,000.00	999,242.88	740.00	0.00	0.9993	91	0.25	0.0019
36955DHX1	125010	CP: General Dynamics	04/14/2020	08/31/2020	0.000	2.064	1,600,000.00	1,599,388.43	12,479.11	0.00	0.9922	61	0.17	0.0011
3773E2JG5	125034	CP: Glaxosmithkline	04/23/2020	09/16/2020	0.000	1.095	1,000,000.00	999,430.16	4,420.56	0.00	0.9956	77	0.21	0.0015
62455AJR9	125076	CP: Mountcliff Fund	05/27/2020	09/25/2020	0.000	0.431	1,000,000.00	999,312.72	1,445.28	0.00	0.9986	86	0.24	0.0017
N/A	118434	Goldman Sachs M-Mkt	01/28/2016	07/01/2020	0.010	0.010	1,332,854.63	1,332,854.63	0.00	8.10	1.0000	0	0.00	0.0000
					0.002	0.857	5,932,854.63	5,930,228.82	19,084.95	8.10	0.9968	59	0.16	0.0012

Investment Report

July 1, 2020

<u>CUSIP</u>	<u>ContNo</u>	<u>Issuer</u>	<u>Purchase Date</u>	<u>Maturity Date</u>	<u>Coupon</u>	<u>Yield to Maturity</u>	<u>Current Par</u>	<u>Market Value</u>	<u>(Premium)/Discount</u>	<u>Accrued Interest</u>	<u>Original Cost</u>	<u>Days To Maturity</u>	<u>Duration</u>	<u>Convexity</u>
ALL REQUIREMENTS DEBT SERVICE 2016A														
2284K0JA4	125103	CROWNPOINTCA P	06/11/2020	09/10/2020	0.000	0.250	5,500,000.00	5,497,264.05	3,475.72	0.00	0.9994	71	0.19	0.0013
2546R2J98	125013	CP: WALT DISNEY	04/15/2020	09/09/2020	0.000	1.763	5,000,000.00	4,997,569.15	35,729.20	0.00	0.9929	70	0.19	0.0013
40434PH33	125028	CORP: HSBC	04/22/2020	08/03/2020	0.000	0.953	4,000,000.00	3,999,404.97	10,872.24	0.00	0.9973	33	0.09	0.0005
62455AJR9	125077	CP: Mountcliff Fund	05/27/2020	09/25/2020	0.000	0.431	4,000,000.00	3,997,250.88	5,781.11	0.00	0.9986	86	0.24	0.0017
62479LJW6	125011	CP: MUFG Bank	04/15/2020	09/30/2020	0.000	1.106	5,000,000.00	4,996,211.54	25,666.70	0.00	0.9949	91	0.25	0.0019
89233GWJ7	125014	CP: Toyota Motor	04/15/2020	09/30/2020	0.000	1.592	5,000,000.00	4,996,211.54	36,866.70	0.00	0.9926	91	0.25	0.0019
N/A	118861	Goldman Sachs M-Mkt	05/12/2016	07/01/2020	0.010	0.010	5,648,674.84	5,648,674.84	0.00	31.47	1.0000	0	0.00	0.0000
					0.002	0.857	34,148,674.84	34,132,586.97	118,391.67	31.47	0.9965	62	0.17	0.0012
ALL REQUIREMENTS DEBT SERVICE 2017A														
N/A	120615	Goldman Sachs M-Mkt	06/30/2017	07/01/2020	0.010	0.010	876,808.86	876,808.86	0.00	5.53	1.0000	0	0.00	0.0000
					0.010	0.010	876,808.86	876,808.86	0.00	5.53	1.0000	0	0.00	0.0000
ALL REQUIREMENTS DEBT SERVICE 2017B														
36955DHX1	125009	CP: General Dynamics	04/14/2020	08/31/2020	0.000	2.064	750,000.00	749,713.33	5,849.58	0.00	0.9922	61	0.17	0.0011
N/A	120616	Goldman Sachs M-Mkt	06/30/2017	07/01/2020	0.010	0.010	1,303,480.72	1,303,480.72	0.00	9.08	1.0000	0	0.00	0.0000
					0.006	0.760	2,053,480.72	2,053,194.05	5,849.58	9.08	0.9972	22	0.06	0.0004
ALL REQUIREMENTS DEBT SERVICE 2018A														
N/A	122318	Goldman Sachs M-Mkt	07/26/2018	07/01/2020	0.010	0.010	533,806.65	533,806.65	0.00	3.37	1.0000	0	0.00	0.0000
					0.010	0.010	533,806.65	533,806.65	0.00	3.37	1.0000	0	0.00	0.0000
ALL REQUIREMENTS DEBT SERVICE 2019A														
04821THM0	125016	CP: ATLANTIC ASSET	04/15/2020	08/21/2020	0.000	1.124	3,000,000.00	2,999,128.68	11,946.69	0.00	0.9960	51	0.14	0.0009
62455AJR9	125075	CP: Mountcliff Fund	05/27/2020	09/25/2020	0.000	0.431	700,000.00	699,518.90	1,011.69	0.00	0.9986	86	0.24	0.0017
N/A	124837	Goldman Sachs M-Mkt	11/25/2019	07/01/2020	0.010	0.010	340,812.48	340,812.48	0.00	2.93	1.0000	0	0.00	0.0000
					0.001	0.910	4,040,812.48	4,039,460.06	12,958.38	2.93	0.9968	53	0.14	0.0010
ALL REQUIREMENTS DEBT SERVICE 2019B														
33621LEL3	125033	CD: First Savings Bk	04/23/2020	07/23/2020	0.750	0.748	249,000.00	249,455.17	0.00	353.03	1.0000	22	0.06	0.0003
73317AAH5	125023	CD: Popular Bank	04/21/2020	07/21/2020	0.750	0.748	249,000.00	249,456.84	0.00	363.27	1.0000	20	0.05	0.0003
N/A	124838	Goldman Sachs M-Mkt	11/25/2019	07/01/2020	0.010	0.010	718,580.16	718,580.16	0.00	5.10	1.0000	0	0.00	0.0000
					0.313	0.312	1,216,580.16	1,217,492.17	0.00	721.40	1.0000	9	0.02	0.0001

Investment Report

July 1, 2020

<u>CUSIP</u>	<u>ContNo</u>	<u>Issuer</u>	<u>Purchase Date</u>	<u>Maturity Date</u>	<u>Coupon</u>	<u>Yield to Maturity</u>	<u>Current Par</u>	<u>Market Value</u>	<u>(Premium)/Discount</u>	<u>Accrued Interest</u>	<u>Original Cost</u>	<u>Days To Maturity</u>	<u>Duration</u>	<u>Convexity</u>
All Requirements General Reserve														
372348BZ4	122077	CD: GENOA	02/28/2018	02/28/2023	2.550	2.550	245,000.00	259,994.69	0.00	34.23	1.0000	972	2.58	0.0831
87270LBF9	121723	CD: TIAA FSB	02/23/2018	02/23/2023	2.500	2.500	245,000.00	261,714.84	0.00	2,147.95	1.0000	967	2.56	0.0821
VP4560000	124710	Wells Fargo	11/25/2019	07/01/2020	0.060	0.060	3,172,800.64	3,172,800.64	0.00	45.27	1.0000	0	0.00	0.0000
					0.390	0.390	3,662,800.64	3,694,510.17	0.00	2,227.45	1.0000	130	0.34	0.0111
ALL REQUIREMENTS GENERAL RESERVE RPA														
00138CAD0	124256	CORP: AIG GLOBAL FDG	09/12/2019	07/02/2020	2.150	2.030	3,000,000.00	3,032,238.26	(2,823.35)	32,070.83	1.0009	1	0.00	0.0000
05990CG24	125017	CP: BCI MIAMI	04/17/2020	07/02/2020	0.000	1.203	2,000,000.00	1,999,995.50	5,066.66	0.00	0.9975	1	0.00	0.0000
40588LJW0	125097	CP: HALKIN FINANCE	06/11/2020	09/30/2020	0.000	0.240	2,000,000.00	1,998,485.77	1,480.00	0.00	0.9993	91	0.25	0.0019
45581BJW8	125095	CP: ICBC/NEW YORK	06/11/2020	09/30/2020	0.000	0.441	2,000,000.00	1,998,485.77	2,713.33	0.00	0.9986	91	0.25	0.0019
46625HHS2	124973	CORP: JP MORGAN	02/18/2020	07/22/2020	4.400	1.718	800,000.00	817,631.27	(9,152.00)	15,644.44	1.0114	21	0.06	0.0003
VP4560000	124584	Wells Fargo	11/04/2019	07/01/2020	0.060	0.060	1,101,536.32	1,101,536.32	0.00	92.14	1.0000	0	0.00	0.0000
					0.921	1.036	10,901,536.32	10,948,372.89	(2,715.36)	47,807.41	1.0002	35	0.10	0.0007

Investment Report

July 1, 2020

<u>CUSIP</u>	<u>ContNo</u>	<u>Issuer</u>	<u>Purchase Date</u>	<u>Maturity Date</u>	<u>Coupon</u>	<u>Yield to Maturity</u>	<u>Current Par</u>	<u>Market Value</u>	<u>(Premium)/Discount</u>	<u>Accrued Interest</u>	<u>Original Cost</u>	<u>Days To Maturity</u>	<u>Duration</u>	<u>Convexity</u>
All Requirements O&M														
02587DY85	124600	CORP: AMEX	10/01/2019	09/06/2022	2.400	2.000	247,000.00	260,973.31	(2,798.51)	1,900.21	1.0113	797	2.13	0.0587
05971RGQ1	124573	BANCO SANTANDER	10/31/2019	07/24/2020	0.000	1.896	5,000,000.00	4,999,562.07	69,345.85	0.00	0.9861	23	0.06	0.0004
254673MP8	125112	CD: Discover Bank	06/26/2020	02/22/2028	3.000	3.000	245,000.00	291,803.23	0.00	100.68	1.0000	2,792	6.96	0.5347
3130A0EN6	124747	FHLB	12/12/2019	12/10/2021	2.875	1.645	3,000,000.00	3,119,331.25	(72,108.00)	5,031.25	1.0240	527	1.42	0.0286
3130AD4X7	121507	FHLB	12/29/2017	12/11/2020	2.000	2.050	1,000,000.00	1,009,122.90	1,430.00	1,092.90	0.9986	163	0.45	0.0042
3132X02W0	122210	FAMCA	06/29/2018	06/29/2021	2.750	2.750	2,000,000.00	2,050,995.56	0.00	305.56	1.0000	363	0.99	0.0152
3133ELYU2	125113	FFCB	06/26/2020	08/11/2022	0.350	0.362	700,000.00	699,407.53	175.00	34.03	0.9998	771	2.10	0.0556
3134GBZF2	120852	FHLMC	07/27/2017	07/27/2020	1.770	1.770	2,000,000.00	2,017,193.33	0.00	15,143.33	1.0000	26	0.07	0.0004
3135G0Q89	125114	FNMA	06/26/2020	10/07/2021	1.375	1.751	1,000,000.00	1,015,420.97	4,730.00	190.97	0.9953	463	1.26	0.0229
404280BA6	125115	CORP: HSBC	06/26/2020	05/25/2023	3.600	1.525	500,000.00	549,793.69	(30,310.00)	250.00	1.0606	1,058	2.78	0.0955
4042Q1AE7	124257	CORP: HSBC	09/12/2019	08/24/2020	4.875	2.101	3,000,000.00	3,072,482.32	(77,850.00)	51,593.75	1.0260	54	0.15	0.0010
419792KE5	124475	MUNI: HAWAII ST GO	10/28/2019	10/01/2021	1.934	1.673	2,000,000.00	2,051,217.44	(9,780.00)	9,777.44	1.0049	457	1.24	0.0225
4913137B2	121196	MUNI: KY STATE	10/19/2017	02/01/2022	5.000	0.952	530,000.00	579,376.57	(89,835.00)	11,041.67	1.1695	580	1.52	0.0334
53944VAK5	124231	CORP: LLOYDS BANK	08/30/2019	08/17/2020	2.700	1.945	5,000,000.00	5,066,577.60	(35,850.00)	50,250.00	1.0072	47	0.13	0.0008
63873JPN4	125081	CP: NATIXIS NY	05/29/2020	02/22/2021	0.000	0.478	5,000,000.00	4,986,520.38	17,559.72	0.00	0.9965	236	0.65	0.0074
83369BT48	125089	CP: Societe Generale	06/08/2020	06/04/2021	0.000	0.523	1,000,000.00	995,150.53	5,214.44	0.00	0.9948	338	0.93	0.0131
8648136U9	124457	MUNI: SUFFOLKVA	10/17/2019	02/01/2023	1.937	1.859	1,000,000.00	1,043,320.83	(2,480.00)	8,070.83	1.0025	945	2.52	0.0793
912828B66	123230	US Treasury	02/21/2019	02/15/2024	2.750	2.554	1,480,000.00	1,630,775.41	(13,489.47)	15,318.41	1.0091	1,324	3.45	0.1425
949746RS2	124330	CORP: WELLS FARGO	09/27/2019	03/04/2021	2.500	2.020	2,000,000.00	2,047,809.38	(13,500.00)	16,250.00	1.0068	246	0.67	0.0084
949763NT9	125110	Wells Fargo	06/26/2020	02/28/2023	2.750	2.750	245,000.00	261,296.94	0.00	36.92	1.0000	972	2.57	0.0829
N/A	123726	All Req. SBA	05/24/2019	07/01/2020	0.530	0.530	9,892,923.84	9,892,923.84	0.00	6,498.70	1.0000	0	0.00	0.0000
VP4560000	124611	Wells Fargo	11/21/2019	07/01/2020	0.060	0.060	15,301,765.22	15,301,765.22	0.00	428.98	1.0000	0	0.00	0.0000
					1.237	1.107	62,141,689.06	62,942,820.30	(249,545.97)	193,315.63	1.0040	190	0.51	0.0133

Investment Report

July 1, 2020

<u>CUSIP</u>	<u>ContNo</u>	<u>Issuer</u>	<u>Purchase Date</u>	<u>Maturity Date</u>	<u>Coupon</u>	<u>Yield to Maturity</u>	<u>Current Par</u>	<u>Market Value</u>	<u>(Premium)/Discount</u>	<u>Accrued Interest</u>	<u>Original Cost</u>	<u>Days To Maturity</u>	<u>Duration</u>	<u>Convexity</u>
All Requirements R&R														
00850USM7	125082	CP: AGRI BK NY	05/29/2020	05/21/2021	0.000	0.756	1,000,000.00	995,535.74	7,338.33	0.00	0.9927	324	0.89	0.0122
196711PW9	124692	MUNI COLORADO ST COP	11/26/2019	09/01/2020	2.658	1.792	1,750,000.00	1,771,372.17	(11,305.00)	15,763.42	1.0065	62	0.17	0.0011
3130A3KM5	121512	FHLB	12/29/2017	12/09/2022	2.500	2.265	1,000,000.00	1,055,707.73	(10,920.00)	1,502.73	1.0109	891	2.38	0.0714
3133EAG77	121753	FFCB	03/05/2018	08/07/2034	3.150	3.280	1,500,000.00	1,816,980.00	24,645.00	18,900.00	0.9836	5,150	11.78	1.4768
3133EK2J4	124465	FFCB	10/25/2019	10/21/2021	1.690	1.700	700,000.00	715,903.28	140.00	2,300.28	0.9998	477	1.29	0.0242
3133ELYU2	125062	FFCB	05/14/2020	08/11/2022	0.350	0.361	1,500,000.00	1,499,386.67	375.00	729.17	0.9998	771	2.10	0.0556
3136G0FJ5	120128	FNMA	10/24/2013	10/30/2020	2.000	2.448	170,000.00	171,471.16	4,887.50	576.11	0.9713	121	0.33	0.0027
429754AQ7	121772	MUNI: HIGHPTE NC	03/07/2018	10/01/2033	3.740	3.793	890,000.00	963,447.25	5,473.50	8,321.50	0.9939	4,840	10.96	1.2757
46849LTE1	123945	CORP: JACKSON NTL	06/28/2019	02/01/2022	3.300	2.278	600,000.00	638,689.52	(15,306.00)	8,305.00	1.0255	580	1.54	0.0339
53948AMA6	125094	CP: LLOYDS BANK	06/11/2020	12/10/2020	0.000	0.351	1,000,000.00	998,420.40	1,769.44	0.00	0.9982	162	0.44	0.0042
64985HZC4	121771	MUNI: NY ST ENV	03/06/2018	01/15/2028	3.061	3.524	105,000.00	114,717.18	4,024.65	1,482.03	0.9617	2,754	6.79	0.5084
64985HZF7	121770	MUNI: NY ST ENV	03/06/2018	01/15/2031	3.321	3.530	3,310,000.00	3,609,649.34	71,131.90	50,687.69	0.9785	3,850	9.07	0.8862
64985HZH3	121769	MUNI: NY ST ENV	03/06/2018	01/15/2033	3.421	3.620	1,980,000.00	2,152,684.93	45,045.00	31,233.73	0.9773	4,581	10.52	1.1806
880591DX7	121768	MUNI: TVA	03/05/2018	06/15/2035	4.650	3.317	1,100,000.00	1,535,920.83	(191,686.00)	2,273.33	1.1743	5,462	11.82	1.4900
89602NVL5	121773	MUNI: TRIBORO NY	03/06/2018	11/15/2032	5.450	3.800	2,000,000.00	2,503,947.78	(368,780.00)	13,927.78	1.1844	4,520	9.83	1.0383
902273WX5	121455	MUNI: TYLER	12/08/2017	02/15/2026	5.000	1.870	700,000.00	880,816.08	(165,564.00)	13,173.08	1.2365	2,055	4.99	0.2871
912833LJ7	120129	US Treasury	03/31/2014	08/15/2022	0.000	2.661	370,000.00	368,732.20	73,507.90	0.00	0.8013	775	2.12	0.0556
VP4560000	124585	Wells Fargo	11/04/2019	07/01/2020	0.060	0.060	1,425,635.42	1,425,635.42	0.00	76.32	1.0000	0	0.00	0.0000
					2.698	2.425	21,100,635.42	23,219,017.68	(525,222.78)	169,252.17	1.0249	2,571	5.92	0.6077
ALL REQUIREMENTS SOLAR O&M														
VP4560000	125040	Wells Fargo	04/27/2020	07/01/2020	0.060	0.060	3,745,317.03	3,745,317.03	0.00	193.51	1.0000	0	0.00	0.0000
					0.060	0.060	3,745,317.03	3,745,317.03	0.00	193.51	1.0000	0	0.00	0.0000
All Requirements Subordinated Debt Fund														
N/A	125086	Goldman Sachs M-Mkt	05/29/2020	07/01/2020	0.010	0.010	2.51	2.51	0.00	1.39	1.0000	0	0.00	0.0000
					0.010	0.010	2.51	2.51	0.00	1.39	1.0000	0	0.00	0.0000
		ARP Pool Summary			0.967	1.142	154,441,661.79	157,471,140.97	(668,642.59)	421,076.01	1.0043	455	1.09	0.0892
Bushnell Rate Stabilization Fund														
VP4560000	124580	Wells Fargo	11/04/2019	07/01/2020	0.060	0.060	177,958.38	177,958.38	0.00	4.16	1.0000	0	0.00	0.0000
					0.060	0.060	177,958.38	177,958.38	0.00	4.16	1.0000	0	0.00	0.0000
		BUSH Pool Summary			0.060	0.060	177,958.38	177,958.38	0.00	4.16	1.0000	0	0.00	0.0000
FMPA POOLED LN														
VP4560000	124586	Wells Fargo	11/04/2019	07/01/2020	0.060	0.060	56,144.60	56,144.60	0.00	2.90	1.0000	0	0.00	0.0000
					0.060	0.060	56,144.60	56,144.60	0.00	2.90	1.0000	0	0.00	0.0000
		FMPA Pool Summary			0.060	0.060	56,144.60	56,144.60	0.00	2.90	1.0000	0	0.00	0.0000

Investment Report

July 1, 2020

<u>CUSIP</u>	<u>ContNo</u>	<u>Issuer</u>	<u>Purchase Date</u>	<u>Maturity Date</u>	<u>Coupon</u>	<u>Yield to Maturity</u>	<u>Current Par</u>	<u>Market Value</u>	<u>(Premium)/Discount</u>	<u>Accrued Interest</u>	<u>Original Cost</u>	<u>Days To Maturity</u>	<u>Duration</u>	<u>Convexity</u>
Kissimmee Rate Stabilization Fund														
VP4560000	124581	Wells Fargo	11/04/2019	07/01/2020	0.060	0.060	32,422.62	32,422.62	0.00	32.92	1.0000	0	0.00	0.0000
					0.060	0.060	32,422.62	32,422.62	0.00	32.92	1.0000	0	0.00	0.0000
			KUA Pool Summary		0.060	0.060	32,422.62	32,422.62	0.00	32.92	1.0000	0	0.00	0.0000
FMPA Pooled Loan Debt Service														
N/A	124748	Goldman Sachs M-Mkt	12/10/2019	07/01/2020	0.010	0.010	255,795.24	255,795.24	0.00	0.50	1.0000	0	0.00	0.0000
					0.010	0.010	255,795.24	255,795.24	0.00	0.50	1.0000	0	0.00	0.0000
			POOL Pool Summary		0.010	0.010	255,795.24	255,795.24	0.00	0.50	1.0000	0	0.00	0.0000
St Lucie Contingency														
3133ELXW9	125036	FFCB	04/29/2020	04/27/2022	0.300	0.305	1,000,000.00	1,001,623.33	100.00	533.33	0.9999	665	1.82	0.0427
975673CZ5	120716	MUNI: WIN SALEM	07/12/2017	06/01/2021	5.000	1.081	500,000.00	523,656.68	(74,385.00)	2,049.18	1.1488	335	0.91	0.0135
VP4560000	124587	Wells Fargo	11/04/2019	07/01/2020	0.060	0.060	784,112.58	784,112.58	0.00	40.50	1.0000	0	0.00	0.0000
					1.246	0.391	2,284,112.58	2,309,392.59	(74,285.00)	2,623.01	1.0325	364	0.99	0.0217
St Lucie Debt Service 2010														
63873JJJ0	125026	CP: NATIXIS NY	04/21/2020	09/18/2020	0.000	0.883	750,000.00	749,553.42	2,750.00	0.00	0.9963	79	0.22	0.0015
X9X9USDAC	123466	MORGAN STANLEY LIQ	03/05/2019	07/01/2020	0.010	0.010	869,561.19	869,561.19	0.00	6.20	1.0000	0	0.00	0.0000
					0.005	0.414	1,619,561.19	1,619,114.61	2,750.00	6.20	0.9983	37	0.10	0.0007
St Lucie Debt Service 2011														
0347M2HM1	125031	CP: Anglesea Funding	04/23/2020	08/21/2020	0.000	0.802	2,500,000.00	2,499,274.32	6,666.67	0.00	0.9973	51	0.14	0.0009
45581BJW8	125098	CP: ICBC/NEW YORK	06/11/2020	09/30/2020	0.000	0.441	1,500,000.00	1,498,864.33	2,035.00	0.00	0.9986	91	0.25	0.0019
45685QJN0	125029	CP: ING Funding	04/22/2020	09/22/2020	0.000	0.843	5,000,000.00	4,996,765.24	17,850.00	0.00	0.9964	83	0.23	0.0017
63873JJJ0	125024	CP: NATIXIS NY	04/21/2020	09/18/2020	0.000	0.883	2,500,000.00	2,498,511.39	9,166.67	0.00	0.9963	79	0.22	0.0015
89233GJW7	125059	CP: Toyota Motor	05/14/2020	09/30/2020	0.000	1.155	2,000,000.00	1,998,485.77	8,880.56	0.00	0.9956	91	0.25	0.0019
X9X9USDAC	123471	MORGAN STANLEY LIQ	03/05/2019	07/01/2020	0.010	0.010	2,221,218.44	2,221,218.44	0.00	11.42	1.0000	0	0.00	0.0000
					0.001	0.727	15,721,218.44	15,713,119.49	44,598.90	11.42	0.9972	67	0.18	0.0013
St Lucie Debt Service 2012A														
X9X9USDAC	123467	MORGAN STANLEY LIQ	03/05/2019	07/01/2020	0.010	0.010	741,519.86	741,519.86	0.00	4.69	1.0000	0	0.00	0.0000
					0.010	0.010	741,519.86	741,519.86	0.00	4.69	1.0000	0	0.00	0.0000
St Lucie Debt Service 2013A														
89233GJW7	125058	CP: Toyota Motor	05/14/2020	09/30/2020	0.000	1.155	500,000.00	499,621.44	2,220.14	0.00	0.9956	91	0.25	0.0019
X9X9USDAC	123469	MORGAN STANLEY LIQ	03/05/2019	07/01/2020	0.010	0.010	532,410.46	532,410.46	0.00	3.69	1.0000	0	0.00	0.0000
					0.005	0.565	1,032,410.46	1,032,031.90	2,220.14	3.69	0.9978	44	0.12	0.0009

Investment Report

July 1, 2020

<u>CUSIP</u>	<u>ContNo</u>	<u>Issuer</u>	<u>Purchase Date</u>	<u>Maturity Date</u>	<u>Coupon</u>	<u>Yield to Maturity</u>	<u>Current Par</u>	<u>Market Value</u>	<u>(Premium)/ Discount</u>	<u>Accrued Interest</u>	<u>Original Cost</u>	<u>Days To Maturity</u>	<u>Duration</u>	<u>Convexity</u>
St Lucie Debt Service Res. 2011AB														
00850UJR6	124430	CP: AGRI BK CHINA	10/11/2019	09/25/2020	0.000	2.085	1,000,000.00	999,312.72	19,638.89	0.00	0.9804	86	0.24	0.0017
196479YA1	122215	RAYMOND JAMES	07/02/2018	05/01/2021	2.424	2.814	230,000.00	232,013.65	2,428.80	929.20	0.9894	304	0.83	0.0115
313378JP7	120567	FHLB	06/15/2017	09/10/2021	2.375	1.699	1,305,000.00	1,347,781.71	(35,874.45)	9,556.41	1.0275	436	1.18	0.0209
313378JP7	122203	FHLB	06/29/2018	09/10/2021	2.375	2.693	335,000.00	345,982.28	3,247.82	2,453.18	0.9903	436	1.18	0.0209
313378JP7	122204	FHLB	06/29/2018	09/10/2021	2.375	2.693	200,000.00	206,556.58	1,939.00	1,464.58	0.9903	436	1.18	0.0209
313378JP7	122205	FHLB	06/29/2018	09/10/2021	2.375	2.693	925,000.00	955,324.20	8,967.87	6,773.70	0.9903	436	1.18	0.0209
313378JP7	122206	FHLB	06/29/2018	09/10/2021	2.375	2.693	405,000.00	418,277.08	3,926.47	2,965.78	0.9903	436	1.18	0.0209
313378JP7	122207	FHLB	06/29/2018	09/10/2021	2.375	2.693	470,000.00	485,407.97	4,556.65	3,441.77	0.9903	436	1.18	0.0209
3137EAEC9	121670	FHLMC	02/14/2018	08/12/2021	1.125	2.381	1,400,000.00	1,420,641.25	58,618.00	6,081.25	0.9581	407	1.11	0.0186
660266GW1	121392	MUNI: N KANSAS	11/29/2017	03/01/2021	2.000	1.600	870,000.00	885,304.75	(10,979.40)	5,800.00	1.0126	243	0.66	0.0081
X9X9USDAC	123470	MORGAN STANLEY LIQ	03/05/2019	07/01/2020	0.010	0.010	449,909.24	449,909.24	0.00	3.87	1.0000	0	0.00	0.0000
					1.650	2.104	7,589,909.24	7,746,511.43	56,469.65	39,469.74	0.9926	333	0.90	0.0150
St Lucie Debt Service Reserve 2012														
3773E2JG5	125032	CP: Glaxosmithkline	04/23/2020	09/16/2020	0.000	1.095	1,500,000.00	1,499,145.24	6,630.83	0.00	0.9956	77	0.21	0.0015
68607DPH2	124271	Oregon State	09/17/2019	11/15/2020	2.549	2.050	980,000.00	990,174.41	(5,566.40)	3,191.91	1.0057	137	0.38	0.0033
89233GJW7	125057	CP: Toyota Motor	05/14/2020	09/30/2020	0.000	1.155	750,000.00	749,432.16	3,330.21	0.00	0.9956	91	0.25	0.0019
X9X9USDAC	123468	MORGAN STANLEY LIQ	03/05/2019	07/01/2020	0.010	0.010	499,397.66	499,397.66	0.00	4.30	1.0000	0	0.00	0.0000
					0.671	1.213	3,729,397.66	3,738,149.47	4,394.64	3,196.21	0.9988	85	0.23	0.0018
St Lucie Decommissioning														
3133EHW58	124466	FFCB	10/25/2019	11/27/2020	1.900	1.620	2,175,000.00	2,193,540.67	(6,525.00)	3,902.92	1.0030	149	0.41	0.0037
3133X8L34	109995	FHLB	07/28/2010	09/09/2024	5.365	3.850	500,000.00	607,928.06	(81,857.15)	8,345.56	1.1637	1,531	3.80	0.1727
89233GJW7	125056	CP: Toyota Motor	05/14/2020	09/30/2020	0.000	1.155	1,500,000.00	1,498,864.33	6,660.42	0.00	0.9956	91	0.25	0.0019
9128285G1	124468	US Treasury	10/25/2019	10/31/2020	2.875	1.599	2,000,000.00	2,027,617.50	(25,620.00)	9,687.50	1.0128	122	0.34	0.0028
912828B66	116602	US Treasury	02/28/2014	02/15/2024	2.750	2.640	400,000.00	440,750.11	(3,828.12)	4,140.11	1.0096	1,324	3.45	0.1425
912833LQ1	116678	US Treasury	03/31/2014	02/15/2024	0.000	2.876	2,115,000.00	2,094,368.18	519,380.55	0.00	0.7544	1,324	3.62	0.1493
X9X9USDAC	123464	MORGAN STANLEY LIQ	03/06/2019	07/01/2020	0.010	0.010	82,827,930.61	82,827,930.61	0.00	94.81	1.0000	0	0.00	0.0000
					0.158	0.200	91,517,930.61	91,690,999.46	408,210.70	26,170.90	0.9955	52	0.14	0.0052

Investment Report

July 1, 2020

<u>CUSIP</u>	<u>ContNo</u>	<u>Issuer</u>	<u>Purchase Date</u>	<u>Maturity Date</u>	<u>Coupon</u>	<u>Yield to Maturity</u>	<u>Current Par</u>	<u>Market Value</u>	<u>(Premium)/Discount</u>	<u>Accrued Interest</u>	<u>Original Cost</u>	<u>Days To Maturity</u>	<u>Duration</u>	<u>Convexity</u>
St Lucie General Reserve														
00850USM7	125083	CP: AGRI BK NY	05/29/2020	05/21/2021	0.000	0.756	2,000,000.00	1,991,071.48	14,676.67	0.00	0.9927	324	0.89	0.0122
041042VC3	124990	ARKANSAS ST	03/30/2020	06/15/2022	3.250	2.080	200,000.00	205,392.89	(5,022.00)	288.89	1.0251	714	1.91	0.0478
06406FAC7	122918	CORP: Bank of NY	12/21/2018	05/04/2026	2.800	3.670	2,000,000.00	2,292,926.33	111,512.24	8,866.67	0.9442	2,133	5.44	0.3343
3130AEWA4	122913	FHLB	12/20/2018	10/01/2020	2.625	2.688	5,000,000.00	5,064,537.50	5,550.00	32,812.50	0.9989	92	0.25	0.0019
3132X0L33	124992	FAMCA	03/30/2020	02/21/2023	2.770	0.783	500,000.00	538,160.67	(28,350.00)	5,001.39	1.0567	965	2.55	0.0815
31331J5T6	124253	FFCB	09/11/2019	12/21/2020	3.650	1.745	1,000,000.00	1,017,013.89	(23,949.00)	1,013.89	1.0239	173	0.47	0.0046
3133EHVV1	122914	Wells Fargo	12/20/2018	09/01/2026	2.400	2.991	2,000,000.00	2,196,870.00	80,720.00	16,000.00	0.9596	2,253	5.76	0.3710
3133EJ5P0	123117	FFCB	01/24/2019	01/18/2022	2.600	2.662	2,500,000.00	2,618,293.06	4,400.00	29,430.56	0.9982	566	1.51	0.0324
34074GDH4	124116	MUNI: FL HURRICANE	08/23/2019	07/01/2020	2.995	1.915	4,000,000.00	4,000,000.00	(36,440.00)	59,900.00	1.0091	0	0.00	0.0000
34160WZQC	124991	FL ST DEPT ENVRNMNTL	03/30/2020	07/01/2020	5.000	2.001	140,000.00	140,000.00	(1,047.20)	3,500.00	1.0075	0	0.00	0.0000
387883YY1	125021	MUNI Grant Cnty Util	04/20/2020	01/01/2023	1.544	1.001	1,050,000.00	1,049,548.50	(15,151.50)	4,323.20	1.0144	914	2.46	0.0751
404280BA6	124986	CORP: HSBC	03/11/2020	05/25/2023	3.600	1.650	1,000,000.00	1,102,585.53	(60,620.00)	3,500.00	1.0606	1,058	2.77	0.0954
46625HJC5	124977	CORP: JP MORGAN	02/18/2020	08/15/2021	4.350	1.681	1,000,000.00	1,063,440.80	(39,160.00)	16,433.33	1.0392	410	1.09	0.0191
492674PN0	124980	Muni: Kettering, OH	03/10/2020	12/01/2023	2.000	0.859	280,000.00	294,368.67	(11,691.56)	466.67	1.0418	1,248	3.32	0.1309
606822AU8	124983	CORP: Mitsubishi UFG	03/10/2020	03/02/2025	3.777	1.625	1,000,000.00	1,175,284.76	(102,520.00)	12,485.08	1.1025	1,705	4.31	0.2174
613741KM8	125018	MUNI: Montgomery	04/20/2020	06/01/2022	1.941	1.061	1,000,000.00	1,021,740.25	(18,350.00)	1,617.50	1.0184	700	1.89	0.0467
64972CZ63	124988	NYC HSG DEV CORP	03/25/2020	05/01/2023	3.121	2.500	500,000.00	527,150.83	(9,195.00)	2,600.83	1.0184	1,034	2.72	0.0915
74368CAK0	124981	CORP: PROTECTIVELIFE	03/10/2020	06/28/2021	3.397	1.000	1,000,000.00	1,032,387.84	(30,866.00)	283.08	1.0309	362	0.98	0.0152
92818NGL6	124604	MUNI: VA STATE	11/20/2019	11/01/2024	2.200	2.101	2,000,000.00	2,111,945.56	(9,260.00)	7,455.56	1.0046	1,584	4.15	0.1992
949746RS2	124324	CORP: WELLS FARGO	09/27/2019	03/04/2021	2.500	2.020	1,000,000.00	1,023,904.69	(6,750.00)	8,125.00	1.0068	246	0.67	0.0084
VP4560000	124588	Wells Fargo	11/04/2019	07/01/2020	0.060	0.060	460,492.28	460,492.28	0.00	22.19	1.0000	0	0.00	0.0000
					2.569	2.066	29,630,492.28	30,927,115.53	(181,513.35)	214,126.34	1.0061	728	1.90	0.0858
ST LUCIE NUCLEAR FUEL STABILIZATION														
0347M2JB3	125053	CP: Anglesea Funding	05/14/2020	09/11/2020	0.000	0.300	700,000.00	699,643.57	700.00	0.00	0.9990	72	0.20	0.0014
27873JKW4	125041	CP: EBURY FIN	04/30/2020	10/30/2020	0.000	0.773	1,000,000.00	998,915.97	3,914.17	0.00	0.9961	121	0.33	0.0027
45581BJW8	125096	CP: ICBC/NEW YORK	06/11/2020	09/30/2020	0.000	0.441	1,000,000.00	999,242.88	1,356.67	0.00	0.9986	91	0.25	0.0019
VP4560000	124589	Wells Fargo	11/04/2019	07/01/2020	0.060	0.060	1,696,975.03	1,696,975.03	0.00	83.42	1.0000	0	0.00	0.0000
					0.023	0.347	4,396,975.03	4,394,777.45	5,970.84	83.42	0.9986	60	0.16	0.0013

Investment Report

July 1, 2020

<u>CUSIP</u>	<u>ContNo</u>	<u>Issuer</u>	<u>Purchase Date</u>	<u>Maturity Date</u>	<u>Coupon</u>	<u>Yield to Maturity</u>	<u>Current Par</u>	<u>Market Value</u>	<u>(Premium)/Discount</u>	<u>Accrued Interest</u>	<u>Original Cost</u>	<u>Days To Maturity</u>	<u>Duration</u>	<u>Convexity</u>	
St Lucie O&M															
052397RQ1	124420	MUNI: AUSTIN TX	10/02/2019	09/01/2020	1.866	1.859	490,000.00	494,164.35	(34.30)	3,098.60	1.0001	62	0.17	0.0011	
3130AFB63	122670	FHLB	10/22/2018	01/22/2021	2.950	2.998	1,000,000.00	1,028,134.17	1,060.00	13,029.17	0.9989	205	0.55	0.0064	
377373AE5	122672	CORP: GLAXO SMITH	10/23/2018	05/14/2021	3.125	3.204	800,000.00	823,882.99	1,549.45	3,263.89	0.9981	317	0.86	0.0123	
437076AW2	122671	CORP: HOME DEPOT	10/23/2018	04/01/2021	4.400	3.225	1,000,000.00	1,042,772.65	(27,320.00)	11,000.00	1.0273	274	0.74	0.0099	
46625HHU7	122673	CORP: JP MORGAN	10/23/2018	10/15/2020	4.250	3.376	1,000,000.00	1,020,821.61	(16,580.00)	8,972.22	1.0166	106	0.29	0.0023	
95000U2C6	125005	CORP: WELLS FARGO	03/25/2020	01/24/2024	3.750	1.738	1,000,000.00	1,142,114.61	(74,222.83)	16,354.17	1.0742	1,302	3.34	0.1353	
N/A	123807	ST LUCIE SBA	06/10/2019	07/01/2020	0.530	0.530	1,019,455.65	1,019,455.65	0.00	505.26	1.0000	0	0.00	0.0000	
VP4560000	124612	Wells Fargo	11/21/2019	07/01/2020	0.060	0.060	3,292,770.58	3,292,770.58	0.00	115.55	1.0000	0	0.00	0.0000	
						2.031	1.619	9,602,226.23	9,864,116.61	(115,547.68)	56,338.86	1.0120	226	0.59	0.0171
St Lucie R&R															
00850USM7	125084	CP: AGRI BK NY	05/29/2020	05/21/2021	0.000	0.756	1,000,000.00	995,535.74	7,338.33	0.00	0.9927	324	0.89	0.0122	
16085GM13	125092	CP Carolina HLTH SYS	06/08/2020	12/01/2020	0.000	0.310	1,500,000.00	1,497,800.53	2,273.33	0.00	0.9985	153	0.42	0.0038	
20775CMH4	121805	MUNI: CONN HFA	03/09/2018	05/15/2022	1.950	2.370	500,000.00	511,793.33	8,325.00	1,245.83	0.9834	683	1.84	0.0449	
3130A3KM5	121508	FHLB	12/28/2017	12/09/2022	2.500	2.265	750,000.00	791,780.80	(8,190.00)	1,127.05	1.0109	891	2.38	0.0714	
3130ABR65	120851	FHLB	07/27/2017	07/03/2020	1.650	1.570	250,000.00	252,085.83	(567.50)	2,039.58	1.0023	2	0.01	0.0001	
3133ELYU2	125061	FFCB	05/14/2020	08/11/2022	0.350	0.361	500,000.00	499,795.56	125.00	243.06	0.9998	771	2.10	0.0556	
VP4560000	124590	Wells Fargo	11/04/2019	07/01/2020	0.060	0.060	891,729.73	891,729.73	0.00	47.42	1.0000	0	0.00	0.0000	
						0.647	0.878	5,391,729.73	5,440,521.52	9,304.16	4,702.94	0.9983	362	0.98	0.0226
STL Pool Summary						0.760	0.782	173,257,483.31	175,217,369.92	162,573.00	346,737.42	0.9991	205	0.54	0.0202
Stanton Contingency															
3133EK2J4	124464	FFCB	10/25/2019	10/21/2021	1.690	1.700	1,000,000.00	1,022,718.97	200.00	3,286.11	0.9998	477	1.29	0.0242	
VP4560000	124591	Wells Fargo	11/04/2019	07/01/2020	0.060	0.060	77,318.19	77,318.19	0.00	4.00	1.0000	0	0.00	0.0000	
						1.573	1.583	1,077,318.19	1,100,037.16	200.00	3,290.11	0.9998	443	1.20	0.0224
Stanton General Reserve															
06406HBY4	124445	CORP: Bank of NY	10/16/2019	09/23/2021	3.550	2.014	990,000.00	1,040,774.67	(28,731.71)	9,567.25	1.0290	449	1.20	0.0220	
3130AH2Z5	124282	FHLB	09/20/2019	09/16/2020	1.750	1.863	1,000,000.00	1,008,514.17	1,099.99	5,104.17	0.9989	77	0.21	0.0015	
313378JP7	124281	FHLB	09/20/2019	09/10/2021	2.375	1.767	1,000,000.00	1,032,782.92	(11,730.00)	7,322.92	1.0117	436	1.18	0.0209	
3133EK2J4	124460	FFCB	10/21/2019	10/21/2021	1.690	1.767	1,000,000.00	1,022,718.97	1,500.00	3,286.11	0.9985	477	1.29	0.0242	
3133ELYU2	125060	FFCB	05/14/2020	08/11/2022	0.350	0.361	500,000.00	499,795.56	125.00	243.06	0.9998	771	2.10	0.0556	
3134G9AD9	124454	FHLMC	10/15/2019	04/28/2021	1.500	1.718	1,000,000.00	1,012,445.00	3,290.00	2,625.00	0.9967	301	0.82	0.0112	
3135G04B6	125043	FNMA	04/30/2020	04/28/2023	0.625	0.625	500,000.00	500,175.69	0.00	538.19	1.0000	1,031	2.80	0.0941	
8827237K9	124455	MUNI: TEXAS ST	10/16/2019	10/01/2021	2.315	1.610	2,000,000.00	2,056,603.61	(27,060.00)	11,703.61	1.0135	457	1.23	0.0225	
9128285G1	124444	US Treasury	10/15/2019	10/31/2020	2.875	1.654	1,500,000.00	1,520,874.58	(18,429.70)	7,427.08	1.0123	122	0.34	0.0028	
9128285G1	124704	US Treasury	11/26/2019	10/31/2020	2.875	1.631	1,200,000.00	1,216,699.67	(13,660.12)	5,941.67	1.0114	122	0.34	0.0029	
VP4560000	124592	Wells Fargo	11/04/2019	07/01/2020	0.060	0.060	276,661.87	276,661.87	0.00	14.29	1.0000	0	0.00	0.0000	
						2.163	1.575	10,966,661.87	11,188,046.71	(93,596.54)	53,773.35	1.0085	354	0.96	0.0189

Investment Report

July 1, 2020

<u>CUSIP</u>	<u>ContNo</u>	<u>Issuer</u>	<u>Purchase Date</u>	<u>Maturity Date</u>	<u>Coupon</u>	<u>Yield to Maturity</u>	<u>Current Par</u>	<u>Market Value</u>	<u>(Premium)/Discount</u>	<u>Accrued Interest</u>	<u>Original Cost</u>	<u>Days To Maturity</u>	<u>Duration</u>	<u>Convexity</u>	
Stanton O&M															
05571BH30	124619	CP: BCPE	11/21/2019	08/03/2020	0.000	1.875	500,000.00	499,925.59	6,577.78	0.00	0.9868	33	0.09	0.0005	
05990CKT0	124567	CP: BCI MIAMI	10/31/2019	10/27/2020	0.000	2.020	1,000,000.00	998,949.76	19,910.00	0.00	0.9801	118	0.32	0.0027	
8225X2HX5	124617	CP: SHELL INTL FIN	11/21/2019	08/31/2020	0.000	1.733	500,000.00	499,806.23	6,745.00	0.00	0.9865	61	0.17	0.0011	
83369BT48	125090	CP: Societe Generale	06/08/2020	06/04/2021	0.000	0.523	300,000.00	298,545.16	1,564.33	0.00	0.9948	338	0.93	0.0131	
912828YC8	124618	US Treasury	11/21/2019	08/31/2021	1.500	1.598	1,500,000.00	1,531,006.50	2,693.04	7,687.50	0.9982	426	1.16	0.0201	
N/A	123725	STANTON SBA	05/24/2019	07/01/2020	0.530	0.530	1,069,513.94	1,069,513.94	0.00	844.12	1.0000	0	0.00	0.0000	
VP4560000	124615	Wells Fargo	11/21/2019	07/01/2020	0.060	0.060	2,247,131.52	2,247,131.52	0.00	66.91	1.0000	0	0.00	0.0000	
						0.415	0.995	7,116,645.46	7,144,878.70	37,490.15	8,598.53	0.9947	127	0.35	0.0053
Stanton R&R															
05990CKT0	124568	CP: BCI MIAMI	10/31/2019	10/27/2020	0.000	2.020	385,000.00	384,595.66	7,665.35	0.00	0.9801	118	0.32	0.0027	
46625HHU7	124448	CORP: JP MORGAN	10/16/2019	10/15/2020	4.250	1.981	1,500,000.00	1,531,232.42	(33,450.00)	13,458.33	1.0223	106	0.29	0.0023	
534239EC8	124335	LINCOLN NE MUNI	09/30/2019	08/15/2022	3.000	1.696	1,000,000.00	1,063,593.33	(36,420.00)	11,083.33	1.0364	775	2.05	0.0554	
9128285G1	124702	US Treasury	11/26/2019	10/31/2020	2.875	1.631	500,000.00	506,958.19	(5,691.73)	2,475.69	1.0114	122	0.34	0.0029	
92818NGL6	124605	MUNI: VA STATE	11/20/2019	11/01/2024	2.200	2.101	115,000.00	121,436.87	(532.45)	428.69	1.0046	1,584	4.15	0.1992	
VP4560000	124596	Wells Fargo	11/04/2019	07/01/2020	0.060	0.060	502,326.13	502,326.13	0.00	25.05	1.0000	0	0.00	0.0000	
						2.772	1.632	4,002,326.13	4,110,142.60	(68,428.83)	27,471.09	1.0171	305	0.81	0.0210
STN Pool Summary						1.704	1.407	23,162,951.65	23,543,105.17	(124,335.22)	93,133.08	1.0054	280	0.76	0.0152
Stanton II Contingency															
3132X02W0	122213	FAMCA	06/29/2018	06/29/2021	2.750	2.750	200,000.00	205,099.56	0.00	30.56	1.0000	363	0.99	0.0152	
VP4560000	124593	Wells Fargo	11/04/2019	07/01/2020	0.060	0.060	920,743.76	920,743.76	0.00	47.44	1.0000	0	0.00	0.0000	
						0.540	0.540	1,120,743.76	1,125,843.32	0.00	78.00	1.0000	65	0.18	0.0027
Stanton II Debt Service 2009A															
X9X9USDAC	123457	MORGAN STANLEY LIQ	03/12/2019	07/01/2020	0.010	0.010	0.00	0.00	0.00	2.60	1.0000	0	0.00	0.0000	
						0.00	0.00	0.00	0.00	2.60					
Stanton II Debt Service 2012															
05990CJW5	125066	CP: BCI MIAMI	05/27/2020	09/30/2020	0.000	0.481	1,000,000.00	999,242.88	1,680.00	0.00	0.9983	91	0.25	0.0019	
63873JJJ0	125025	CP: NATIXIS NY	04/21/2020	09/18/2020	0.000	0.883	2,000,000.00	1,998,809.11	7,333.33	0.00	0.9963	79	0.22	0.0015	
X9X9USDAC	123459	MORGAN STANLEY LIQ	03/12/2019	07/01/2020	0.010	0.010	1,563,741.78	1,563,741.78	0.00	9.10	1.0000	0	0.00	0.0000	
						0.003	0.496	4,563,741.78	4,561,793.77	9,013.33	9.10	0.9980	55	0.15	0.0011
STANTON II DEBT SERVICE 2017A															
X9X9USDAC	123460	MORGAN STANLEY LIQ	03/12/2019	07/01/2020	0.010	0.010	427,116.44	427,116.44	0.00	3.14	1.0000	0	0.00	0.0000	
						0.010	0.010	427,116.44	427,116.44	0.00	3.14	1.0000	0	0.00	0.0000

Investment Report

July 1, 2020

<u>CUSIP</u>	<u>ContNo</u>	<u>Issuer</u>	<u>Purchase Date</u>	<u>Maturity Date</u>	<u>Coupon</u>	<u>Yield to Maturity</u>	<u>Current Par</u>	<u>Market Value</u>	<u>(Premium)/Discount</u>	<u>Accrued Interest</u>	<u>Original Cost</u>	<u>Days To Maturity</u>	<u>Duration</u>	<u>Convexity</u>
STANTON II DEBT SERVICE 2017B														
0347M2HM1	125030	CP: Anglesea Funding	04/23/2020	08/21/2020	0.000	0.802	2,000,000.00	1,999,419.45	5,333.33	0.00	0.9973	51	0.14	0.0009
0347M2JB3	125052	CP: Anglesea Funding	05/14/2020	09/11/2020	0.000	0.300	600,000.00	599,694.49	600.00	0.00	0.9990	72	0.20	0.0014
45581BJW8	125099	CP: ICBC/NEW YORK	06/11/2020	09/30/2020	0.000	0.441	500,000.00	499,621.44	678.33	0.00	0.9986	91	0.25	0.0019
X9X9USDAL	123461	MORGAN STANLEY LIQ	03/12/2019	07/01/2020	0.010	0.010	807,073.74	807,073.74	0.00	5.13	1.0000	0	0.00	0.0000
					0.002	0.515	3,907,073.74	3,905,809.12	6,611.66	5.13	0.9983	49	0.13	0.0009
Stanton II Debt Service Reserve 2012														
05990CJW5	125067	CP: BCI MIAMI	05/27/2020	09/30/2020	0.000	0.481	1,500,000.00	1,498,864.33	2,520.00	0.00	0.9983	91	0.25	0.0019
31315PZS1	121338	FAMCA	11/15/2017	01/24/2023	2.130	2.140	300,000.00	316,991.75	153.00	2,786.75	0.9995	937	2.49	0.0780
9128285B2	124415	US Treasury	09/24/2019	09/30/2020	2.750	1.830	2,000,000.00	2,027,177.33	(17,841.42)	14,208.33	1.0089	91	0.25	0.0019
94988J5N3	123212	Wells Fargo	02/11/2019	01/15/2021	2.600	2.900	500,000.00	512,554.76	2,800.00	5,994.44	0.9944	198	0.54	0.0062
X9X9USDAL	123458	MORGAN STANLEY LIQ	03/12/2019	07/01/2020	0.010	0.010	207,629.76	207,629.76	0.00	1.79	1.0000	0	0.00	0.0000
					1.651	1.437	4,507,629.76	4,563,217.93	(12,368.42)	22,991.31	1.0027	155	0.42	0.0073
STANTON II ESCROW FUND 2020 POOL														
X9X9USDAL	125116	MORGAN STANLEY LIQ	06/25/2020	07/01/2020	0.010	0.010	392,629.34	392,629.34	0.00	0.65	1.0000	0	0.00	0.0000
X9X9USDAL	125117	MORGAN STANLEY LIQ	06/25/2020	07/01/2020	0.010	0.010	3,900,000.00	3,900,000.00	0.00	6.50	1.0000	0	0.00	0.0000
					0.010	0.010	4,292,629.34	4,292,629.34	0.00	7.15	1.0000	0	0.00	0.0000

Investment Report

July 1, 2020

<u>CUSIP</u>	<u>ContNo</u>	<u>Issuer</u>	<u>Purchase Date</u>	<u>Maturity Date</u>	<u>Coupon</u>	<u>Yield to Maturity</u>	<u>Current Par</u>	<u>Market Value</u>	<u>(Premium)/Discount</u>	<u>Accrued Interest</u>	<u>Original Cost</u>	<u>Days To Maturity</u>	<u>Duration</u>	<u>Convexity</u>
Stanton II General Reserve														
00850USM7	125085	CP: AGRI BK NY	05/29/2020	05/21/2021	0.000	0.756	1,000,000.00	995,535.74	7,338.33	0.00	0.9927	324	0.89	0.0122
02007GKL6	123888	CD: ALLY BK	06/27/2019	06/27/2022	2.250	2.250	249,000.00	259,115.76	0.00	61.40	1.0000	726	1.96	0.0499
02587DS66	124131	CD: American Express	08/28/2019	05/24/2022	2.400	1.949	245,000.00	255,747.13	(2,920.40)	612.16	1.0119	692	1.86	0.0458
035771W67	123871	MUNI: CITY ANNAPOLIS	06/25/2019	08/01/2026	2.901	2.482	360,000.00	405,072.90	(9,756.00)	4,351.50	1.0271	2,222	5.60	0.3538
05567LT31	123967	CORP: BNP PARIBAS	07/15/2019	01/15/2021	5.000	2.314	2,000,000.00	2,098,196.65	(78,760.00)	46,111.11	1.0394	198	0.53	0.0064
06740KKU0	123869	CD: BARCLAYS	06/25/2019	09/21/2020	1.950	2.195	200,000.00	201,898.86	618.00	1,089.86	0.9969	82	0.22	0.0016
14042RMC2	123874	CD: CAPITAL 1 NA	06/26/2019	06/26/2023	2.250	2.250	249,000.00	263,774.77	0.00	76.75	1.0000	1,090	2.91	0.1025
14042TAX5	123873	CD: CAPITAL 1 NA	06/26/2019	06/26/2023	2.250	2.250	249,000.00	263,774.77	0.00	76.75	1.0000	1,090	2.91	0.1025
15118RRP4	124230	CD: CELTIC BANK	08/30/2019	08/30/2027	2.000	2.000	250,000.00	277,165.99	0.00	13.70	1.0000	2,616	6.71	0.4973
17312QM97	124132	CD: Citibank	08/28/2019	06/15/2022	3.100	1.949	245,000.00	259,129.17	(7,634.20)	332.93	1.0312	714	1.91	0.0482
254673ZL3	124129	CD: Discover Bank	08/28/2019	06/26/2026	2.650	2.200	250,000.00	282,396.69	(7,092.50)	90.75	1.0284	2,186	5.60	0.3525
3130AABG2	120330	FHLB	04/27/2017	11/29/2021	1.875	1.867	500,000.00	512,863.33	(178.00)	833.33	1.0004	516	1.40	0.0276
3130AH2Z5	124283	FHLB	09/20/2019	09/16/2020	1.750	1.863	1,000,000.00	1,008,514.17	1,099.99	5,104.17	0.9989	77	0.21	0.0015
3133EJCE7	121937	FFCB	04/19/2018	02/12/2021	2.350	2.610	250,000.00	255,449.65	1,757.50	2,268.40	0.9930	226	0.61	0.0073
3133ELZY3	125064	FFCB	05/27/2020	05/20/2024	0.640	0.653	1,000,000.00	1,000,318.89	500.00	728.89	0.9995	1,419	3.84	0.1695
3134GVZS0	125078	FHLMC	05/28/2020	05/28/2025	0.900	0.900	1,000,000.00	1,000,505.00	0.00	825.00	1.0000	1,792	4.81	0.2596
3137EAEC9	120336	FHLMC	04/27/2017	08/12/2021	1.125	1.845	500,000.00	507,371.88	14,800.00	2,171.88	0.9704	407	1.11	0.0186
3137EAEL9	122322	FHLMC	07/30/2018	02/16/2021	2.375	2.815	750,000.00	766,894.69	8,062.50	6,580.73	0.9893	230	0.62	0.0075
38149MBW2	123875	CD: GOLDMAN SACHS	06/26/2019	06/26/2023	2.350	2.350	249,000.00	264,518.35	0.00	80.16	1.0000	1,090	2.90	0.1024
404280BA6	124985	CORP: HSBC	03/11/2020	05/25/2023	3.600	1.650	1,000,000.00	1,102,585.53	(60,620.00)	3,500.00	1.0606	1,058	2.77	0.0954
438670Q79	124456	MUNI: CTY HONOLULU	10/16/2019	11/01/2022	2.512	1.721	750,000.00	790,441.08	(17,325.00)	3,192.33	1.0231	853	2.28	0.0660
4423315T7	124242	MUNI: HOUSTON	09/10/2019	03/01/2024	1.950	1.845	500,000.00	512,539.84	(2,255.00)	3,232.34	1.0045	1,339	3.54	0.1474
44329MAH6	124227	CD: HSBC Bank	08/29/2019	08/28/2023	2.000	2.000	250,000.00	252,441.13	0.00	1,698.63	1.0000	1,153	3.06	0.1123
45506DWT8	123872	MUNI: INDIANA STATE	06/25/2019	07/01/2027	2.816	2.532	950,000.00	1,026,332.50	(19,475.00)	13,376.00	1.0205	2,556	6.38	0.4509
459200HP9	123963	CORP: IBM	07/15/2019	08/01/2023	3.375	2.423	500,000.00	556,124.94	(18,235.00)	7,031.25	1.0365	1,126	2.92	0.1059
48128H6D5	124229	CD: JPM Chase Bank	08/30/2019	08/31/2024	2.100	2.100	250,000.00	269,527.40	0.00	1,754.76	1.0000	1,522	4.00	0.1865
61760AV55	124127	CD: MORGAN	08/28/2019	08/22/2024	2.000	2.000	250,000.00	268,461.20	0.00	1,780.82	1.0000	1,513	3.98	0.1843
64966MEB1	124124	MUNI: NYC	08/28/2019	08/01/2027	2.520	2.128	300,000.00	318,144.00	(8,526.00)	3,150.00	1.0284	2,587	6.52	0.4687
64966MGL7	123854	MUNI: NYC Trans Fin	06/21/2019	12/01/2024	2.900	2.355	2,875,000.00	3,090,514.80	(79,522.50)	6,947.92	1.0277	1,614	4.19	0.2027
64990AKS3	124122	MUNI: NYSHGR	08/28/2019	03/15/2022	2.950	1.872	160,000.00	166,601.22	(4,227.20)	1,385.22	1.0264	622	1.66	0.0379
67869TAD7	123970	MUNI: OKL CNTY SD	07/15/2019	06/01/2024	2.650	2.260	1,000,000.00	1,045,908.33	(17,870.00)	2,208.33	1.0179	1,431	3.75	0.1646
68607VT54	123966	MUNI: OREGON LOTTERY	07/15/2019	04/01/2025	2.946	2.270	1,000,000.00	1,096,546.83	(35,860.00)	7,446.83	1.0359	1,735	4.46	0.2288
73474TAR1	123965	MUNI: PORT OF MORROW	07/15/2019	09/01/2025	2.302	2.423	500,000.00	529,760.61	3,435.00	3,900.61	0.9931	1,888	4.88	0.2708
73723RH6	124121	MUNI: CITY OF PORTS	08/28/2019	02/01/2027	2.000	1.967	500,000.00	526,168.35	(1,140.00)	4,148.35	1.0023	2,406	6.18	0.4230

Investment Report

July 1, 2020

<u>CUSIP</u>	<u>ContNo</u>	<u>Issuer</u>	<u>Purchase Date</u>	<u>Maturity Date</u>	<u>Coupon</u>	<u>Yield to Maturity</u>	<u>Current Par</u>	<u>Market Value</u>	<u>(Premium)/Discount</u>	<u>Accrued Interest</u>	<u>Original Cost</u>	<u>Days To Maturity</u>	<u>Duration</u>	<u>Convexity</u>
Stanton II General Reserve (Continued)														
7954503Q6	123877	CD: SALLIE MAE	06/26/2019	06/27/2022	2.250	2.248	249,000.00	257,501.26	0.00	76.75	1.0000	726	1.96	0.0498
88213AGC3	124126	MUNI: TEXAS A&M UNIV	08/28/2019	05/15/2027	2.508	2.058	100,000.00	107,235.32	(3,175.00)	320.32	1.0318	2,509	6.38	0.4497
88213AHL2	123968	MUNI: TEXAS A&M UNIV	07/15/2019	05/15/2024	2.884	2.215	500,000.00	542,190.11	(15,195.00)	1,882.61	1.0304	1,414	3.69	0.1603
9128285G1	124696	US Treasury	11/26/2019	10/31/2020	2.875	1.631	500,000.00	506,958.19	(5,691.73)	2,475.69	1.0114	122	0.34	0.0029
912828PC8	122320	US Treasury	07/30/2018	11/15/2020	2.625	2.732	1,000,000.00	1,012,569.58	2,382.81	3,352.58	0.9976	137	0.38	0.0033
912828QN3	111818	US Treasury	05/20/2011	05/15/2021	3.125	3.208	500,000.00	514,847.83	3,515.60	1,995.58	0.9930	318	0.87	0.0125
912828W89	121938	US Treasury	04/19/2018	03/31/2022	1.875	2.624	1,050,000.00	1,086,312.10	29,326.17	4,975.37	0.9721	638	1.72	0.0399
94974BFR6	124975	CORP: WELLS FARGO	02/18/2020	01/22/2021	3.000	1.671	1,200,000.00	1,234,892.75	(14,616.00)	15,900.00	1.0122	205	0.55	0.0065
949763RK4	124130	CD: WELLS FARGO	08/28/2019	06/14/2022	3.100	1.949	245,000.00	259,138.18	(7,663.60)	353.74	1.0313	713	1.90	0.0481
VP4560000	124594	Wells Fargo	11/04/2019	07/01/2020	0.060	0.060	760,877.55	760,877.55	0.00	33.10	1.0000	0	0.00	0.0000
					2.452	1.996	27,435,877.55	28,712,865.02	(344,902.23)	167,528.60	1.0126	1,016	2.65	0.1253
Stanton II O&M														
3130AD4X7	121509	FHLB	12/29/2017	12/11/2020	2.000	2.050	500,000.00	504,561.45	715.00	546.45	0.9986	163	0.45	0.0042
3130AD4X7	121510	FHLB	12/29/2017	12/11/2020	2.000	2.050	500,000.00	504,561.45	715.00	546.45	0.9986	163	0.45	0.0042
3130AH5P4	124323	FHLB	09/27/2019	09/24/2020	1.875	1.797	1,000,000.00	1,009,067.08	(760.00)	5,052.08	1.0008	85	0.23	0.0017
3132X02W0	122214	Great Pacific	06/29/2018	06/29/2021	2.750	2.750	2,500,000.00	2,563,744.44	0.00	381.94	1.0000	363	0.99	0.0152
83369BT48	125091	CP: Societe Generale	06/08/2020	06/04/2021	0.000	0.523	1,500,000.00	1,492,725.79	7,821.66	0.00	0.9948	338	0.93	0.0131
9128282F6	124029	US Treasury	07/25/2019	08/31/2021	1.125	1.314	1,500,000.00	1,522,429.79	5,859.37	5,640.29	0.9961	426	1.16	0.0200
N/A	123724	STANTON II SBA	05/24/2019	07/01/2020	0.530	0.530	1,688,607.96	1,688,607.96	0.00	1,046.24	1.0000	0	0.00	0.0000
VP4560000	124613	Wells Fargo	11/21/2019	07/01/2020	0.060	0.060	2,365,853.94	2,365,853.94	0.00	96.60	1.0000	0	0.00	0.0000
					1.166	1.256	11,554,461.90	11,651,551.90	14,351.03	13,310.05	0.9988	199	0.54	0.0081
STANTON II PROJECT FUND 2020 POOLED LOAN														
N/A	125105	TD Bank	06/25/2020	07/01/2020	0.010	0.010	5,100.00	5,100.00	0.00	0.01	1.0000	0	0.00	0.0000
					0.010	0.010	5,100.00	5,100.00	0.00	0.01	1.0000	0	0.00	0.0000
Stanton II R&R														
3130AF5B9	124461	Wells Fargo	10/15/2019	10/12/2021	3.000	1.589	550,000.00	573,357.58	(15,154.60)	3,575.00	1.0276	468	1.26	0.0235
46625HRT9	123892	JP MORGAN SEC	06/27/2019	06/07/2021	2.400	2.250	500,000.00	511,256.83	(1,415.00)	800.00	1.0028	341	0.93	0.0138
53948AMA6	125093	CP: LLOYDS BANK	06/11/2020	12/10/2020	0.000	0.351	500,000.00	499,210.20	884.72	0.00	0.9982	162	0.44	0.0042
9128285G1	124694	US Treasury	11/26/2019	10/31/2020	2.875	1.631	600,000.00	608,349.83	(6,830.06)	2,970.83	1.0114	122	0.34	0.0029
VP4560000	124595	Wells Fargo	11/04/2019	07/01/2020	0.060	0.060	718,811.78	718,811.78	0.00	37.32	1.0000	0	0.00	0.0000
					1.610	1.114	2,868,811.78	2,910,986.22	(22,514.94)	7,383.15	1.0078	203	0.55	0.0082
STN2 Pool Summary					1.541	1.382	60,683,186.05	62,156,913.06	(349,809.57)	211,318.24	1.0058	527	1.38	0.0593

Investment Report

July 1, 2020

<u>CUSIP</u>	<u>ContNo</u>	<u>Issuer</u>	<u>Purchase Date</u>	<u>Maturity Date</u>	<u>Coupon</u>	<u>Yield to Maturity</u>	<u>Current Par</u>	<u>Market Value</u>	<u>(Premium)/ Discount</u>	<u>Accrued Interest</u>	<u>Original Cost</u>	<u>Days To Maturity</u>	<u>Duration</u>	<u>Convexity</u>
Tri City Contingency														
419792KE5	124474	MUNI: HAWAII ST GO	10/28/2019	10/01/2021	1.934	1.673	500,000.00	512,804.36	(2,445.00)	2,444.36	1.0049	457	1.24	0.0225
44244CTD9	124473	MUNI HOUSTON UTILITY	10/28/2019	11/15/2020	2.810	1.745	300,000.00	303,706.08	(3,222.00)	1,100.58	1.0107	137	0.38	0.0033
914745FV1	124577	Muni Univ of Alabama	11/06/2019	10/01/2021	4.000	1.711	205,000.00	215,834.48	(8,747.35)	2,072.78	1.0427	457	1.22	0.0225
VP4560000	124597	Wells Fargo	11/04/2019	07/01/2020	0.060	0.060	99,120.57	99,120.57	0.00	5.13	1.0000	0	0.00	0.0000
					2.387	1.555	1,104,120.57	1,131,465.49	(14,414.35)	5,622.85	1.0131	329	0.89	0.0153
Tri City General Reserve														
9128285G1	124700	US Treasury	11/26/2019	10/31/2020	2.875	1.631	100,000.00	101,391.64	(1,138.35)	495.14	1.0114	122	0.34	0.0029
VP4560000	124598	Wells Fargo	11/04/2019	07/01/2020	0.060	0.060	567,809.33	567,809.33	0.00	10.59	1.0000	0	0.00	0.0000
					0.482	0.295	667,809.33	669,200.97	(1,138.35)	505.73	1.0017	18	0.05	0.0004
Tri City O&M														
00850UKN3	124470	Vining Sparks	10/25/2019	10/22/2020	0.000	2.096	350,000.00	349,652.14	7,164.21	0.00	0.9795	113	0.31	0.0025
N/A	123486	TRI CITY SBA	04/18/2019	07/01/2020	0.530	0.530	806,437.34	806,437.34	0.00	402.22	1.0000	0	0.00	0.0000
VP4560000	124614	Wells Fargo	11/21/2019	07/01/2020	0.060	0.060	525,539.26	525,539.26	0.00	23.96	1.0000	0	0.00	0.0000
					0.273	0.709	1,681,976.60	1,681,628.74	7,164.21	426.18	0.9957	24	0.06	0.0005
Tri City R&R														
196707B85	124471	MUNI COLORADO ST BRD	10/25/2019	03/01/2021	3.172	1.770	215,000.00	220,653.33	(3,994.70)	2,311.15	1.0186	243	0.66	0.0082
31422BNE6	124463	FAMCA	10/25/2019	10/21/2021	1.600	1.631	185,000.00	188,767.74	112.66	575.56	0.9994	477	1.29	0.0242
46625HHU7	124441	OPPENHEIMER	10/16/2019	10/15/2020	4.250	1.981	400,000.00	408,328.64	(8,920.00)	3,588.89	1.0223	106	0.29	0.0023
9128285G1	124698	US Treasury	11/26/2019	10/31/2020	2.875	1.631	300,000.00	304,174.92	(3,415.03)	1,485.42	1.0114	122	0.34	0.0029
VP4560000	124578	Wells Fargo	11/04/2019	07/01/2020	0.060	0.060	434,892.50	434,892.50	0.00	15.20	1.0000	0	0.00	0.0000
					2.324	1.296	1,534,892.50	1,556,817.13	(16,217.07)	7,976.22	1.0106	143	0.39	0.0052
TRI Pool Summary					1.400	1.022	4,988,799.00	5,039,112.33	(24,605.56)	14,530.98	1.0049	127	0.35	0.0052
Open Investments					1.009	1.046	428,177,752.91	435,152,761.05	(979,998.97)	1,107,595.51	1.0023	343	0.87	0.0500