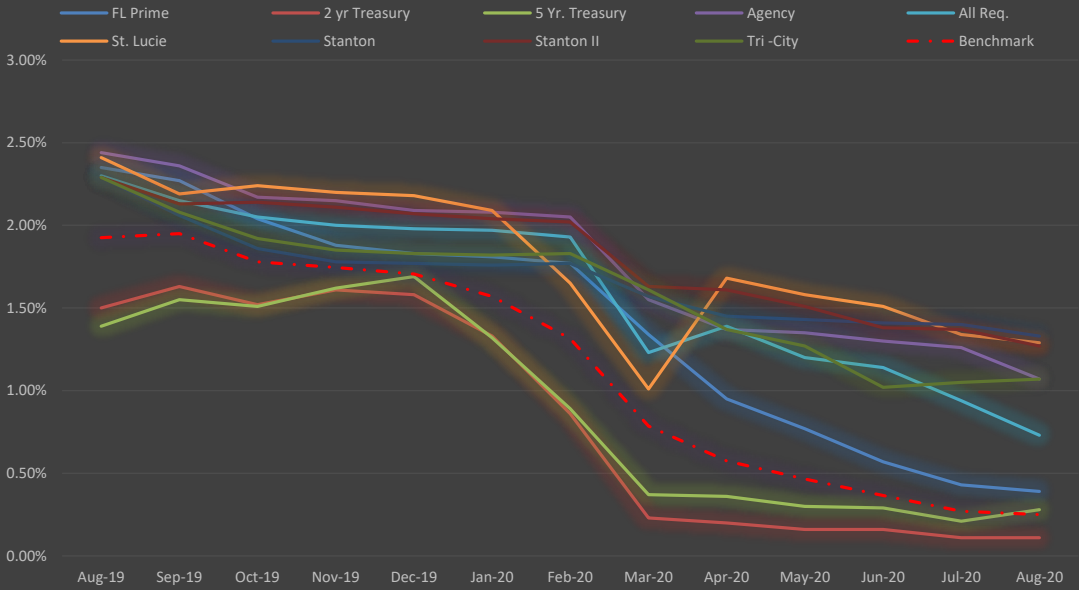
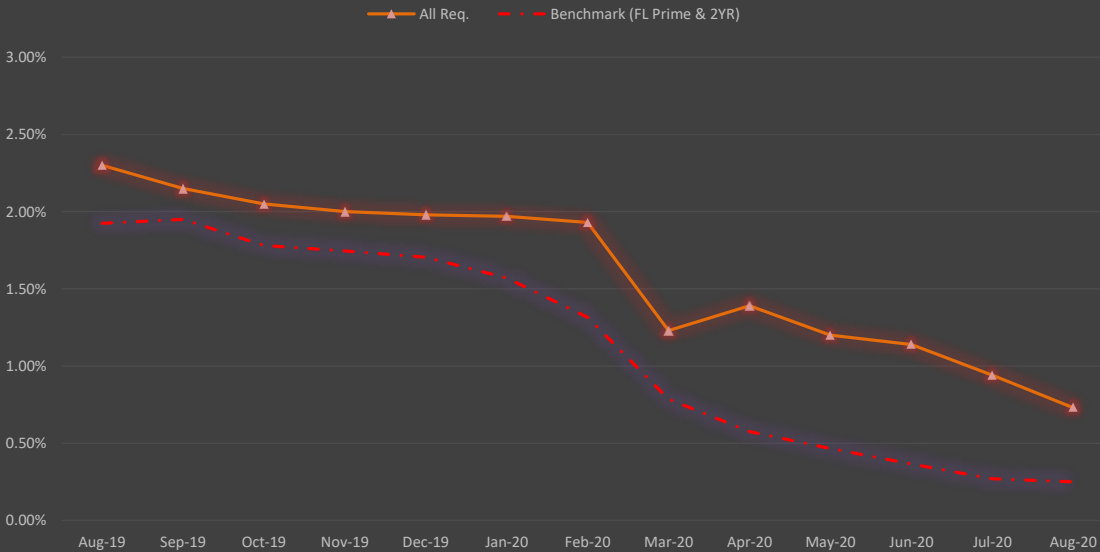


**FMPA BOD Projects Total Weighted Average Yield vs.  
Florida Prime and 2 YR & 5YR Treasury  
(AUG 2019 - AUG 2020)**



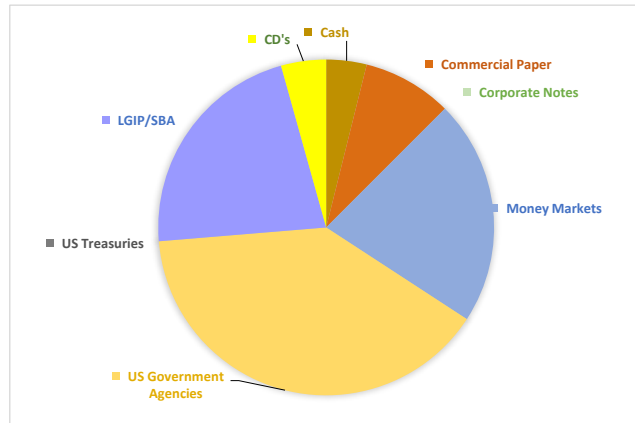
Month	FL Prime	2 yr Treasury	5 Yr. Treasury	Agency	All Req.	St. Lucie	Stanton	Stanton II	Tri -City
8/31/2019	2.35%	1.50%	1.39%	2.44%	2.30%	2.41%	2.29%	2.29%	2.29%
9/30/2019	2.27%	1.63%	1.55%	2.36%	2.15%	2.19%	2.06%	2.13%	2.08%
10/31/2019	2.04%	1.52%	1.51%	2.17%	2.05%	2.24%	1.86%	2.14%	1.92%
11/30/2019	1.88%	1.61%	1.62%	2.15%	2.00%	2.20%	1.78%	2.11%	1.85%
12/31/2019	1.83%	1.58%	1.69%	2.09%	1.98%	2.18%	1.77%	2.07%	1.83%
1/31/2020	1.81%	1.33%	1.32%	2.08%	1.97%	2.09%	1.76%	2.04%	1.82%
2/29/2020	1.77%	0.86%	0.89%	2.05%	1.93%	1.65%	1.77%	2.02%	1.83%
3/31/2020	1.34%	0.23%	0.37%	1.55%	1.23%	1.01%	1.57%	1.63%	1.61%
4/30/2020	0.95%	0.20%	0.36%	1.37%	1.39%	1.68%	1.45%	1.61%	1.37%
5/31/2020	0.77%	0.16%	0.30%	1.35%	1.20%	1.58%	1.43%	1.51%	1.27%
6/30/2020	0.57%	0.16%	0.29%	1.30%	1.14%	1.51%	1.41%	1.38%	1.02%
7/31/2020	0.43%	0.11%	0.21%	1.26%	0.94%	1.34%	1.40%	1.37%	1.05%
8/31/2020	0.39%	0.11%	0.28%	1.07%	0.73%	1.29%	1.33%	1.27%	1.07%

**FMPA All-Requirements Total Weighted Average Yield vs.  
Florida Prime and 2 Year Treasury  
(AUG 2019 - AUG 2020)**

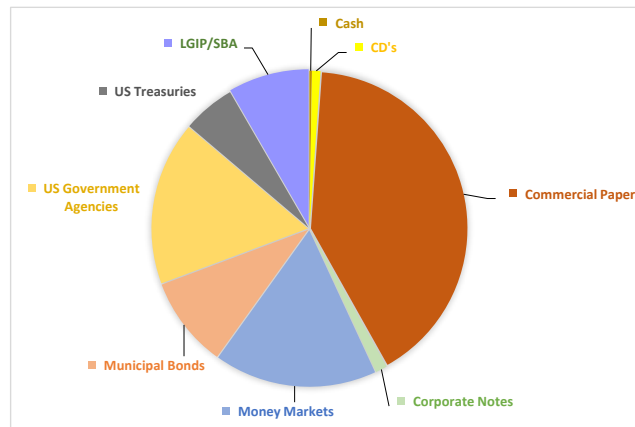


**Investment Diversification by Type**  
**August 31, 2020**

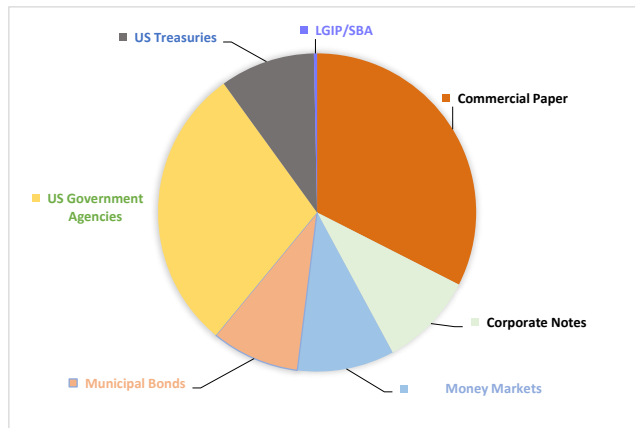
Agency Issuer	Market Value	Percentage
Cash	450,000.00	3.89%
Commercial Paper	997,074.63	8.61%
Corporate Notes	0.00	0.00%
Money Markets	2,511,440.65	21.69%
US Government Agencies	4,571,621.40	39.49%
US Treasuries	0.00	0.00%
LGIP/SBA	2,544,421.52	21.98%
CD's	501,736.18	4.33%
<b>TOTAL</b>	<b>11,576,294.38</b>	<b>100.00%</b>



All-Requirements Issuer	Market Value	Percentage
Cash	450,000.00	0.25%
CD's	1,559,623.34	0.87%
Commercial Paper	72,655,162.51	40.74%
Corporate Notes	2,185,328.24	1.23%
Money Markets	29,979,825.08	16.81%
Municipal Bonds	16,748,857.67	9.39%
US Government Agencies	30,187,993.91	16.93%
US Treasuries	9,681,443.46	5.43%
LGIP/SBA	14,901,411.85	8.36%
<b>TOTAL</b>	<b>178,349,646.06</b>	<b>100.00%</b>



* St. Lucie Issuer	Market Value	Percentage
Cash	200,000.00	0.20%
Commercial Paper	32,182,495.51	32.42%
Corporate Notes	9,542,227.14	9.61%
Money Markets	9,767,827.61	9.84%
Municipal Bonds	8,903,849.53	8.97%
US Government Agencies	28,782,591.15	29.00%
US Treasuries	9,562,450.28	9.63%
LGIP/SBA	320,086.43	0.32%
<b>Total</b>	<b>99,261,527.65</b>	<b>100.00%</b>

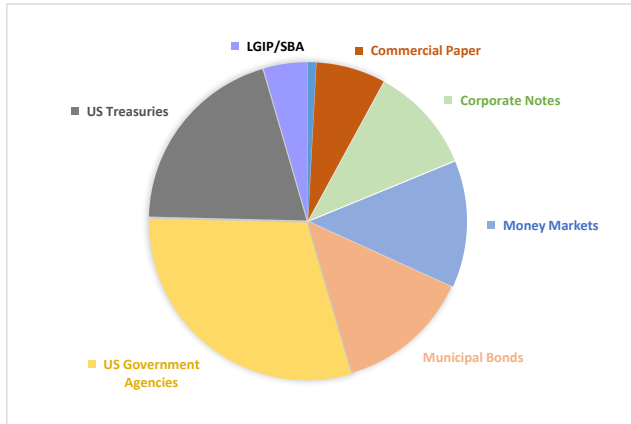


\* - Investments held under the Forward Delivery Agreements in the St. Lucie Project are exempt from diversification process.

Investment Diversification by Type  
August 31, 2020

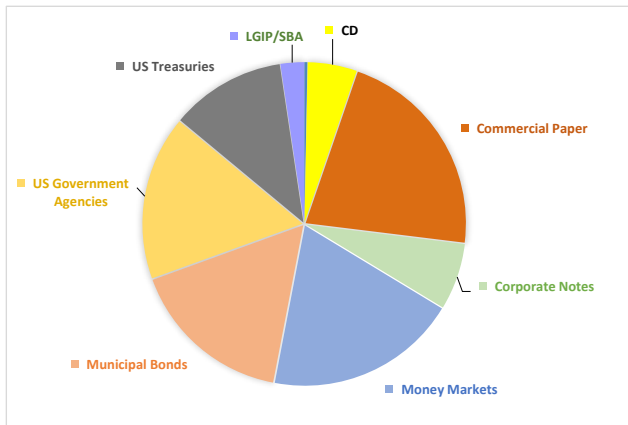
**Stanton**

Issuer	Market Value	Percentage
Cash	200,000.00	0.84%
Commercial Paper	1,683,508.74	7.10%
Corporate Notes	2,573,092.38	10.85%
Money Markets	3,084,863.74	13.00%
Municipal Bonds	3,237,158.95	13.65%
US Government Agencies	7,106,983.33	29.96%
US Treasuries	4,766,516.24	20.09%
LGIP/SBA	1,070,261.94	4.51%
<b>Total</b>	<b>23,722,385.32</b>	<b>100.00%</b>



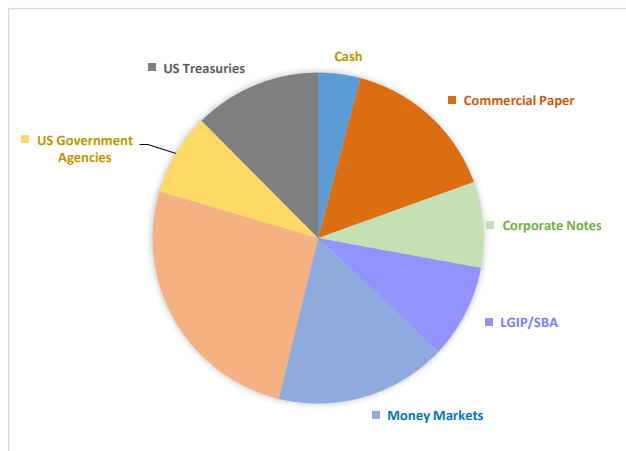
**Stanton II**

Issuer	Market Value	Percentage
Cash	200,000.00	0.32%
CD	3,113,674.06	4.96%
Commercial Paper	13,586,384.38	21.66%
Corporate Notes	4,212,725.59	6.72%
Money Markets	12,136,072.16	19.35%
Municipal Bonds	10,312,597.47	16.44%
US Government Agencies	10,391,808.73	16.57%
US Treasuries	7,273,293.23	11.60%
LGIP/SBA	1,489,763.28	2.38%
<b>Total</b>	<b>62,716,318.90</b>	<b>100.00%</b>



**Tri-City**

Issuer	Market Value	Percentage
Cash	200,000.00	4.11%
Commercial Paper	748,719.38	15.39%
Corporate Notes	408,449.38	8.40%
LGIP/SBA	446,805.20	9.18%
Money Markets	814,729.92	16.75%
Municipal Bonds	1,251,158.80	25.72%
US Government Agencies	389,727.84	8.01%
US Treasuries	605,654.75	12.45%
<b>Total</b>	<b>4,865,245.27</b>	<b>100.00%</b>



# Investment Report

September 1, 2020

<u>CUSIP</u>	<u>ContNo</u>	<u>Issuer</u>	<u>Purchase Date</u>	<u>Maturity Date</u>	<u>Coupon</u>	<u>Yield to Maturity</u>	<u>Current Par</u>	<u>Market Value</u>	<u>(Premium)/Discount</u>	<u>Accrued Interest</u>	<u>Original Cost</u>	<u>Days To Maturity</u>	<u>Duration</u>	<u>Convexity</u>
<b>Agency O&amp;M</b>														
05990CUD4	125179	CP: BCI MIAMI	08/21/2020	07/13/2021	0.000	0.401	1,000,000.00	997,074.63	3,622.22	0.00	0.9964	315	0.86	0.0117
3132X0T84	123046	FAMCA	04/30/2018	04/19/2021	2.650	2.745	2,500,000.00	2,559,391.67	6,750.00	24,291.67	0.9973	230	0.62	0.0075
3135G04B6	125042	FNMA	04/30/2020	04/28/2023	0.625	0.625	1,000,000.00	1,003,088.06	0.00	2,118.06	1.0000	969	2.63	0.0841
3137EAEK1	121750	FHLMC	02/28/2018	11/17/2020	1.875	2.397	1,000,000.00	1,009,141.67	13,780.00	5,416.67	0.9862	77	0.21	0.0015
87270LBS1	124438	CD: TIAA FSB	10/16/2019	08/04/2021	2.750	1.847	245,000.00	251,403.95	(3,885.70)	516.85	1.0159	337	0.92	0.0135
940637MN8	125049	CD: Washington Trust	05/01/2020	10/01/2020	0.400	0.335	250,000.00	250,332.23	0.00	336.99	1.0000	30	0.08	0.0005
N/A	123628	AGENCY SBA	05/10/2019	09/01/2020	0.360	0.360	2,544,421.52	2,544,421.52	0.00	941.46	1.0000	0	0.00	0.0000
VP4560000	124711	Wells Fargo	11/26/2019	09/01/2020	0.010	0.010	2,511,440.65	2,511,440.65	0.00	29.74	1.0000	0	0.00	0.0000
					<b>0.981</b>	<b>1.065</b>	<b>11,050,862.17</b>	<b>11,126,294.38</b>	<b>20,266.52</b>	<b>33,651.44</b>	<b>0.9982</b>	<b>183</b>	<b>0.50</b>	<b>0.0108</b>
<b>AGN Pool Summary</b>					<b>0.981</b>	<b>1.065</b>	<b>11,050,862.17</b>	<b>11,126,294.38</b>	<b>20,266.52</b>	<b>33,651.44</b>	<b>0.9982</b>	<b>183</b>	<b>0.50</b>	<b>0.0108</b>
<b>All Requirements Construction 2013A</b>														
3773E2JG5	125035	CP: Glaxosmithkline	04/23/2020	09/16/2020	0.000	1.095	1,000,000.00	999,860.43	4,420.54	0.00	0.9956	15	0.04	0.0002
591577TKG7	125124	CP: Metlife	07/08/2020	10/16/2020	0.000	0.160	1,000,000.00	999,581.39	444.45	0.00	0.9996	45	0.12	0.0008
N/A	116079	Goldman Sachs M-Mkt	09/17/2013	09/01/2020	0.010	0.010	734,935.39	734,935.39	0.00	6.53	1.0000	0	0.00	0.0000
					<b>0.003</b>	<b>0.462</b>	<b>2,734,935.39</b>	<b>2,734,377.21</b>	<b>4,864.99</b>	<b>6.53</b>	<b>0.9982</b>	<b>22</b>	<b>0.06</b>	<b>0.0004</b>
<b>All Requirements Contingency</b>														
3130A0XD7	121859	FHLB	03/19/2018	03/12/2021	2.375	2.514	800,000.00	818,507.44	3,184.00	8,919.44	0.9960	192	0.52	0.0058
79642B3M3	120585	MUNI: SANWTR	06/20/2017	05/15/2023	5.000	1.390	270,000.00	308,568.75	(55,047.60)	3,975.00	1.2039	986	2.54	0.0821
VP4560000	124582	Wells Fargo	11/04/2019	09/01/2020	0.010	0.010	281,250.89	281,250.89	0.00	4.46	1.0000	0	0.00	0.0000
					<b>2.407</b>	<b>1.768</b>	<b>1,351,250.89</b>	<b>1,408,327.08</b>	<b>(51,863.60)</b>	<b>12,898.90</b>	<b>1.0384</b>	<b>311</b>	<b>0.81</b>	<b>0.0199</b>
<b>All Requirements Debt Service 2015B</b>														
16536HJW2	125101	CP: CHESHAM FINANCE	06/11/2020	09/30/2020	0.000	0.240	1,000,000.00	999,730.19	740.00	0.00	0.9993	29	0.08	0.0005
3137EAEJ4	125125	FHLMC	07/08/2020	09/29/2020	1.625	0.135	1,000,000.00	1,008,062.95	(3,350.00)	6,861.11	1.0034	28	0.08	0.0004
3773E2JG5	125034	CP: Glaxosmithkline	04/23/2020	09/16/2020	0.000	1.095	1,000,000.00	999,860.43	4,420.56	0.00	0.9956	15	0.04	0.0002
54316TJW3	125189	LONGSHIP FUNDING	08/27/2020	09/30/2020	0.000	0.110	1,000,000.00	999,730.19	103.89	0.00	0.9999	29	0.08	0.0005
62455AJR9	125076	CP: Mountcliff Fund	05/27/2020	09/25/2020	0.000	0.431	1,000,000.00	999,776.70	1,445.28	0.00	0.9986	24	0.07	0.0004
9127964A4	125150	US Treasury	07/30/2020	09/29/2020	0.000	0.077	1,000,000.00	999,922.83	127.08	0.00	0.9999	28	0.08	0.0004
N/A	118434	Goldman Sachs M-Mkt	01/28/2016	09/01/2020	0.010	0.010	1,776,797.71	1,776,797.71	0.00	3.08	1.0000	0	0.00	0.0000
					<b>0.211</b>	<b>0.271</b>	<b>7,776,797.71</b>	<b>7,783,881.00</b>	<b>3,486.81</b>	<b>6,864.19</b>	<b>0.9996</b>	<b>20</b>	<b>0.05</b>	<b>0.0003</b>

# Investment Report

September 1, 2020

<u>CUSIP</u>	<u>ContNo</u>	<u>Issuer</u>	<u>Purchase Date</u>	<u>Maturity Date</u>	<u>Coupon</u>	<u>Yield to Maturity</u>	<u>Current Par</u>	<u>Market Value</u>	<u>(Premium)/Discount</u>	<u>Accrued Interest</u>	<u>Original Cost</u>	<u>Days To Maturity</u>	<u>Duration</u>	<u>Convexity</u>
<b>ALL REQUIREMENTS DEBT SERVICE 2016A</b>														
22533TJP2	125127	CP: Credit Agricole	07/08/2020	09/23/2020	0.000	0.170	5,000,000.00	4,998,976.52	1,818.10	0.00	0.9996	22	0.06	0.0003
2284K0JA4	125103	CROWNPOINTCA P	06/11/2020	09/10/2020	0.000	0.250	5,500,000.00	5,499,539.38	3,475.72	0.00	0.9994	9	0.02	0.0001
2546R2J98	125013	CP: WALT DISNEY	04/15/2020	09/09/2020	0.000	1.763	5,000,000.00	4,999,627.46	35,729.20	0.00	0.9929	8	0.02	0.0001
52952LJM5	125191	CP: Lexington Parker	08/27/2020	09/21/2020	0.000	0.140	5,000,000.00	4,999,069.55	486.15	0.00	0.9999	20	0.05	0.0003
62455AJR9	125077	CP: Mountcliff Fund	05/27/2020	09/25/2020	0.000	0.431	4,000,000.00	3,999,106.80	5,781.11	0.00	0.9986	24	0.07	0.0004
62479LJW6	125011	CP: MUFG Bank	04/15/2020	09/30/2020	0.000	1.106	5,000,000.00	4,998,649.81	25,666.70	0.00	0.9949	29	0.08	0.0005
6385E0JP9	125173	NATIONWIDE	08/18/2020	09/23/2020	0.000	0.150	4,000,000.00	3,999,181.22	600.00	0.00	0.9999	22	0.06	0.0003
89233GWJ7	125014	CP: Toyota Motor	04/15/2020	09/30/2020	0.000	1.592	5,000,000.00	4,998,649.81	36,866.70	0.00	0.9926	29	0.08	0.0005
9127964A4	125158	US Treasury	07/30/2020	09/29/2020	0.000	0.077	5,000,000.00	4,999,614.17	635.40	0.00	0.9999	28	0.08	0.0004
N/A	118861	Goldman Sachs M-Mkt	05/12/2016	09/01/2020	0.010	0.010	434,910.64	434,910.64	0.00	24.06	1.0000	0	0.00	0.0000
					<b>0.000</b>	<b>0.636</b>	<b>43,934,910.64</b>	<b>43,927,325.36</b>	<b>111,059.08</b>	<b>24.06</b>	<b>0.9975</b>	<b>21</b>	<b>0.06</b>	<b>0.0003</b>
<b>ALL REQUIREMENTS DEBT SERVICE 2017A</b>														
9127964A4	125152	US Treasury	07/30/2020	09/29/2020	0.000	0.077	1,000,000.00	999,922.83	127.08	0.00	0.9999	28	0.08	0.0004
N/A	120615	Goldman Sachs M-Mkt	06/30/2017	09/01/2020	0.010	0.010	457,151.96	457,151.96	0.00	2.05	1.0000	0	0.00	0.0000
					<b>0.003</b>	<b>0.056</b>	<b>1,457,151.96</b>	<b>1,457,074.79</b>	<b>127.08</b>	<b>2.05</b>	<b>0.9999</b>	<b>19</b>	<b>0.05</b>	<b>0.0003</b>
<b>ALL REQUIREMENTS DEBT SERVICE 2017B</b>														
3137EAEJ4	125126	FHLMC	07/08/2020	09/29/2020	1.625	0.135	1,000,000.00	1,008,062.95	(3,350.00)	6,861.11	1.0034	28	0.08	0.0004
N/A	120616	Goldman Sachs M-Mkt	06/30/2017	09/01/2020	0.010	0.010	1,664,416.51	1,664,416.51	0.00	6.18	1.0000	0	0.00	0.0000
					<b>0.616</b>	<b>0.057</b>	<b>2,664,416.51</b>	<b>2,672,479.46</b>	<b>(3,350.00)</b>	<b>6,867.29</b>	<b>1.0013</b>	<b>11</b>	<b>0.03</b>	<b>0.0002</b>
<b>ALL REQUIREMENTS DEBT SERVICE 2018A</b>														
N/A	122318	Goldman Sachs M-Mkt	07/26/2018	09/01/2020	0.010	0.010	886,878.19	886,878.19	0.00	6.65	1.0000	0	0.00	0.0000
					<b>0.010</b>	<b>0.010</b>	<b>886,878.19</b>	<b>886,878.19</b>	<b>0.00</b>	<b>6.65</b>	<b>1.0000</b>	<b>0</b>	<b>0.00</b>	<b>0.0000</b>
<b>ALL REQUIREMENTS DEBT SERVICE 2019A</b>														
54316TJW3	125190	LONGSHIP FUNDING	08/27/2020	09/30/2020	0.000	0.110	3,000,000.00	2,999,190.58	311.67	0.00	0.9999	29	0.08	0.0005
62455AJR9	125075	CP: Mountcliff Fund	05/27/2020	09/25/2020	0.000	0.431	700,000.00	699,843.69	1,011.69	0.00	0.9986	24	0.07	0.0004
N/A	124837	Goldman Sachs M-Mkt	11/25/2019	09/01/2020	0.010	0.010	341,127.62	341,127.62	0.00	8.02	1.0000	0	0.00	0.0000
					<b>0.001</b>	<b>0.157</b>	<b>4,041,127.62</b>	<b>4,040,161.89</b>	<b>1,323.36</b>	<b>8.02</b>	<b>0.9997</b>	<b>26</b>	<b>0.07</b>	<b>0.0004</b>
<b>ALL REQUIREMENTS DEBT SERVICE 2019B</b>														
9127964A4	125153	US Treasury	07/30/2020	09/29/2020	0.000	0.077	700,000.00	699,945.98	88.96	0.00	0.9999	28	0.08	0.0004
N/A	124838	Goldman Sachs M-Mkt	11/25/2019	09/01/2020	0.010	0.010	834,037.42	834,037.42	0.00	6.31	1.0000	0	0.00	0.0000
					<b>0.005</b>	<b>0.040</b>	<b>1,534,037.42</b>	<b>1,533,983.40</b>	<b>88.96</b>	<b>6.31</b>	<b>0.9999</b>	<b>13</b>	<b>0.03</b>	<b>0.0002</b>

# Investment Report

September 1, 2020

<u>CUSIP</u>	<u>ContNo</u>	<u>Issuer</u>	<u>Purchase Date</u>	<u>Maturity Date</u>	<u>Coupon</u>	<u>Yield to Maturity</u>	<u>Current Par</u>	<u>Market Value</u>	<u>(Premium)/Discount</u>	<u>Accrued Interest</u>	<u>Original Cost</u>	<u>Days To Maturity</u>	<u>Duration</u>	<u>Convexity</u>
<b>All Requirements General Reserve</b>														
3133ELW67	125140	FFCB	07/21/2020	07/21/2022	0.220	0.245	1,500,000.00	1,501,736.97	750.00	366.67	0.9995	688	1.88	0.0453
372348BZ4	122077	CD: GENOA	02/28/2018	02/28/2023	2.550	2.550	245,000.00	259,353.12	0.00	68.47	1.0000	910	2.42	0.0740
87270LBF9	121723	CD: TIAA FSB	02/23/2018	02/23/2023	2.500	2.500	245,000.00	259,052.93	0.00	134.25	1.0000	905	2.42	0.0734
VP4560000	124710	Wells Fargo	11/25/2019	09/01/2020	0.010	0.010	896,224.93	896,224.93	0.00	13.82	1.0000	0	0.00	0.0000
					<b>0.546</b>	<b>0.559</b>	<b>2,886,224.93</b>	<b>2,916,367.95</b>	<b>750.00</b>	<b>583.21</b>	<b>0.9997</b>	<b>512</b>	<b>1.39</b>	<b>0.0361</b>
<b>ALL REQUIREMENTS GENERAL RESERVE RPA</b>														
00084BQS6	125133	CP: ABN Amro Funding	07/16/2020	03/26/2021	0.000	0.260	1,000,000.00	998,084.96	1,827.22	0.00	0.9982	206	0.56	0.0060
05990CJM7	125138	CP: BCI MIAMI	07/16/2020	09/21/2020	0.000	0.320	2,000,000.00	1,999,627.82	1,191.11	0.00	0.9994	20	0.05	0.0003
05990CKF0	125137	CP: BCI MIAMI	07/16/2020	10/15/2020	0.000	0.410	1,000,000.00	999,590.69	1,036.39	0.00	0.9990	44	0.12	0.0007
40588LJW0	125097	CP: HALKIN FINANCE	06/11/2020	09/30/2020	0.000	0.240	2,000,000.00	1,999,460.38	1,480.00	0.00	0.9993	29	0.08	0.0005
45581BJW8	125095	CP: ICBC/NEW YORK	06/11/2020	09/30/2020	0.000	0.441	2,000,000.00	1,999,460.38	2,713.33	0.00	0.9986	29	0.08	0.0005
VP4560000	124584	Wells Fargo	11/04/2019	09/01/2020	0.010	0.010	737,448.50	737,448.50	0.00	15.61	1.0000	0	0.00	0.0000
					<b>0.001</b>	<b>0.307</b>	<b>8,737,448.50</b>	<b>8,733,672.73</b>	<b>8,248.05</b>	<b>15.61</b>	<b>0.9991</b>	<b>46</b>	<b>0.13</b>	<b>0.0010</b>

# Investment Report

September 1, 2020

<u>CUSIP</u>	<u>ContNo</u>	<u>Issuer</u>	<u>Purchase Date</u>	<u>Maturity Date</u>	<u>Coupon</u>	<u>Yield to Maturity</u>	<u>Current Par</u>	<u>Market Value</u>	<u>(Premium)/Discount</u>	<u>Accrued Interest</u>	<u>Original Cost</u>	<u>Days To Maturity</u>	<u>Duration</u>	<u>Convexity</u>
<b>All Requirements O&amp;M</b>														
02587DY85	125142	CD: American Express	10/01/2019	09/06/2022	2.400	2.000	247,000.00	250,271.49	(2,798.51)	2,907.16	1.0113	735	1.96	0.0503
05571BV34	125172	CP: BCPE	08/18/2020	08/03/2021	0.000	0.281	2,000,000.00	1,993,760.42	5,444.44	0.00	0.9973	336	0.92	0.0130
05990CUD4	125178	CP: BCI MIAMI	08/21/2020	07/13/2021	0.000	0.401	1,000,000.00	997,074.63	3,622.22	0.00	0.9964	315	0.86	0.0117
06251A2D1	125186	CD: BANK HAPOALIM	08/26/2020	08/26/2022	0.250	0.250	249,000.00	249,380.50	0.00	10.23	1.0000	724	1.98	0.0497
254673MP8	125112	CD: Discover Bank	06/26/2020	02/22/2028	3.000	3.000	245,000.00	291,543.77	0.00	161.10	1.0000	2,730	6.82	0.5140
27873JPS8	125193	CP: EBURY FIN	08/28/2020	02/26/2021	0.000	0.170	2,500,000.00	2,495,862.07	2,148.61	0.00	0.9991	178	0.49	0.0048
3130A0EN6	124747	FHLB	12/12/2019	12/10/2021	2.875	1.645	3,000,000.00	3,121,766.25	(72,108.00)	19,406.25	1.0240	465	1.25	0.0232
3130AD4X7	121507	FHLB	12/29/2017	12/11/2020	2.000	2.050	1,000,000.00	1,010,220.87	1,430.00	4,480.87	0.9986	101	0.28	0.0021
3130AJZJ1	125184	FHLB	08/25/2020	08/25/2023	0.320	0.320	500,000.00	501,402.19	0.00	26.67	1.0000	1,088	2.97	0.1042
3132X02W0	122210	FAMCA	06/29/2018	06/29/2021	2.750	2.750	2,000,000.00	2,050,062.22	0.00	9,472.22	1.0000	301	0.82	0.0113
3133EJJD2	125197	FFCB	08/31/2020	04/05/2021	2.540	0.110	2,500,000.00	2,561,310.64	(36,087.50)	25,752.78	1.0144	216	0.59	0.0069
3133ELT53	125159	FFCB	07/30/2020	04/13/2023	0.370	0.370	2,125,000.00	2,135,030.75	0.00	1,048.33	1.0000	954	2.60	0.0819
3133ELYU2	125113	FFCB	06/26/2020	08/11/2022	0.350	0.362	700,000.00	699,513.11	175.00	136.11	0.9998	709	1.94	0.0478
3134GWFX9	125147	FHLMC	07/30/2020	07/29/2022	0.250	0.250	2,875,000.00	2,879,888.79	0.00	638.89	1.0000	696	1.90	0.0463
3134GWPC3	125177	FHLMC	08/21/2020	08/19/2022	0.200	0.210	750,000.00	750,431.36	150.00	50.00	0.9998	717	1.96	0.0488
3134GWSP2	125181	FHLMC	08/24/2020	08/24/2022	0.220	0.220	875,000.00	875,820.96	0.00	37.43	1.0000	722	1.97	0.0494
3135G05R0	125168	FNMA	08/11/2020	08/10/2023	0.300	0.338	2,000,000.00	2,004,731.28	2,284.00	350.00	0.9989	1,073	2.93	0.1016
3135G0Q89	125114	FNMA	06/26/2020	10/07/2021	1.375	1.751	1,000,000.00	1,015,767.64	4,730.00	2,482.64	0.9953	401	1.09	0.0181
404280BA6	125115	CORP: HSBC	06/26/2020	05/25/2023	3.600	1.525	500,000.00	550,342.24	(30,310.00)	3,250.00	1.0606	996	2.61	0.0856
419792KE5	124475	MUNI: HAWAII ST GO	10/28/2019	10/01/2021	1.934	1.673	2,000,000.00	2,049,969.00	(9,780.00)	16,439.00	1.0049	395	1.07	0.0178
4913137B2	121196	MUNI: KY STATE	10/19/2017	02/01/2022	5.000	0.952	530,000.00	567,342.03	(89,835.00)	2,208.33	1.1695	518	1.38	0.0277
63873JPN4	125081	CP: NATIXIS NY	05/29/2020	02/22/2021	0.000	0.478	5,000,000.00	4,992,020.45	17,559.72	0.00	0.9965	174	0.48	0.0046
64952WDR1	125180	CORP: NYLIFE	08/24/2020	09/20/2022	0.400	0.303	1,000,000.00	1,005,897.79	(2,891.53)	455.56	1.0029	749	2.04	0.0529
83369BT48	125089	CP: Societe Generale	06/08/2020	06/04/2021	0.000	0.523	1,000,000.00	997,435.89	5,214.44	0.00	0.9948	276	0.76	0.0095
8648136U9	124457	MUNI: SUFFOLKVA	10/17/2019	02/01/2023	1.937	1.859	1,000,000.00	1,041,474.17	(2,480.00)	1,614.17	1.0025	883	2.37	0.0706
912828B66	123230	US Treasury	02/21/2019	02/15/2024	2.750	2.554	1,480,000.00	1,612,999.28	(13,489.47)	1,880.16	1.0091	1,262	3.32	0.1321
940637MR9	125183	CD: Washington Trust	08/24/2020	08/24/2021	0.150	0.150	250,000.00	250,021.53	0.00	8.22	1.0000	357	0.98	0.0144
949763NT9	125110	Wells Fargo	06/26/2020	02/28/2023	2.750	2.750	245,000.00	260,574.96	0.00	73.84	1.0000	910	2.41	0.0738
N/A	123726	All Req. SBA	05/24/2019	09/01/2020	0.360	0.360	14,901,411.85	14,901,411.85	0.00	4,933.72	1.0000	0	0.00	0.0000
VP4560000	124611	Wells Fargo	11/21/2019	09/01/2020	0.010	0.010	19,182,159.61	19,182,159.61	0.00	229.56	1.0000	0	0.00	0.0000
					<b>0.676</b>	<b>0.549</b>	<b>72,654,571.46</b>	<b>73,295,487.74</b>	<b>(217,021.58)</b>	<b>98,053.24</b>	<b>1.0030</b>	<b>281</b>	<b>0.76</b>	<b>0.0203</b>

# Investment Report

September 1, 2020

CUSIP	ContNo	Issuer	Purchase Date	Maturity Date	Coupon	Yield to Maturity	Current Par	Market Value	(Premium)/Discount	Accrued Interest	Original Cost	Days To Maturity	Duration	Convexity
<b>All Requirements R&amp;R</b>														
00850USM7	125082	CP: AGRI BK NY	05/29/2020	05/21/2021	0.000	0.756	1,000,000.00	997,598.90	7,338.33	0.00	0.9927	262	0.72	0.0087
196711PW9	124692	MUNI COLORADO ST COP	11/26/2019	09/01/2020	2.658	1.792	1,750,000.00	1,750,000.00	(11,305.00)	23,774.33	1.0065	0	0.00	0.0000
3130A3KM5	121512	FHLB	12/29/2017	12/09/2022	2.500	2.265	1,000,000.00	1,056,977.70	(10,920.00)	5,737.70	1.0109	829	2.21	0.0628
3133EAG77	121753	FFCB	03/05/2018	08/07/2034	3.150	3.280	1,500,000.00	1,800,742.50	24,645.00	3,150.00	0.9836	5,088	11.74	1.4652
3133EK2J4	124465	FFCB	10/25/2019	10/21/2021	1.690	1.700	700,000.00	716,544.27	140.00	4,271.94	0.9998	415	1.12	0.0192
3133ELYU2	125062	FFCB	05/14/2020	08/11/2022	0.350	0.361	1,500,000.00	1,498,956.67	375.00	291.67	0.9998	709	1.94	0.0478
3134GWSB3	125187	FHLMC	08/26/2020	08/26/2022	0.220	0.223	1,000,000.00	1,000,925.17	50.00	30.56	1.0000	724	1.98	0.0496
3136G0FJ5	120128	FNMA	10/24/2013	10/30/2020	2.000	2.448	170,000.00	171,531.23	4,887.50	1,142.78	0.9713	59	0.16	0.0011
46849LTE1	123945	CORP: JACKSON NTL	06/28/2019	02/01/2022	3.300	2.278	600,000.00	629,088.21	(15,306.00)	1,705.00	1.0255	518	1.39	0.0278
53948AMA6	125094	CP: LLOYDS BANK	06/11/2020	12/10/2020	0.000	0.351	1,000,000.00	999,070.24	1,769.44	0.00	0.9982	100	0.27	0.0021
64985HZC4	121771	MUNI: NY ST ENV	03/06/2018	01/15/2028	3.061	3.524	105,000.00	118,036.93	4,024.65	410.68	0.9617	2,692	6.71	0.4968
64985HZF7	121770	MUNI: NY ST ENV	03/06/2018	01/15/2031	3.321	3.530	3,310,000.00	3,709,346.54	71,131.90	14,045.99	0.9785	3,788	9.01	0.8760
64985HZH3	121769	MUNI: NY ST ENV	03/06/2018	01/15/2033	3.421	3.620	1,980,000.00	2,210,167.63	45,045.00	8,655.13	0.9773	4,519	10.48	1.1718
880591DX7	121768	MUNI: TVA	03/05/2018	06/15/2035	4.650	3.317	1,100,000.00	1,524,629.33	(191,686.00)	10,798.33	1.1743	5,400	11.64	1.4460
89602NVL5	121773	MUNI: TRIBORO NY	03/06/2018	11/15/2032	5.450	3.800	2,000,000.00	2,596,934.44	(368,780.00)	32,094.44	1.1844	4,458	9.66	1.0049
902273WX5	121455	MUNI: TYLER	12/08/2017	02/15/2026	5.000	1.870	700,000.00	872,388.85	(165,564.00)	1,616.85	1.2365	1,993	4.92	0.2783
912833LJ7	120129	US Treasury	03/31/2014	08/15/2022	0.000	2.661	370,000.00	369,038.37	73,507.90	0.00	0.8013	713	1.95	0.0478
VP4560000	124585	Wells Fargo	11/04/2019	09/01/2020	0.010	0.010	742,184.54	742,184.54	0.00	20.39	1.0000	0	0.00	0.0000
					<b>2.618</b>	<b>2.335</b>	<b>20,527,184.54</b>	<b>22,764,161.52</b>	<b>(530,646.28)</b>	<b>107,745.79</b>	<b>1.0259</b>	<b>2,412</b>	<b>5.60</b>	<b>0.5606</b>
<b>ALL REQUIREMENTS SOLAR O&amp;M</b>														
19767CM29	125132	CP: COLUMBIA	07/16/2020	12/02/2020	0.000	0.240	1,000,000.00	999,144.56	926.67	0.00	0.9991	92	0.25	0.0019
2254EAR13	125134	CP: Credit Suis NY	07/16/2020	04/01/2021	0.000	0.260	1,000,000.00	998,029.29	1,870.56	0.00	0.9981	212	0.58	0.0063
53944QP20	125136	CP: LMA AMERICAS	07/16/2020	02/02/2021	0.000	0.240	1,000,000.00	998,567.68	1,340.00	0.00	0.9987	154	0.42	0.0039
VP4560000	125040	Wells Fargo	04/27/2020	09/01/2020	0.010	0.010	749,723.70	749,723.70	0.00	11.87	1.0000	0	0.00	0.0000
					<b>0.002</b>	<b>0.200</b>	<b>3,749,723.70</b>	<b>3,745,465.23</b>	<b>4,137.23</b>	<b>11.87</b>	<b>0.9989</b>	<b>122</b>	<b>0.33</b>	<b>0.0032</b>
<b>All Requirements Subordinated Debt Fund</b>														
N/A	125086	Goldman Sachs M-Mkt	05/29/2020	09/01/2020	0.010	0.010	2.51	2.51	0.00	0.00	1.0000	0	0.00	0.0000
					<b>0.010</b>	<b>0.010</b>	<b>2.51</b>	<b>2.51</b>	<b>0.00</b>	<b>0.00</b>	<b>1.0000</b>	<b>0</b>	<b>0.00</b>	<b>0.0000</b>
<b>ARP Pool Summary</b>					<b>0.634</b>	<b>0.729</b>	<b>174,936,661.97</b>	<b>177,899,646.06</b>	<b>(668,795.90)</b>	<b>233,093.72</b>	<b>1.0038</b>	<b>423</b>	<b>1.04</b>	<b>0.0752</b>
<b>Bushnell Rate Stabilization Fund</b>														
912796UC1	125157	US Treasury	07/30/2020	01/28/2021	0.000	0.102	100,000.00	99,956.22	50.56	0.00	0.9995	149	0.41	0.0037
VP4560000	124580	Wells Fargo	11/04/2019	09/01/2020	0.010	0.010	53,019.60	53,019.60	0.00	0.84	1.0000	0	0.00	0.0000
					<b>0.003</b>	<b>0.070</b>	<b>153,019.60</b>	<b>152,975.82</b>	<b>50.56</b>	<b>0.84</b>	<b>0.9997</b>	<b>97</b>	<b>0.27</b>	<b>0.0024</b>
<b>BUSH Pool Summary</b>					<b>0.003</b>	<b>0.070</b>	<b>153,019.60</b>	<b>152,975.82</b>	<b>50.56</b>	<b>0.84</b>	<b>0.9997</b>	<b>97</b>	<b>0.27</b>	<b>0.0024</b>



# Investment Report

September 1, 2020

<u>CUSIP</u>	<u>ContNo</u>	<u>Issuer</u>	<u>Purchase Date</u>	<u>Maturity Date</u>	<u>Coupon</u>	<u>Yield to Maturity</u>	<u>Current Par</u>	<u>Market Value</u>	<u>(Premium)/Discount</u>	<u>Accrued Interest</u>	<u>Original Cost</u>	<u>Days To Maturity</u>	<u>Duration</u>	<u>Convexity</u>
<b>FMPA POOLED LN</b>														
VP4560000	124586	Wells Fargo	11/04/2019	09/01/2020	0.010	0.010	52,274.47	52,274.47	0.00	0.83	1.0000	0	0.00	0.0000
					<b>0.010</b>	<b>0.010</b>	<b>52,274.47</b>	<b>52,274.47</b>	<b>0.00</b>	<b>0.83</b>	<b>1.0000</b>	<b>0</b>	<b>0.00</b>	<b>0.0000</b>
			<b>FMPA Pool Summary</b>		<b>0.010</b>	<b>0.010</b>	<b>52,274.47</b>	<b>52,274.47</b>	<b>0.00</b>	<b>0.83</b>	<b>1.0000</b>	<b>0</b>	<b>0.00</b>	<b>0.0000</b>
<b>Kissimmee Rate Stabilization Fund</b>														
VP4560000	124581	Wells Fargo	11/04/2019	09/01/2020	0.010	0.010	11,854.30	11,854.30	0.00	3.21	1.0000	0	0.00	0.0000
					<b>0.010</b>	<b>0.010</b>	<b>11,854.30</b>	<b>11,854.30</b>	<b>0.00</b>	<b>3.21</b>	<b>1.0000</b>	<b>0</b>	<b>0.00</b>	<b>0.0000</b>
			<b>KUA Pool Summary</b>		<b>0.010</b>	<b>0.010</b>	<b>11,854.30</b>	<b>11,854.30</b>	<b>0.00</b>	<b>3.21</b>	<b>1.0000</b>	<b>0</b>	<b>0.00</b>	<b>0.0000</b>
<b>FMPA Pooled Loan Debt Service</b>														
N/A	124748	Goldman Sachs M-Mkt	12/10/2019	09/01/2020	0.010	0.010	0.86	0.86	0.00	0.00	1.0000	0	0.00	0.0000
					<b>0.010</b>	<b>0.010</b>	<b>0.86</b>	<b>0.86</b>	<b>0.00</b>	<b>0.00</b>	<b>1.0000</b>	<b>0</b>	<b>0.00</b>	<b>0.0000</b>
			<b>POOL Pool Summary</b>		<b>0.010</b>	<b>0.010</b>	<b>0.86</b>	<b>0.86</b>	<b>0.00</b>	<b>0.00</b>	<b>1.0000</b>	<b>0</b>	<b>0.00</b>	<b>0.0000</b>
<b>St Lucie Contingency</b>														
3133ELXW9	125036	FFCB	04/29/2020	04/27/2022	0.300	0.305	1,000,000.00	1,002,643.33	100.00	1,033.33	0.9999	603	1.65	0.0360
975673CZ5	120716	MUNI: WIN SALEM	07/12/2017	06/01/2021	5.000	1.081	500,000.00	524,244.15	(74,385.00)	6,284.15	1.1488	273	0.74	0.0098
VP4560000	124587	Wells Fargo	11/04/2019	09/01/2020	0.010	0.010	784,180.78	784,180.78	0.00	12.42	1.0000	0	0.00	0.0000
					<b>1.229</b>	<b>0.374</b>	<b>2,284,180.78</b>	<b>2,311,068.26</b>	<b>(74,285.00)</b>	<b>7,329.90</b>	<b>1.0325</b>	<b>324</b>	<b>0.88</b>	<b>0.0179</b>
<b>St Lucie Debt Service 2010</b>														
63873JJJ0	125026	CP: NATIXIS NY	04/21/2020	09/18/2020	0.000	0.883	750,000.00	749,881.26	2,750.00	0.00	0.9963	17	0.05	0.0003
9127964A4	125154	US Treasury	07/30/2020	09/29/2020	0.000	0.077	1,000,000.00	999,922.83	127.08	0.00	0.9999	28	0.08	0.0004
X9X9USDAC	123466	MORGAN STANLEY LIQ	03/05/2019	09/01/2020	0.010	0.010	240,819.37	240,819.37	0.00	0.85	1.0000	0	0.00	0.0000
					<b>0.001</b>	<b>0.372</b>	<b>1,990,819.37</b>	<b>1,990,623.46</b>	<b>2,877.08</b>	<b>0.85</b>	<b>0.9986</b>	<b>20</b>	<b>0.06</b>	<b>0.0003</b>
<b>St Lucie Debt Service 2011</b>														
16536HJW2	125195	CP: CHESHAM FINANCE	08/28/2020	09/30/2020	0.000	0.120	2,500,000.00	2,499,325.48	275.00	0.00	0.9999	29	0.08	0.0005
27873JJW6	125194	CP: EBURY FIN	08/28/2020	09/30/2020	0.000	0.120	2,500,000.00	2,499,324.91	275.00	0.00	0.9999	29	0.08	0.0005
45581BJW8	125098	CP: ICBC/NEW YORK	06/11/2020	09/30/2020	0.000	0.441	1,500,000.00	1,499,595.29	2,035.00	0.00	0.9986	29	0.08	0.0005
45685QJN0	125029	CP: ING Funding	04/22/2020	09/22/2020	0.000	0.843	5,000,000.00	4,999,023.04	17,850.00	0.00	0.9964	21	0.06	0.0003
63873JJJ0	125024	CP: NATIXIS NY	04/21/2020	09/18/2020	0.000	0.883	2,500,000.00	2,499,604.21	9,166.67	0.00	0.9963	17	0.05	0.0003
89233GJW7	125059	CP: Toyota Motor	05/14/2020	09/30/2020	0.000	1.155	2,000,000.00	1,999,460.38	8,880.56	0.00	0.9956	29	0.08	0.0005
9127964A4	125155	US Treasury	07/30/2020	09/29/2020	0.000	0.077	3,000,000.00	2,999,768.50	381.25	0.00	0.9999	28	0.08	0.0004
X9X9USDAC	123471	MORGAN STANLEY LIQ	03/05/2019	09/01/2020	0.010	0.010	259,417.70	259,417.70	0.00	14.33	1.0000	0	0.00	0.0000
					<b>0.000</b>	<b>0.531</b>	<b>19,259,417.70</b>	<b>19,255,519.51</b>	<b>38,863.48</b>	<b>14.33</b>	<b>0.9980</b>	<b>25</b>	<b>0.07</b>	<b>0.0004</b>

# Investment Report

September 1, 2020

<u>CUSIP</u>	<u>ContNo</u>	<u>Issuer</u>	<u>Purchase Date</u>	<u>Maturity Date</u>	<u>Coupon</u>	<u>Yield to Maturity</u>	<u>Current Par</u>	<u>Market Value</u>	<u>(Premium)/Discount</u>	<u>Accrued Interest</u>	<u>Original Cost</u>	<u>Days To Maturity</u>	<u>Duration</u>	<u>Convexity</u>
<b>St Lucie Debt Service 2012A</b>														
54316TJW3	125188	LONGSHIP FUNDING	08/27/2020	09/30/2020	0.000	0.110	1,000,000.00	999,730.19	103.89	0.00	0.9999	29	0.08	0.0005
X9X9USDAC	123467	MORGAN STANLEY LIQ	03/05/2019	09/01/2020	0.010	0.010	232,221.07	232,221.07	0.00	7.86	1.0000	0	0.00	0.0000
					<b>0.002</b>	<b>0.091</b>	<b>1,232,221.07</b>	<b>1,231,951.26</b>	<b>103.89</b>	<b>7.86</b>	<b>0.9999</b>	<b>24</b>	<b>0.06</b>	<b>0.0004</b>
<b>St Lucie Debt Service 2013A</b>														
89233GJW7	125058	CP: Toyota Motor	05/14/2020	09/30/2020	0.000	1.155	500,000.00	499,865.10	2,220.14	0.00	0.9956	29	0.08	0.0005
X9X9USDAC	123469	MORGAN STANLEY LIQ	03/05/2019	09/01/2020	0.010	0.010	790,071.17	790,071.17	0.00	6.13	1.0000	0	0.00	0.0000
					<b>0.006</b>	<b>0.454</b>	<b>1,290,071.17</b>	<b>1,289,936.27</b>	<b>2,220.14</b>	<b>6.13</b>	<b>0.9983</b>	<b>11</b>	<b>0.03</b>	<b>0.0002</b>
<b>St Lucie Debt Service Res. 2011AB</b>														
00850UJR6	124430	CP: AGRI BK CHINA	10/11/2019	09/25/2020	0.000	2.085	1,000,000.00	999,776.70	19,638.89	0.00	0.9804	24	0.07	0.0004
196479YA1	122215	RAYMOND JAMES	07/02/2018	05/01/2021	2.424	2.814	230,000.00	232,708.25	2,428.80	1,858.40	0.9894	242	0.66	0.0082
313378JP7	120567	FHLB	06/15/2017	09/10/2021	2.375	1.699	1,305,000.00	1,349,201.98	(35,874.45)	14,722.03	1.0275	374	1.01	0.0163
313378JP7	122203	FHLB	06/29/2018	09/10/2021	2.375	2.693	335,000.00	346,346.87	3,247.82	3,779.22	0.9903	374	1.01	0.0163
313378JP7	122204	FHLB	06/29/2018	09/10/2021	2.375	2.693	200,000.00	206,774.25	1,939.00	2,256.25	0.9903	374	1.01	0.0163
313378JP7	122205	FHLB	06/29/2018	09/10/2021	2.375	2.693	925,000.00	956,330.91	8,967.87	10,435.16	0.9903	374	1.01	0.0163
313378JP7	122206	FHLB	06/29/2018	09/10/2021	2.375	2.693	405,000.00	418,717.86	3,926.47	4,568.91	0.9903	374	1.01	0.0163
313378JP7	122207	FHLB	06/29/2018	09/10/2021	2.375	2.693	470,000.00	485,919.49	4,556.65	5,302.19	0.9903	374	1.01	0.0163
3137EAEC9	121670	FHLMC	02/14/2018	08/12/2021	1.125	2.381	1,400,000.00	1,413,760.25	58,618.00	831.25	0.9581	345	0.94	0.0139
660266GW1	121392	MUNI: N KANSAS	11/29/2017	03/01/2021	2.000	1.600	870,000.00	878,212.80	(10,979.40)	8,700.00	1.0126	181	0.49	0.0053
X9X9USDAC	123470	MORGAN STANLEY LIQ	03/05/2019	09/01/2020	0.010	0.010	457,793.31	457,793.31	0.00	4.04	1.0000	0	0.00	0.0000
					<b>1.648</b>	<b>2.102</b>	<b>7,597,793.31</b>	<b>7,745,542.67</b>	<b>56,469.65</b>	<b>52,457.45</b>	<b>0.9926</b>	<b>274</b>	<b>0.74</b>	<b>0.0113</b>
<b>St Lucie Debt Service Reserve 2012</b>														
3773E2JG5	125032	CP: Glaxosmithkline	04/23/2020	09/16/2020	0.000	1.095	1,500,000.00	1,499,790.64	6,630.83	0.00	0.9956	15	0.04	0.0002
68607DPH2	124271	Oregon State	09/17/2019	11/15/2020	2.549	2.050	980,000.00	992,304.28	(5,566.40)	7,355.28	1.0057	75	0.21	0.0015
89233GJW7	125057	CP: Toyota Motor	05/14/2020	09/30/2020	0.000	1.155	750,000.00	749,797.64	3,330.21	0.00	0.9956	29	0.08	0.0005
X9X9USDAC	123468	MORGAN STANLEY LIQ	03/05/2019	09/01/2020	0.010	0.010	499,408.09	499,408.09	0.00	4.43	1.0000	0	0.00	0.0000
					<b>0.671</b>	<b>1.213</b>	<b>3,729,408.09</b>	<b>3,741,300.65</b>	<b>4,394.64</b>	<b>7,359.71</b>	<b>0.9988</b>	<b>32</b>	<b>0.09</b>	<b>0.0006</b>

# Investment Report

September 1, 2020

<u>CUSIP</u>	<u>ContNo</u>	<u>Issuer</u>	<u>Purchase Date</u>	<u>Maturity Date</u>	<u>Coupon</u>	<u>Yield to Maturity</u>	<u>Current Par</u>	<u>Market Value</u>	<u>(Premium)/Discount</u>	<u>Accrued Interest</u>	<u>Original Cost</u>	<u>Days To Maturity</u>	<u>Duration</u>	<u>Convexity</u>
<b>St Lucie Decommissioning</b>														
3133EHW58	124466	FFCB	10/25/2019	11/27/2020	1.900	1.620	2,175,000.00	2,195,599.67	(6,525.00)	10,790.42	1.0030	87	0.24	0.0018
3133X8L34	109995	FHLB	07/28/2010	09/09/2024	5.365	3.850	500,000.00	609,303.89	(81,857.15)	12,816.39	1.1637	1,469	3.63	0.1593
89233GJW7	125056	CP: Toyota Motor	05/14/2020	09/30/2020	0.000	1.155	1,500,000.00	1,499,595.29	6,660.42	0.00	0.9956	29	0.08	0.0005
9127963R8	125166	US Treasury	08/04/2020	09/01/2020	0.000	7.049	50,000,000.00	50,000,000.00	263,883.48	0.00	0.9947	0	0.00	0.0000
9127963R8	125167	US Treasury	08/04/2020	09/01/2020	0.000	7.049	34,032,000.00	34,032,000.00	179,609.66	0.00	0.9947	0	0.00	0.0000
9128285G1	124468	US Treasury	10/25/2019	10/31/2020	2.875	1.599	2,000,000.00	2,028,281.00	(25,620.00)	19,375.00	1.0128	60	0.17	0.0011
912828B66	116602	US Treasury	02/28/2014	02/15/2024	2.750	2.640	400,000.00	435,945.75	(3,828.12)	508.15	1.0096	1,262	3.32	0.1321
912833LQ1	116678	US Treasury	03/31/2014	02/15/2024	0.000	2.876	2,115,000.00	2,098,609.81	519,380.55	0.00	0.7544	1,262	3.46	0.1365
X9X9USDAC	123464	MORGAN STANLEY LIQ	03/06/2019	09/01/2020	0.010	0.010	210,904.00	210,904.00	0.00	25.14	1.0000	0	0.00	0.0000
					<b>0.147</b>	<b>6.562</b>	<b>92,932,904.00</b>	<b>93,110,239.41</b>	<b>851,703.84</b>	<b>43,515.10</b>	<b>0.9908</b>	<b>46</b>	<b>0.12</b>	<b>0.0046</b>
<b>St Lucie General Reserve</b>														
00850USM7	125083	CP: AGRI BK NY	05/29/2020	05/21/2021	0.000	0.756	2,000,000.00	1,995,197.80	14,676.67	0.00	0.9927	262	0.72	0.0087
041042VC3	124990	ARKANSAS ST	03/30/2020	06/15/2022	3.250	2.080	200,000.00	205,094.22	(5,022.00)	1,372.22	1.0251	652	1.74	0.0408
06406FAC7	122918	CORP: Bank of NY	12/21/2018	05/04/2026	2.800	3.670	2,000,000.00	2,297,153.01	111,512.24	18,200.00	0.9442	2,071	5.27	0.3155
12509RTU5	125119	CP: CDP Financial	07/08/2020	06/28/2021	0.000	0.251	1,000,000.00	997,213.54	2,465.28	0.00	0.9975	300	0.82	0.0108
3130AEWA4	122913	FHLB	12/20/2018	10/01/2020	2.625	2.688	5,000,000.00	5,065,662.50	5,550.00	54,687.50	0.9989	30	0.08	0.0005
3132X0L33	124992	FAMCA	03/30/2020	02/21/2023	2.770	0.783	500,000.00	532,051.73	(28,350.00)	384.72	1.0567	903	2.41	0.0730
31331J5T6	124253	FFCB	09/11/2019	12/21/2020	3.650	1.745	1,000,000.00	1,018,957.22	(23,949.00)	7,097.22	1.0239	111	0.30	0.0024
3133EHWV1	122914	Wells Fargo	12/20/2018	09/01/2026	2.400	2.991	2,000,000.00	2,201,130.00	80,720.00	24,000.00	0.9596	2,191	5.59	0.3513
3133EJ5P0	123117	FFCB	01/24/2019	01/18/2022	2.600	2.662	2,500,000.00	2,589,138.89	4,400.00	7,763.89	0.9982	504	1.36	0.0265
3133EKFP6	125123	FFCB	07/08/2020	04/05/2021	2.230	0.157	1,000,000.00	1,021,425.81	(15,356.00)	9,043.89	1.0154	216	0.59	0.0069
3134GV5E4	125122	FHLMC	07/08/2020	07/08/2022	0.270	0.270	2,000,000.00	2,000,665.00	0.00	795.00	1.0000	675	1.84	0.0438
3135G05R0	125169	FNMA	08/11/2020	08/10/2023	0.300	0.338	1,000,000.00	1,002,365.64	1,142.00	175.00	0.9989	1,073	2.93	0.1016
387883YY1	125021	MUNI Grant Cnty Util	04/20/2020	01/01/2023	1.544	1.001	1,050,000.00	1,076,069.75	(15,151.50)	2,702.00	1.0144	852	2.30	0.0666
404280BA6	124986	CORP: HSBC	03/11/2020	05/25/2023	3.600	1.650	1,000,000.00	1,103,683.72	(60,620.00)	9,500.00	1.0606	996	2.61	0.0855
46625HJC5	124977	CORP: JP MORGAN	02/18/2020	08/15/2021	4.350	1.681	1,000,000.00	1,042,315.43	(39,160.00)	1,933.33	1.0392	348	0.95	0.0144
492674PN0	124980	Muni: Kettering, OH	03/10/2020	12/01/2023	2.000	0.859	280,000.00	295,925.00	(11,691.56)	1,400.00	1.0418	1,186	3.15	0.1192
606822AU8	124983	CORP: Mitsubishi UFG	03/10/2020	03/02/2025	3.777	1.625	1,000,000.00	1,177,320.28	(102,520.00)	18,780.08	1.1025	1,643	4.14	0.2024
613741KM8	125018	MUNI: Montgomery	04/20/2020	06/01/2022	1.941	1.061	1,000,000.00	1,028,295.25	(18,350.00)	4,852.50	1.0184	638	1.72	0.0398
64972CZ63	124988	NYC HSG DEV CORP	03/25/2020	05/01/2023	3.121	2.500	500,000.00	529,326.67	(9,195.00)	5,201.67	1.0184	972	2.55	0.0818
74368CAK0	124981	CORP: PROTECTIVELIFE	03/10/2020	06/28/2021	3.397	1.000	1,000,000.00	1,032,976.64	(30,866.00)	5,944.75	1.0309	300	0.81	0.0113
92818NGL6	124604	MUNI: VA STATE	11/20/2019	11/01/2024	2.200	2.101	2,000,000.00	2,135,793.33	(9,260.00)	15,033.33	1.0046	1,522	3.98	0.1849
VP4560000	124588	Wells Fargo	11/04/2019	09/01/2020	0.010	0.010	734,374.60	734,374.60	0.00	18.52	1.0000	0	0.00	0.0000
					<b>2.150</b>	<b>1.765</b>	<b>29,764,374.60</b>	<b>31,082,136.03</b>	<b>(149,024.87)</b>	<b>188,885.62</b>	<b>1.0050</b>	<b>765</b>	<b>2.00</b>	<b>0.0854</b>

# Investment Report

September 1, 2020

<u>CUSIP</u>	<u>ContNo</u>	<u>Issuer</u>	<u>Purchase Date</u>	<u>Maturity Date</u>	<u>Coupon</u>	<u>Yield to Maturity</u>	<u>Current Par</u>	<u>Market Value</u>	<u>(Premium)/Discount</u>	<u>Accrued Interest</u>	<u>Original Cost</u>	<u>Days To Maturity</u>	<u>Duration</u>	<u>Convexity</u>
<b>ST LUCIE NUCLEAR FUEL STABILIZATION</b>														
0347M2JB3	125053	CP: Anglesea Funding	05/14/2020	09/11/2020	0.000	0.300	700,000.00	699,934.86	700.00	0.00	0.9990	10	0.03	0.0001
16536HJF9	125192	CP: CHESHAM FINANCE	08/28/2020	09/15/2020	0.000	0.110	1,000,000.00	999,869.62	55.00	0.00	0.9999	14	0.04	0.0002
27873JKW4	125041	CP: EBURY FIN	04/30/2020	10/30/2020	0.000	0.773	1,000,000.00	999,450.77	3,914.17	0.00	0.9961	59	0.16	0.0011
45581BJW8	125096	CP: ICBC/NEW YORK	06/11/2020	09/30/2020	0.000	0.441	1,000,000.00	999,730.19	1,356.67	0.00	0.9986	29	0.08	0.0005
9127964A4	125165	US Treasury	07/30/2020	09/29/2020	0.000	0.076	1,000,000.00	999,922.39	127.08	0.00	0.9999	28	0.08	0.0004
VP4560000	124589	Wells Fargo	11/04/2019	09/01/2020	0.010	0.010	533,702.24	533,702.24	0.00	11.25	1.0000	0	0.00	0.0000
					<b>0.001</b>	<b>0.309</b>	<b>5,233,702.24</b>	<b>5,232,610.07</b>	<b>6,152.92</b>	<b>11.25</b>	<b>0.9988</b>	<b>26</b>	<b>0.07</b>	<b>0.0004</b>
<b>St Lucie O&amp;M</b>														
052397RQ1	124420	MUNI: AUSTIN TX	10/02/2019	09/01/2020	1.866	1.859	490,000.00	490,000.00	(34.30)	4,673.29	1.0001	0	0.00	0.0000
3130AFB63	122670	FHLB	10/22/2018	01/22/2021	2.950	2.998	1,000,000.00	1,013,705.83	1,060.00	3,195.83	0.9989	143	0.39	0.0035
3130AK2E5	125196	FHLB	08/31/2020	08/26/2021	0.125	0.115	1,000,000.00	999,825.45	(98.00)	17.36	1.0001	359	0.98	0.0147
3133ELT53	125160	FFCB	07/30/2020	04/13/2023	0.370	0.370	1,000,000.00	1,004,720.35	0.00	493.33	1.0000	954	2.60	0.0819
3135G05R0	125170	FNMA	08/11/2020	08/10/2023	0.300	0.338	1,500,000.00	1,503,548.46	1,713.00	262.50	0.9989	1,073	2.93	0.1016
377373AE5	122672	CORP: GLAXO SMITH	10/23/2018	05/14/2021	3.125	3.204	800,000.00	824,336.90	1,549.45	7,430.56	0.9981	255	0.69	0.0089
437076AW2	122671	CORP: HOME DEPOT	10/23/2018	04/01/2021	4.400	3.225	1,000,000.00	1,043,317.72	(27,320.00)	18,333.33	1.0273	212	0.57	0.0069
46625HHU7	122673	CORP: JP MORGAN	10/23/2018	10/15/2020	4.250	3.376	1,000,000.00	1,021,123.44	(16,580.00)	16,055.56	1.0166	44	0.12	0.0008
N/A	123807	ST LUCIE SBA	06/10/2019	09/01/2020	0.360	0.360	320,086.43	320,086.43	0.00	273.64	1.0000	0	0.00	0.0000
VP4560000	124612	Wells Fargo	11/21/2019	09/01/2020	0.010	0.010	1,959,508.42	1,959,508.42	0.00	42.29	1.0000	0	0.00	0.0000
					<b>1.598</b>	<b>1.410</b>	<b>10,069,594.85</b>	<b>10,180,173.00</b>	<b>(39,709.85)</b>	<b>50,777.69</b>	<b>1.0039</b>	<b>350</b>	<b>0.95</b>	<b>0.0265</b>
<b>St Lucie R&amp;R</b>														
00850USM7	125084	CP: AGRI BK NY	05/29/2020	05/21/2021	0.000	0.756	1,000,000.00	997,598.90	7,338.33	0.00	0.9927	262	0.72	0.0087
16085GM13	125092	CP Carolina HLTH SYS	06/08/2020	12/01/2020	0.000	0.310	1,500,000.00	1,498,729.70	2,273.33	0.00	0.9985	91	0.25	0.0019
20775CMH4	121805	MUNI: CONN HFA	03/09/2018	05/15/2022	1.950	2.370	500,000.00	515,875.83	8,325.00	2,870.83	0.9834	621	1.67	0.0381
3130A3KM5	121508	FHLB	12/28/2017	12/09/2022	2.500	2.265	750,000.00	792,733.28	(8,190.00)	4,303.28	1.0109	829	2.21	0.0628
3133ELT53	125161	FFCB	07/30/2020	04/13/2023	0.370	0.370	750,000.00	753,540.27	0.00	370.00	1.0000	954	2.60	0.0819
3133ELYU2	125061	FFCB	05/14/2020	08/11/2022	0.350	0.361	500,000.00	499,652.22	125.00	97.22	0.9998	709	1.94	0.0478
VP4560000	124590	Wells Fargo	11/04/2019	09/01/2020	0.010	0.010	864,296.86	864,296.86	0.00	10.28	1.0000	0	0.00	0.0000
					<b>0.565</b>	<b>0.780</b>	<b>5,864,296.86</b>	<b>5,922,427.06</b>	<b>9,871.66</b>	<b>7,651.61</b>	<b>0.9983</b>	<b>409</b>	<b>1.11</b>	<b>0.0278</b>
<b>STL Pool Summary</b>					<b>0.634</b>	<b>3.949</b>	<b>181,248,784.04</b>	<b>183,093,527.65</b>	<b>709,637.58</b>	<b>358,017.50</b>	<b>0.9961</b>	<b>202</b>	<b>0.54</b>	<b>0.0195</b>
<b>Stanton Contingency</b>														
3133EK2J4	124464	FFCB	10/25/2019	10/21/2021	1.690	1.700	1,000,000.00	1,023,634.68	200.00	6,102.78	0.9998	415	1.12	0.0192
VP4560000	124591	Wells Fargo	11/04/2019	09/01/2020	0.010	0.010	77,324.91	77,324.91	0.00	1.23	1.0000	0	0.00	0.0000
					<b>1.569</b>	<b>1.579</b>	<b>1,077,324.91</b>	<b>1,100,959.59</b>	<b>200.00</b>	<b>6,104.01</b>	<b>0.9998</b>	<b>385</b>	<b>1.04</b>	<b>0.0179</b>

# Investment Report

September 1, 2020

<u>CUSIP</u>	<u>ContNo</u>	<u>Issuer</u>	<u>Purchase Date</u>	<u>Maturity Date</u>	<u>Coupon</u>	<u>Yield to Maturity</u>	<u>Current Par</u>	<u>Market Value</u>	<u>(Premium)/Discount</u>	<u>Accrued Interest</u>	<u>Original Cost</u>	<u>Days To Maturity</u>	<u>Duration</u>	<u>Convexity</u>
<b>Stanton General Reserve</b>														
06406HBY4	124445	CORP: Bank of NY	10/16/2019	09/23/2021	3.550	2.014	990,000.00	1,041,407.22	(28,731.71)	15,424.75	1.0290	387	1.03	0.0174
3130AH2Z5	124282	FHLB	09/20/2019	09/16/2020	1.750	1.863	1,000,000.00	1,008,680.83	1,099.99	8,020.83	0.9989	15	0.04	0.0002
313378JP7	124281	FHLB	09/20/2019	09/10/2021	2.375	1.767	1,000,000.00	1,033,871.25	(11,730.00)	11,281.25	1.0117	374	1.01	0.0163
3133EK2J4	124460	FFCB	10/21/2019	10/21/2021	1.690	1.767	1,000,000.00	1,023,634.68	1,500.00	6,102.78	0.9985	415	1.12	0.0192
3133ELYU2	125060	FFCB	05/14/2020	08/11/2022	0.350	0.361	500,000.00	499,652.22	125.00	97.22	0.9998	709	1.94	0.0478
3134G9AD9	124454	FHLMC	10/15/2019	04/28/2021	1.500	1.718	1,000,000.00	1,013,600.00	3,290.00	5,125.00	0.9967	239	0.65	0.0079
3135G04B6	125043	FNMA	04/30/2020	04/28/2023	0.625	0.625	500,000.00	501,544.03	0.00	1,059.03	1.0000	969	2.63	0.0841
8827237K9	124455	MUNI: TEXAS ST	10/16/2019	10/01/2021	2.315	1.610	2,000,000.00	2,061,737.50	(27,060.00)	19,677.50	1.0135	395	1.06	0.0178
9128285G1	124444	US Treasury	10/15/2019	10/31/2020	2.875	1.654	1,500,000.00	1,521,533.67	(18,429.70)	14,854.17	1.0123	60	0.17	0.0011
9128285G1	124704	US Treasury	11/26/2019	10/31/2020	2.875	1.631	1,200,000.00	1,217,226.93	(13,660.12)	11,883.33	1.0114	60	0.17	0.0011
VP4560000	124592	Wells Fargo	11/04/2019	09/01/2020	0.010	0.010	277,123.43	277,123.43	0.00	4.38	1.0000	0	0.00	0.0000
					<b>2.162</b>	<b>1.574</b>	<b>10,967,123.43</b>	<b>11,200,011.76</b>	<b>(93,596.54)</b>	<b>93,530.24</b>	<b>1.0085</b>	<b>293</b>	<b>0.79</b>	<b>0.0151</b>
<b>Stanton O&amp;M</b>														
05990CKT0	124567	CP: BCI MIAMI	10/31/2019	10/27/2020	0.000	2.020	1,000,000.00	999,478.68	19,910.00	0.00	0.9801	56	0.15	0.0010
3135G05R0	125171	FNMA	08/11/2020	08/10/2023	0.300	0.338	1,000,000.00	1,002,365.64	1,142.00	175.00	0.9989	1,073	2.93	0.1016
83369BT48	125090	CP: Societe Generale	06/08/2020	06/04/2021	0.000	0.523	300,000.00	299,230.77	1,564.33	0.00	0.9948	276	0.76	0.0095
912828YC8	124618	US Treasury	11/21/2019	08/31/2021	1.500	1.598	1,500,000.00	1,520,577.75	2,693.04	187.50	0.9982	364	0.99	0.0152
N/A	123725	STANTON SBA	05/24/2019	09/01/2020	0.360	0.360	1,070,261.94	1,070,261.94	0.00	370.31	1.0000	0	0.00	0.0000
VP4560000	124615	Wells Fargo	11/21/2019	09/01/2020	0.010	0.010	2,537,620.96	2,537,620.96	0.00	28.11	1.0000	0	0.00	0.0000
					<b>0.400</b>	<b>0.719</b>	<b>7,407,882.90</b>	<b>7,429,535.74</b>	<b>25,309.37</b>	<b>760.92</b>	<b>0.9966</b>	<b>237</b>	<b>0.65</b>	<b>0.0173</b>
<b>Stanton R&amp;R</b>														
05990CKT0	124568	CP: BCI MIAMI	10/31/2019	10/27/2020	0.000	2.020	385,000.00	384,799.29	7,665.35	0.00	0.9801	56	0.15	0.0010
46625HHU7	124448	CORP: JP MORGAN	10/16/2019	10/15/2020	4.250	1.981	1,500,000.00	1,531,685.16	(33,450.00)	24,083.33	1.0223	44	0.12	0.0008
534239EC8	124335	LINCOLN NE MUNI	09/30/2019	08/15/2022	3.000	1.696	1,000,000.00	1,052,613.33	(36,420.00)	1,166.67	1.0364	713	1.91	0.0481
9128285G1	124702	US Treasury	11/26/2019	10/31/2020	2.875	1.631	500,000.00	507,177.89	(5,691.73)	4,951.39	1.0114	60	0.17	0.0011
92818NGL6	124605	MUNI: VA STATE	11/20/2019	11/01/2024	2.200	2.101	115,000.00	122,808.12	(532.45)	864.42	1.0046	1,522	3.98	0.1849
VP4560000	124596	Wells Fargo	11/04/2019	09/01/2020	0.010	0.010	192,794.44	192,794.44	0.00	4.51	1.0000	0	0.00	0.0000
					<b>2.997</b>	<b>1.761</b>	<b>3,692,794.44</b>	<b>3,791,878.23</b>	<b>(68,428.83)</b>	<b>31,070.32</b>	<b>1.0185</b>	<b>272</b>	<b>0.73</b>	<b>0.0194</b>
<b>STN Pool Summary</b>					<b>1.704</b>	<b>1.330</b>	<b>23,145,125.68</b>	<b>23,522,385.32</b>	<b>(136,516.00)</b>	<b>131,465.49</b>	<b>1.0059</b>	<b>276</b>	<b>0.75</b>	<b>0.0166</b>
<b>Stanton II Contingency</b>														
3132X02W0	122213	FAMCA	06/29/2018	06/29/2021	2.750	2.750	200,000.00	205,006.22	0.00	947.22	1.0000	301	0.82	0.0113
VP4560000	124593	Wells Fargo	11/04/2019	09/01/2020	0.010	0.010	920,823.71	920,823.71	0.00	11.50	1.0000	0	0.00	0.0000
					<b>0.499</b>	<b>0.499</b>	<b>1,120,823.71</b>	<b>1,125,829.93</b>	<b>0.00</b>	<b>958.72</b>	<b>1.0000</b>	<b>54</b>	<b>0.15</b>	<b>0.0020</b>

# Investment Report

September 1, 2020

<u>CUSIP</u>	<u>ContNo</u>	<u>Issuer</u>	<u>Purchase Date</u>	<u>Maturity Date</u>	<u>Coupon</u>	<u>Yield to Maturity</u>	<u>Current Par</u>	<u>Market Value</u>	<u>(Premium)/Discount</u>	<u>Accrued Interest</u>	<u>Original Cost</u>	<u>Days To Maturity</u>	<u>Duration</u>	<u>Convexity</u>
<b>Stanton II Debt Service 2012</b>														
05990CJW5	125066	CP: BCI MIAMI	05/27/2020	09/30/2020	0.000	0.481	1,000,000.00	999,730.19	1,680.00	0.00	0.9983	29	0.08	0.0005
6385E0JP9	125175	NATIONWIDE	08/18/2020	09/23/2020	0.000	0.150	1,500,000.00	1,499,692.96	225.00	0.00	0.9999	22	0.06	0.0003
63873JJJ0	125025	CP: NATIXIS NY	04/21/2020	09/18/2020	0.000	0.883	2,000,000.00	1,999,683.37	7,333.33	0.00	0.9963	17	0.05	0.0003
X9X9USDAC	123459	MORGAN STANLEY LIQ	03/12/2019	09/01/2020	0.010	0.010	1,321,412.46	1,321,412.46	0.00	14.89	1.0000	0	0.00	0.0000
					<b>0.002</b>	<b>0.427</b>	<b>5,821,412.46</b>	<b>5,820,518.98</b>	<b>9,238.33</b>	<b>14.89</b>	<b>0.9984</b>	<b>16</b>	<b>0.05</b>	<b>0.0003</b>
<b>STANTON II DEBT SERVICE 2017A</b>														
X9X9USDAC	123460	MORGAN STANLEY LIQ	03/12/2019	09/01/2020	0.010	0.010	580,989.03	580,989.03	0.00	4.63	1.0000	0	0.00	0.0000
					<b>0.010</b>	<b>0.010</b>	<b>580,989.03</b>	<b>580,989.03</b>	<b>0.00</b>	<b>4.63</b>	<b>1.0000</b>	<b>0</b>	<b>0.00</b>	<b>0.0000</b>
<b>STANTON II DEBT SERVICE 2017B</b>														
0347M2JB3	125052	CP: Anglesea Funding	05/14/2020	09/11/2020	0.000	0.300	600,000.00	599,944.17	600.00	0.00	0.9990	10	0.03	0.0001
45581BJW8	125099	CP: ICBC/NEW YORK	06/11/2020	09/30/2020	0.000	0.441	500,000.00	499,865.10	678.33	0.00	0.9986	29	0.08	0.0005
6385E0JP9	125176	NATIONWIDE	08/18/2020	09/23/2020	0.000	0.150	1,000,000.00	999,795.30	150.00	0.00	0.9999	22	0.06	0.0003
X9X9USDAC	123461	MORGAN STANLEY LIQ	03/12/2019	09/01/2020	0.010	0.010	2,775,836.51	2,775,836.51	0.00	14.64	1.0000	0	0.00	0.0000
					<b>0.006</b>	<b>0.119</b>	<b>4,875,836.51</b>	<b>4,875,441.08</b>	<b>1,428.33</b>	<b>14.64</b>	<b>0.9997</b>	<b>9</b>	<b>0.02</b>	<b>0.0001</b>
<b>Stanton II Debt Service Reserve 2012</b>														
05990CJW5	125067	CP: BCI MIAMI	05/27/2020	09/30/2020	0.000	0.481	1,500,000.00	1,499,595.29	2,520.00	0.00	0.9983	29	0.08	0.0005
31315PZS1	121338	FAMCA	11/15/2017	01/24/2023	2.130	2.140	300,000.00	313,202.75	153.00	656.75	0.9995	875	2.35	0.0693
9128285B2	124415	US Treasury	09/24/2019	09/30/2020	2.750	1.830	2,000,000.00	2,027,784.56	(17,841.42)	23,680.56	1.0089	29	0.08	0.0005
X9X9USDAC	123458	MORGAN STANLEY LIQ	03/12/2019	09/01/2020	0.010	0.010	722,984.19	722,984.19	0.00	6.42	1.0000	0	0.00	0.0000
					<b>1.359</b>	<b>1.112</b>	<b>4,522,984.19</b>	<b>4,563,566.79</b>	<b>(15,168.42)</b>	<b>24,343.73</b>	<b>1.0034</b>	<b>80</b>	<b>0.22</b>	<b>0.0050</b>

# Investment Report

September 1, 2020

<u>CUSIP</u>	<u>ContNo</u>	<u>Issuer</u>	<u>Purchase Date</u>	<u>Maturity Date</u>	<u>Coupon</u>	<u>Yield to Maturity</u>	<u>Current Par</u>	<u>Market Value</u>	<u>(Premium)/Discount</u>	<u>Accrued Interest</u>	<u>Original Cost</u>	<u>Days To Maturity</u>	<u>Duration</u>	<u>Convexity</u>
<b>Stanton II General Reserve</b>														
00850USM7	125085	CP: AGRI BK NY	05/29/2020	05/21/2021	0.000	0.756	1,000,000.00	997,598.90	7,338.33	0.00	0.9927	262	0.72	0.0087
02007GKL6	123888	CD: ALLY BK	06/27/2019	06/27/2022	2.250	2.250	249,000.00	259,416.95	0.00	1,013.05	1.0000	664	1.79	0.0427
02587DS66	124131	CD: American Express	08/28/2019	05/24/2022	2.400	1.949	245,000.00	256,035.47	(2,920.40)	1,610.96	1.0119	630	1.69	0.0390
035771W67	123871	MUNI: CITY ANNAPOLIS	06/25/2019	08/01/2026	2.901	2.482	360,000.00	401,620.50	(9,756.00)	870.30	1.0271	2,160	5.51	0.3409
05567LT31	123967	CORP: BNP PARIBAS	07/15/2019	01/15/2021	5.000	2.314	2,000,000.00	2,049,174.36	(78,760.00)	12,777.78	1.0394	136	0.37	0.0033
05571BV34	125174	CP: BCPE	08/18/2020	08/03/2021	0.000	0.281	1,500,000.00	1,495,320.32	4,083.34	0.00	0.9973	336	0.92	0.0130
06740KKU0	123869	CD: BARCLAYS	06/25/2019	09/21/2020	1.950	2.195	200,000.00	201,934.33	618.00	1,752.33	0.9969	20	0.05	0.0003
14042RMC2	123874	CD: CAPITAL 1 NA	06/26/2019	06/26/2023	2.250	2.250	249,000.00	264,221.64	0.00	1,028.40	1.0000	1,028	2.74	0.0921
14042TAX5	123873	CD: CAPITAL 1 NA	06/26/2019	06/26/2023	2.250	2.250	249,000.00	264,221.64	0.00	1,028.40	1.0000	1,028	2.74	0.0921
15118RRP4	124230	CD: CELTIC BANK	08/30/2019	08/30/2027	2.000	2.000	250,000.00	277,155.26	0.00	27.40	1.0000	2,554	6.56	0.4762
17312QM97	124132	CD: Citibank	08/28/2019	06/15/2022	3.100	1.949	245,000.00	259,426.08	(7,634.20)	1,623.04	1.0312	652	1.74	0.0412
254673ZL3	124129	CD: Discover Bank	08/28/2019	06/26/2026	2.650	2.200	250,000.00	283,130.22	(7,092.50)	1,216.10	1.0284	2,124	5.43	0.3331
3130AABG2	120330	FHLB	04/27/2017	11/29/2021	1.875	1.867	500,000.00	513,183.33	(178.00)	2,395.83	1.0004	454	1.23	0.0223
3130AH2Z5	124283	FHLB	09/20/2019	09/16/2020	1.750	1.863	1,000,000.00	1,008,680.83	1,099.99	8,020.83	0.9989	15	0.04	0.0002
3133EJCE7	121937	FFCB	04/19/2018	02/12/2021	2.350	2.610	250,000.00	253,001.32	1,757.50	310.07	0.9930	164	0.45	0.0043
3133ELZY3	125064	FFCB	05/27/2020	05/20/2024	0.640	0.653	1,000,000.00	1,001,320.56	500.00	1,795.56	0.9995	1,357	3.67	0.1559
3134GWQC3	125198	FHLMC	08/31/2020	11/18/2022	0.250	0.245	1,250,000.00	1,251,851.41	(125.00)	104.17	1.0001	808	2.21	0.0605
3137EAEC9	120336	FHLMC	04/27/2017	08/12/2021	1.125	1.845	500,000.00	504,914.38	14,800.00	296.88	0.9704	345	0.94	0.0139
3137EAEL9	122322	FHLMC	07/30/2018	02/16/2021	2.375	2.815	750,000.00	758,557.19	8,062.50	692.71	0.9893	168	0.46	0.0044
38149MBW2	123875	CD: GOLDMAN SACHS	06/26/2019	06/26/2023	2.350	2.350	249,000.00	264,966.09	0.00	1,074.11	1.0000	1,028	2.73	0.0920
404280BA6	124985	CORP: HSBC	03/11/2020	05/25/2023	3.600	1.650	1,000,000.00	1,103,683.72	(60,620.00)	9,500.00	1.0606	996	2.61	0.0855
438670Q79	124456	MUNI: CTY HONOLULU	10/16/2019	11/01/2022	2.512	1.721	750,000.00	789,755.75	(17,325.00)	6,437.00	1.0231	791	2.11	0.0577
4423315T7	124242	MUNI: HOUSTON	09/10/2019	03/01/2024	1.950	1.845	500,000.00	513,980.00	(2,255.00)	4,875.00	1.0045	1,277	3.37	0.1351
45506DWT8	123872	MUNI: INDIANA STATE	06/25/2019	07/01/2027	2.816	2.532	950,000.00	1,048,708.17	(19,475.00)	4,458.67	1.0205	2,494	6.28	0.4380
459200HP9	123963	CORP: IBM	07/15/2019	08/01/2023	3.375	2.423	500,000.00	548,322.87	(18,235.00)	1,406.25	1.0365	1,064	2.80	0.0967
61760AV55	124127	CD: MORGAN	08/28/2019	08/22/2024	2.000	2.000	250,000.00	266,658.90	0.00	136.99	1.0000	1,451	3.84	0.1721
64966MEB1	124124	MUNI: NYC	08/28/2019	08/01/2027	2.520	2.128	300,000.00	322,332.00	(8,526.00)	630.00	1.0284	2,525	6.42	0.4549
64966MGL7	123854	MUNI: NYC Trans Fin	06/21/2019	12/01/2024	2.900	2.355	2,875,000.00	3,154,798.19	(79,522.50)	21,306.94	1.0277	1,552	4.02	0.1885
64990AKS3	124122	MUNI: NYSHGR	08/28/2019	03/15/2022	2.950	1.872	160,000.00	168,154.83	(4,227.20)	2,180.43	1.0264	560	1.49	0.0318
67869TAD7	123970	MUNI: OKL CNTY SD	07/15/2019	06/01/2024	2.650	2.260	1,000,000.00	1,076,007.22	(17,870.00)	6,772.22	1.0179	1,369	3.58	0.1520
68607VT54	123966	MUNI: OREGON LOTTERY	07/15/2019	04/01/2025	2.946	2.270	1,000,000.00	1,109,180.50	(35,860.00)	12,520.50	1.0359	1,673	4.29	0.2135
73474TAR1	123965	MUNI: PORT OF MORROW	07/15/2019	09/01/2025	2.302	2.423	500,000.00	533,770.00	3,435.00	5,882.89	0.9931	1,826	4.71	0.2543
73723RH6	124121	MUNI: CITY OF PORTS	08/28/2019	02/01/2027	2.000	1.967	500,000.00	538,434.89	(1,140.00)	842.39	1.0023	2,344	6.07	0.4082
7954503Q6	123877	CD: SALLIE MAE	06/26/2019	06/27/2022	2.250	2.248	249,000.00	258,340.86	0.00	1,028.40	1.0000	664	1.79	0.0426

# Investment Report

September 1, 2020

<u>CUSIP</u>	<u>ContNo</u>	<u>Issuer</u>	<u>Purchase Date</u>	<u>Maturity Date</u>	<u>Coupon</u>	<u>Yield to Maturity</u>	<u>Current Par</u>	<u>Market Value</u>	<u>(Premium)/Discount</u>	<u>Accrued Interest</u>	<u>Original Cost</u>	<u>Days To Maturity</u>	<u>Duration</u>	<u>Convexity</u>
<b>Stanton II General Reserve (Continued)</b>														
88213AGC3	124126	MUNI: TEXAS A&M UNIV	08/28/2019	05/15/2027	2.508	2.058	100,000.00	108,744.36	(3,175.00)	742.86	1.0318	2,447	6.21	0.4280
88213AHL2	123968	MUNI: TEXAS A&M UNIV	07/15/2019	05/15/2024	2.884	2.215	500,000.00	547,111.06	(15,195.00)	4,366.06	1.0304	1,352	3.52	0.1474
9128285G1	124696	US Treasury	11/26/2019	10/31/2020	2.875	1.631	500,000.00	507,177.89	(5,691.73)	4,951.39	1.0114	60	0.17	0.0011
912828PC8	122320	US Treasury	07/30/2018	11/15/2020	2.625	2.732	1,000,000.00	1,012,855.64	2,382.81	7,775.14	0.9976	75	0.21	0.0015
912828QN3	111818	US Treasury	05/20/2011	05/15/2021	3.125	3.208	500,000.00	515,105.56	3,515.60	4,628.06	0.9930	256	0.70	0.0090
912828W89	121938	US Treasury	04/19/2018	03/31/2022	1.875	2.624	1,050,000.00	1,087,003.49	29,326.17	8,292.29	0.9721	576	1.55	0.0335
949763RK4	124130	CD: WELLS FARGO	08/28/2019	06/14/2022	3.100	1.949	245,000.00	258,166.62	(7,663.60)	374.55	1.0313	651	1.74	0.0411
VP4560000	124594	Wells Fargo	11/04/2019	09/01/2020	0.010	0.010	1,110,676.10	1,110,676.10	0.00	29.29	1.0000	0	0.00	0.0000
					<b>2.229</b>	<b>1.851</b>	<b>27,835,676.10</b>	<b>29,144,699.40</b>	<b>(326,327.89)</b>	<b>146,775.24</b>	<b>1.0117</b>	<b>905</b>	<b>2.37</b>	<b>0.1069</b>
<b>Stanton II O&amp;M</b>														
3130AD4X7	121509	FHLB	12/29/2017	12/11/2020	2.000	2.050	500,000.00	505,110.44	715.00	2,240.44	0.9986	101	0.28	0.0021
3130AD4X7	121510	FHLB	12/29/2017	12/11/2020	2.000	2.050	500,000.00	505,110.44	715.00	2,240.44	0.9986	101	0.28	0.0021
3130AH5P4	124323	FHLB	09/27/2019	09/24/2020	1.875	1.797	1,000,000.00	1,009,292.08	(760.00)	8,177.08	1.0008	23	0.06	0.0004
3132X02W0	122214	Great Pacific	06/29/2018	06/29/2021	2.750	2.750	2,500,000.00	2,562,577.78	0.00	11,840.28	1.0000	301	0.82	0.0113
39021UKU9	125148	CP: GREAT BRIDGE	07/30/2020	10/28/2020	0.000	0.240	1,000,000.00	999,469.83	600.00	0.00	0.9994	57	0.16	0.0010
83369BT48	125091	CP: Societe Generale	06/08/2020	06/04/2021	0.000	0.523	1,500,000.00	1,496,153.83	7,821.66	0.00	0.9948	276	0.76	0.0095
9128282F6	124029	US Treasury	07/25/2019	08/31/2021	1.125	1.314	1,500,000.00	1,514,752.62	5,859.37	46.62	0.9961	364	0.99	0.0152
N/A	123724	STANTON II SBA	05/24/2019	09/01/2020	0.360	0.360	1,489,763.28	1,489,763.28	0.00	559.84	1.0000	0	0.00	0.0000
VP4560000	124613	Wells Fargo	11/21/2019	09/01/2020	0.010	0.010	3,332,301.08	3,332,301.08	0.00	24.11	1.0000	0	0.00	0.0000
					<b>0.976</b>	<b>1.072</b>	<b>13,322,064.36</b>	<b>13,414,531.38</b>	<b>14,951.03</b>	<b>25,128.81</b>	<b>0.9989</b>	<b>142</b>	<b>0.39</b>	<b>0.0052</b>
<b>STANTON II PROJECT FUND 2020 POOLED LOAN</b>														
N/A	125118	Goldman Sachs M-Mkt	06/25/2020	09/01/2020	0.010	0.010	1,600.02	1,600.02	0.00	0.01	1.0000	0	0.00	0.0000
					<b>0.010</b>	<b>0.010</b>	<b>1,600.02</b>	<b>1,600.02</b>	<b>0.00</b>	<b>0.01</b>	<b>1.0000</b>	<b>0</b>	<b>0.00</b>	<b>0.0000</b>
<b>Stanton II R&amp;R</b>														
3130AF5B9	124461	Wells Fargo	10/15/2019	10/12/2021	3.000	1.589	550,000.00	573,852.58	(15,154.60)	6,325.00	1.0276	406	1.09	0.0186
46625HRT9	123892	JP MORGAN SEC	06/27/2019	06/07/2021	2.400	2.250	500,000.00	511,544.64	(1,415.00)	2,800.00	1.0028	279	0.76	0.0101
53948AMA6	125093	CP: LLOYDS BANK	06/11/2020	12/10/2020	0.000	0.351	500,000.00	499,535.12	884.72	0.00	0.9982	100	0.27	0.0021
9128285G1	124694	US Treasury	11/26/2019	10/31/2020	2.875	1.631	600,000.00	608,613.47	(6,830.06)	5,941.67	1.0114	60	0.17	0.0011
VP4560000	124595	Wells Fargo	11/04/2019	09/01/2020	0.010	0.010	669,923.88	669,923.88	0.00	11.56	1.0000	0	0.00	0.0000
					<b>1.625</b>	<b>1.120</b>	<b>2,819,923.88</b>	<b>2,863,469.69</b>	<b>(22,514.94)</b>	<b>15,078.23</b>	<b>1.0080</b>	<b>159</b>	<b>0.43</b>	<b>0.0060</b>
<b>STANTON II SUBORDINATED DEBT FUND 2020</b>														
X9X9USDAC	125145	MORGAN STANLEY LIQ	07/27/2020	09/01/2020	0.010	0.010	125,672.60	125,672.60	0.00	0.68	1.0000	0	0.00	0.0000
					<b>0.010</b>	<b>0.010</b>	<b>125,672.60</b>	<b>125,672.60</b>	<b>0.00</b>	<b>0.68</b>	<b>1.0000</b>	<b>0</b>	<b>0.00</b>	<b>0.0000</b>
		<b>STN2 Pool Summary</b>			<b>1.415</b>	<b>1.272</b>	<b>61,026,982.86</b>	<b>62,516,318.90</b>	<b>(338,393.56)</b>	<b>212,319.58</b>	<b>1.0055</b>	<b>460</b>	<b>1.21</b>	<b>0.0506</b>



# Investment Report

September 1, 2020

<u>CUSIP</u>	<u>ContNo</u>	<u>Issuer</u>	<u>Purchase Date</u>	<u>Maturity Date</u>	<u>Coupon</u>	<u>Yield to Maturity</u>	<u>Current Par</u>	<u>Market Value</u>	<u>(Premium)/Discount</u>	<u>Accrued Interest</u>	<u>Original Cost</u>	<u>Days To Maturity</u>	<u>Duration</u>	<u>Convexity</u>
<b>Tri City Contingency</b>														
419792KE5	124474	MUNI: HAWAII ST GO	10/28/2019	10/01/2021	1.934	1.673	500,000.00	512,492.25	(2,445.00)	4,109.75	1.0049	395	1.07	0.0178
44244CTD9	124473	MUNI HOUSTON UTILITY	10/28/2019	11/15/2020	2.810	1.745	300,000.00	304,052.42	(3,222.00)	2,552.42	1.0107	75	0.21	0.0015
914745FV1	124577	Muni Univ of Alabama	11/06/2019	10/01/2021	4.000	1.711	205,000.00	216,690.13	(8,747.35)	3,485.00	1.0427	395	1.05	0.0178
VP4560000	124597	Wells Fargo	11/04/2019	09/01/2020	0.010	0.010	99,129.19	99,129.19	0.00	1.57	1.0000	0	0.00	0.0000
					<b>2.383</b>	<b>1.550</b>	<b>1,104,129.19</b>	<b>1,132,363.99</b>	<b>(14,414.35)</b>	<b>10,148.74</b>	<b>1.0131</b>	<b>273</b>	<b>0.74</b>	<b>0.0118</b>
<b>Tri City General Reserve</b>														
12509RTU5	125120	CP: CDP Financial	07/08/2020	06/28/2021	0.000	0.251	250,000.00	249,303.39	616.32	0.00	0.9975	300	0.82	0.0108
3133ELT53	125162	FFCB	07/30/2020	04/13/2023	0.370	0.370	200,000.00	200,944.07	0.00	98.67	1.0000	954	2.60	0.0819
9128285G1	124700	US Treasury	11/26/2019	10/31/2020	2.875	1.631	100,000.00	101,435.58	(1,138.35)	990.28	1.0114	60	0.17	0.0011
VP4560000	124598	Wells Fargo	11/04/2019	09/01/2020	0.010	0.010	118,446.62	118,446.62	0.00	1.46	1.0000	0	0.00	0.0000
					<b>0.543</b>	<b>0.450</b>	<b>668,446.62</b>	<b>670,129.66</b>	<b>(522.03)</b>	<b>1,090.41</b>	<b>1.0008</b>	<b>407</b>	<b>1.11</b>	<b>0.0287</b>
<b>Tri City O&amp;M</b>														
00850UKN3	124470	Vining Sparks	10/25/2019	10/22/2020	0.000	2.096	350,000.00	349,833.96	7,164.21	0.00	0.9795	51	0.14	0.0009
912796UC1	125156	US Treasury	07/30/2020	01/28/2021	0.000	0.102	200,000.00	199,912.44	101.11	0.00	0.9995	149	0.41	0.0037
N/A	123486	TRI CITY SBA	04/18/2019	09/01/2020	0.360	0.360	446,805.20	446,805.20	0.00	154.59	1.0000	0	0.00	0.0000
VP4560000	124614	Wells Fargo	11/21/2019	09/01/2020	0.010	0.010	526,404.01	526,404.01	0.00	6.79	1.0000	0	0.00	0.0000
					<b>0.109</b>	<b>0.604</b>	<b>1,523,209.21</b>	<b>1,522,955.61</b>	<b>7,265.32</b>	<b>161.38</b>	<b>0.9952</b>	<b>31</b>	<b>0.09</b>	<b>0.0007</b>
<b>Tri City R&amp;R</b>														
12509RTU5	125121	Great Pacific	07/08/2020	06/28/2021	0.000	0.251	150,000.00	149,582.03	369.79	0.00	0.9975	300	0.82	0.0108
196707B85	124471	MUNI COLORADO ST BRD	10/25/2019	03/01/2021	3.172	1.770	215,000.00	217,924.00	(3,994.70)	3,485.68	1.0186	181	0.49	0.0054
31422BNE6	124463	FAMCA	10/25/2019	10/21/2021	1.600	1.631	185,000.00	188,783.77	112.66	1,068.89	0.9994	415	1.12	0.0192
46625HHU7	124441	OPPENHEIMER	10/16/2019	10/15/2020	4.250	1.981	400,000.00	408,449.38	(8,920.00)	6,422.22	1.0223	44	0.12	0.0008
9128285G1	124698	US Treasury	11/26/2019	10/31/2020	2.875	1.631	300,000.00	304,306.73	(3,415.03)	2,970.83	1.0114	60	0.17	0.0011
VP4560000	124578	Wells Fargo	11/04/2019	09/01/2020	0.010	0.010	70,750.10	70,750.10	0.00	1.78	1.0000	0	0.00	0.0000
					<b>2.681</b>	<b>1.516</b>	<b>1,320,750.10</b>	<b>1,339,796.01</b>	<b>(15,847.28)</b>	<b>13,949.40</b>	<b>1.0120</b>	<b>149</b>	<b>0.41</b>	<b>0.0053</b>
<b>TRI Pool Summary</b>					<b>1.452</b>	<b>1.069</b>	<b>4,616,535.12</b>	<b>4,665,245.27</b>	<b>(23,518.34)</b>	<b>25,349.93</b>	<b>1.0051</b>	<b>177</b>	<b>0.48</b>	<b>0.0087</b>
<b>Open Investments</b>					<b>0.809</b>	<b>2.123</b>	<b>456,242,101.07</b>	<b>463,040,523.03</b>	<b>(437,269.14)</b>	<b>993,902.54</b>	<b>1.0010</b>	<b>324</b>	<b>0.83</b>	<b>0.0446</b>