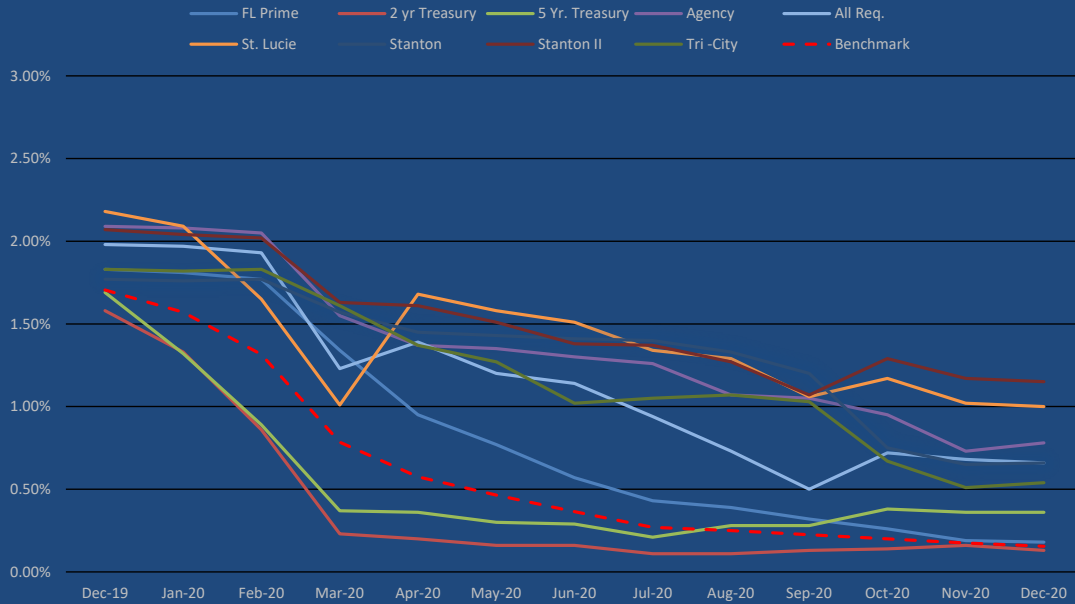
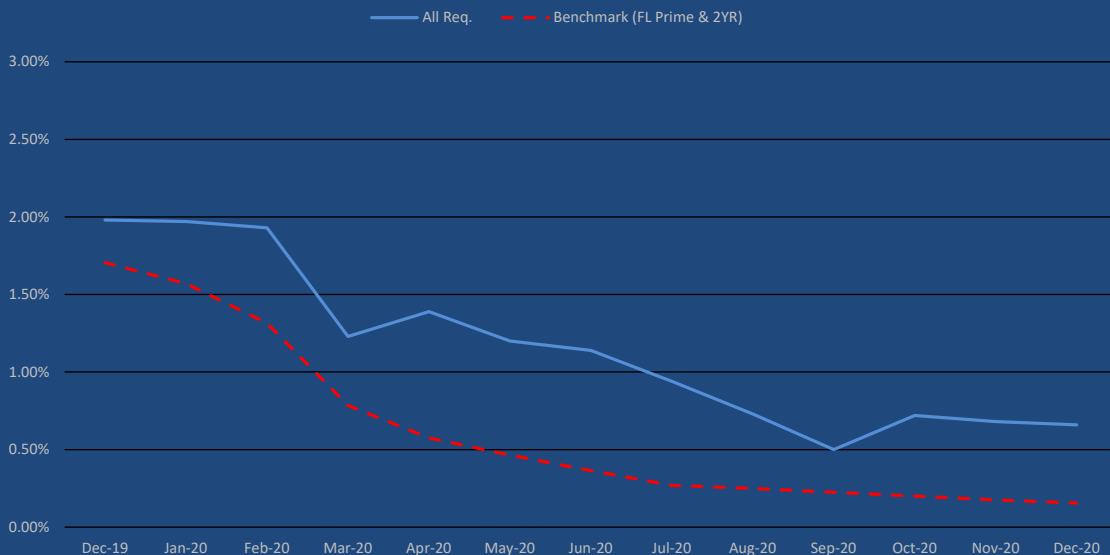


**FMPA BOD Projects Total Weighted Average Yield vs.
Florida Prime and 2 YR & 5YR Treasury
(Dec 2019 - Dec 2020)**



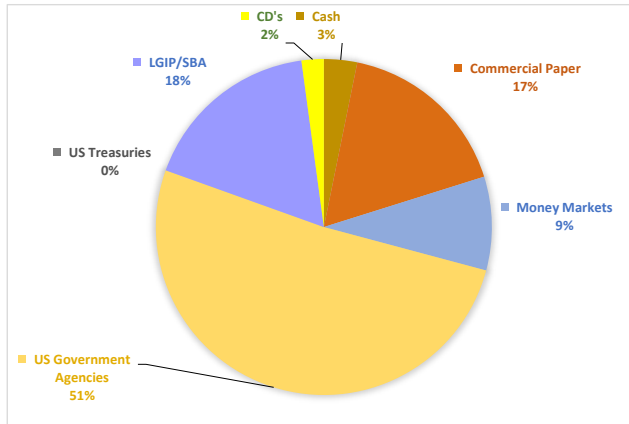
Month	FL Prime	2 yr Treasury	5 Yr. Treasury	Agency	All Req.	St. Lucie	Stanton	Stanton II	Tri -City
12/31/2019	1.83%	1.58%	1.69%	2.09%	1.98%	2.18%	1.77%	2.07%	1.83%
1/31/2020	1.81%	1.33%	1.32%	2.08%	1.97%	2.09%	1.76%	2.04%	1.82%
2/29/2020	1.77%	0.86%	0.89%	2.05%	1.93%	1.65%	1.77%	2.02%	1.83%
3/31/2020	1.34%	0.23%	0.37%	1.55%	1.23%	1.01%	1.57%	1.63%	1.61%
4/30/2020	0.95%	0.20%	0.36%	1.37%	1.39%	1.68%	1.45%	1.61%	1.37%
5/31/2020	0.77%	0.16%	0.30%	1.35%	1.20%	1.58%	1.43%	1.51%	1.27%
6/30/2020	0.57%	0.16%	0.29%	1.30%	1.14%	1.51%	1.41%	1.38%	1.02%
7/31/2020	0.43%	0.11%	0.21%	1.26%	0.94%	1.34%	1.40%	1.37%	1.05%
8/31/2020	0.39%	0.11%	0.28%	1.07%	0.73%	1.29%	1.33%	1.27%	1.07%
9/30/2020	0.32%	0.13%	0.28%	1.05%	0.50%	1.06%	1.20%	1.07%	1.03%
10/31/2020	0.26%	0.14%	0.38%	0.95%	0.72%	1.17%	0.75%	1.29%	0.67%
11/30/2020	0.19%	0.16%	0.36%	0.73%	0.68%	1.02%	0.65%	1.17%	0.51%
12/31/2020	0.18%	0.13%	0.36%	0.78%	0.66%	1.00%	0.66%	1.15%	0.54%

**FMPA All-Requirements Total Weighted Average Yield vs.
Florida Prime and 2 Year Treasury
(Dec 2019 - Dec 2020)**

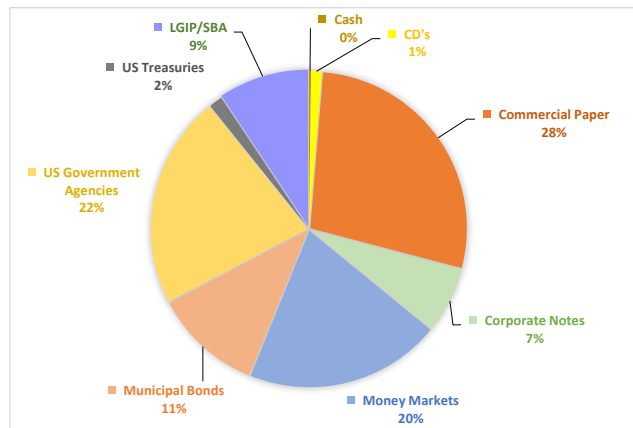


Investment Diversification by Type
December 31, 2020

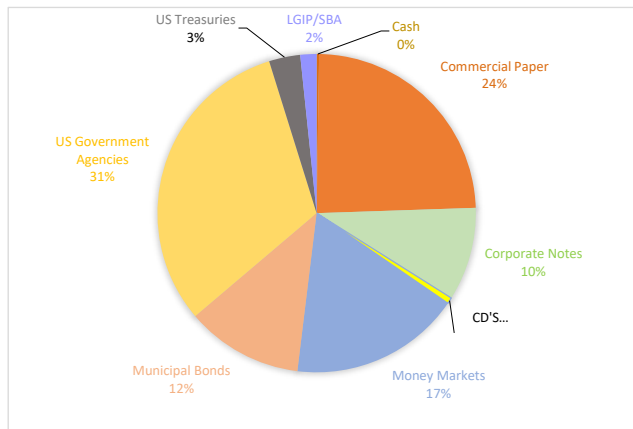
Agency Issuer	Market Value	Percentage
Cash	376,068.82	3.19%
Commercial Paper	1,996,847.92	16.96%
Corporate Notes	0.00	0.00%
Money Markets	1,060,979.64	9.01%
US Government Agencies	6,041,639.68	51.32%
US Treasuries	0.00	0.00%
LGIP/SBA	2,046,508.59	17.38%
CD's	251,530.24	2.14%
TOTAL	11,773,574.89	100.00%



All-Requirements Issuer	Market Value	Percentage
Cash	287,804.61	0.20%
CD's	1,556,697.65	1.10%
Commercial Paper	39,230,973.40	27.78%
Corporate Notes	9,623,115.98	6.81%
Money Markets	28,552,298.75	20.22%
Municipal Bonds	15,791,322.82	11.18%
US Government Agencies	30,967,514.32	21.93%
US Treasuries	1,987,854.57	1.41%
LGIP/SBA	13,213,027.07	9.36%
TOTAL	141,210,609.17	100.00%



* St. Lucie Issuer	Market Value	Percentage
Cash	200,000.00	0.25%
Commercial Paper	19,371,355.28	24.22%
Corporate Notes	7,586,988.77	9.48%
CD'S	499,923.90	0.62%
Money Markets	13,884,963.76	17.36%
Municipal Bonds	9,493,376.64	11.87%
US Government Agencies	25,101,943.78	31.38%
US Treasuries	2,535,156.74	3.17%
LGIP/SBA	1,320,709.11	1.65%
Total	79,994,417.98	100.00%

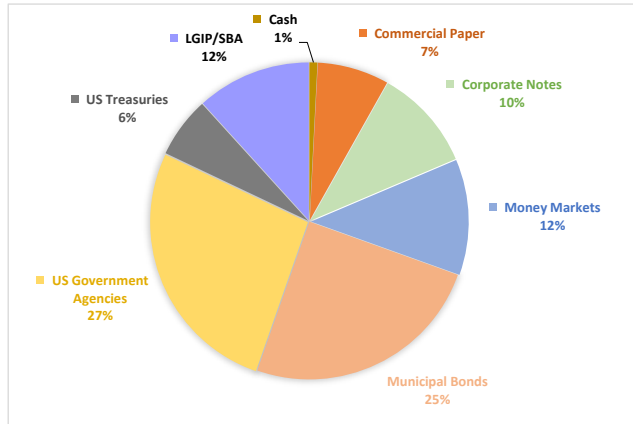


* - Investments held under the Forward Delivery Agreements in the St. Lucie Project are exempt from diversification process.

Investment Diversification by Type
December 31, 2020

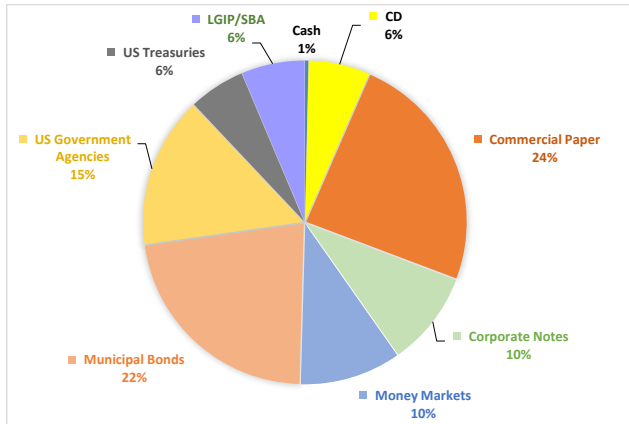
Stanton

Issuer	Market Value	Percentage
Cash	200,000.00	0.82%
Commercial Paper	1,796,212.75	7.33%
Corporate Notes	2,561,767.91	10.46%
Money Markets	2,906,519.31	11.87%
Municipal Bonds	6,090,854.72	24.87%
US Government Agencies	6,537,155.95	26.69%
US Treasuries	1,524,808.25	6.23%
LGIP/SBA	2,872,460.57	11.73%
Total	24,489,779.46	100.00%



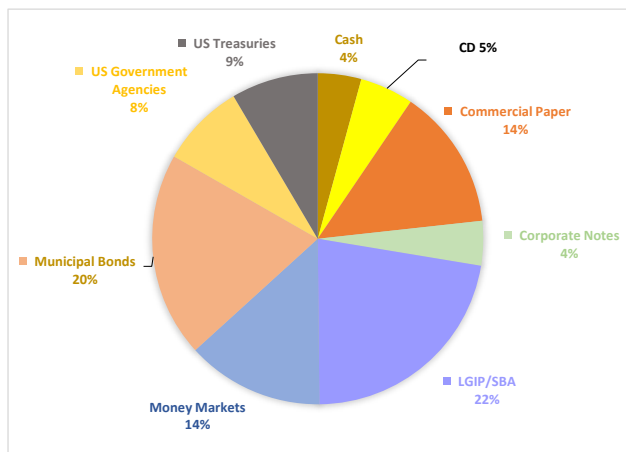
Stanton II

Issuer	Market Value	Percentage
Cash	200,000.00	0.36%
CD	3,385,233.74	6.17%
Commercial Paper	13,281,164.58	24.20%
Corporate Notes	5,227,344.97	9.53%
Money Markets	5,581,526.26	10.17%
Municipal Bonds	12,248,276.64	22.32%
US Government Agencies	8,346,155.67	15.21%
US Treasuries	3,108,999.28	5.67%
LGIP/SBA	3,491,337.13	6.36%
Total	54,870,038.27	100.00%



Tri-City

Issuer	Market Value	Percentage
Cash	200,000.00	4.25%
CD	247,063.01	5.24%
Commercial Paper	648,783.88	13.77%
Corporate Notes	204,992.90	4.35%
LGIP/SBA	1,047,402.29	22.23%
Money Markets	631,558.79	13.41%
Municipal Bonds	943,389.31	20.03%
US Government Agencies	387,904.19	8.23%
US Treasuries	399,956.71	8.49%
Total	4,711,051.08	100.00%



Investment Report

January 1, 2021

CUSIP	ContNo	Issuer	Purchase Date	Maturity Date	Coupon	Yield to Maturity	Current Par	Market Value	(Premium)/Discount	Accrued Interest	Original Cost	Days To Maturity	Duration	Convexity
Agency O&M														
05990CUD4	125179	CP: BCI MIAMI	08/21/2020	07/13/2021	0.000	0.401	1,000,000.00	998,672.65	3,622.22	0.00	0.9964	193	0.53	0.0054
3130AJZ44	125205	FHLB	09/10/2020	08/20/2021	0.125	0.131	1,000,000.00	999,894.86	57.00	454.86	0.9999	231	0.63	0.0073
3130AKCB0	125284	FHLB	11/12/2020	10/13/2021	0.125	0.125	1,500,000.00	1,500,186.30	0.00	406.25	1.0000	285	0.78	0.0101
3132X0T84	123046	FAMCA	04/30/2018	04/19/2021	2.650	2.745	2,500,000.00	2,541,662.50	6,750.00	13,250.00	0.9973	108	0.30	0.0024
3133EMCG5	125270	FFCB	10/29/2020	10/08/2021	0.100	0.127	1,000,000.00	999,896.02	250.00	230.56	0.9998	280	0.77	0.0098
40588LW39	125297	CP: HALKIN FINANCE	12/08/2020	09/03/2021	0.000	0.274	1,000,000.00	998,175.27	2,017.50	0.00	0.9980	245	0.67	0.0078
87270LBS1	124438	CD: TIAA FSB	10/16/2019	08/04/2021	2.750	1.847	245,000.00	251,530.24	(3,885.70)	2,768.84	1.0159	215	0.58	0.0069
N/A	125278	AGENCY SBA	11/05/2020	01/04/2021	0.180	0.180	2,046,508.59	2,046,508.59	0.00	320.57	1.0000	3	0.00	0.0000
VP4560000	124711	Wells Fargo	11/26/2019	01/04/2021	0.010	0.010	1,060,979.64	1,060,979.64	0.00	9.72	1.0000	3	0.00	0.0000
					0.713	0.777	11,352,488.23	11,397,506.07	8,811.02	17,440.80	0.9992	150	0.41	0.0047
AGN Pool Summary					0.713	0.777	11,352,488.23	11,397,506.07	8,811.02	17,440.80	0.9992	150	0.41	0.0047
All Requirements Construction 2013A														
50000DN85	125264	CP: Koch Industries	10/28/2020	01/08/2021	0.000	0.140	750,000.00	749,984.88	210.00	0.00	0.9997	7	0.02	0.0001
N/A	116079	Goldman Sachs M-Mkt	09/17/2013	01/04/2021	0.010	0.010	1,978,363.70	1,978,363.70	0.00	13.75	1.0000	3	0.00	0.0000
					0.007	0.046	2,728,363.70	2,728,348.58	210.00	13.75	0.9999	4	0.01	0.0000
All Requirements Contingency														
3130A0XD7	121859	FHLB	03/19/2018	03/12/2021	2.375	2.514	800,000.00	812,211.22	3,184.00	5,647.22	0.9960	70	0.19	0.0013
79642B3M3	120585	MUNI: SANWTR	06/20/2017	05/15/2023	5.000	1.390	270,000.00	303,999.45	(55,047.60)	1,725.00	1.2039	864	2.25	0.0660
VP4560000	124582	Wells Fargo	11/04/2019	01/04/2021	0.010	0.010	297,512.29	297,512.29	0.00	2.64	1.0000	3	0.00	0.0000
					2.379	1.748	1,367,512.29	1,413,722.96	(51,863.60)	7,374.86	1.0379	212	0.56	0.0138
All Requirements Debt Service 2015B														
16537LQW4	125308	CP: CHESHAM FINANCE	12/09/2020	03/30/2021	0.000	0.292	1,500,000.00	1,499,222.81	1,341.25	0.00	0.9991	88	0.24	0.0018
N/A	118434	Goldman Sachs M-Mkt	01/28/2016	01/04/2021	0.010	0.010	1,286,427.53	1,286,427.53	0.00	7.98	1.0000	3	0.00	0.0000
					0.005	0.162	2,786,427.53	2,785,650.34	1,341.25	7.98	0.9995	49	0.13	0.0010
ALL REQUIREMENTS DEBT SERVICE 2016A														
16537LQW4	125306	CP: CHESHAM FINANCE	12/09/2020	03/30/2021	0.000	0.292	5,000,000.00	4,997,409.36	4,470.83	0.00	0.9991	88	0.24	0.0018
62479LQW8	125286	CP: MUFG Bank	11/16/2020	03/30/2021	0.000	0.101	4,000,000.00	3,997,927.48	1,488.92	0.00	0.9996	88	0.24	0.0018
N/A	118861	Goldman Sachs M-Mkt	05/12/2016	01/04/2021	0.010	0.010	5,798,768.72	5,798,768.72	0.00	25.68	1.0000	3	0.00	0.0000
					0.004	0.130	14,798,768.72	14,794,105.56	5,959.75	25.68	0.9996	55	0.15	0.0011
ALL REQUIREMENTS DEBT SERVICE 2017A														
N/A	120615	Goldman Sachs M-Mkt	06/30/2017	01/04/2021	0.010	0.010	870,358.09	870,358.09	0.00	5.48	1.0000	3	0.00	0.0000
					0.010	0.010	870,358.09	870,358.09	0.00	5.48	1.0000	3	0.00	0.0000
ALL REQUIREMENTS DEBT SERVICE 2017B														
16537LQW4	125307	CP: CHESHAM FINANCE	12/09/2020	03/30/2021	0.000	0.292	1,000,000.00	999,481.87	894.17	0.00	0.9991	88	0.24	0.0018
N/A	120616	Goldman Sachs M-Mkt	06/30/2017	01/04/2021	0.010	0.010	1,059,980.26	1,059,980.26	0.00	6.61	1.0000	3	0.00	0.0000
					0.005	0.147	2,059,980.26	2,059,462.13	894.17	6.61	0.9996	44	0.12	0.0009

Investment Report

January 1, 2021

<u>CUSIP</u>	<u>ContNo</u>	<u>Issuer</u>	<u>Purchase Date</u>	<u>Maturity Date</u>	<u>Coupon</u>	<u>Yield to Maturity</u>	<u>Current Par</u>	<u>Market Value</u>	<u>(Premium)/Discount</u>	<u>Accrued Interest</u>	<u>Original Cost</u>	<u>Days To Maturity</u>	<u>Duration</u>	<u>Convexity</u>
ALL REQUIREMENTS DEBT SERVICE 2018A														
N/A	122318	Goldman Sachs M-Mkt	07/26/2018	01/04/2021	0.010	0.010	529,726.29	529,726.29	0.00	3.34	1.0000	3	0.00	0.0000
					0.010	0.010	529,726.29	529,726.29	0.00	3.34	1.0000	3	0.00	0.0000
ALL REQUIREMENTS DEBT SERVICE 2019A														
05990CQX5	125243	CP: BCI MIAMI	10/13/2020	03/31/2021	0.000	0.300	2,000,000.00	1,998,939.25	2,816.68	0.00	0.9986	89	0.24	0.0018
N/A	124837	Goldman Sachs M-Mkt	11/25/2019	01/04/2021	0.010	0.010	163,462.32	163,462.32	0.00	1.46	1.0000	3	0.00	0.0000
					0.001	0.278	2,163,462.32	2,162,401.57	2,816.68	1.46	0.9987	83	0.23	0.0017
ALL REQUIREMENTS DEBT SERVICE 2019B														
N/A	124838	Goldman Sachs M-Mkt	11/25/2019	01/04/2021	0.010	0.010	438,838.00	438,838.00	0.00	2.76	1.0000	3	0.00	0.0000
					0.010	0.010	438,838.00	438,838.00	0.00	2.76	1.0000	3	0.00	0.0000
All Requirements General Reserve														
05571BV34	125256	CP: BCPE	10/20/2020	08/03/2021	0.000	0.342	2,000,000.00	1,996,939.95	5,444.44	0.00	0.9973	214	0.59	0.0063
05990CUD4	125257	CP: BCI MIAMI	10/20/2020	07/13/2021	0.000	0.499	1,000,000.00	998,690.81	3,622.22	0.00	0.9964	193	0.53	0.0054
3133ELW67	125140	FFCB	07/21/2020	07/21/2022	0.220	0.245	1,500,000.00	1,500,994.17	750.00	1,466.67	0.9995	566	1.55	0.0322
372348BZ4	122077	CD: GENOA	02/28/2018	02/28/2023	2.550	2.550	245,000.00	257,474.13	0.00	68.47	1.0000	788	2.10	0.0574
61334ECZ97	125271	MUNI: Montgomery	10/29/2020	04/01/2022	4.000	0.201	750,000.00	793,481.81	(40,447.50)	7,500.00	1.0539	455	1.22	0.0224
87270LBF9	121723	CD: TIAA FSB	02/23/2018	02/23/2023	2.500	2.500	245,000.00	259,239.12	0.00	2,181.51	1.0000	783	2.08	0.0567
VP4560000	124710	Wells Fargo	11/25/2019	01/04/2021	0.010	0.010	139,127.58	139,127.58	0.00	1.23	1.0000	3	0.00	0.0000
					0.777	0.500	5,879,127.58	5,945,947.57	(30,630.84)	11,217.88	1.0052	374	1.01	0.0189
ALL REQUIREMENTS GENERAL RESERVE RPA														
00084BQS6	125133	CP: ABN Amro Funding	07/16/2020	03/26/2021	0.000	0.260	1,000,000.00	999,514.34	1,827.22	0.00	0.9982	84	0.23	0.0017
00850UN42	125299	CP: AGRI BK CHINA NY	12/09/2020	01/04/2021	0.000	0.243	1,000,000.00	999,993.29	173.33	0.00	0.9998	3	0.01	0.0000
0347M2N51	125242	CP: Anglesea Funding	10/14/2020	01/05/2021	0.000	0.190	2,000,000.00	1,999,980.67	876.11	0.00	0.9996	4	0.01	0.0001
46221LPJ2	125316	CP: IONIC CAPL	12/16/2020	02/18/2021	0.000	0.235	2,000,000.00	1,999,577.35	817.78	0.00	0.9996	48	0.13	0.0008
VP4560000	124584	Wells Fargo	11/04/2019	01/04/2021	0.010	0.010	272,113.20	272,113.20	0.00	8.55	1.0000	3	0.00	0.0000
					0.000	0.216	6,272,113.20	6,271,178.85	3,694.44	8.55	0.9994	31	0.08	0.0006

Investment Report

January 1, 2021

<u>CUSIP</u>	<u>ContNo</u>	<u>Issuer</u>	<u>Purchase Date</u>	<u>Maturity Date</u>	<u>Coupon</u>	<u>Yield to Maturity</u>	<u>Current Par</u>	<u>Market Value</u>	<u>(Premium)/Discount</u>	<u>Accrued Interest</u>	<u>Original Cost</u>	<u>Days To Maturity</u>	<u>Duration</u>	<u>Convexity</u>
All Requirements O&M														
02587DY85	125142	CD: American Express	10/01/2019	09/06/2022	2.400	2.000	247,000.00	249,264.54	(2,798.51)	1,900.21	1.0113	613	1.64	0.0368
05571BQ14	125262	CP: BCPE	10/28/2020	03/01/2021	0.000	0.200	1,500,000.00	1,499,566.94	1,033.33	0.00	0.9993	59	0.16	0.0011
06251A2D1	125186	CD: BANK HAPOALIM	08/26/2020	08/26/2022	0.250	0.250	249,000.00	249,534.05	0.00	218.30	1.0000	602	1.64	0.0359
17325FAQ1	125209	Corp: Citibank	09/11/2020	07/23/2021	3.400	0.477	2,000,000.00	2,066,796.67	(50,500.00)	29,844.44	1.0253	203	0.55	0.0064
254673MP8	125112	CD: Discover Bank	06/26/2020	02/22/2028	3.000	3.000	245,000.00	291,038.87	0.00	2,617.81	1.0000	2,608	6.48	0.4677
27873JPS8	125193	CP: EBURY FIN	08/28/2020	02/26/2021	0.000	0.170	2,500,000.00	2,499,329.85	2,148.61	0.00	0.9991	56	0.15	0.0010
3130A0EN6	124747	FHLB	12/12/2019	12/10/2021	2.875	1.645	3,000,000.00	3,094,716.25	(72,108.00)	5,031.25	1.0240	343	0.93	0.0140
3130AJZJ1	125184	FHLB	08/25/2020	08/25/2023	0.320	0.320	500,000.00	500,192.50	0.00	560.00	1.0000	966	2.63	0.0838
3132X02W0	122210	FAMCA	06/29/2018	06/29/2021	2.750	2.750	2,000,000.00	2,034,375.56	0.00	305.56	1.0000	179	0.49	0.0049
3133EJD2	125197	FFCB	08/31/2020	04/05/2021	2.540	0.110	2,500,000.00	2,544,494.44	(36,087.50)	15,169.44	1.0144	94	0.26	0.0020
3133ELT53	125159	FFCB	07/30/2020	04/13/2023	0.370	0.370	2,125,000.00	2,122,262.29	0.00	1,703.54	1.0000	832	2.27	0.0638
3133EMCG5	125269	FFCB	10/29/2020	10/08/2021	0.100	0.127	5,000,000.00	4,999,480.08	1,250.00	1,152.78	0.9998	280	0.77	0.0098
3134GWFX9	125147	FHLMC	07/30/2020	07/29/2022	0.250	0.250	2,875,000.00	2,872,974.72	0.00	3,034.72	1.0000	574	1.57	0.0330
3134GWQP3	125177	FHLMC	08/21/2020	08/19/2022	0.200	0.210	750,000.00	748,540.00	150.00	550.00	0.9998	595	1.63	0.0351
3134GWSP2	125181	FHLMC	08/24/2020	08/24/2022	0.220	0.220	875,000.00	875,420.98	0.00	679.10	1.0000	600	1.64	0.0356
3135G05R0	125168	FNMA	08/11/2020	08/10/2023	0.300	0.338	2,000,000.00	2,001,080.00	2,284.00	2,350.00	0.9989	951	2.59	0.0815
3135G0Q89	125114	FNMA	06/26/2020	10/07/2021	1.375	1.751	1,000,000.00	1,014,783.33	4,730.00	3,208.33	0.9953	279	0.76	0.0100
404280BA6	125115	CORP: HSBC	06/26/2020	05/25/2023	3.600	1.525	500,000.00	542,910.94	(30,310.00)	1,800.00	1.0606	874	2.31	0.0683
40588LW39	125298	CP: HALKIN FINANCE	12/08/2020	09/03/2021	0.000	0.274	1,000,000.00	998,175.27	2,017.50	0.00	0.9980	245	0.67	0.0078
419792KE5	124475	MUNI: HAWAII ST GO	10/28/2019	10/01/2021	1.934	1.673	2,000,000.00	2,040,254.89	(9,780.00)	9,884.89	1.0049	273	0.74	0.0097
46625HJC5	125207	CORP: JP MORGAN	09/11/2020	08/15/2021	4.350	0.226	2,000,000.00	2,085,616.18	(76,400.00)	32,866.67	1.0382	226	0.61	0.0076
4913137B2	121196	MUNI: KY STATE	10/19/2017	02/01/2022	5.000	0.952	530,000.00	572,438.87	(89,835.00)	11,041.67	1.1695	396	1.05	0.0180
63873JPN4	125081	CP: NATIXIS NY	05/29/2020	02/22/2021	0.000	0.478	5,000,000.00	4,998,808.95	17,559.72	0.00	0.9965	52	0.14	0.0009
64952WDR1	125180	CORP: NYLIFE	08/24/2020	09/20/2022	0.400	0.303	1,000,000.00	1,005,537.72	(2,891.53)	1,122.22	1.0029	627	1.71	0.0386
83369BT48	125089	CP: Societe Generale	06/08/2020	06/04/2021	0.000	0.523	1,000,000.00	998,998.03	5,214.44	0.00	0.9948	154	0.42	0.0039
8648136U9	124457	MUNI: SUFFOLKVA	10/17/2019	02/01/2023	1.937	1.859	1,000,000.00	1,043,570.83	(2,480.00)	8,070.83	1.0025	761	2.04	0.0542
912828B66	123230	US Treasury	02/21/2019	02/15/2024	2.750	2.554	1,480,000.00	1,618,799.92	(13,489.47)	15,373.10	1.0091	1,140	2.99	0.1094
940637MR9	125183	CD: Washington Trust	08/24/2020	08/24/2021	0.150	0.150	250,000.00	250,146.94	0.00	133.56	1.0000	235	0.64	0.0073
949763NT9	125110	Wells Fargo	06/26/2020	02/28/2023	2.750	2.750	245,000.00	258,533.48	0.00	73.84	1.0000	788	2.10	0.0574
N/A	125279	All Req. SBA	11/05/2020	01/04/2021	0.180	0.180	13,213,027.07	13,213,027.07	0.00	1,683.15	1.0000	3	0.00	0.0000
VP4560000	124611	Wells Fargo	11/21/2019	01/04/2021	0.010	0.010	12,231,041.23	12,231,041.23	0.00	65.24	1.0000	3	0.00	0.0000
					0.844	0.511	70,815,068.30	71,521,711.39	(350,292.41)	150,440.65	1.0049	245	0.66	0.0159

Investment Report

January 1, 2021

<u>CUSIP</u>	<u>ContNo</u>	<u>Issuer</u>	<u>Purchase Date</u>	<u>Maturity Date</u>	<u>Coupon</u>	<u>Yield to Maturity</u>	<u>Current Par</u>	<u>Market Value</u>	<u>(Premium)/Discount</u>	<u>Accrued Interest</u>	<u>Original Cost</u>	<u>Days To Maturity</u>	<u>Duration</u>	<u>Convexity</u>
All Requirements R&R														
00850USM7	125082	CP: AGRI BK CHINA NY	05/29/2020	05/21/2021	0.000	0.756	1,000,000.00	999,117.03	7,338.33	0.00	0.9927	140	0.38	0.0034
22546QAR8	125313	CORP: CRED SUISS	12/10/2020	10/29/2021	3.000	0.243	1,500,000.00	1,543,541.74	(36,585.00)	7,750.00	1.0244	301	0.82	0.0114
3130A3KM5	121512	FHLB	12/29/2017	12/09/2022	2.500	2.265	1,000,000.00	1,049,194.67	(10,920.00)	1,579.67	1.0109	707	1.90	0.0476
3130AKCB0	125285	FHLB	11/12/2020	10/13/2021	0.125	0.125	1,000,000.00	1,000,124.20	0.00	270.83	1.0000	285	0.78	0.0101
3133EAG77	121753	FFCB	03/05/2018	08/07/2034	3.150	3.280	1,500,000.00	1,795,687.50	24,645.00	18,900.00	0.9836	4,966	11.39	1.3823
3134GWSB3	125187	FHLMC	08/26/2020	08/26/2022	0.220	0.223	1,000,000.00	1,000,703.89	50.00	763.89	1.0000	602	1.64	0.0359
3134GXJF2	125318	FHLMC	12/30/2020	12/30/2022	0.200	0.200	1,000,000.00	1,000,278.52	0.00	5.56	1.0000	728	1.99	0.0501
46849LTE1	123945	CORP: JACKSON NTL	06/28/2019	02/01/2022	3.300	2.278	600,000.00	629,365.43	(15,306.00)	8,415.00	1.0255	396	1.06	0.0180
56274LN59	125237	CP: MANHATASS	10/14/2020	01/05/2021	0.000	0.150	2,000,000.00	1,999,980.67	691.67	0.00	0.9997	4	0.01	0.0001
64985HZC4	121771	MUNI: NY ST ENV	03/06/2018	01/15/2028	3.061	3.524	105,000.00	118,831.08	4,024.65	1,482.03	0.9617	2,570	6.37	0.4516
64985HZF7	121770	MUNI: NY ST ENV	03/06/2018	01/15/2031	3.321	3.530	3,310,000.00	3,735,627.94	71,131.90	50,687.69	0.9785	3,666	8.67	0.8144
64985HZH3	121769	MUNI: NY ST ENV	03/06/2018	01/15/2033	3.421	3.620	1,980,000.00	2,224,925.23	45,045.00	31,233.73	0.9773	4,397	10.13	1.0993
880591DX7	121768	MUNI: TVA	03/05/2018	06/15/2035	4.650	3.317	1,100,000.00	1,515,889.83	(191,686.00)	2,273.33	1.1743	5,278	11.45	1.4010
89602NVL5	121773	MUNI: TRIBORO NY	03/06/2018	11/15/2032	5.450	3.800	2,000,000.00	2,564,127.78	(368,780.00)	13,927.78	1.1844	4,336	9.47	0.9677
902273WX5	121455	MUNI: TYLER	12/08/2017	02/15/2026	5.000	1.870	700,000.00	878,175.11	(165,564.00)	13,220.11	1.2365	1,871	4.58	0.2450
912833LJ7	120129	US Treasury	03/31/2014	08/15/2022	0.000	2.661	370,000.00	369,054.65	73,507.90	0.00	0.8013	591	1.62	0.0338
VP4560000	124585	Wells Fargo	11/04/2019	01/04/2021	0.010	0.010	3,225,561.43	3,225,561.43	0.00	21.70	1.0000	3	0.00	0.0000
					2.218	1.852	23,390,561.43	25,650,186.70	(562,406.55)	150,531.32	1.0240	2,041	4.72	0.4630
ALL REQUIREMENTS SOLAR O&M														
22546QAR8	125314	CORP: CRED SUISS	12/10/2020	10/29/2021	3.000	0.243	1,700,000.00	1,749,347.30	(41,463.00)	8,783.33	1.0244	301	0.82	0.0114
2254EAR13	125134	CP: Credit Suis NY	07/16/2020	04/01/2021	0.000	0.260	1,000,000.00	999,460.47	1,870.56	0.00	0.9981	90	0.25	0.0018
53944QP20	125136	CP: LMA AMERICAS	07/16/2020	02/02/2021	0.000	0.240	1,000,000.00	999,874.13	1,340.00	0.00	0.9987	32	0.09	0.0005
VP4560000	125040	Wells Fargo	04/27/2020	01/04/2021	0.010	0.010	2,482.12	2,482.12	0.00	4.33	1.0000	3	0.00	0.0000
					1.377	0.247	3,702,482.12	3,751,164.02	(38,252.44)	8,787.66	1.0103	171	0.47	0.0059
All Requirements Subordinated Debt Fund														
N/A	125086	Goldman Sachs M-Mkt	05/29/2020	01/04/2021	0.010	0.010	2.51	2.51	0.00	0.00	1.0000	3	0.00	0.0000
					0.010	0.010	2.51	2.51	0.00	0.00	1.0000	3	0.00	0.0000
		ARP Pool Summary			0.905	0.657	137,802,792.34	140,922,804.56	(1,018,529.55)	328,427.98	1.0074	505	1.23	0.0880
Bushnell Rate Stabilization Fund														
912796UC1	125157	US Treasury	07/30/2020	01/28/2021	0.000	0.102	100,000.00	99,993.47	50.56	0.00	0.9995	27	0.07	0.0004
VP4560000	124580	Wells Fargo	11/04/2019	01/04/2021	0.010	0.010	53,021.71	53,021.71	0.00	0.47	1.0000	3	0.00	0.0000
					0.003	0.070	153,021.71	153,015.18	50.56	0.47	0.9997	19	0.05	0.0003
		BUSH Pool Summary			0.003	0.070	153,021.71	153,015.18	50.56	0.47	0.9997	19	0.05	0.0003
FMPA POOLED LN														
VP4560000	124586	Wells Fargo	11/04/2019	01/04/2021	0.010	0.010	62,074.03	62,074.03	0.00	0.49	1.0000	3	0.00	0.0000
					0.010	0.010	62,074.03	62,074.03	0.00	0.49	1.0000	3	0.00	0.0000
		FMPA Pool Summary			0.010	0.010	62,074.03	62,074.03	0.00	0.49	1.0000	3	0.00	0.0000

Investment Report

January 1, 2021

<u>CUSIP</u>	<u>ContNo</u>	<u>Issuer</u>	<u>Purchase Date</u>	<u>Maturity Date</u>	<u>Coupon</u>	<u>Yield to Maturity</u>	<u>Current Par</u>	<u>Market Value</u>	<u>(Premium)/Discount</u>	<u>Accrued Interest</u>	<u>Original Cost</u>	<u>Days To Maturity</u>	<u>Duration</u>	<u>Convexity</u>
Kissimmee Rate Stabilization Fund														
VP4560000	124581	Wells Fargo	11/04/2019	01/04/2021	0.010	0.010	1,497,879.34	1,497,879.34	0.00	12.51	1.0000	3	0.00	0.0000
					0.010	0.010	1,497,879.34	1,497,879.34	0.00	12.51	1.0000	3	0.00	0.0000
			KUA Pool Summary		0.010	0.010	1,497,879.34	1,497,879.34	0.00	12.51	1.0000	3	0.00	0.0000
FMPA Pooled Loan Debt Service														
N/A	124748	Goldman Sachs M-Mkt	12/10/2019	01/04/2021	0.010	0.010	255,796.10	255,796.10	0.00	0.21	1.0000	3	0.00	0.0000
					0.010	0.010	255,796.10	255,796.10	0.00	0.21	1.0000	3	0.00	0.0000
			POOL Pool Summary		0.010	0.010	255,796.10	255,796.10	0.00	0.21	1.0000	3	0.00	0.0000
St Lucie Contingency														
3133ELXW9	125036	FFCB	04/29/2020	04/27/2022	0.300	0.305	1,000,000.00	1,002,058.33	100.00	533.33	0.9999	481	1.31	0.0243
975673CZ5	120716	MUNI: WIN SALEM	07/12/2017	06/01/2021	5.000	1.081	500,000.00	516,034.12	(74,385.00)	2,129.12	1.1488	151	0.41	0.0038
VP4560000	124587	Wells Fargo	11/04/2019	01/04/2021	0.010	0.010	798,211.92	798,211.92	0.00	7.09	1.0000	3	0.00	0.0000
					1.222	0.371	2,298,211.92	2,316,304.37	(74,285.00)	2,669.54	1.0323	243	0.66	0.0114
St Lucie Debt Service 2010														
X9X9USDADM1	123466	MORGAN STANLEY LIQ	03/05/2019	01/04/2021	0.030	0.030	559,873.37	559,873.37	0.00	10.16	1.0000	3	0.00	0.0000
					0.030	0.030	559,873.37	559,873.37	0.00	10.16	1.0000	3	0.00	0.0000
St Lucie Debt Service 2011														
X9X9USDADM1	123471	MORGAN STANLEY LIQ	03/05/2019	01/04/2021	0.030	0.030	296,351.32	296,351.32	0.00	5.38	1.0000	3	0.00	0.0000
					0.030	0.030	296,351.32	296,351.32	0.00	5.38	1.0000	3	0.00	0.0000
St Lucie Debt Service 2012A														
X9X9USDADM1	123467	MORGAN STANLEY LIQ	03/05/2019	01/04/2021	0.030	0.030	735,961.04	735,961.04	0.00	13.36	1.0000	3	0.00	0.0000
					0.030	0.030	735,961.04	735,961.04	0.00	13.36	1.0000	3	0.00	0.0000
St Lucie Debt Service 2013A														
X9X9USDADM1	123469	MORGAN STANLEY LIQ	03/05/2019	01/04/2021	0.030	0.030	386,561.39	386,561.39	0.00	7.02	1.0000	3	0.00	0.0000
					0.030	0.030	386,561.39	386,561.39	0.00	7.02	1.0000	3	0.00	0.0000

Investment Report

January 1, 2021

<u>CUSIP</u>	<u>ContNo</u>	<u>Issuer</u>	<u>Purchase Date</u>	<u>Maturity Date</u>	<u>Coupon</u>	<u>Yield to Maturity</u>	<u>Current Par</u>	<u>Market Value</u>	<u>(Premium)/Discount</u>	<u>Accrued Interest</u>	<u>Original Cost</u>	<u>Days To Maturity</u>	<u>Duration</u>	<u>Convexity</u>
St Lucie Debt Service Res. 2011AB														
196479YA1	122215	RAYMOND JAMES	07/02/2018	05/01/2021	2.424	2.814	230,000.00	231,506.50	2,428.80	929.20	0.9894	120	0.33	0.0028
313378JP7	120567	FHLB	06/15/2017	09/10/2021	2.375	1.699	1,305,000.00	1,339,377.51	(35,874.45)	9,556.41	1.0275	252	0.68	0.0087
313378JP7	122203	FHLB	06/29/2018	09/10/2021	2.375	2.693	335,000.00	343,824.88	3,247.82	2,453.18	0.9903	252	0.68	0.0087
313378JP7	122204	FHLB	06/29/2018	09/10/2021	2.375	2.693	200,000.00	205,268.58	1,939.00	1,464.58	0.9903	252	0.68	0.0087
313378JP7	122205	FHLB	06/29/2018	09/10/2021	2.375	2.693	925,000.00	949,367.20	8,967.87	6,773.70	0.9903	252	0.68	0.0087
313378JP7	122206	FHLB	06/29/2018	09/10/2021	2.375	2.693	405,000.00	415,668.88	3,926.47	2,965.78	0.9903	252	0.68	0.0087
313378JP7	122207	FHLB	06/29/2018	09/10/2021	2.375	2.693	470,000.00	482,381.17	4,556.65	3,441.77	0.9903	252	0.68	0.0087
3136G46A6	125258	FNMA	10/27/2020	10/27/2023	0.300	0.303	1,000,000.00	1,002,334.35	100.00	533.33	0.9999	1,029	2.81	0.0941
3137EAEC9	121670	FHLMC	02/14/2018	08/12/2021	1.125	2.381	1,400,000.00	1,416,945.25	58,618.00	6,081.25	0.9581	223	0.61	0.0071
660266GW1	121392	MUNI: N KANSAS	11/29/2017	03/01/2021	2.000	1.600	870,000.00	880,976.50	(10,979.40)	5,800.00	1.0126	59	0.16	0.0011
X9X9USDADM1	123470	MORGAN STANLEY LIQ	03/05/2019	01/04/2021	0.030	0.030	512,655.39	512,655.39	0.00	13.10	1.0000	3	0.00	0.0000
					1.677	1.855	7,652,655.39	7,780,306.21	36,930.76	40,012.30	0.9952	306	0.83	0.0179
St Lucie Debt Service Reserve 2012														
05990CZ72	125312	CP: BCI MIAMI	12/09/2020	12/07/2021	0.000	0.438	1,700,000.00	1,694,995.33	7,370.92	0.00	0.9957	340	0.93	0.0133
53948AU25	125244	CP: LLOYDS BANK	10/14/2020	07/02/2021	0.000	0.220	2,000,000.00	1,997,548.54	3,190.00	0.00	0.9984	182	0.50	0.0050
X9X9USDADM1	123468	MORGAN STANLEY LIQ	03/05/2019	01/04/2021	0.030	0.030	52,533.73	52,533.73	0.00	12.16	1.0000	3	0.00	0.0000
					0.000	0.316	3,752,533.73	3,745,077.60	10,560.92	12.16	0.9972	251	0.69	0.0087
St Lucie Decommissioning														
05990CZ72	125311	CP: BCI MIAMI	12/09/2020	12/07/2021	0.000	0.438	4,000,000.00	3,988,224.30	17,343.33	0.00	0.9957	340	0.93	0.0133
3133X8L34	109995	FHLB	07/28/2010	09/09/2024	5.365	3.850	500,000.00	600,048.06	(81,857.15)	8,345.56	1.1637	1,347	3.38	0.1389
646080SZ5	125255	NJ HGR ED	10/20/2020	12/01/2021	5.000	0.401	1,000,000.00	1,048,571.85	(51,060.00)	4,166.67	1.0511	334	0.90	0.0134
912828B66	116602	US Treasury	02/28/2014	02/15/2024	2.750	2.640	400,000.00	437,513.49	(3,828.12)	4,154.89	1.0096	1,140	2.99	0.1094
912833LQ1	116678	US Treasury	03/31/2014	02/15/2024	0.000	2.876	2,115,000.00	2,097,643.25	519,380.55	0.00	0.7544	1,140	3.12	0.1101
X9X9USDADM1	123464	MORGAN STANLEY LIQ	03/06/2019	01/04/2021	0.030	0.030	86,902,456.61	86,902,456.61	0.00	159.47	1.0000	3	0.00	0.0000
					0.120	0.146	94,917,456.61	95,074,457.56	399,978.61	16,826.59	0.9958	58	0.15	0.0043

Investment Report

January 1, 2021

<u>CUSIP</u>	<u>ContNo</u>	<u>Issuer</u>	<u>Purchase Date</u>	<u>Maturity Date</u>	<u>Coupon</u>	<u>Yield to Maturity</u>	<u>Current Par</u>	<u>Market Value</u>	<u>(Premium)/Discount</u>	<u>Accrued Interest</u>	<u>Original Cost</u>	<u>Days To Maturity</u>	<u>Duration</u>	<u>Convexity</u>
St Lucie General Reserve														
00850USM7	125083	CP: AGRI BK CHINA NY	05/29/2020	05/21/2021	0.000	0.756	2,000,000.00	1,998,234.06	14,676.67	0.00	0.9927	140	0.38	0.0034
041042VC3	124990	ARKANSAS ST	03/30/2020	06/15/2022	3.250	2.080	200,000.00	203,936.89	(5,022.00)	288.89	1.0251	530	1.43	0.0286
06406FAC7	122918	CORP: Bank of NY	12/21/2018	05/04/2026	2.800	3.670	2,000,000.00	2,263,241.09	111,512.24	8,866.67	0.9442	1,949	5.00	0.2846
12509RTU5	125119	CP: CDP Financial	07/08/2020	06/28/2021	0.000	0.251	1,000,000.00	998,807.78	2,465.28	0.00	0.9975	178	0.49	0.0048
3130AF5B9	125240	FHLB	10/14/2020	10/12/2021	3.000	0.125	4,000,000.00	4,135,033.33	(114,240.00)	26,333.33	1.0286	284	0.77	0.0104
3132X0L33	124992	FAMCA	03/30/2020	02/21/2023	2.770	0.783	500,000.00	534,306.39	(28,350.00)	5,001.39	1.0567	781	2.07	0.0564
3133EHVV1	122914	Wells Fargo	12/20/2018	09/01/2026	2.400	2.991	2,000,000.00	2,203,300.00	80,720.00	16,000.00	0.9596	2,069	5.31	0.3187
3133EJ5P0	123117	FFCB	01/24/2019	01/18/2022	2.600	2.662	2,500,000.00	2,601,930.56	4,400.00	29,430.56	0.9982	382	1.03	0.0169
3133EKFP6	125123	FFCB	07/08/2020	04/05/2021	2.230	0.157	1,000,000.00	1,015,727.22	(15,356.00)	5,327.22	1.0154	94	0.26	0.0020
3134GV5E4	125122	FHLMC	07/08/2020	07/08/2022	0.270	0.270	2,000,000.00	2,002,465.00	0.00	2,595.00	1.0000	553	1.51	0.0310
3134GXBC7	125288	FHLMC	11/18/2020	11/18/2022	0.180	0.180	1,500,000.00	1,500,272.96	0.00	322.50	1.0000	686	1.88	0.0451
3135G05R0	125169	FNMA	08/11/2020	08/10/2023	0.300	0.338	1,000,000.00	1,000,540.00	1,142.00	1,175.00	0.9989	951	2.59	0.0815
387883YY1	125021	MUNI Grant Cnty Util	04/20/2020	01/01/2023	1.544	1.001	1,050,000.00	1,074,123.75	(15,151.50)	8,106.00	1.0144	730	1.97	0.0508
404280BA6	124986	CORP: HSBC	03/11/2020	05/25/2023	3.600	1.650	1,000,000.00	1,085,821.86	(60,620.00)	3,600.00	1.0606	874	2.31	0.0683
46625HJC5	124977	CORP: JP MORGAN	02/18/2020	08/15/2021	4.350	1.681	1,000,000.00	1,042,808.08	(39,160.00)	16,433.33	1.0392	226	0.61	0.0076
492674PNO	124980	Muni: Kettering, OH	03/10/2020	12/01/2023	2.000	0.859	280,000.00	293,754.07	(11,691.56)	466.67	1.0418	1,064	2.84	0.0983
606822AU8	124983	CORP: Mitsubishi UFG	03/10/2020	03/02/2025	3.777	1.625	1,000,000.00	1,156,873.95	(102,520.00)	12,485.08	1.1025	1,521	3.87	0.1781
61334ECZ97	125274	MUNI: Montgomery	10/29/2020	04/01/2022	4.000	0.201	1,000,000.00	1,057,975.74	(53,930.00)	10,000.00	1.0539	455	1.22	0.0224
613741KM8	125018	MUNI: Montgomery	04/20/2020	06/01/2022	1.941	1.061	1,000,000.00	1,026,697.50	(18,350.00)	1,617.50	1.0184	516	1.40	0.0276
64972CZ63	124988	NYC HSG DEV CORP	03/25/2020	05/01/2023	3.121	2.500	500,000.00	529,058.33	(9,195.00)	2,600.83	1.0184	850	2.25	0.0651
74368CAK0	124981	CORP: PROTECTIVELIFE	03/10/2020	06/28/2021	3.397	1.000	1,000,000.00	1,016,471.08	(30,866.00)	283.08	1.0309	178	0.49	0.0048
92818NGL6	124604	MUNI: VA STATE	11/20/2019	11/01/2024	2.200	2.101	2,000,000.00	2,123,275.56	(9,260.00)	7,455.56	1.0046	1,400	3.69	0.1598
VP4560000	124588	Wells Fargo	11/04/2019	01/04/2021	0.010	0.010	2,860,497.65	2,860,497.65	0.00	12.74	1.0000	3	0.00	0.0000
					1.961	1.184	32,390,497.65	33,725,152.85	(298,795.87)	158,401.35	1.0092	689	1.82	0.0707
ST LUCIE NUCLEAR FUEL STABILIZATION														
0347M2N51	125236	CP: Anglesea Funding	10/14/2020	01/05/2021	0.000	0.190	2,000,000.00	1,999,980.67	876.11	0.00	0.9996	4	0.01	0.0001
46221LPJ2	125315	CP: IONIC CAPL	12/16/2020	02/18/2021	0.000	0.235	2,000,000.00	1,999,577.35	817.78	0.00	0.9996	48	0.13	0.0008
VP4560000	124589	Wells Fargo	11/04/2019	01/04/2021	0.010	0.010	1,016,050.62	1,016,050.62	0.00	19.49	1.0000	3	0.00	0.0000
					0.002	0.172	5,016,050.62	5,015,608.64	1,693.89	19.49	0.9997	21	0.06	0.0004
St Lucie O&M														
16536HNL1	125263	CP: CHESHAM FINANCE	10/28/2020	01/20/2021	0.000	0.140	1,500,000.00	1,499,903.41	490.00	0.00	0.9997	19	0.05	0.0003
3130AFB63	122670	FHLB	10/22/2018	01/22/2021	2.950	2.998	1,000,000.00	1,019,474.17	1,060.00	13,029.17	0.9989	21	0.06	0.0003
3133ELT53	125160	FFCB	07/30/2020	04/13/2023	0.370	0.370	1,000,000.00	998,711.67	0.00	801.67	1.0000	832	2.27	0.0638
32110YQQ1	125211	CD: First Natl Bk Am	09/17/2020	09/17/2021	0.100	0.100	250,000.00	249,933.28	0.00	10.27	1.0000	259	0.71	0.0087
437076AW2	122671	FTN	10/23/2018	04/01/2021	4.400	3.225	1,000,000.00	1,021,772.71	(27,320.00)	11,000.00	1.0273	90	0.25	0.0019
59740JZK8	125214	CD: MIDFIRST BANK	09/23/2020	09/23/2021	0.100	0.100	250,000.00	249,990.62	0.00	68.49	1.0000	265	0.73	0.0089
N/A	125280	ST LUCIE SBA	11/05/2020	01/04/2021	0.180	0.180	1,320,709.11	1,320,709.11	0.00	65.21	1.0000	3	0.00	0.0000
VP4560000	124612	Wells Fargo	11/21/2019	01/04/2021	0.010	0.010	3,560,564.18	3,560,564.18	0.00	24.50	1.0000	3	0.00	0.0000
					0.814	0.721	9,881,273.29	9,921,059.15	(25,770.00)	24,999.31	1.0026	113	0.30	0.0072

Investment Report

January 1, 2021

CUSIP	ContNo	Issuer	Purchase Date	Maturity Date	Coupon	Yield to Maturity	Current Par	Market Value	(Premium)/Discount	Accrued Interest	Original Cost	Days To Maturity	Duration	Convexity
St Lucie R&R														
00850USM7	125084	CP: AGRI BK CHINA NY	05/29/2020	05/21/2021	0.000	0.756	1,000,000.00	999,117.03	7,338.33	0.00	0.9927	140	0.38	0.0034
05571BZ89	125303	CP: BCPE	12/09/2020	12/08/2021	0.000	0.320	1,700,000.00	1,694,973.24	5,414.50	0.00	0.9968	341	0.93	0.0133
20775CMH4	121805	MUNI: CONN HFA	03/09/2018	05/15/2022	1.950	2.370	500,000.00	507,465.83	8,325.00	1,245.83	0.9834	499	1.35	0.0261
3130A3KM5	121508	FHLB	12/28/2017	12/09/2022	2.500	2.265	750,000.00	786,896.00	(8,190.00)	1,184.75	1.0109	707	1.90	0.0476
3133ELT53	125161	FFCB	07/30/2020	04/13/2023	0.370	0.370	750,000.00	749,033.75	0.00	601.25	1.0000	832	2.27	0.0638
3134GXJF2	125319	FHLMC	12/30/2020	12/30/2022	0.200	0.200	1,000,000.00	1,000,278.52	0.00	5.56	1.0000	728	1.99	0.0501
52952LN65	125241	CP: Lexington Parker	10/14/2020	01/06/2021	0.000	0.190	500,000.00	499,993.57	221.67	0.00	0.9996	5	0.01	0.0001
VP4560000	124590	Wells Fargo	11/04/2019	01/04/2021	0.010	0.010	902,403.15	902,403.15	0.00	14.82	1.0000	3	0.00	0.0000
					0.470	0.671	7,102,403.15	7,140,161.09	13,109.50	3,052.21	0.9982	402	1.09	0.0243
STL Pool Summary					0.618	0.492	164,989,829.48	166,696,874.59	63,422.81	246,028.87	0.9996	217	0.57	0.0191
Stanton Contingency														
61334ECZ97	125273	MUNI: Montgomery	10/29/2020	04/01/2022	4.000	0.201	1,000,000.00	1,057,975.74	(53,930.00)	10,000.00	1.0539	455	1.22	0.0224
VP4560000	124591	Wells Fargo	11/04/2019	01/04/2021	0.010	0.010	30,294.21	30,294.21	0.00	0.27	1.0000	3	0.00	0.0000
					3.883	0.195	1,030,294.21	1,088,269.95	(53,930.00)	10,000.27	1.0523	442	1.18	0.0217
Stanton General Reserve														
06406HBY4	124445	CORP: Bank of NY	10/16/2019	09/23/2021	3.550	2.014	990,000.00	1,024,321.11	(28,731.71)	9,567.25	1.0290	265	0.72	0.0094
3130AKCB0	125234	FHLB	10/13/2020	10/13/2021	0.125	0.125	500,000.00	500,062.10	0.00	135.42	1.0000	285	0.78	0.0101
313378JP7	124281	FHLB	09/20/2019	09/10/2021	2.375	1.767	1,000,000.00	1,026,342.92	(11,730.00)	7,322.92	1.0117	252	0.68	0.0087
3134G9AD9	124454	FHLMC	10/15/2019	04/28/2021	1.500	1.718	1,000,000.00	1,009,665.00	3,290.00	2,625.00	0.9967	117	0.32	0.0026
3134GXBC7	125289	FHLMC	11/18/2020	11/18/2022	0.180	0.180	3,000,000.00	3,000,545.93	0.00	645.00	1.0000	686	1.88	0.0451
61334ECZ97	125272	MUNI: Montgomery	10/29/2020	04/01/2022	4.000	0.201	1,700,000.00	1,798,558.77	(91,681.00)	17,000.00	1.0539	455	1.22	0.0224
8827237K9	124455	MUNI: TEXAS ST	10/16/2019	10/01/2021	2.315	1.610	2,000,000.00	2,052,722.22	(27,060.00)	11,832.22	1.0135	273	0.74	0.0098
VP4560000	124592	Wells Fargo	11/04/2019	01/04/2021	0.010	0.010	801,135.82	801,135.82	0.00	4.06	1.0000	3	0.00	0.0000
					1.768	0.878	10,991,135.82	11,213,353.87	(155,912.71)	49,131.87	1.0142	378	1.03	0.0199
Stanton O&M														
27873JWL5	125304	CP: EBURY FIN	12/08/2020	09/20/2021	0.000	0.254	1,000,000.00	997,991.80	1,986.11	0.00	0.9980	262	0.72	0.0087
3135G05R0	125171	FNMA	08/11/2020	08/10/2023	0.300	0.338	1,000,000.00	1,000,540.00	1,142.00	1,175.00	0.9989	951	2.59	0.0815
83369BT48	125090	CP: Societe Generale	06/08/2020	06/04/2021	0.000	0.523	300,000.00	299,699.41	1,564.33	0.00	0.9948	154	0.42	0.0039
912828YC8	124618	US Treasury	11/21/2019	08/31/2021	1.500	1.598	1,500,000.00	1,524,808.25	2,693.04	7,812.50	0.9982	242	0.66	0.0081
N/A	125281	STANTON SBA	11/05/2020	01/04/2021	0.180	0.180	2,872,460.57	2,872,460.57	0.00	519.93	1.0000	3	0.00	0.0000
VP4560000	124615	Wells Fargo	11/21/2019	01/04/2021	0.010	0.010	1,215,651.33	1,215,651.33	0.00	6.66	1.0000	3	0.00	0.0000
					0.390	0.466	7,888,111.90	7,911,151.36	7,385.48	9,514.09	0.9991	207	0.56	0.0131
Stanton R&R														
05567LT31	125267	CORP: BNP PARIBAS	10/29/2020	01/15/2021	5.000	0.132	1,500,000.00	1,537,446.80	(15,405.00)	34,583.33	1.0103	14	0.04	0.0002
05571BZ89	125302	CP: BCPE	12/09/2020	12/08/2021	0.000	0.320	500,000.00	498,521.54	1,592.50	0.00	0.9968	341	0.93	0.0133
534239EC8	124335	LINCOLN NE MUNI	09/30/2019	08/15/2022	3.000	1.696	1,000,000.00	1,059,516.67	(36,420.00)	11,166.67	1.0364	591	1.58	0.0349
92818NGL6	124605	MUNI: VA STATE	11/20/2019	11/01/2024	2.200	2.101	115,000.00	122,081.32	(532.45)	421.67	1.0046	1,400	3.69	0.1598
VP4560000	124596	Wells Fargo	11/04/2019	01/04/2021	0.010	0.010	859,437.95	859,437.95	0.00	8.62	1.0000	3	0.00	0.0000
					2.708	0.580	3,974,437.95	4,077,004.28	(50,764.95)	46,180.29	1.0128	238	0.64	0.0152

Investment Report

January 1, 2021

<u>CUSIP</u>	<u>ContNo</u>	<u>Issuer</u>	<u>Purchase Date</u>	<u>Maturity Date</u>	<u>Coupon</u>	<u>Yield to Maturity</u>	<u>Current Par</u>	<u>Market Value</u>	<u>(Premium)/Discount</u>	<u>Accrued Interest</u>	<u>Original Cost</u>	<u>Days To Maturity</u>	<u>Duration</u>	<u>Convexity</u>
STN Pool Summary					1.561	0.663	23,883,979.88	24,289,779.46	(253,222.18)	114,826.52	1.0106	301	0.81	0.0169
Stanton II Contingency														
3132X02W0	122213	FAMCA	06/29/2018	06/29/2021	2.750	2.750	200,000.00	203,437.56	0.00	30.56	1.0000	179	0.49	0.0049
VP4560000	124593	Wells Fargo	11/04/2019	01/04/2021	0.010	0.010	923,610.26	923,610.26	0.00	8.19	1.0000	3	0.00	0.0000
					0.498	0.498	1,123,610.26	1,127,047.82	0.00	38.75	1.0000	34	0.09	0.0009
Stanton II Debt Service 2012														
16537LQW4	125309	CP: CHESHAM FINANCE	12/09/2020	03/30/2021	0.000	0.292	1,000,000.00	999,481.87	894.17	0.00	0.9991	88	0.24	0.0018
X9X9USDADM1	123459	MORGAN STANLEY LIQ	03/12/2019	01/04/2021	0.030	0.030	898,264.18	898,264.18	0.00	15.29	1.0000	3	0.00	0.0000
					0.014	0.168	1,898,264.18	1,897,746.05	894.17	15.29	0.9995	48	0.13	0.0009
STANTON II DEBT SERVICE 2017A														
X9X9USDADM1	123460	MORGAN STANLEY LIQ	03/12/2019	01/04/2021	0.030	0.030	227,896.46	227,896.46	0.00	4.14	1.0000	3	0.00	0.0000
					0.030	0.030	227,896.46	227,896.46	0.00	4.14	1.0000	3	0.00	0.0000
STANTON II DEBT SERVICE 2017B														
16537LQW4	125310	CP: CHESHAM FINANCE	12/09/2020	03/30/2021	0.000	0.292	800,000.00	799,585.50	715.33	0.00	0.9991	88	0.24	0.0018
X9X9USDADM1	123461	MORGAN STANLEY LIQ	03/12/2019	01/04/2021	0.030	0.030	639,190.69	639,190.69	0.00	10.80	1.0000	3	0.00	0.0000
					0.013	0.176	1,439,190.69	1,438,776.19	715.33	10.80	0.9995	50	0.13	0.0010
STANTON II DEBT SERVICE POOLED LOAN 2020-1														
N/A	125215	Goldman Sachs M-Mkt	09/28/2020	01/04/2021	0.010	0.010	0.09	0.09	0.00	0.00	1.0000	3	0.00	0.0000
					0.010	0.010	0.09	0.09	0.00	0.00	1.0000	3	0.00	0.0000
Stanton II Debt Service Reserve 2012														
31315PZS1	121338	FAMCA	11/15/2017	01/24/2023	2.130	2.140	300,000.00	315,343.25	153.00	2,786.75	0.9995	753	2.01	0.0532
85324TV29	125245	CP: STANDARD CHART	10/14/2020	08/02/2021	0.000	0.251	4,000,000.00	3,993,919.53	8,111.11	0.00	0.9980	213	0.58	0.0063
X9X9USDADM1	123458	MORGAN STANLEY LIQ	03/12/2019	01/04/2021	0.030	0.030	258,654.65	258,654.65	0.00	6.62	1.0000	3	0.00	0.0000
					0.142	0.362	4,558,654.65	4,567,917.43	8,264.11	2,793.37	0.9982	237	0.64	0.0090

Investment Report

January 1, 2021

<u>CUSIP</u>	<u>ContNo</u>	<u>Issuer</u>	<u>Purchase Date</u>	<u>Maturity Date</u>	<u>Coupon</u>	<u>Yield to Maturity</u>	<u>Current Par</u>	<u>Market Value</u>	<u>(Premium)/Discount</u>	<u>Accrued Interest</u>	<u>Original Cost</u>	<u>Days To Maturity</u>	<u>Duration</u>	<u>Convexity</u>
Stanton II General Reserve														
00850USM7	125085	CP: AGRI BK CHINA NY	05/29/2020	05/21/2021	0.000	0.756	1,000,000.00	999,117.03	7,338.33	0.00	0.9927	140	0.38	0.0034
02007GKL6	123888	CD: ALLY BK	06/27/2019	06/27/2022	2.250	2.250	249,000.00	256,776.04	0.00	76.75	1.0000	542	1.47	0.0300
02587DS66	124131	CD: American Express	08/28/2019	05/24/2022	2.400	1.949	245,000.00	253,252.67	(2,920.40)	612.16	1.0119	508	1.37	0.0269
035771W67	123871	MUNI: CITY ANNAPOLIS	06/25/2019	08/01/2026	2.901	2.482	360,000.00	401,800.50	(9,756.00)	4,351.50	1.0271	2,038	5.17	0.3036
05567LT31	123967	CORP: BNP PARIBAS	07/15/2019	01/15/2021	5.000	2.314	2,000,000.00	2,049,929.07	(78,760.00)	46,111.11	1.0394	14	0.04	0.0002
05571BV34	125174	CP: BCPE	08/18/2020	08/03/2021	0.000	0.281	1,500,000.00	1,497,704.96	4,083.34	0.00	0.9973	214	0.59	0.0063
14042RMC2	123874	CD: CAPITAL 1 NA	06/26/2019	06/26/2023	2.250	2.250	249,000.00	261,632.87	0.00	92.10	1.0000	906	2.43	0.0737
14042TAX5	123873	CD: CAPITAL 1 NA	06/26/2019	06/26/2023	2.250	2.250	249,000.00	261,632.87	0.00	92.10	1.0000	906	2.43	0.0737
15118RRP4	124230	CD: CELTIC BANK	08/30/2019	08/30/2027	2.000	2.000	250,000.00	275,080.74	0.00	27.40	1.0000	2,432	6.26	0.4358
17312QM97	124132	CD: Citibank	08/28/2019	06/15/2022	3.100	1.949	245,000.00	255,788.51	(7,634.20)	353.74	1.0312	530	1.43	0.0289
23223PFG7	125294	MUNI: Cuyahoga Cnty	12/04/2020	12/01/2023	1.828	0.300	1,000,000.00	1,048,881.05	(45,470.00)	1,523.33	1.0455	1,064	2.85	0.0986
254673ZL3	124129	CD: Discover Bank	08/28/2019	06/26/2026	2.650	2.200	250,000.00	279,549.76	(7,092.50)	108.90	1.0284	2,002	5.16	0.3013
3130AABG2	120330	FHLB	04/27/2017	11/29/2021	1.875	1.867	500,000.00	510,153.33	(178.00)	833.33	1.0004	332	0.90	0.0132
3130AKCB0	125233	FHLB	10/13/2020	10/13/2021	0.125	0.125	1,000,000.00	1,000,124.20	0.00	270.83	1.0000	285	0.78	0.0101
3133EJCE7	121937	FFCB	04/19/2018	02/12/2021	2.350	2.610	250,000.00	254,160.90	1,757.50	2,268.40	0.9930	42	0.11	0.0007
3134GWQC3	125198	FHLMC	08/31/2020	11/18/2022	0.250	0.245	1,250,000.00	1,251,973.88	(125.00)	373.26	1.0001	686	1.87	0.0451
3134GXJF2	125320	FHLMC	12/30/2020	12/30/2022	0.200	0.200	1,000,000.00	1,000,278.52	0.00	5.56	1.0000	728	1.99	0.0501
3137EAEC9	120336	FHLMC	04/27/2017	08/12/2021	1.125	1.845	500,000.00	506,051.88	14,800.00	2,171.88	0.9704	223	0.61	0.0071
3137EAEL9	122322	FHLMC	07/30/2018	02/16/2021	2.375	2.815	750,000.00	761,662.71	8,062.50	6,630.21	0.9893	46	0.13	0.0008
38149MBW2	123875	CD: GOLDMAN SACHS	06/26/2019	06/26/2023	2.350	2.350	249,000.00	262,253.39	0.00	96.19	1.0000	906	2.43	0.0737
404280BA6	124985	CORP: HSBC	03/11/2020	05/25/2023	3.600	1.650	1,000,000.00	1,085,821.86	(60,620.00)	3,600.00	1.0606	874	2.31	0.0683
438670Q79	124456	MUNI: CTY HONOLULU	10/16/2019	11/01/2022	2.512	1.721	750,000.00	780,987.33	(17,325.00)	3,192.33	1.0231	669	1.80	0.0431
4423315T7	124242	MUNI: HOUSTON	09/10/2019	03/01/2024	1.950	1.845	500,000.00	524,535.91	(2,255.00)	3,285.91	1.0045	1,155	3.07	0.1135
45506DWT8	123872	MUNI: INDIANA STATE	06/25/2019	07/01/2027	2.816	2.532	950,000.00	1,029,391.50	(19,475.00)	13,376.00	1.0205	2,372	5.95	0.3952
459200HP9	123963	CORP: IBM	07/15/2019	08/01/2023	3.375	2.423	500,000.00	548,273.44	(18,235.00)	7,031.25	1.0365	942	2.46	0.0776
61760AV55	124127	CD: MORGAN	08/28/2019	08/22/2024	2.000	2.000	250,000.00	266,997.63	0.00	1,808.22	1.0000	1,329	3.51	0.1459
64966MEB1	124124	MUNI: NYC	08/28/2019	08/01/2027	2.520	2.128	300,000.00	316,629.00	(8,526.00)	3,150.00	1.0284	2,403	6.08	0.4108
64966MGL7	123854	MUNI: NYC Trans Fin	06/21/2019	12/01/2024	2.900	2.355	2,875,000.00	3,099,069.51	(79,522.50)	7,179.51	1.0277	1,430	3.73	0.1637
64990AKS3	124122	MUNI: NYSHGR	08/28/2019	03/15/2022	2.950	1.872	160,000.00	166,200.18	(4,227.20)	1,408.18	1.0264	438	1.18	0.0210
67869TAD7	123970	MUNI: OKL CNTY SD	07/15/2019	06/01/2024	2.650	2.260	1,000,000.00	1,048,251.94	(17,870.00)	2,281.94	1.0179	1,247	3.29	0.1290
68607VT54	123966	MUNI: OREGON LOTTERY	07/15/2019	04/01/2025	2.946	2.270	1,000,000.00	1,096,413.67	(35,860.00)	7,528.67	1.0359	1,551	4.01	0.1877
69371RP427	125208	CORP: Paccar Fin'l	09/11/2020	08/09/2021	3.150	0.160	1,000,000.00	1,030,838.33	(27,210.00)	12,425.00	1.0272	220	0.59	0.0072
73474TAR1	123965	MUNI: PORT OF MORROW	07/15/2019	09/01/2025	2.302	2.423	500,000.00	535,400.61	3,435.00	3,900.61	0.9931	1,704	4.43	0.2257
73723RH6	124121	MUNI: CITY OF PORTS	08/28/2019	02/01/2027	2.000	1.967	500,000.00	532,002.61	(1,140.00)	4,157.61	1.0023	2,222	5.73	0.3667
7954503Q6	123877	CD: SALLIE MAE	06/26/2019	06/27/2022	2.250	2.248	249,000.00	256,550.49	0.00	76.75	1.0000	542	1.47	0.0300
864784GR8	125296	MUNI: SUFFOLKVA	12/04/2020	06/01/2024	0.750	0.391	1,000,000.00	1,018,402.60	(12,440.00)	625.00	1.0124	1,247	3.38	0.1339
88213AGC3	124126	MUNI: TEXAS A&M UNIV	08/28/2019	05/15/2027	2.508	2.058	100,000.00	107,770.12	(3,175.00)	325.62	1.0318	2,325	5.94	0.3928

Investment Report

January 1, 2021

<u>CUSIP</u>	<u>ContNo</u>	<u>Issuer</u>	<u>Purchase Date</u>	<u>Maturity Date</u>	<u>Coupon</u>	<u>Yield to Maturity</u>	<u>Current Par</u>	<u>Market Value</u>	<u>(Premium)/Discount</u>	<u>Accrued Interest</u>	<u>Original Cost</u>	<u>Days To Maturity</u>	<u>Duration</u>	<u>Convexity</u>
Stanton II General Reserve (Continued)														
88213AHL2	123968	MUNI: TEXAS A&M UNIV	07/15/2019	05/15/2024	2.884	2.215	500,000.00	542,540.11	(15,195.00)	1,882.61	1.0304	1,230	3.23	0.1254
912828QN3	111818	US Treasury	05/20/2011	05/15/2021	3.125	3.208	500,000.00	510,095.16	3,515.60	2,028.66	0.9930	134	0.37	0.0033
912828W89	121938	US Treasury	04/19/2018	03/31/2022	1.875	2.624	1,050,000.00	1,080,775.49	29,326.17	5,057.84	0.9721	454	1.23	0.0223
949763RK4	124130	CD: WELLS FARGO	08/28/2019	06/14/2022	3.100	1.949	245,000.00	255,793.53	(7,663.60)	374.55	1.0313	529	1.42	0.0289
VP4560000	124594	Wells Fargo	11/04/2019	01/04/2021	0.010	0.010	51,847.32	51,847.32	0.00	10.90	1.0000	3	0.00	0.0000
					2.181	1.645	28,076,847.32	29,272,393.22	(410,356.96)	150,705.91	1.0146	871	2.29	0.0965
Stanton II O&M														
05990CW18	125217	CP: BCI MIAMI	09/30/2020	09/01/2021	0.000	0.458	2,000,000.00	1,996,345.30	8,400.00	0.00	0.9958	243	0.67	0.0077
27873JWL5	125305	CP: EBURY FIN	12/08/2020	09/20/2021	0.000	0.254	1,000,000.00	997,991.80	1,986.11	0.00	0.9980	262	0.72	0.0087
3132X02W0	122214	Great Pacific	06/29/2018	06/29/2021	2.750	2.750	2,500,000.00	2,542,969.44	0.00	381.94	1.0000	179	0.49	0.0049
32110YQQ1	125210	CD: First Natl Bk Am	09/17/2020	09/17/2021	0.100	0.100	250,000.00	249,934.62	0.00	10.27	1.0000	259	0.71	0.0087
59740JZK8	125212	CD: MIDFIRST BANK	09/23/2020	09/23/2021	0.100	0.100	250,000.00	249,990.62	0.00	68.49	1.0000	265	0.73	0.0089
83369BT48	125091	CP: Societe Generale	06/08/2020	06/04/2021	0.000	0.523	1,500,000.00	1,498,497.05	7,821.66	0.00	0.9948	154	0.42	0.0039
9128282F6	124029	US Treasury	07/25/2019	08/31/2021	1.125	1.314	1,500,000.00	1,518,128.63	5,859.37	5,733.77	0.9961	242	0.66	0.0080
N/A	125282	STANTON II SBA	11/05/2020	01/04/2021	0.180	0.180	3,491,337.13	3,491,337.13	0.00	405.24	1.0000	3	0.00	0.0000
VP4560000	124613	Wells Fargo	11/21/2019	01/04/2021	0.010	0.010	822,072.60	822,072.60	0.00	12.86	1.0000	3	0.00	0.0000
					0.695	0.863	13,313,409.73	13,367,267.19	24,067.14	6,612.57	0.9982	145	0.39	0.0044
STANTON II PROJECT FUND 2020 POOLED LOAN														
N/A	125118	Goldman Sachs M-Mkt	06/25/2020	01/04/2021	0.010	0.010	0.05	0.05	0.00	0.00	1.0000	3	0.00	0.0000
					0.010	0.010	0.05	0.05	0.00	0.00	1.0000	3	0.00	0.0000
Stanton II R&R														
05567LT31	125268	CORP: BNP PARIBAS	10/29/2020	01/15/2021	5.000	0.132	500,000.00	512,482.27	(5,135.00)	11,527.78	1.0103	14	0.04	0.0002
05571BZ89	125301	CP: BCPE	12/09/2020	12/08/2021	0.000	0.320	500,000.00	498,521.54	1,592.50	0.00	0.9968	341	0.93	0.0133
3130AF5B9	124461	Wells Fargo	10/15/2019	10/12/2021	3.000	1.589	550,000.00	568,521.25	(15,154.60)	3,575.00	1.0276	284	0.77	0.0104
VP4560000	124595	Wells Fargo	11/04/2019	01/04/2021	0.010	0.010	1,048,425.10	1,048,425.10	0.00	8.97	1.0000	3	0.00	0.0000
					1.601	0.427	2,598,425.10	2,627,950.16	(18,697.10)	15,111.75	1.0072	130	0.35	0.0048
STANTON II SUBORDINATED DEBT FUND 2020														
X9X9USDADM1	125145	MORGAN STANLEY LIQ	07/27/2020	01/04/2021	0.030	0.030	143,043.61	143,043.61	0.00	2.61	1.0000	3	0.00	0.0000
					0.030	0.030	143,043.61	143,043.61	0.00	2.61	1.0000	3	0.00	0.0000
STN2 Pool Summary					1.422	1.154	53,379,342.14	54,670,038.27	(395,113.31)	175,295.19	1.0074	525	1.38	0.0530
Tri City Contingency														
05567LT31	125266	CORP: BNP PARIBAS	10/29/2020	01/15/2021	5.000	0.132	100,000.00	102,496.45	(1,027.00)	2,305.56	1.0103	14	0.04	0.0002
05571BZ89	125300	CP: BCPE	12/09/2020	12/08/2021	0.000	0.320	250,000.00	249,260.77	796.25	0.00	0.9968	341	0.93	0.0133
419792KE5	124474	MUNI: HAWAII ST GO	10/28/2019	10/01/2021	1.934	1.673	500,000.00	510,063.72	(2,445.00)	2,471.22	1.0049	273	0.74	0.0097
914745FV1	124577	Muni Univ of Alabama	11/06/2019	10/01/2021	4.000	1.711	205,000.00	214,111.69	(8,747.35)	2,095.56	1.0427	273	0.74	0.0099
VP4560000	124597	Wells Fargo	11/04/2019	01/04/2021	0.010	0.010	60,608.40	60,608.40	0.00	1.17	1.0000	3	0.00	0.0000
					2.051	1.149	1,115,608.40	1,136,541.03	(11,423.10)	6,873.51	1.0102	250	0.68	0.0092

Investment Report

January 1, 2021

<u>CUSIP</u>	<u>ContNo</u>	<u>Issuer</u>	<u>Purchase Date</u>	<u>Maturity Date</u>	<u>Coupon</u>	<u>Yield to Maturity</u>	<u>Current Par</u>	<u>Market Value</u>	<u>(Premium)/Discount</u>	<u>Accrued Interest</u>	<u>Original Cost</u>	<u>Days To Maturity</u>	<u>Duration</u>	<u>Convexity</u>
Tri City General Reserve														
05567LT31	125265	CORP: BNP PARIBAS	10/29/2020	01/15/2021	5.000	0.132	100,000.00	102,496.45	(1,027.00)	2,305.56	1.0103	14	0.04	0.0002
12509RTU5	125120	CP: CDP Financial	07/08/2020	06/28/2021	0.000	0.251	250,000.00	249,701.94	616.32	0.00	0.9975	178	0.49	0.0048
3133ELT53	125162	FFCB	07/30/2020	04/13/2023	0.370	0.370	200,000.00	199,742.33	0.00	160.33	1.0000	832	2.27	0.0638
VP4560000	124598	Wells Fargo	11/04/2019	01/04/2021	0.010	0.010	117,601.86	117,601.86	0.00	1.04	1.0000	3	0.00	0.0000
					0.862	0.226	667,601.86	669,542.58	(410.68)	2,466.93	1.0006	319	0.87	0.0210
Tri City O&M														
912796UC1	125156	US Treasury	07/30/2020	01/28/2021	0.000	0.102	200,000.00	199,986.94	101.11	0.00	0.9995	27	0.07	0.0004
N/A	125283	TRI CITY SBA	11/05/2020	01/04/2021	0.180	0.180	1,047,402.29	1,047,402.29	0.00	146.18	1.0000	3	0.00	0.0000
VP4560000	124614	Wells Fargo	11/21/2019	01/04/2021	0.010	0.010	55,686.43	55,686.43	0.00	1.45	1.0000	3	0.00	0.0000
					0.145	0.161	1,303,088.72	1,303,075.66	101.11	147.63	0.9999	7	0.01	0.0001
Tri City R&R														
12509RTU5	125121	Great Pacific	07/08/2020	06/28/2021	0.000	0.251	150,000.00	149,821.17	369.79	0.00	0.9975	178	0.49	0.0048
196707B85	124471	MUNI COLORADO ST BRD	10/25/2019	03/01/2021	3.172	1.770	215,000.00	219,213.90	(3,994.70)	2,311.15	1.0186	59	0.16	0.0011
31422BNE6	124463	FAMCA	10/25/2019	10/21/2021	1.600	1.631	185,000.00	188,161.86	112.66	575.56	0.9994	293	0.80	0.0108
72345SKP5	125317	CD: PINNACLE BANK	12/18/2020	10/21/2021	1.150	0.151	245,000.00	247,063.01	(2,060.45)	84.91	1.0084	293	0.80	0.0108
9127964F3	125259	US Treasury	10/28/2020	03/04/2021	0.000	0.081	200,000.00	199,969.77	56.44	0.00	0.9997	62	0.17	0.0011
VP4560000	124578	Wells Fargo	11/04/2019	01/04/2021	0.010	0.010	397,662.10	397,662.10	0.00	3.44	1.0000	3	0.00	0.0000
					0.907	0.558	1,392,662.10	1,401,891.81	(5,516.26)	2,975.06	1.0040	129	0.35	0.0042
TRI Pool Summary					0.964	0.540	4,478,961.08	4,511,051.08	(17,248.93)	12,463.13	1.0039	152	0.41	0.0067
Open Investments					0.886	0.654	397,856,164.33	404,456,818.68	(1,611,829.58)	894,496.17	1.0041	359	0.91	0.0467