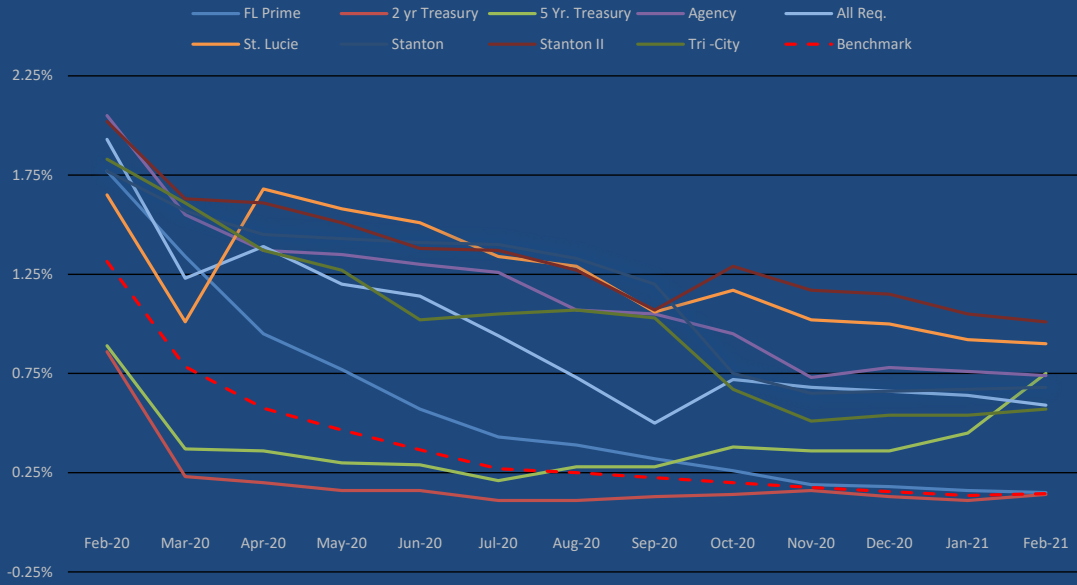
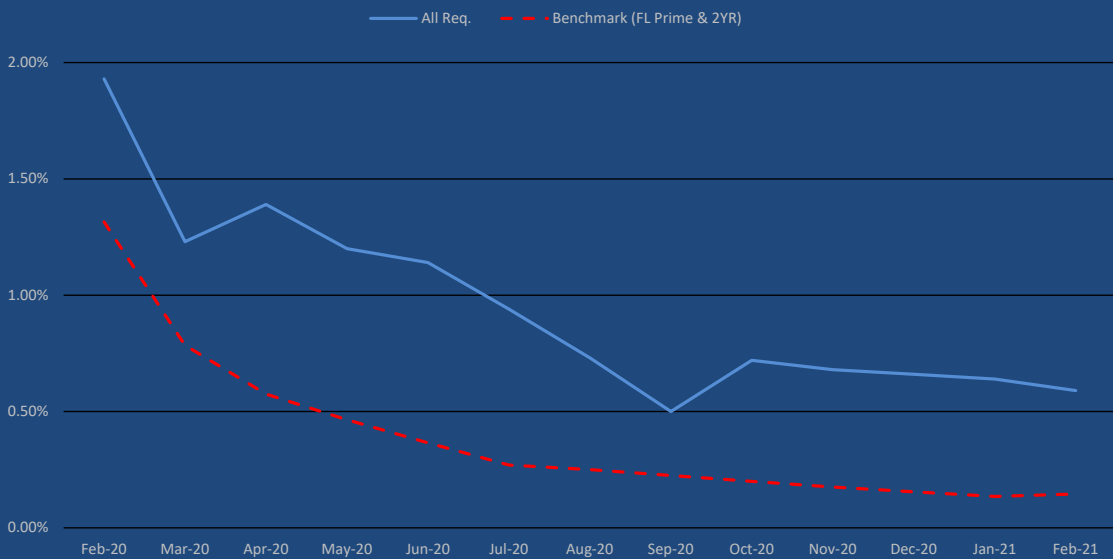


**FMPA BOD Projects Total Weighted Average Yield vs.
Florida Prime and 2 YR & 5YR Treasury
(Feb 2020 - Feb 2021)**



Month	FL Prime	2 yr Treasury	5 Yr. Treasury	Agency	All Req.	St. Lucie	Stanton	Stanton II	Tri -City
2/29/2020	1.77%	0.86%	0.89%	2.05%	1.93%	1.65%	1.77%	2.02%	1.83%
3/31/2020	1.34%	0.23%	0.37%	1.55%	1.23%	1.01%	1.57%	1.63%	1.61%
4/30/2020	0.95%	0.20%	0.36%	1.37%	1.39%	1.68%	1.45%	1.61%	1.37%
5/31/2020	0.77%	0.16%	0.30%	1.35%	1.20%	1.58%	1.43%	1.51%	1.27%
6/30/2020	0.57%	0.16%	0.29%	1.30%	1.14%	1.51%	1.41%	1.38%	1.02%
7/31/2020	0.43%	0.11%	0.21%	1.26%	0.94%	1.34%	1.40%	1.37%	1.05%
8/31/2020	0.39%	0.11%	0.28%	1.07%	0.73%	1.29%	1.33%	1.27%	1.07%
9/30/2020	0.32%	0.13%	0.28%	1.05%	0.50%	1.06%	1.20%	1.07%	1.03%
10/31/2020	0.26%	0.14%	0.38%	0.95%	0.72%	1.17%	0.75%	1.29%	0.67%
11/30/2020	0.19%	0.16%	0.36%	0.73%	0.68%	1.02%	0.65%	1.17%	0.51%
12/31/2020	0.18%	0.13%	0.36%	0.78%	0.66%	1.00%	0.66%	1.15%	0.54%
1/31/2021	0.16%	0.11%	0.45%	0.76%	0.64%	0.92%	0.67%	1.05%	0.54%
2/28/2021	0.15%	0.14%	0.75%	0.74%	0.59%	0.90%	0.68%	1.01%	0.57%

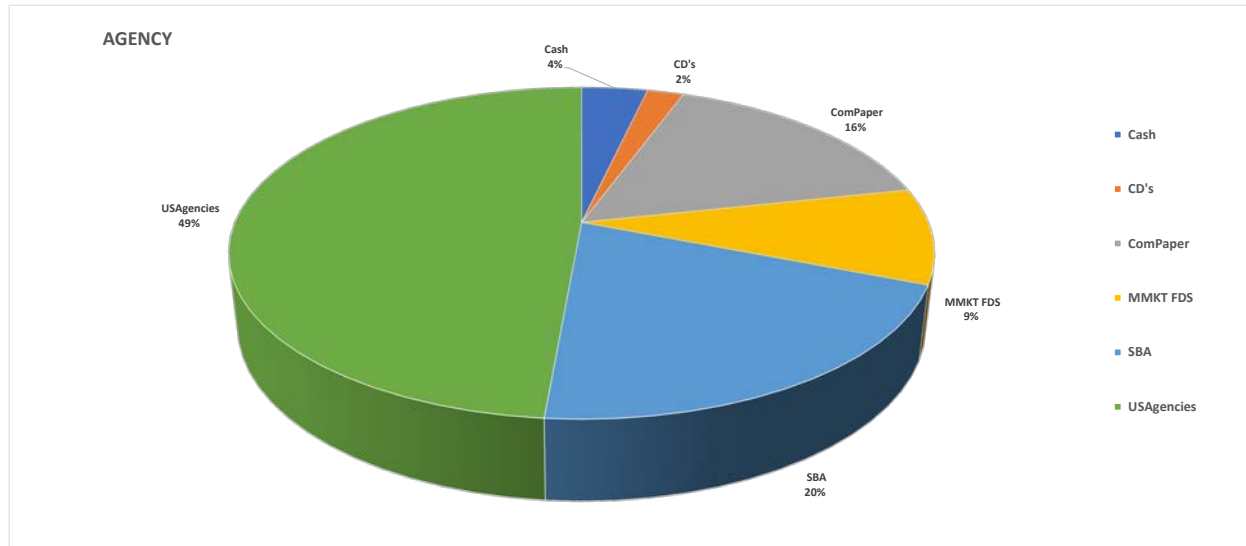
**FMPA All-Requirements Total Weighted Average Yield vs.
Florida Prime and 2 Year Treasury
(Feb 2020 - Feb 2021)**



FMPA_MonthlyDiversification

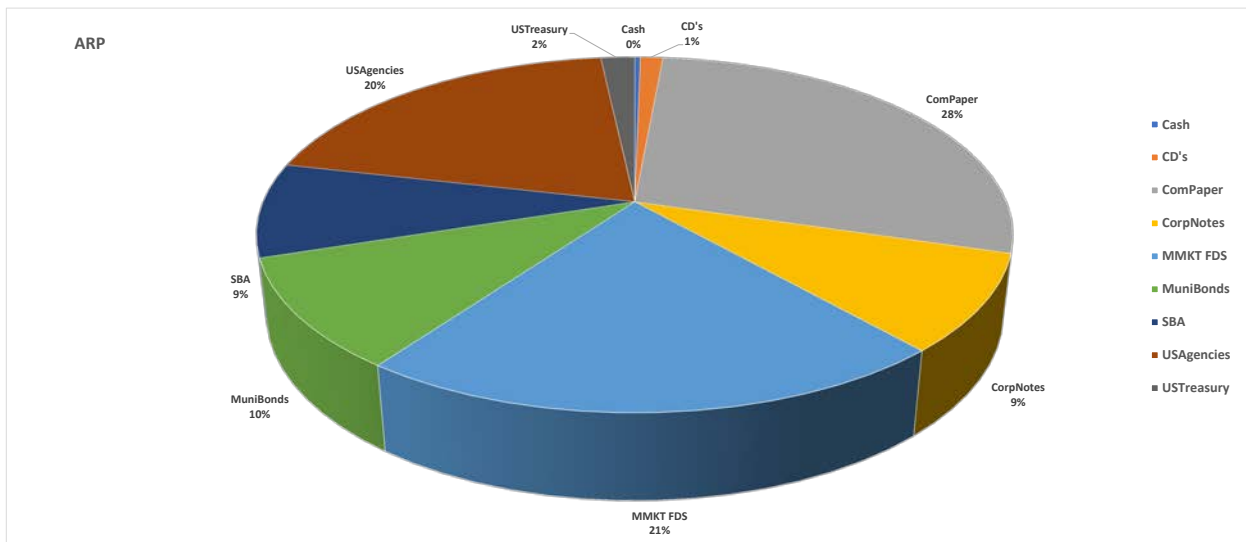
AGN

Sum of value	Column Labels							Grand Total
Row Labels	Cash	CD's	ComPaper	MMKT FDS	SBA	USAgencies		
AGN	\$ 449,087.96							\$ 449,087.96
AGN-O&M		\$ 248,194.64	\$ 1,997,914.19	\$ 1,159,521.38	\$ 2,547,138.56	\$ 6,052,903.40		\$ 12,005,672.17
Grand Total	\$ 449,087.96	\$ 248,194.64	\$ 1,997,914.19	\$ 1,159,521.38	\$ 2,547,138.56	\$ 6,052,903.40		\$ 12,454,760.13
% OF TOTAL	3.61%	1.99%	16.04%	9.31%	20.45%	48.60%		100.00%



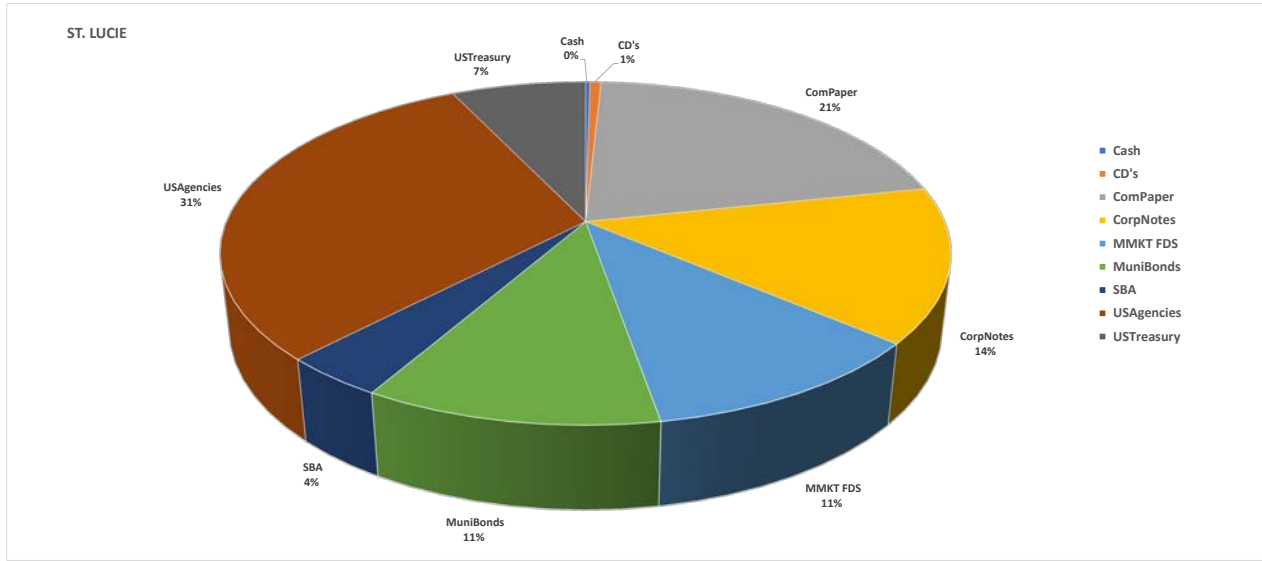
ARP

Sum of value	Column Labels										Grand Total
Row Labels	Cash	CD's	ComPaper	CorpNotes	MMKT FDS	MuniBonds	SBA	USAgencies	USTreasury		
ARP	450,000.00										450,000.00
ARP-GEN		512,861.59	2,997,151.10		1,734,063.41	793,721.32		1,499,894.17			7,537,691.59
ARP-O&M		1,294,867.67	3,498,190.22	5,624,727.25	20,467,385.89	3,647,313.81	13,465,851.20	22,785,733.94	1,605,000.85		72,389,070.83
ARP RPA			4,999,454.48		443,831.57						5,443,286.05
ARP-2019A			1,999,768.67		163,470.89						2,163,239.56
ARP-2019B			499,977.89		231,401.03						731,378.92
ARP-CON13A			999,914.08		1,702,346.45						2,702,260.53
ARP-DS15B			3,499,672.28		1,138,276.55						4,637,948.83
ARP-DS16A			18,998,335.87		5,163,474.86						24,161,810.73
ARP-DS17A			599,973.47		850,704.24						1,450,677.71
ARP-DS17B			2,699,773.20		727,736.98						3,427,510.18
ARP-DS18A			699,969.05		182,875.26						882,844.31
ARP-R&R			999,551.27	6,497,803.56	516,016.91	10,992,110.46		5,834,236.28	1,118,939.72		25,958,658.20
ARP-SOLAR			1,749,174.40	1,749,739.75	252,923.73						3,751,837.88
ARP-CONT					297,518.52	306,249.45		815,377.89			1,419,145.86
ARP-SUBDBT					2.51						2.51
Grand Total	450,000.00	1,807,729.26	44,240,905.98	13,872,270.56	33,872,028.80	15,739,395.04	13,465,851.20	30,935,242.28	2,723,940.57		157,107,363.69
% OF TOTAL	0.29%	1.15%	28.16%	8.83%	21.56%	10.02%	8.57%	19.69%	1.73%		100.00%



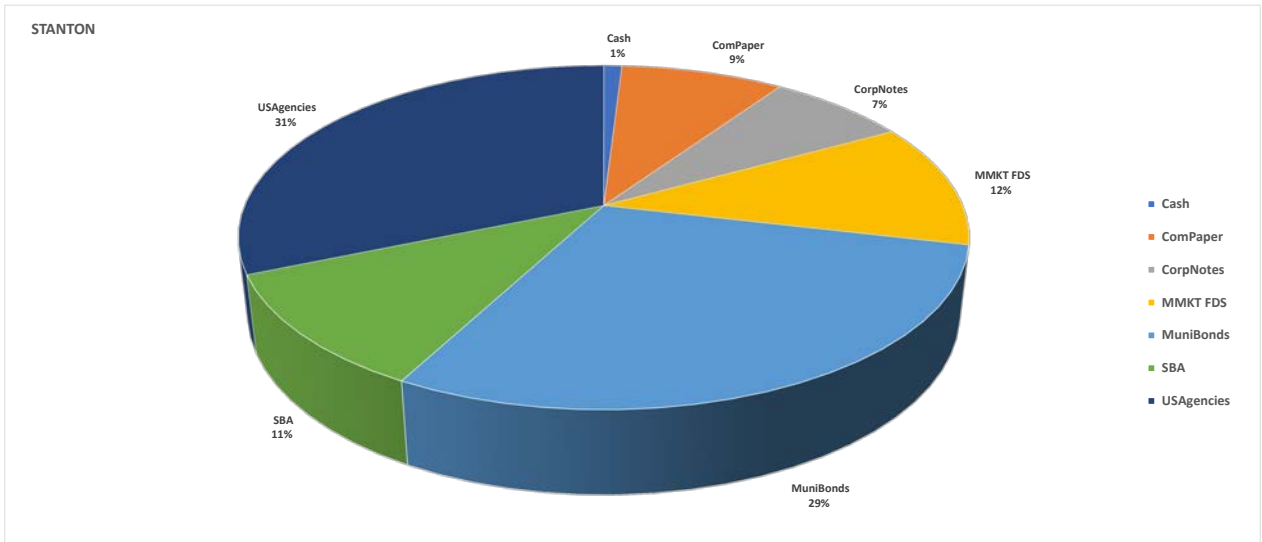
ST. LUCIE

Sum of value	Column Labels									
Row Labels	Cash	CD's	ComPaper	CorpNotes	MMKT FDS	MuniBonds	SBA	USAgencies	USTreasury	Grand Total
SL	\$ 200,000.00									\$ 200,000.00
STL-O&M		\$ 500,006.45		\$ 1,036,183.76	\$ 1,655,910.06		\$ 3,321,330.90	\$ 999,328.33	\$ 3,060,838.82	\$ 10,573,598.32
STL NFS			\$ 3,999,470.18		\$ 2,012,073.77					\$ 6,011,543.95
STL-12-DS			\$ 499,977.89		\$ 726,619.32					\$ 1,226,597.21
STL-12-DSR			\$ 3,399,912.81		\$ 58,965.11					\$ 3,458,877.92
STL-DECOM			\$ 3,991,109.15		\$ 304,931.48	\$ 1,048,834.77		\$ 604,518.89	\$ 2,531,427.26	\$ 8,480,821.55
STL-GEN			\$ 3,293,099.76	\$ 10,104,865.84	\$ 1,047,060.99	\$ 6,326,906.81		\$ 16,755,066.53		\$ 37,526,999.93
STL-R&R			\$ 2,695,752.89	\$ 518,091.88	\$ 914,708.44	\$ 509,090.83		\$ 2,540,132.76	\$ 499,923.38	\$ 7,677,700.18
STL-CONT				\$ 520,552.44	\$ 289,861.96	\$ 520,086.32		\$ 1,002,558.33		\$ 2,333,059.05
STL-DSR11				\$ 257,191.18	\$ 349,936.10	\$ 1,062,135.65		\$ 4,361,948.77		\$ 6,031,211.70
STL-DS10					\$ 933,114.89					\$ 933,114.89
STL-DS13A					\$ 644,238.62					\$ 644,238.62
STL-DS2011					\$ 493,843.76					\$ 493,843.76
Grand Total	\$ 200,000.00	\$ 500,006.45	\$ 17,879,322.68	\$ 12,436,885.10	\$ 9,431,264.50	\$ 9,467,054.38	\$ 3,321,330.90	\$ 26,263,553.61	\$ 6,092,189.46	\$ 85,591,607.08
% OF TOTAL	0.23%	0.58%	20.89%	14.53%	11.02%	11.06%	3.88%	30.68%	7.12%	100.00%



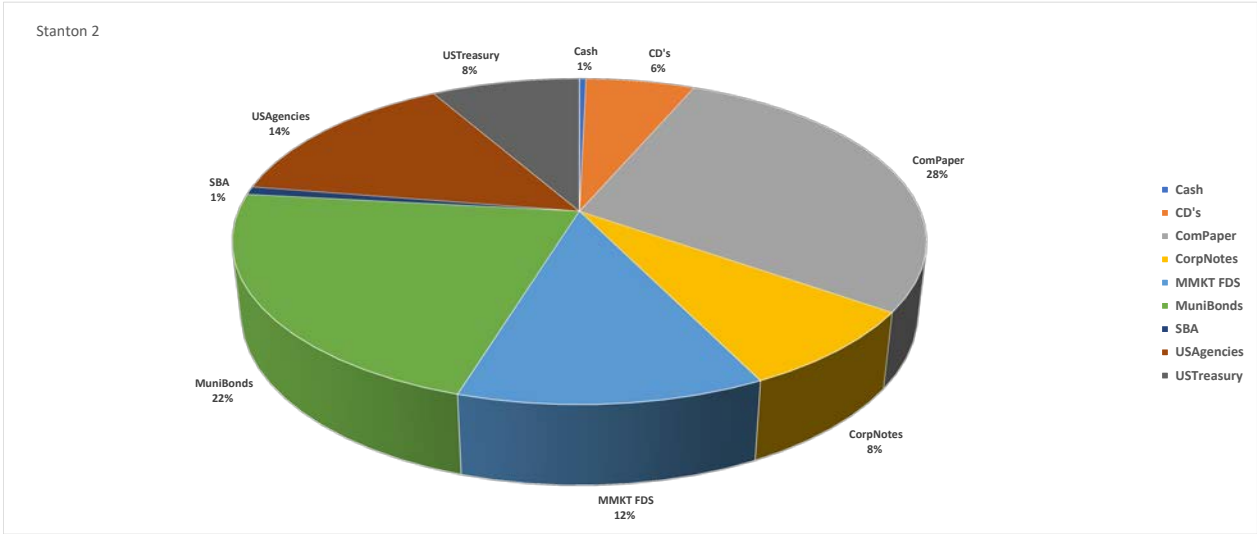
STANTON

Sum of value	Column Labels									
Row Labels	Cash	ComPaper	CorpNotes	MMKT FDS	MuniBonds	SBA	USAgencies	USTreasury	Grand Total	
STN	\$ 200,000.00								\$ 200,000.00	
STN-O&M		\$ 1,298,431.68		\$ 1,444,763.24		\$ 2,273,143.12	\$ 999,540.00	\$ 1,517,058.25	\$ 7,532,936.29	
STN-R&R		\$ 498,882.83		\$ 684,491.20	\$ 1,172,095.96			\$ 1,499,770.14	\$ 3,855,240.13	
STN-GEN			\$ 1,542,631.65	\$ 284,243.98	\$ 3,859,411.94		\$ 5,544,425.76		\$ 11,230,713.33	
STN-CONT				\$ 30,294.85	\$ 1,058,295.10				\$ 1,088,589.95	
Grand Total	\$ 200,000.00	\$ 1,797,314.51	\$ 1,542,631.65	\$ 2,443,793.27	\$ 6,089,803.00	\$ 2,273,143.12	\$ 6,543,965.76	\$ 3,016,828.39	\$ 23,907,479.70	
% OF TOTAL	0.84%	7.52%	6.45%	10.22%	25.47%	9.51%	27.37%	12.62%	100.00%	



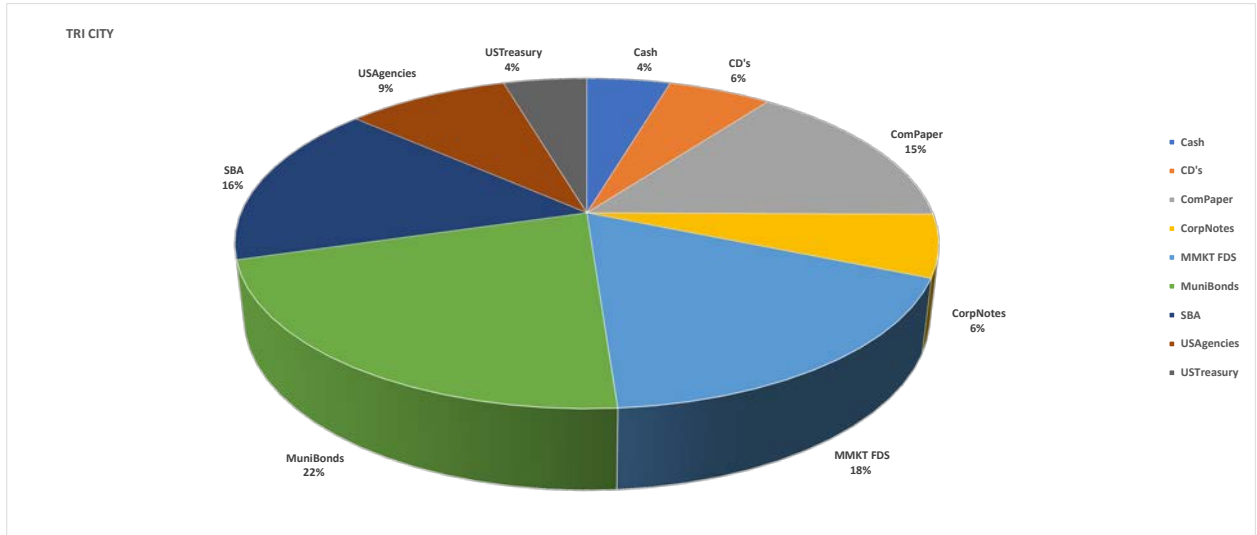
STANTON 2

Sum of value	Column Labels									
Row Labels	Cash	CD's	ComPaper	CorpNotes	MMKT FDS	MuniBonds	SBA	USAgencies	USTreasury	Grand Total
STN2	\$ 200,000.00									\$ 200,000.00
STN2-GEN		\$ 2,883,135.83	\$ 2,498,041.73	\$ 3,430,752.83	\$ 918,280.99	\$ 12,266,812.20		\$ 4,582,671.65	\$ 3,096,396.14	\$ 29,676,091.37
STN2-O&M		\$ 500,006.45	\$ 4,495,273.55		\$ 3,167,907.65		\$ 441,845.07	\$ 2,554,427.78	\$ 1,512,408.86	\$ 12,671,869.36
STN2-12DS			\$ 2,499,823.74		\$ 663,264.54					\$ 3,163,088.28
STN2-12DSR			\$ 3,996,005.39		\$ 229,567.10					\$ 4,225,572.49
STN2-DS17B			\$ 1,799,867.84		\$ 598,218.09					\$ 2,398,085.93
STN2-R&R			\$ 498,882.83	\$ 504,068.65	\$ 83,997.82			\$ 571,271.25		\$ 1,658,220.55
STN2-CONT				\$ 504,068.65	\$ 422,476.68			\$ 204,354.22		\$ 1,130,899.55
STN2-DS17A					\$ 379,805.63					\$ 379,805.63
STN2-DS20					\$ 0.09					\$ 0.09
STN2-PR20					\$ 0.05					\$ 0.05
STN2-SUBDT					\$ 238,409.73					\$ 238,409.73
Grand Total	\$ 200,000.00	\$ 3,383,142.28	\$ 15,787,895.08	\$ 4,438,890.13	\$ 6,701,928.37	\$ 12,266,812.20	\$ 441,845.07	\$ 7,912,724.90	\$ 4,608,805.00	\$ 55,742,043.03
% OF TOTAL	0.36%	6.07%	28.32%	7.96%	12.02%	22.01%	0.79%	14.20%	8.27%	100.00%



TRI CITY

Sum of value	Column Labels									
Row Labels	Cash	CD's	ComPaper	CorpNotes	MMKT FDS	MuniBonds	SBA	USAgencies	USTreasury	Grand Total
TC	\$ 200,000.00									\$ 200,000.00
TRI-R&R		\$ 246,654.80	\$ 149,889.18	\$ 265,421.31	\$ 55,836.98	\$ 216,902.75		\$ 188,655.19	\$ 199,998.54	\$ 1,323,358.75
TRI-CONT			\$ 249,441.42		\$ 163,111.67	\$ 727,104.10				\$ 1,139,657.19
TRI-GEN			\$ 249,815.31		\$ 220,104.80			\$ 199,865.67		\$ 669,785.78
TRI-O&M					\$ 328,621.53		\$ 697,605.94			\$ 1,026,227.47
Grand Total	\$ 200,000.00	\$ 246,654.80	\$ 649,145.91	\$ 265,421.31	\$ 767,674.98	\$ 944,006.85	\$ 697,605.94	\$ 388,520.86	\$ 199,998.54	\$ 4,359,029.19
% OF TOTAL	4.59%	5.66%	14.89%	6.09%	17.61%	21.66%	16.00%	8.91%	4.59%	100.00%



Investment Report

March 1, 2021

CUSIP	ContNo	Issuer	Purchase Date	Maturity Date	Coupon	Yield to Maturity	Current Par	Market Value	(Premium)/Discount	Accrued Interest	Original Cost	Days To Maturity	Duration	Convexity
Agency O&M														
05990CUD4	125179	CP: BCI MIAMI	08/21/2020	07/13/2021	0.000	0.401	1,000,000.00	999,152.22	3,622.22	0.00	0.9964	134	0.37	0.0032
3130AJZ44	125205	FHLB	09/10/2020	08/20/2021	0.125	0.131	1,000,000.00	999,478.19	57.00	38.19	0.9999	172	0.47	0.0046
3130AKCB0	125284	FHLB	11/12/2020	10/13/2021	0.125	0.125	1,500,000.00	1,500,569.98	0.00	718.75	1.0000	226	0.62	0.0070
3132X0T84	123046	FAMCA	04/30/2018	04/19/2021	2.650	2.745	2,500,000.00	2,552,704.17	6,750.00	24,291.67	0.9973	49	0.13	0.0009
3133EMCG5	125270	FFCB	10/29/2020	10/08/2021	0.100	0.127	1,000,000.00	1,000,151.06	250.00	397.22	0.9998	221	0.60	0.0068
40588LW39	125297	CP: HALKIN FINANCE	12/08/2020	09/03/2021	0.000	0.274	1,000,000.00	998,761.97	2,017.50	0.00	0.9980	186	0.51	0.0051
87270LBS1	124438	CD: TIAA FSB	10/16/2019	08/04/2021	2.750	1.847	245,000.00	248,194.64	(3,885.70)	461.47	1.0159	156	0.43	0.0040
N/A	125278	AGENCY SBA	11/05/2020	03/01/2021	0.150	0.150	2,547,138.56	2,547,138.56	0.00	334.99	1.0000	0	0.00	0.0000
VP4560000	124711	Wells Fargo	11/26/2019	03/01/2021	0.010	0.010	1,159,521.38	1,159,521.38	0.00	4.51	1.0000	0	0.00	0.0000
					0.678	0.739	11,951,659.94	12,005,672.17	8,811.02	26,246.80	0.9993	101	0.28	0.0028
		AGN Pool Summary			0.678	0.739	11,951,659.94	12,005,672.17	8,811.02	26,246.80	0.9993	101	0.28	0.0028
All Requirements Construction 2013A														
39021UQR0	125327	CP: GREAT BRIDGE	01/08/2021	03/25/2021	0.000	0.191	1,000,000.00	999,914.08	401.11	0.00	0.9996	24	0.07	0.0004
N/A	116079	Goldman Sachs M-Mkt	09/17/2013	03/01/2021	0.020	0.020	1,702,346.45	1,702,346.45	0.00	38.00	1.0000	0	0.00	0.0000
					0.013	0.083	2,702,346.45	2,702,260.53	401.11	38.00	0.9999	9	0.02	0.0001
All Requirements Contingency														
3130A0XD7	121859	FHLB	03/19/2018	03/12/2021	2.375	2.514	800,000.00	815,377.89	3,184.00	8,813.89	0.9960	11	0.03	0.0002
79642B3M3	120585	MUNI: SANWTR	06/20/2017	05/15/2023	5.000	1.390	270,000.00	306,249.45	(55,047.60)	3,975.00	1.2039	805	2.09	0.0583
VP4560000	124582	Wells Fargo	11/04/2019	03/01/2021	0.010	0.010	297,518.52	297,518.52	0.00	2.39	1.0000	0	0.00	0.0000
					2.379	1.748	1,367,518.52	1,419,145.86	(51,863.60)	12,791.28	1.0379	165	0.43	0.0116
All Requirements Debt Service 2015B														
04821TQP3	125366	CP: ATLANTIC ASSET	01/29/2021	03/23/2021	0.000	0.121	1,000,000.00	999,923.10	176.67	0.00	0.9998	22	0.06	0.0003
16537LQW4	125308	CP: CHESHAM FINANCE	12/09/2020	03/30/2021	0.000	0.292	1,500,000.00	1,499,835.10	1,341.25	0.00	0.9991	29	0.08	0.0005
39021UQR0	125328	CP: GREAT BRIDGE	01/08/2021	03/25/2021	0.000	0.191	1,000,000.00	999,914.08	401.11	0.00	0.9996	24	0.07	0.0004
N/A	118434	Goldman Sachs M-Mkt	01/28/2016	03/01/2021	0.020	0.020	1,138,276.55	1,138,276.55	0.00	16.96	1.0000	0	0.00	0.0000
					0.005	0.167	4,638,276.55	4,637,948.83	1,919.03	16.96	0.9996	19	0.05	0.0003
ALL REQUIREMENTS DEBT SERVICE 2016A														
04821TQP3	125365	CP: ATLANTIC ASSET	01/29/2021	03/23/2021	0.000	0.121	1,800,000.00	1,799,861.57	318.01	0.00	0.9998	22	0.06	0.0003
16537LQW4	125306	CP: CHESHAM FINANCE	12/09/2020	03/30/2021	0.000	0.292	5,000,000.00	4,999,450.35	4,470.83	0.00	0.9991	29	0.08	0.0005
39021UQR0	125325	CP: GREAT BRIDGE	01/08/2021	03/25/2021	0.000	0.191	5,000,000.00	4,999,570.40	2,005.55	0.00	0.9996	24	0.07	0.0004
62479LQW8	125286	CP: MUFG Bank	11/16/2020	03/30/2021	0.000	0.101	4,000,000.00	3,999,560.28	1,488.92	0.00	0.9996	29	0.08	0.0005
6385E0QC0	125364	CP: NATIONWIDE	01/29/2021	03/12/2021	0.000	0.131	3,200,000.00	3,199,893.27	485.34	0.00	0.9998	11	0.03	0.0002
N/A	118861	Goldman Sachs M-Mkt	05/12/2016	03/01/2021	0.020	0.020	5,163,474.86	5,163,474.86	0.00	56.51	1.0000	0	0.00	0.0000
					0.004	0.147	24,163,474.86	24,161,810.73	8,768.65	56.51	0.9996	19	0.05	0.0003
ALL REQUIREMENTS DEBT SERVICE 2017A														
06945LQF8	125371	CP: Barton Capital	02/18/2021	03/15/2021	0.000	0.121	600,000.00	599,973.47	50.00	0.00	0.9999	14	0.04	0.0002
N/A	120615	Goldman Sachs M-Mkt	06/30/2017	03/01/2021	0.020	0.020	850,704.24	850,704.24	0.00	21.42	1.0000	0	0.02	0.0001
					0.012	0.062	1,450,704.24	1,450,677.71	50.00	21.42	1.0000	6	0.03	0.0001

Investment Report

March 1, 2021

<u>CUSIP</u>	<u>ContNo</u>	<u>Issuer</u>	<u>Purchase Date</u>	<u>Maturity Date</u>	<u>Coupon</u>	<u>Yield to Maturity</u>	<u>Current Par</u>	<u>Market Value</u>	<u>(Premium)/Discount</u>	<u>Accrued Interest</u>	<u>Original Cost</u>	<u>Days To Maturity</u>	<u>Duration</u>	<u>Convexity</u>
ALL REQUIREMENTS DEBT SERVICE 2017B														
06945LQF8	125372	CP: Barton Capital	02/18/2021	03/15/2021	0.000	0.121	700,000.00	699,969.05	58.33	0.00	0.9999	14	0.04	0.0002
16537LQW4	125307	CP: CHESHAM FINANCE	12/09/2020	03/30/2021	0.000	0.292	1,000,000.00	999,890.07	894.17	0.00	0.9991	29	0.08	0.0005
39021UQR0	125326	CP: GREAT BRIDGE	01/08/2021	03/25/2021	0.000	0.191	1,000,000.00	999,914.08	401.11	0.00	0.9996	24	0.07	0.0004
N/A	120616	Goldman Sachs M-Mkt	06/30/2017	03/01/2021	0.020	0.020	727,736.98	727,736.98	0.00	17.63	1.0000	0	0.00	0.0000
					0.004	0.170	3,427,736.98	3,427,510.18	1,353.61	17.63	0.9996	18	0.05	0.0003
ALL REQUIREMENTS DEBT SERVICE 2018A														
06945LQF8	125373	CP: Barton Capital	02/18/2021	03/15/2021	0.000	0.121	700,000.00	699,969.05	58.33	0.00	0.9999	14	0.04	0.0002
N/A	122318	Goldman Sachs M-Mkt	07/26/2018	03/01/2021	0.020	0.020	182,875.26	182,875.26	0.00	18.09	1.0000	0	0.00	0.0000
					0.004	0.100	882,875.26	882,844.31	58.33	18.09	0.9999	11	0.03	0.0002
ALL REQUIREMENTS DEBT SERVICE 2019A														
05990CQX5	125243	CP: BCI MIAMI	10/13/2020	03/31/2021	0.000	0.300	2,000,000.00	1,999,768.67	2,816.68	0.00	0.9986	30	0.08	0.0005
N/A	124837	Goldman Sachs M-Mkt	11/25/2019	03/01/2021	0.020	0.020	163,470.89	163,470.89	0.00	3.74	1.0000	0	0.00	0.0000
					0.002	0.279	2,163,470.89	2,163,239.56	2,816.68	3.74	0.9987	28	0.08	0.0004
ALL REQUIREMENTS DEBT SERVICE 2019B														
06945LQF8	125374	CP: Barton Capital	02/18/2021	03/15/2021	0.000	0.121	500,000.00	499,977.89	41.67	0.00	0.9999	14	0.04	0.0002
N/A	124838	Goldman Sachs M-Mkt	11/25/2019	03/01/2021	0.020	0.020	231,401.03	231,401.03	0.00	15.47	1.0000	0	0.00	0.0000
					0.006	0.089	731,401.03	731,378.92	41.67	15.47	0.9999	10	0.03	0.0001
All Requirements General Reserve														
05571BV34	125256	CP: BCPE	10/20/2020	08/03/2021	0.000	0.342	2,000,000.00	1,997,987.28	5,444.44	0.00	0.9973	155	0.42	0.0039
05990CUD4	125257	CP: BCI MIAMI	10/20/2020	07/13/2021	0.000	0.499	1,000,000.00	999,163.82	3,622.22	0.00	0.9964	134	0.37	0.0032
3133ELW67	125140	FFCB	07/21/2020	07/21/2022	0.220	0.245	1,500,000.00	1,499,894.17	750.00	366.67	0.9995	507	1.39	0.0265
372348BZ4	122077	CD: GENOA	02/28/2018	02/28/2023	2.550	2.550	245,000.00	256,541.84	0.00	547.73	1.0000	729	1.95	0.0501
61334ECZ97	125271	MUNI: Montgomery	10/29/2020	04/01/2022	4.000	0.201	750,000.00	793,721.32	(40,447.50)	12,500.00	1.0539	396	1.06	0.0179
87270LBF9	121723	CD: TIAA FSB	02/23/2018	02/23/2023	2.500	2.500	245,000.00	256,319.75	0.00	100.68	1.0000	724	1.95	0.0496
VP4560000	124710	Wells Fargo	11/25/2019	03/01/2021	0.010	0.010	1,734,063.41	1,734,063.41	0.00	3.69	1.0000	0	0.00	0.0000
					0.613	0.396	7,474,063.41	7,537,691.59	(30,630.84)	13,518.77	1.0041	249	0.67	0.0119
ALL REQUIREMENTS GENERAL RESERVE RPA														
00084BQS6	125133	CP: ABN Amro Funding	07/16/2020	03/26/2021	0.000	0.260	1,000,000.00	999,908.91	1,827.22	0.00	0.9982	25	0.07	0.0004
2063CORL8	125383	CP: CONCORD MINUTE	02/25/2021	04/20/2021	0.000	0.121	2,000,000.00	1,999,550.07	360.00	0.00	0.9998	50	0.14	0.0009
62455AQ26	125323	CP: Mountcliff	01/08/2021	03/02/2021	0.000	0.181	2,000,000.00	1,999,995.50	530.00	0.00	0.9997	1	0.00	0.0000
VP4560000	124584	Wells Fargo	11/04/2019	03/01/2021	0.010	0.010	443,831.57	443,831.57	0.00	9.61	1.0000	0	0.00	0.0000
					0.001	0.160	5,443,831.57	5,443,286.05	2,717.22	9.61	0.9995	23	0.06	0.0004

Investment Report

March 1, 2021

<u>CUSIP</u>	<u>ContNo</u>	<u>Issuer</u>	<u>Purchase Date</u>	<u>Maturity Date</u>	<u>Coupon</u>	<u>Yield to Maturity</u>	<u>Current Par</u>	<u>Market Value</u>	<u>(Premium)/Discount</u>	<u>Accrued Interest</u>	<u>Original Cost</u>	<u>Days To Maturity</u>	<u>Duration</u>	<u>Convexity</u>
All Requirements O&M														
02587DY85	125142	CD: American Express	10/01/2019	09/06/2022	2.400	2.000	247,000.00	250,222.76	(2,798.51)	2,858.43	1.0113	554	1.48	0.0310
05571BQ14	125262	CP: BCPE	10/28/2020	03/01/2021	0.000	0.200	1,500,000.00	1,500,000.00	1,033.33	0.00	0.9993	0	0.00	0.0000
06251A2D1	125186	CD: BANK HAPOALIM	08/26/2020	08/26/2022	0.250	0.250	249,000.00	249,314.59	0.00	5.12	1.0000	543	1.48	0.0298
17325FAQ1	125209	Corp: Citibank	09/11/2020	07/23/2021	3.400	0.477	2,000,000.00	2,033,213.24	(50,500.00)	7,177.78	1.0253	144	0.39	0.0035
254673MP8	125112	CD: Discover Bank	06/26/2020	02/22/2028	3.000	3.000	245,000.00	287,603.99	0.00	140.96	1.0000	2,549	6.40	0.4555
3130A0EN6	124747	FHLB	12/12/2019	12/10/2021	2.875	1.645	3,000,000.00	3,109,091.25	(72,108.00)	19,406.25	1.0240	284	0.77	0.0104
3130AJZJ1	125184	Truist Broker	08/25/2020	08/25/2023	0.320	0.320	444,444.44	444,141.47	0.00	23.70	1.0000	907	2.48	0.0746
3132X02W0	122210	FAMCA	06/29/2018	06/29/2021	2.750	2.750	2,000,000.00	2,043,542.22	0.00	9,472.22	1.0000	120	0.33	0.0028
3133EJD2	125197	FFCB	08/31/2020	04/05/2021	2.540	0.110	2,500,000.00	2,555,077.78	(36,087.50)	25,752.78	1.0144	35	0.10	0.0006
3133ELT53	125159	FFCB	07/30/2020	04/13/2023	0.370	0.370	2,125,000.00	2,123,572.71	0.00	3,013.96	1.0000	773	2.11	0.0560
3133EMCG5	125269	FFCB	10/29/2020	10/08/2021	0.100	0.127	5,000,000.00	5,000,755.31	1,250.00	1,986.11	0.9998	221	0.60	0.0068
3134GWFX9	125147	FHLMC	07/30/2020	07/29/2022	0.250	0.250	2,875,000.00	2,870,578.89	0.00	638.89	1.0000	515	1.41	0.0272
3134GWQP3	125177	FHLMC	08/21/2020	08/19/2022	0.200	0.210	750,000.00	748,040.00	150.00	50.00	0.9998	536	1.47	0.0291
3134GWSP2	125181	FHLMC	08/24/2020	08/24/2022	0.220	0.220	875,000.00	874,779.31	0.00	37.43	1.0000	541	1.48	0.0296
3135G05R0	125168	FNMA	08/11/2020	08/10/2023	0.300	0.338	2,000,000.00	1,999,080.00	2,284.00	350.00	0.9989	892	2.43	0.0724
3135G0Q89	125114	FNMA	06/26/2020	10/07/2021	1.375	1.751	1,000,000.00	1,017,075.00	4,730.00	5,500.00	0.9953	220	0.60	0.0070
404280BA6	125115	CORP: HSBC	06/26/2020	05/25/2023	3.600	1.525	500,000.00	543,129.58	(30,310.00)	4,800.00	1.0606	815	2.15	0.0604
40588LW39	125298	CP: HALKIN FINANCE	12/08/2020	09/03/2021	0.000	0.274	1,000,000.00	998,761.97	2,017.50	0.00	0.9980	186	0.51	0.0051
419792KE5	124475	MUNI: HAWAII ST GO	10/28/2019	10/01/2021	1.934	1.673	2,000,000.00	2,046,594.11	(9,780.00)	16,224.11	1.0049	214	0.58	0.0068
46625HJC5	125207	CORP: JP MORGAN	09/11/2020	08/15/2021	4.350	0.226	2,000,000.00	2,042,543.75	(76,400.00)	3,866.67	1.0382	167	0.46	0.0044
4913137B2	121196	MUNI: KY STATE	10/19/2017	02/01/2022	5.000	0.952	530,000.00	563,605.53	(89,835.00)	2,208.33	1.1695	337	0.91	0.0137
64952WDR1	125180	CORP: NYLIFE	08/24/2020	09/20/2022	0.400	0.303	1,000,000.00	1,005,840.68	(2,891.53)	1,788.89	1.0029	568	1.55	0.0326
83369BT48	125089	CP: Societe Generale	06/08/2020	06/04/2021	0.000	0.523	1,000,000.00	999,428.25	5,214.44	0.00	0.9948	95	0.26	0.0020
8648136U9	124457	MUNI: SUFFOLKVA	10/17/2019	02/01/2023	1.937	1.859	1,000,000.00	1,037,114.17	(2,480.00)	1,614.17	1.0025	702	1.89	0.0471
912828B66	123230	US Treasury	02/21/2019	02/15/2024	2.750	2.554	1,480,000.00	1,605,000.85	(13,489.47)	1,574.03	1.0091	1,081	2.86	0.1004
940637MR9	125183	CD: Washington Trust	08/24/2020	08/24/2021	0.150	0.150	250,000.00	250,207.79	0.00	194.18	1.0000	176	0.48	0.0047
949763NT9	125110	CD: Wells Fargo	06/26/2020	02/28/2023	2.750	2.750	245,000.00	257,518.54	0.00	590.68	1.0000	729	1.94	0.0501
N/A	125279	All Req. SBA	11/05/2020	03/01/2021	0.150	0.150	13,465,851.20	13,465,851.20	0.00	1,391.01	1.0000	0	0.00	0.0000
VP4560000	124611	Wells Fargo	11/21/2019	03/01/2021	0.010	0.010	20,467,385.89	20,467,385.89	0.00	64.51	1.0000	0	0.00	0.0000
					0.829	0.461	71,748,681.53	72,389,070.83	(370,000.74)	110,730.21	1.0052	203	0.55	0.0132

Investment Report

March 1, 2021

CUSIP	ContNo	Issuer	Purchase Date	Maturity Date	Coupon	Yield to Maturity	Current Par	Market Value	(Premium)/Discount	Accrued Interest	Original Cost	Days To Maturity	Duration	Convexity
All Requirements R&R														
00850USM7	125082	CP: AGRI BK CHINA NY	05/29/2020	05/21/2021	0.000	0.756	1,000,000.00	999,551.27	7,338.33	0.00	0.9927	81	0.22	0.0016
22546QAR8	125313	CORP: CRED SUISS	12/10/2020	10/29/2021	3.000	0.243	1,500,000.00	1,543,888.02	(36,585.00)	15,250.00	1.0244	242	0.66	0.0082
3130A3KM5	121512	FHLB	12/29/2017	12/09/2022	2.500	2.265	1,000,000.00	1,053,246.87	(10,920.00)	5,631.87	1.0109	648	1.74	0.0410
3130AKCB0	125285	FHLB	11/12/2020	10/13/2021	0.125	0.125	1,000,000.00	1,000,379.99	0.00	479.17	1.0000	226	0.62	0.0070
3133EAG77	121753	FFCB	03/05/2018	08/07/2034	3.150	3.280	1,500,000.00	1,779,937.50	24,645.00	3,150.00	0.9836	4,907	11.37	1.3750
3134GWSB3	125187	FHLMC	08/26/2020	08/26/2022	0.220	0.223	1,000,000.00	999,970.56	50.00	30.56	1.0000	543	1.49	0.0298
3134GXJF2	125318	FHLMC	12/30/2020	12/30/2022	0.200	0.200	1,000,000.00	1,000,701.36	0.00	338.89	1.0000	669	1.83	0.0431
46849LTE1	123945	CORP: JACKSON NTL	06/28/2019	02/01/2022	3.300	2.278	600,000.00	619,399.06	(15,306.00)	1,540.00	1.0255	337	0.91	0.0136
46849LTM3	125380	CORP: JACKSON NTL	02/19/2021	09/15/2022	2.375	0.199	500,000.00	522,893.68	(16,981.96)	5,409.72	1.0340	563	1.51	0.0323
59217GEE5	125363	CORP: METLIFE	01/29/2021	01/13/2023	1.950	0.260	700,000.00	725,328.64	(23,058.00)	1,820.00	1.0329	683	1.84	0.0449
606822AL8	125329	CP: MUFG Bank	01/11/2021	02/22/2022	2.998	0.234	3,000,000.00	3,086,294.16	(92,190.00)	2,248.50	1.0307	358	0.97	0.0149
64985HZC4	121771	MUNI: NY ST ENV	03/06/2018	01/15/2028	3.061	3.524	105,000.00	117,759.73	4,024.65	410.68	0.9617	2,511	6.29	0.4399
64985HZF7	121770	MUNI: NY ST ENV	03/06/2018	01/15/2031	3.321	3.530	3,310,000.00	3,698,986.24	71,131.90	14,045.99	0.9785	3,607	8.63	0.8049
64985HZH3	121769	MUNI: NY ST ENV	03/06/2018	01/15/2033	3.421	3.620	1,980,000.00	2,202,346.63	45,045.00	8,655.13	0.9773	4,338	10.11	1.0918
880591DX7	121768	MUNI: TVA	03/05/2018	06/15/2035	4.650	3.317	1,100,000.00	1,524,414.83	(191,686.00)	10,798.33	1.1743	5,219	11.29	1.3641
89602NVL5	121773	MUNI: TRIBORO NY	03/06/2018	11/15/2032	5.450	3.800	2,000,000.00	2,582,294.44	(368,780.00)	32,094.44	1.1844	4,277	9.31	0.9372
902273WX5	121455	MUNI: TYLER	12/08/2017	02/15/2026	5.000	1.870	700,000.00	866,308.59	(165,564.00)	1,353.59	1.2365	1,812	4.51	0.2368
91282CBD2	125340	US Treasury	01/21/2021	12/31/2022	0.125	0.131	750,000.00	749,885.07	88.20	156.25	0.9999	670	1.84	0.0435
91283LJ7	120129	US Treasury	03/31/2014	08/15/2022	0.000	2.661	370,000.00	369,054.65	73,507.90	0.00	0.8013	532	1.46	0.0281
VP4560000	124585	Wells Fargo	11/04/2019	03/01/2021	0.010	0.010	516,016.91	516,016.91	0.00	6.84	1.0000	0	0.00	0.0000
					2.687	1.865	23,631,016.91	25,958,658.20	(695,239.98)	103,419.96	1.0294	2,073	4.86	0.4551
ALL REQUIREMENTS SOLAR O&M														
22546QAR8	125314	CORP: CRED SUISS	12/10/2020	10/29/2021	3.000	0.243	1,700,000.00	1,749,739.75	(41,463.00)	17,283.33	1.0244	242	0.66	0.0082
2254EAR13	125134	CP: Credit Suis NY	07/16/2020	04/01/2021	0.000	0.260	1,000,000.00	999,879.17	1,870.56	0.00	0.9981	31	0.08	0.0005
92646KUT7	125369	CP: VICTORY REC	02/18/2021	07/27/2021	0.000	0.132	750,000.00	749,295.23	430.62	0.00	0.9994	148	0.41	0.0037
VP4560000	125040	Wells Fargo	04/27/2020	03/01/2021	0.010	0.010	252,923.73	252,923.73	0.00	5.23	1.0000	0	0.00	0.0000
					1.378	0.209	3,702,923.73	3,751,837.88	(39,161.82)	17,288.56	1.0106	149	0.41	0.0047
All Requirements Subordinated Debt Fund														
N/A	125086	Goldman Sachs M-Mkt	05/29/2020	03/01/2021	0.020	0.020	2.51	2.51	0.00	0.00	1.0000	0	0.00	0.0000
					0.020	0.020	2.51	2.51	0.00	0.00	1.0000	0	0.00	0.0000
ARP Pool Summary					0.887	0.587	153,528,324.44	156,657,363.69	(1,168,770.68)	257,946.21	1.0076	437	1.07	0.0771
Bushnell Rate Stabilization Fund														
912828ZA1	125370	US Treasury	02/18/2021	02/28/2022	1.125	0.063	100,000.00	101,004.06	(1,078.30)	3.11	1.0108	364	0.99	0.0155
VP4560000	124580	Wells Fargo	11/04/2019	03/01/2021	0.010	0.010	51,413.38	51,413.38	0.00	0.92	1.0000	0	0.00	0.0000
					0.746	0.045	151,413.38	152,417.44	(1,078.30)	4.03	1.0071	240	0.65	0.0103
BUSH Pool Summary					0.746	0.045	151,413.38	152,417.44	(1,078.30)	4.03	1.0071	240	0.65	0.0103
FMPA POOLED LN														
VP4560000	124586	Wells Fargo	11/04/2019	03/01/2021	0.010	0.010	61,200.23	61,200.23	0.00	0.50	1.0000	0	0.00	0.0000
					0.010	0.010	61,200.23	61,200.23	0.00	0.50	1.0000	0	0.00	0.0000

Investment Report

March 1, 2021

<u>CUSIP</u>	<u>ContNo</u>	<u>Issuer</u>	<u>Purchase Date</u>	<u>Maturity Date</u>	<u>Coupon</u>	<u>Yield to Maturity</u>	<u>Current Par</u>	<u>Market Value</u>	<u>(Premium)/Discount</u>	<u>Accrued Interest</u>	<u>Original Cost</u>	<u>Days To Maturity</u>	<u>Duration</u>	<u>Convexity</u>
FMPA Pool Summary					0.010	0.010	61,200.23	61,200.23	0.00	0.50	1.0000	0	0.00	0.0000
Kissimmee Rate Stabilization Fund														
VP4560000	124581	Wells Fargo	11/04/2019	03/01/2021	0.010	0.010	144,454.73	144,454.73	0.00	0.46	1.0000	0	0.00	0.0000
					0.010	0.010	144,454.73	144,454.73	0.00	0.46	1.0000	0	0.00	0.0000
KUA Pool Summary					0.010	0.010	144,454.73	144,454.73	0.00	0.46	1.0000	0	0.00	0.0000
FMPA Pooled Loan Debt Service														
N/A	124748	Goldman Sachs M-Mkt	12/10/2019	03/01/2021	0.020	0.020	3.85	3.85	0.00	1.99	1.0000	0	0.00	0.0000
					0.020	0.020	3.85	3.85	0.00	1.99	1.0000	0	0.00	0.0000
POOL Pool Summary					0.020	0.020	3.85	3.85	0.00	1.99	1.0000	0	0.00	0.0000
St Lucie Contingency														
3133ELXW9	125036	FFCB	04/29/2020	04/27/2022	0.300	0.305	1,000,000.00	1,002,558.33	100.00	1,033.33	0.9999	422	1.15	0.0195
6944PL2B4	125378	CORP: PACIFIC LIFE	02/19/2021	06/24/2025	1.200	0.849	500,000.00	520,552.44	(7,450.00)	1,083.33	1.0149	1,576	4.21	0.2034
975673CZ5	120716	MUNI: WIN SALEM	07/12/2017	06/01/2021	5.000	1.081	500,000.00	520,086.32	(74,385.00)	6,181.32	1.1488	92	0.25	0.0020
VP4560000	124587	Wells Fargo	11/04/2019	03/01/2021	0.010	0.010	289,861.96	289,861.96	0.00	5.02	1.0000	0	0.00	0.0000
					1.486	0.556	2,289,861.96	2,333,059.05	(81,735.00)	8,303.00	1.0357	549	1.48	0.0533
St Lucie Debt Service 2010														
X9X9USDADM1	123466	MORGAN STANLEY LIQ	03/05/2019	03/01/2021	0.030	0.030	933,114.89	933,114.89	0.00	18.66	1.0000	0	0.00	0.0000
					0.030	0.030	933,114.89	933,114.89	0.00	18.66	1.0000	0	0.00	0.0000
St Lucie Debt Service 2011														
X9X9USDADM1	123471	MORGAN STANLEY LIQ	03/05/2019	03/01/2021	0.030	0.030	493,843.76	493,843.76	0.00	9.88	1.0000	0	0.00	0.0000
					0.030	0.030	493,843.76	493,843.76	0.00	9.88	1.0000	0	0.00	0.0000
St Lucie Debt Service 2012A														
06945LQF8	125375	CP: Barton Capital	02/18/2021	03/15/2021	0.000	0.121	500,000.00	499,977.89	41.67	0.00	0.9999	14	0.04	0.0002
X9X9USDADM1	123467	MORGAN STANLEY LIQ	03/05/2019	03/01/2021	0.030	0.030	726,619.32	726,619.32	0.00	19.95	1.0000	0	0.00	0.0000
					0.018	0.067	1,226,619.32	1,226,597.21	41.67	19.95	1.0000	6	0.02	0.0001
St Lucie Debt Service 2013A														
X9X9USDADM1	123469	MORGAN STANLEY LIQ	03/05/2019	03/01/2021	0.030	0.030	644,238.62	644,238.62	0.00	12.89	1.0000	0	0.00	0.0000
					0.030	0.030	644,238.62	644,238.62	0.00	12.89	1.0000	0	0.00	0.0000

Investment Report

March 1, 2021

<u>CUSIP</u>	<u>ContNo</u>	<u>Issuer</u>	<u>Purchase Date</u>	<u>Maturity Date</u>	<u>Coupon</u>	<u>Yield to Maturity</u>	<u>Current Par</u>	<u>Market Value</u>	<u>(Premium)/Discount</u>	<u>Accrued Interest</u>	<u>Original Cost</u>	<u>Days To Maturity</u>	<u>Duration</u>	<u>Convexity</u>
St Lucie Debt Service Res. 2011AB														
196479YA1	122215	Muni: Colorado Hsg	07/02/2018	05/01/2021	2.424	2.814	185,000.00	186,959.15	1,953.60	1,494.80	0.9894	61	0.17	0.0012
313378JP7	122203	FHLB	06/29/2018	09/10/2021	2.375	2.693	335,000.00	345,150.92	3,247.82	3,779.22	0.9903	193	0.52	0.0059
313378JP7	122205	FHLB	06/29/2018	09/10/2021	2.375	2.693	925,000.00	953,028.66	8,967.87	10,435.16	0.9903	193	0.52	0.0059
313378JP7	122206	FHLB	06/29/2018	09/10/2021	2.375	2.693	405,000.00	417,272.01	3,926.47	4,568.91	0.9903	193	0.52	0.0059
313378JP7	122207	FHLB	06/29/2018	09/10/2021	2.375	2.693	225,000.00	231,817.78	2,181.38	2,538.28	0.9903	193	0.52	0.0059
3136G46A6	125258	FNMA	10/27/2020	10/27/2023	0.300	0.303	1,000,000.00	1,002,984.15	100.00	1,033.33	0.9999	970	2.64	0.0845
3137EAEC9	121670	FHLMC	02/14/2018	08/12/2021	1.125	2.381	1,400,000.00	1,411,695.25	58,618.00	831.25	0.9581	164	0.45	0.0043
606822AL8	125337	CORP: Mitsubishi UFG	01/11/2021	02/22/2022	2.998	0.234	250,000.00	257,191.18	(7,682.50)	187.38	1.0307	358	0.97	0.0149
660266GW1	121392	MUNI: N KANSAS	11/29/2017	03/01/2021	2.000	1.600	870,000.00	875,176.50	(10,979.40)	8,700.00	1.0126	0	0.00	0.0000
X9X9USDADM1	123470	MORGAN STANLEY LIQ	03/05/2019	03/01/2021	0.030	0.030	349,936.10	349,936.10	0.00	8.02	1.0000	0	0.00	0.0000
					1.566	1.801	5,944,936.10	6,031,211.70	60,333.24	33,576.35	0.9899	280	0.76	0.0178
St Lucie Debt Service Reserve 2012														
05990CZ72	125312	CP: BCI MIAMI	12/09/2020	12/07/2021	0.000	0.438	1,700,000.00	1,696,221.39	7,370.92	0.00	0.9957	281	0.77	0.0097
53948AU25	125244	CP: LLOYDS	10/14/2020	07/02/2021	0.000	0.220	1,705,000.00	1,703,691.42	2,719.47	0.00	0.9984	123	0.34	0.0028
X9X9USDADM1	123468	MORGAN STANLEY LIQ	03/05/2019	03/01/2021	0.030	0.030	58,965.11	58,965.11	0.00	1.39	1.0000	0	0.00	0.0000
					0.001	0.324	3,463,965.11	3,458,877.92	10,090.39	1.39	0.9971	198	0.54	0.0062
St Lucie Decommissioning														
05990CZ72	125311	CP: BCI MIAMI	12/09/2020	12/07/2021	0.000	0.438	4,000,000.00	3,991,109.15	17,343.33	0.00	0.9957	281	0.77	0.0097
22533TQ17	125384	CP: Credit Agricole	02/25/2021	03/01/2021	0.000	0.047	87,500,000.00	87,500,000.00	486.11	0.00	1.0000	0	0.00	0.0000
3133X8L34	109995	FHLB	07/28/2010	09/09/2024	5.365	3.850	500,000.00	604,518.89	(81,857.15)	12,816.39	1.1637	1,288	3.22	0.1276
646080SZ5	125255	NJ HGR ED	10/20/2020	12/01/2021	5.000	0.401	1,000,000.00	1,048,834.77	(51,060.00)	12,500.00	1.0511	275	0.74	0.0100
912828B66	116602	US Treasury	02/28/2014	02/15/2024	2.750	2.640	400,000.00	433,784.01	(3,828.12)	425.41	1.0096	1,081	2.86	0.1004
912833LQ1	116678	US Treasury	03/31/2014	02/15/2024	0.000	2.876	2,115,000.00	2,097,643.25	519,380.55	0.00	0.7544	1,081	2.96	0.0996
X9X9USDADM1	123464	MORGAN STANLEY LIQ	03/06/2019	03/01/2021	0.030	0.030	304,931.48	304,931.48	0.00	227.86	1.0000	0	0.00	0.0000
					0.092	0.160	95,819,931.48	95,980,821.55	400,464.72	25,969.66	0.9958	50	0.13	0.0038

Investment Report

March 1, 2021

<u>CUSIP</u>	<u>ContNo</u>	<u>Issuer</u>	<u>Purchase Date</u>	<u>Maturity Date</u>	<u>Coupon</u>	<u>Yield to Maturity</u>	<u>Current Par</u>	<u>Market Value</u>	<u>(Premium)/Discount</u>	<u>Accrued Interest</u>	<u>Original Cost</u>	<u>Days To Maturity</u>	<u>Duration</u>	<u>Convexity</u>
St Lucie General Reserve														
00850USM7	125083	CP: AGR BK CHINA NY	05/29/2020	05/21/2021	0.000	0.756	2,000,000.00	1,999,102.54	14,676.67	0.00	0.9927	81	0.22	0.0016
041042VC3	124990	ARKANSAS ST	03/30/2020	06/15/2022	3.250	2.080	200,000.00	205,020.22	(5,022.00)	1,372.22	1.0251	471	1.27	0.0235
06406FAC7	122918	CORP: Bank of NY	12/21/2018	05/04/2026	2.800	3.670	2,000,000.00	2,266,125.17	111,512.24	18,200.00	0.9442	1,890	4.84	0.2681
12509RTU5	125119	CP: CDP Financial	07/08/2020	06/28/2021	0.000	0.251	1,000,000.00	999,261.23	2,465.28	0.00	0.9975	119	0.33	0.0027
3130AF5B9	125240	FHLB	10/14/2020	10/12/2021	3.000	0.125	4,000,000.00	4,155,033.33	(114,240.00)	46,333.33	1.0286	225	0.61	0.0074
3132X0L33	124992	FAMCA	03/30/2020	02/21/2023	2.770	0.783	500,000.00	529,689.72	(28,350.00)	384.72	1.0567	722	1.94	0.0494
313378JP7	125351	FHLB	01/20/2021	09/10/2021	2.375	1.345	1,750,000.00	1,782,245.94	(32,197.57)	1,039.06	1.0184	193	0.52	0.0059
3133EHVV1	122914	FFCB	12/20/2018	09/01/2026	2.400	2.991	2,000,000.00	2,187,300.00	80,720.00	24,000.00	0.9596	2,010	5.15	0.3011
3133EJ5P0	123117	FFCB	01/24/2019	01/18/2022	2.600	2.662	2,500,000.00	2,580,263.89	4,400.00	7,763.89	0.9982	323	0.88	0.0127
3133EKFP6	125123	FFCB	07/08/2020	04/05/2021	2.230	0.157	1,000,000.00	1,019,443.89	(15,356.00)	9,043.89	1.0154	35	0.10	0.0006
3134GV5E4	125122	FHLMC	07/08/2020	07/08/2022	0.270	0.270	2,000,000.00	2,000,665.00	0.00	795.00	1.0000	494	1.35	0.0254
3134GXBC7	125288	FHLMC	11/18/2020	11/18/2022	0.180	0.180	1,500,000.00	1,500,884.76	0.00	772.50	1.0000	627	1.71	0.0385
3135G05R0	125169	FNMA	08/11/2020	08/10/2023	0.300	0.338	1,000,000.00	999,540.00	1,142.00	175.00	0.9989	892	2.43	0.0724
387883YY1	125021	MUNI Grant Cnty Util	04/20/2020	01/01/2023	1.544	1.001	1,050,000.00	1,076,825.75	(15,151.50)	2,702.00	1.0144	671	1.82	0.0438
404280BA6	124986	CORP: HSBC	03/11/2020	05/25/2023	3.600	1.650	1,000,000.00	1,086,259.15	(60,620.00)	9,600.00	1.0606	815	2.15	0.0604
46625HJC5	124977	CORP: JP MORGAN	02/18/2020	08/15/2021	4.350	1.681	1,000,000.00	1,021,271.88	(39,160.00)	1,933.33	1.0392	167	0.46	0.0044
492674PNO	124980	Muni: Kettering, OH	03/10/2020	12/01/2023	2.000	0.859	280,000.00	294,687.40	(11,691.56)	1,400.00	1.0418	1,005	2.68	0.0887
53948AU25	125348	CP: LLOYDS BANK	01/20/2021	07/21/2021	0.000	0.321	295,000.00	294,735.99	472.00	0.00	0.9984	142	0.39	0.0034
59217GEE5	125360	CORP: METLIFE	01/29/2021	01/13/2023	1.950	0.260	1,000,000.00	1,036,183.76	(32,940.00)	2,600.00	1.0329	683	1.84	0.0449
606822AU8	124983	CORP: Mitsubishi UFG	03/10/2020	03/02/2025	3.777	1.625	1,000,000.00	1,158,010.24	(102,520.00)	18,780.08	1.1025	1,462	3.71	0.1652
61334ECZ97	125274	MUNI: Montgomery	10/29/2020	04/01/2022	4.000	0.201	1,000,000.00	1,058,295.10	(53,930.00)	16,666.67	1.0539	396	1.06	0.0179
613741KM8	125018	MUNI: Montgomery	04/20/2020	06/01/2022	1.941	1.061	1,000,000.00	1,029,932.50	(18,350.00)	4,852.50	1.0184	457	1.24	0.0226
64972CZ63	124988	MUNI:NYC HSG DEV	03/25/2020	05/01/2023	3.121	2.500	500,000.00	531,659.17	(9,195.00)	5,201.67	1.0184	791	2.09	0.0573
74368CAK0	124981	CORP: PROTECTIVELIFE	03/10/2020	06/28/2021	3.397	1.000	1,000,000.00	1,016,672.43	(30,866.00)	5,944.75	1.0309	119	0.33	0.0027
89236THU2	125331	CP: Toyota Motor	01/11/2021	01/11/2024	0.450	0.373	2,500,000.00	2,520,343.21	(5,750.00)	1,562.50	1.0023	1,046	2.85	0.0970
92818NGL6	124604	MUNI: VA STATE	11/20/2019	11/01/2024	2.200	2.101	2,000,000.00	2,130,486.67	(9,260.00)	14,666.67	1.0046	1,341	3.53	0.1474
VP4560000	124588	Wells Fargo	11/04/2019	03/01/2021	0.010	0.010	1,047,060.99	1,047,060.99	0.00	2.49	1.0000	0	0.00	0.0000
					1.958	1.162	36,122,060.99	37,526,999.93	(369,211.44)	193,714.15	1.0102	672	1.77	0.0660
ST LUCIE NUCLEAR FUEL STABILIZATION														
03664ARE0	125368	CP: ANTALIS SA	02/18/2021	04/14/2021	0.000	0.142	1,000,000.00	999,811.00	213.89	0.00	0.9998	44	0.12	0.0007
2063C0RL8	125382	CP: CONCORD MINUTE	02/25/2021	04/20/2021	0.000	0.121	1,500,000.00	1,499,662.55	270.00	0.00	0.9998	50	0.14	0.0009
62455AQ26	125324	CP: Mountcliff Fund	01/08/2021	03/02/2021	0.000	0.181	1,500,000.00	1,499,996.63	397.50	0.00	0.9997	1	0.00	0.0000
VP4560000	124589	Wells Fargo	11/04/2019	03/01/2021	0.010	0.010	2,012,073.77	2,012,073.77	0.00	12.89	1.0000	0	0.00	0.0000
					0.003	0.102	6,012,073.77	6,011,543.95	881.39	12.89	0.9999	20	0.05	0.0003

Investment Report

March 1, 2021

<u>CUSIP</u>	<u>ContNo</u>	<u>Issuer</u>	<u>Purchase Date</u>	<u>Maturity Date</u>	<u>Coupon</u>	<u>Yield to Maturity</u>	<u>Current Par</u>	<u>Market Value</u>	<u>(Premium)/Discount</u>	<u>Accrued Interest</u>	<u>Original Cost</u>	<u>Days To Maturity</u>	<u>Duration</u>	<u>Convexity</u>
St Lucie O&M														
3133ELT53	125160	FFCB	07/30/2020	04/13/2023	0.370	0.370	1,000,000.00	999,328.33	0.00	1,418.33	1.0000	773	2.11	0.0560
32110YQQ1	125211	CD: First Natl Bk Am	09/17/2020	09/17/2021	0.100	0.100	250,000.00	249,954.36	0.00	8.22	1.0000	200	0.55	0.0058
59217GEE5	125357	CORP: METLIFE	01/29/2021	01/13/2023	1.950	0.260	1,000,000.00	1,036,183.76	(32,940.00)	2,600.00	1.0329	683	1.84	0.0449
59740JZK8	125214	CD: MIDFIRST BANK	09/23/2020	09/23/2021	0.100	0.100	250,000.00	250,052.09	0.00	108.90	1.0000	206	0.56	0.0060
912828G87	125350	US Treasury	01/21/2021	12/31/2021	2.125	0.096	3,000,000.00	3,060,838.82	(57,284.14)	10,625.00	1.0191	305	0.83	0.0115
N/A	125280	ST LUCIE SBA	11/05/2020	03/01/2021	0.150	0.150	3,321,330.90	3,321,330.90	0.00	413.27	1.0000	0	0.00	0.0000
VP4560000	124612	Wells Fargo	11/21/2019	03/01/2021	0.010	0.010	1,655,910.06	1,655,910.06	0.00	7.24	1.0000	0	0.00	0.0000
					0.884	0.141	10,477,240.96	10,573,598.32	(90,224.14)	15,180.96	1.0086	236	0.64	0.0132
St Lucie R&R														
00850USM7	125084	CP: AGRI BK CHINA NY	05/29/2020	05/21/2021	0.000	0.756	1,000,000.00	999,551.27	7,338.33	0.00	0.9927	81	0.22	0.0016
05571BZ89	125303	CP: BCPE	12/09/2020	12/08/2021	0.000	0.320	1,700,000.00	1,696,201.62	5,414.50	0.00	0.9968	282	0.77	0.0098
20775CMH4	121805	MUNI: CONN HFA	03/09/2018	05/15/2022	1.950	2.370	500,000.00	509,090.83	8,325.00	2,870.83	0.9834	440	1.19	0.0212
3130A3KM5	121508	FHLB	12/28/2017	12/09/2022	2.500	2.265	750,000.00	789,935.15	(8,190.00)	4,223.90	1.0109	648	1.74	0.0410
3133ELT53	125161	FFCB	07/30/2020	04/13/2023	0.370	0.370	750,000.00	749,496.25	0.00	1,063.75	1.0000	773	2.11	0.0560
3134GXJF2	125319	FHLMC	12/30/2020	12/30/2022	0.200	0.200	1,000,000.00	1,000,701.36	0.00	338.89	1.0000	669	1.83	0.0431
59217GEE5	125359	CORP: METLIFE	01/29/2021	01/13/2023	1.950	0.260	500,000.00	518,091.88	(16,470.00)	1,300.00	1.0329	683	1.84	0.0449
91282CBD2	125342	US Treasury	01/21/2021	12/31/2022	0.125	0.131	500,000.00	499,923.38	58.79	104.17	0.9999	670	1.84	0.0435
VP4560000	124590	Wells Fargo	11/04/2019	03/01/2021	0.010	0.010	914,708.44	914,708.44	0.00	6.10	1.0000	0	0.00	0.0000
					0.574	0.639	7,614,708.44	7,677,700.18	(3,523.38)	9,907.64	1.0005	419	1.14	0.0248
STL Pool Summary					0.620	0.453	171,042,595.40	172,891,607.08	(72,882.55)	286,727.42	1.0004	225	0.60	0.0194
Stanton Contingency														
61334ECZ97	125273	MUNI: Montgomery	10/29/2020	04/01/2022	4.000	0.201	1,000,000.00	1,058,295.10	(53,930.00)	16,666.67	1.0539	396	1.06	0.0179
VP4560000	124591	Wells Fargo	11/04/2019	03/01/2021	0.010	0.010	30,294.85	30,294.85	0.00	0.25	1.0000	0	0.00	0.0000
					3.883	0.195	1,030,294.85	1,088,589.95	(53,930.00)	16,666.92	1.0523	384	1.02	0.0174
Stanton General Reserve														
06406HBY4	124445	CORP: Bank of NY	10/16/2019	09/23/2021	3.550	2.014	990,000.00	1,024,539.77	(28,731.71)	15,424.75	1.0290	206	0.56	0.0066
3130AKCB0	125234	FHLB	10/13/2020	10/13/2021	0.125	0.125	500,000.00	500,189.99	0.00	239.58	1.0000	226	0.62	0.0070
313378JP7	124281	FHLB	09/20/2019	09/10/2021	2.375	1.767	1,000,000.00	1,030,301.25	(11,730.00)	11,281.25	1.0117	193	0.52	0.0059
3134G9AD9	124454	FHLMC	10/15/2019	04/28/2021	1.500	1.718	1,000,000.00	1,012,165.00	3,290.00	5,125.00	0.9967	58	0.16	0.0011
3134GXBC7	125289	FHLMC	11/18/2020	11/18/2022	0.180	0.180	3,000,000.00	3,001,769.52	0.00	1,545.00	1.0000	627	1.71	0.0385
59217GEE5	125361	CORP: METLIFE	01/29/2021	01/13/2023	1.950	0.260	500,000.00	518,091.88	(16,470.00)	1,300.00	1.0329	683	1.84	0.0449
61334ECZ97	125272	MUNI: Montgomery	10/29/2020	04/01/2022	4.000	0.201	1,700,000.00	1,799,101.66	(91,681.00)	28,333.33	1.0539	396	1.06	0.0179
8827237K9	124455	MUNI: TEXAS ST	10/16/2019	10/01/2021	2.315	1.610	2,000,000.00	2,060,310.28	(27,060.00)	19,420.28	1.0135	214	0.58	0.0068
VP4560000	124592	Wells Fargo	11/04/2019	03/01/2021	0.010	0.010	284,243.98	284,243.98	0.00	2.29	1.0000	0	0.00	0.0000
					1.859	0.891	10,974,243.98	11,230,713.33	(172,382.71)	82,671.48	1.0157	355	0.96	0.0181

Investment Report

March 1, 2021

CUSIP	ContNo	Issuer	Purchase Date	Maturity Date	Coupon	Yield to Maturity	Current Par	Market Value	(Premium)/Discount	Accrued Interest	Original Cost	Days To Maturity	Duration	Convexity
Stanton O&M														
27873JWL5	125304	CP: EBURY FIN	12/08/2020	09/20/2021	0.000	0.254	1,000,000.00	998,603.20	1,986.11	0.00	0.9980	203	0.56	0.0059
3135G05R0	125171	FNMA	08/11/2020	08/10/2023	0.300	0.338	1,000,000.00	999,540.00	1,142.00	175.00	0.9989	892	2.43	0.0724
83369BT48	125090	CP: Societe Generale	06/08/2020	06/04/2021	0.000	0.523	300,000.00	299,828.48	1,564.33	0.00	0.9948	95	0.26	0.0020
912828YC8	124618	US Treasury	11/21/2019	08/31/2021	1.500	1.598	1,500,000.00	1,517,058.25	2,693.04	62.50	0.9982	183	0.50	0.0054
N/A	125281	STANTON SBA	11/05/2020	03/01/2021	0.150	0.150	2,273,143.12	2,273,143.12	0.00	304.40	1.0000	0	0.00	0.0000
VP4560000	124615	Wells Fargo	11/21/2019	03/01/2021	0.010	0.010	1,444,763.24	1,444,763.24	0.00	7.14	1.0000	0	0.00	0.0000
					0.386	0.466	7,517,906.36	7,532,936.29	7,385.48	549.04	0.9990	186	0.51	0.0116
Stanton R&R														
05571BZ89	125302	CP: BCPE	12/09/2020	12/08/2021	0.000	0.320	500,000.00	498,882.83	1,592.50	0.00	0.9968	282	0.77	0.0098
534239EC8	124335	MUNI: LINCOLN NE	09/30/2019	08/15/2022	3.000	1.696	1,000,000.00	1,049,600.00	(36,420.00)	1,250.00	1.0364	532	1.44	0.0291
91282CBD2	125346	US Treasury	01/21/2021	12/31/2022	0.125	0.131	1,500,000.00	1,499,770.14	176.39	312.50	0.9999	670	1.84	0.0435
92818NGL6	124605	MUNI: VA STATE	11/20/2019	11/01/2024	2.200	2.101	115,000.00	122,495.96	(532.45)	836.31	1.0046	1,341	3.53	0.1474
VP4560000	124596	Wells Fargo	11/04/2019	03/01/2021	0.010	0.010	684,491.20	684,491.20	0.00	7.36	1.0000	0	0.00	0.0000
					0.907	0.606	3,799,491.20	3,855,240.13	(35,183.56)	2,406.17	1.0093	482	1.31	0.0306
STN Pool Summary					1.319	0.677	23,321,936.39	23,707,479.70	(254,110.79)	102,293.61	1.0109	322	0.88	0.0180
Stanton II Contingency														
3132X02W0	122213	FAMCA	06/29/2018	06/29/2021	2.750	2.750	200,000.00	204,354.22	0.00	947.22	1.0000	120	0.33	0.0028
89236THU2	125334	CP: Toyota Motor	01/11/2021	01/11/2024	0.450	0.373	500,000.00	504,068.65	(1,150.00)	312.50	1.0023	1,046	2.85	0.0970
VP4560000	124593	Wells Fargo	11/04/2019	03/01/2021	0.010	0.010	422,476.68	422,476.68	0.00	3.41	1.0000	0	0.00	0.0000
					0.694	0.660	1,122,476.68	1,130,899.55	(1,150.00)	1,263.13	1.0010	487	1.33	0.0437
Stanton II Debt Service 2012														
06945LQF8	125376	CP: Barton Capital	02/18/2021	03/15/2021	0.000	0.121	1,500,000.00	1,499,933.67	125.00	0.00	0.9999	14	0.04	0.0002
16537LQW4	125309	CP: CHESHAM FINANCE	12/09/2020	03/30/2021	0.000	0.292	1,000,000.00	999,890.07	894.17	0.00	0.9991	29	0.08	0.0005
X9X9USDADM1	123459	MORGAN STANLEY LIQ	03/12/2019	03/01/2021	0.030	0.030	663,264.54	663,264.54	0.00	25.35	1.0000	0	0.00	0.0000
					0.006	0.156	3,163,264.54	3,163,088.28	1,019.17	25.35	0.9997	16	0.04	0.0002
STANTON II DEBT SERVICE 2017A														
X9X9USDADM1	123460	MORGAN STANLEY LIQ	03/12/2019	03/01/2021	0.030	0.030	379,805.63	379,805.63	0.00	7.60	1.0000	0	0.00	0.0000
					0.030	0.030	379,805.63	379,805.63	0.00	7.60	1.0000	0	0.00	0.0000
STANTON II DEBT SERVICE 2017B														
06945LQF8	125377	CP: Barton Capital	02/18/2021	03/15/2021	0.000	0.121	1,000,000.00	999,955.78	83.33	0.00	0.9999	14	0.04	0.0002
16537LQW4	125310	CP: CHESHAM FINANCE	12/09/2020	03/30/2021	0.000	0.292	800,000.00	799,912.06	715.33	0.00	0.9991	29	0.08	0.0005
X9X9USDADM1	123461	MORGAN STANLEY LIQ	03/12/2019	03/01/2021	0.030	0.030	598,218.09	598,218.09	0.00	19.46	1.0000	0	0.00	0.0000
					0.007	0.155	2,398,218.09	2,398,085.93	798.66	19.46	0.9997	16	0.04	0.0002
STANTON II DEBT SERVICE POOLED LOAN 2020-1														
N/A	125215	Goldman Sachs M-Mkt	09/28/2020	03/01/2021	0.020	0.020	0.09	0.09	0.00	0.00	1.0000	0	0.00	0.0000
					0.020	0.020	0.09	0.09	0.00	0.00	1.0000	0	0.00	0.0000

Investment Report

March 1, 2021

<u>CUSIP</u>	<u>ContNo</u>	<u>Issuer</u>	<u>Purchase Date</u>	<u>Maturity Date</u>	<u>Coupon</u>	<u>Yield to Maturity</u>	<u>Current Par</u>	<u>Market Value</u>	<u>(Premium)/Discount</u>	<u>Accrued Interest</u>	<u>Original Cost</u>	<u>Days To Maturity</u>	<u>Duration</u>	<u>Convexity</u>
Stanton II Debt Service Reserve 2012														
85324TV29	125245	CP: STANDARD CHART	10/14/2020	08/02/2021	0.000	0.251	4,000,000.00	3,996,005.39	8,111.11	0.00	0.9980	154	0.42	0.0039
X9X9USDADM1	123458	MORGAN STANLEY LIQ	03/12/2019	03/01/2021	0.030	0.030	229,567.10	229,567.10	0.00	5.46	1.0000	0	0.00	0.0000
					0.002	0.239	4,229,567.10	4,225,572.49	8,111.11	5.46	0.9981	146	0.40	0.0037

Investment Report

March 1, 2021

<u>CUSIP</u>	<u>ContNo</u>	<u>Issuer</u>	<u>Purchase Date</u>	<u>Maturity Date</u>	<u>Coupon</u>	<u>Yield to Maturity</u>	<u>Current Par</u>	<u>Market Value</u>	<u>(Premium)/Discount</u>	<u>Accrued Interest</u>	<u>Original Cost</u>	<u>Days To Maturity</u>	<u>Duration</u>	<u>Convexity</u>
Stanton II General Reserve														
00850USM7	125085	CP: AGRI BK CHINA NY	05/29/2020	05/21/2021	0.000	0.756	1,000,000.00	999,551.27	7,338.33	0.00	0.9927	81	0.22	0.0016
02007GKL6	123888	CD: ALLY BK	06/27/2019	06/27/2022	2.250	2.250	249,000.00	256,865.63	0.00	982.36	1.0000	483	1.31	0.0247
02587DS66	124131	CD: American Express	08/28/2019	05/24/2022	2.400	1.949	245,000.00	253,338.43	(2,920.40)	1,562.63	1.0119	449	1.21	0.0219
035771W67	123871	MUNI: CITY ANNAPOLIS	06/25/2019	08/01/2026	2.901	2.482	360,000.00	398,319.30	(9,756.00)	870.30	1.0271	1,979	5.07	0.2920
05571BV34	125174	CP: BCPE	08/18/2020	08/03/2021	0.000	0.281	1,500,000.00	1,498,490.46	4,083.34	0.00	0.9973	155	0.42	0.0039
14042RMC2	123874	CD: CAPITAL 1 NA	06/26/2019	06/26/2023	2.250	2.250	249,000.00	261,780.86	0.00	997.71	1.0000	847	2.27	0.0654
14042TAX5	123873	CD: CAPITAL 1 NA	06/26/2019	06/26/2023	2.250	2.250	249,000.00	261,780.86	0.00	997.71	1.0000	847	2.27	0.0654
15118RRP4	124230	CD: CELTIC BANK	08/30/2019	08/30/2027	2.000	2.000	250,000.00	274,460.07	0.00	13.70	1.0000	2,373	6.11	0.4161
17312QM97	124132	CD: Citibank	08/28/2019	06/15/2022	3.100	1.949	245,000.00	255,876.61	(7,634.20)	1,581.42	1.0312	471	1.27	0.0237
23223PFG7	125294	MUNI: Cuyahoga Cnty	12/04/2020	12/01/2023	1.828	0.300	1,000,000.00	1,049,342.85	(45,470.00)	4,570.00	1.0455	1,005	2.69	0.0889
254673ZL3	124129	CD: Discover Bank	08/28/2019	06/26/2026	2.650	2.200	250,000.00	279,763.46	(7,092.50)	1,179.79	1.0284	1,943	5.00	0.2841
3130AABG2	120330	FHLB	04/27/2017	11/29/2021	1.875	1.867	500,000.00	511,715.83	(178.00)	2,395.83	1.0004	273	0.74	0.0097
3130AKCB0	125233	FHLB	10/13/2020	10/13/2021	0.125	0.125	1,000,000.00	1,000,379.99	0.00	479.17	1.0000	226	0.62	0.0070
31315PZS1	125349	FAMCA	01/20/2021	01/24/2023	2.130	2.156	300,000.00	313,213.25	150.00	656.75	0.9995	694	1.87	0.0462
3134GWQC3	125198	FHLMC	08/31/2020	11/18/2022	0.250	0.245	1,250,000.00	1,252,484.34	(125.00)	894.10	1.0001	627	1.71	0.0385
3134GXJF2	125320	FHLMC	12/30/2020	12/30/2022	0.200	0.200	1,000,000.00	1,000,701.36	0.00	338.89	1.0000	669	1.83	0.0431
3137EAEC9	120336	FHLMC	04/27/2017	08/12/2021	1.125	1.845	500,000.00	504,176.88	14,800.00	296.88	0.9704	164	0.45	0.0043
38149MBW2	123875	CD: GOLDMAN SACHS	06/26/2019	06/26/2023	2.350	2.350	249,000.00	262,401.67	0.00	1,042.05	1.0000	847	2.26	0.0653
404280BA6	124985	CORP: HSBC	03/11/2020	05/25/2023	3.600	1.650	1,000,000.00	1,086,259.15	(60,620.00)	9,600.00	1.0606	815	2.15	0.0604
438670Q79	124456	MUNI: CTY HONOLULU	10/16/2019	11/01/2022	2.512	1.721	750,000.00	784,075.00	(17,325.00)	6,280.00	1.0231	610	1.63	0.0368
4423315T7	124242	MUNI: HOUSTON	09/10/2019	03/01/2024	1.950	1.845	500,000.00	521,250.00	(2,255.00)	4,875.00	1.0045	1,096	2.90	0.1031
45506DWT8	123872	MUNI: INDIANA STATE	06/25/2019	07/01/2027	2.816	2.532	950,000.00	1,033,850.17	(19,475.00)	4,458.67	1.0205	2,313	5.86	0.3830
459200HP9	123963	CORP: IBM	07/15/2019	08/01/2023	3.375	2.423	500,000.00	540,067.92	(18,235.00)	1,406.25	1.0365	883	2.34	0.0697
61760AV55	124127	CD: MORGAN	08/28/2019	08/22/2024	2.000	2.000	250,000.00	264,796.40	0.00	95.89	1.0000	1,270	3.38	0.1353
64966MEB1	124124	MUNI: NYC	08/28/2019	08/01/2027	2.520	2.128	300,000.00	314,109.00	(8,526.00)	630.00	1.0284	2,344	5.99	0.3977
64966MGL7	123854	MUNI: NYC Trans Fin	06/21/2019	12/01/2024	2.900	2.355	2,875,000.00	3,112,733.75	(79,522.50)	20,843.75	1.0277	1,371	3.57	0.1513
64990AKS3	124122	MUNI: NYSHGR	08/28/2019	03/15/2022	2.950	1.872	160,000.00	166,969.46	(4,227.20)	2,177.46	1.0264	379	1.02	0.0167
67869TAD7	123970	MUNI: OKL CNTY SD	07/15/2019	06/01/2024	2.650	2.260	1,000,000.00	1,052,595.00	(17,870.00)	6,625.00	1.0179	1,188	3.13	0.1179
68607VT54	123966	MUNI: OREGON LOTTERY	07/15/2019	04/01/2025	2.946	2.270	1,000,000.00	1,101,241.83	(35,860.00)	12,356.83	1.0359	1,492	3.85	0.1744
69349LAG3	125381	CORP: PNC	02/19/2021	11/01/2022	2.700	0.305	750,000.00	789,126.54	(30,330.00)	6,637.50	1.0404	610	1.63	0.0369
69371RP427	125208	CORP: Paccar Fin'l	09/11/2020	08/09/2021	3.150	0.160	1,000,000.00	1,015,299.22	(27,210.00)	1,925.00	1.0272	161	0.44	0.0042
73474TAR1	123965	MUNI: PORT OF MORROW	07/15/2019	09/01/2025	2.302	2.423	500,000.00	531,500.00	3,435.00	5,786.97	0.9931	1,645	4.27	0.2110
73723RH6	124121	MUNI: CITY OF PORTS	08/28/2019	02/01/2027	2.000	1.967	500,000.00	528,618.48	(1,140.00)	773.48	1.0023	2,163	5.62	0.3526
7954503Q6	123877	CD: SALLIE MAE	06/26/2019	06/27/2022	2.250	2.248	249,000.00	257,456.10	0.00	982.36	1.0000	483	1.31	0.0247
864784GR8	125296	MUNI: SUFFOLKVA	12/04/2020	06/01/2024	0.750	0.391	1,000,000.00	1,019,125.08	(12,440.00)	1,875.00	1.0124	1,188	3.22	0.1225
88213AGC3	124126	MUNI: TEXAS A&M UNIV	08/28/2019	05/15/2027	2.508	2.058	100,000.00	108,178.89	(3,175.00)	734.39	1.0318	2,266	5.78	0.3732

Investment Report

March 1, 2021

CUSIP	ContNo	Issuer	Purchase Date	Maturity Date	Coupon	Yield to Maturity	Current Par	Market Value	(Premium)/Discount	Accrued Interest	Original Cost	Days To Maturity	Duration	Convexity
Stanton II General Reserve (Continued)														
88213AHL2	123968	MUNI: TEXAS A&M UNIV	07/15/2019	05/15/2024	2.884	2.215	500,000.00	544,903.39	(15,195.00)	4,245.89	1.0304	1,171	3.07	0.1145
912828QN3	111818	US Treasury	05/20/2011	05/15/2021	3.125	3.208	500,000.00	512,641.78	3,515.60	4,575.28	0.9930	75	0.21	0.0015
912828W89	121938	US Treasury	04/19/2018	03/31/2022	1.875	2.624	1,050,000.00	1,083,984.22	29,326.17	8,266.57	0.9721	395	1.07	0.0178
91282CBD2	125344	US Treasury	01/21/2021	12/31/2022	0.125	0.131	1,500,000.00	1,499,770.14	176.39	312.50	0.9999	670	1.84	0.0435
949763RK4	124130	CD: WELLS FARGO	08/28/2019	06/14/2022	3.100	1.949	245,000.00	254,615.74	(7,663.60)	312.12	1.0313	470	1.26	0.0237
VP4560000	124594	Wells Fargo	11/04/2019	03/01/2021	0.010	0.010	918,280.99	918,280.99	0.00	7.30	1.0000	0	0.00	0.0000
					1.815	1.400	28,493,280.99	29,676,091.37	(371,420.57)	124,642.50	1.0130	862	2.27	0.0916
Stanton II O&M														
05990CW18	125217	CP: BCI MIAMI	09/30/2020	09/01/2021	0.000	0.458	2,000,000.00	1,997,527.97	8,400.00	0.00	0.9958	184	0.50	0.0051
27873JWL5	125305	CP: EBURY FIN	12/08/2020	09/20/2021	0.000	0.254	1,000,000.00	998,603.20	1,986.11	0.00	0.9980	203	0.56	0.0059
3132X02W0	122214	FAMCA	06/29/2018	06/29/2021	2.750	2.750	2,500,000.00	2,554,427.78	0.00	11,840.28	1.0000	120	0.33	0.0028
32110YQQ1	125210	CD: First Natl Bk Am	09/17/2020	09/17/2021	0.100	0.100	250,000.00	249,954.36	0.00	8.22	1.0000	200	0.55	0.0058
59740JZK8	125212	CD: MIDFIRST BANK	09/23/2020	09/23/2021	0.100	0.100	250,000.00	250,052.09	0.00	108.90	1.0000	206	0.56	0.0060
83369BT48	125091	CP: Societe Generale	06/08/2020	06/04/2021	0.000	0.523	1,500,000.00	1,499,142.38	7,821.66	0.00	0.9948	95	0.26	0.0020
9128282F6	124029	US Treasury	07/25/2019	08/31/2021	1.125	1.314	1,500,000.00	1,512,408.86	5,859.37	45.86	0.9961	183	0.50	0.0054
N/A	125282	STANTON II SBA	11/05/2020	03/01/2021	0.150	0.150	441,845.07	441,845.07	0.00	165.42	1.0000	0	0.00	0.0000
VP4560000	125385	Wells Fargo	12/31/2020	03/01/2021	0.010	0.010	3,167,907.65	3,167,907.65	0.00	12.85	1.0000	0	0.00	0.0000
					0.691	0.868	12,609,752.72	12,671,869.36	24,067.14	12,181.53	0.9981	110	0.30	0.0029
STANTON II PROJECT FUND 2020 POOLED LOAN														
N/A	125118	Goldman Sachs M-Mkt	06/25/2020	03/01/2021	0.020	0.020	0.05	0.05	0.00	0.00	1.0000	0	0.00	0.0000
					0.020	0.020	0.05	0.05	0.00	0.00	1.0000	0	0.00	0.0000
Stanton II R&R														
05571BZ89	125301	CP: BCPE	12/09/2020	12/08/2021	0.000	0.320	500,000.00	498,882.83	1,592.50	0.00	0.9968	282	0.77	0.0098
3130AF5B9	124461	FHLB	10/15/2019	10/12/2021	3.000	1.589	550,000.00	571,271.25	(15,154.60)	6,325.00	1.0276	225	0.61	0.0074
89236THU2	125332	CORP: TOYOTA	01/11/2021	01/11/2024	0.450	0.373	500,000.00	504,068.65	(1,150.00)	312.50	1.0023	1,046	2.85	0.0970
VP4560000	124595	Wells Fargo	11/04/2019	03/01/2021	0.010	0.010	83,997.82	83,997.82	0.00	4.62	1.0000	0	0.00	0.0000
					1.148	0.747	1,633,997.82	1,658,220.55	(14,712.10)	6,642.12	1.0090	482	1.31	0.0352
STANTON II SUBORDINATED DEBT FUND 2020														
X9X9USDADM1	125145	MORGAN STANLEY LIQ	07/27/2020	03/01/2021	0.030	0.030	238,409.73	238,409.73	0.00	4.77	1.0000	0	0.00	0.0000
					0.030	0.030	238,409.73	238,409.73	0.00	4.77	1.0000	0	0.00	0.0000
STN2 Pool Summary					1.164	1.008	54,268,773.44	55,542,043.03	(353,286.59)	144,791.92	1.0065	516	1.36	0.0511
Tri City Contingency														
05571BZ89	125300	CP: BCPE	12/09/2020	12/08/2021	0.000	0.320	250,000.00	249,441.42	796.25	0.00	0.9968	282	0.77	0.0098
419792KE5	124474	MUNI: HAWAII ST GO	10/28/2019	10/01/2021	1.934	1.673	500,000.00	511,648.53	(2,445.00)	4,056.03	1.0049	214	0.58	0.0068
914745FV1	124577	Muni Univ of Alabama	11/06/2019	10/01/2021	4.000	1.711	205,000.00	215,455.57	(8,747.35)	3,439.44	1.0427	214	0.58	0.0070
VP4560000	124597	Wells Fargo	11/04/2019	03/01/2021	0.010	0.010	163,111.67	163,111.67	0.00	1.32	1.0000	0	0.00	0.0000
					1.600	1.135	1,118,111.67	1,139,657.19	(10,396.10)	7,496.79	1.0093	198	0.54	0.0065

Investment Report

March 1, 2021

<u>CUSIP</u>	<u>ContNo</u>	<u>Issuer</u>	<u>Purchase Date</u>	<u>Maturity Date</u>	<u>Coupon</u>	<u>Yield to Maturity</u>	<u>Current Par</u>	<u>Market Value</u>	<u>(Premium)/Discount</u>	<u>Accrued Interest</u>	<u>Original Cost</u>	<u>Days To Maturity</u>	<u>Duration</u>	<u>Convexity</u>
Tri City General Reserve														
12509RTU5	125120	CP: CDP Financial	07/08/2020	06/28/2021	0.000	0.251	250,000.00	249,815.31	616.32	0.00	0.9975	119	0.33	0.0027
3133ELT53	125162	FFCB	07/30/2020	04/13/2023	0.370	0.370	200,000.00	199,865.67	0.00	283.67	1.0000	773	2.11	0.0560
VP4560000	124598	Wells Fargo	11/04/2019	03/01/2021	0.010	0.010	220,104.80	220,104.80	0.00	1.77	1.0000	0	0.00	0.0000
					0.114	0.207	670,104.80	669,785.78	616.32	285.44	0.9991	275	0.75	0.0177
Tri City O&M														
N/A	125283	TRI CITY SBA	11/05/2020	03/01/2021	0.150	0.150	697,605.94	697,605.94	0.00	86.82	1.0000	0	0.00	0.0000
VP4560000	124614	Wells Fargo	11/21/2019	03/01/2021	0.010	0.010	328,621.53	328,621.53	0.00	2.32	1.0000	0	0.00	0.0000
					0.105	0.105	1,026,227.47	1,026,227.47	0.00	89.14	1.0000	0	0.00	0.0000
Tri City R&R														
12509RTU5	125121	CP: CDP FINANCIAL	07/08/2020	06/28/2021	0.000	0.251	150,000.00	149,889.18	369.79	0.00	0.9975	119	0.33	0.0027
196707B85	124471	MUNI COLORADO ST BRD	10/25/2019	03/01/2021	3.172	1.770	215,000.00	216,902.75	(3,994.70)	3,428.84	1.0186	0	0.00	0.0000
31422BNE6	124463	FAMCA	10/25/2019	10/21/2021	1.600	1.631	185,000.00	188,655.19	112.66	1,068.89	0.9994	234	0.64	0.0077
606822AL8	125330	CP: MUFG Bank	01/11/2021	02/22/2022	2.998	0.234	258,000.00	265,421.31	(7,928.34)	193.37	1.0307	358	0.97	0.0149
72345SKP5	125317	CD: PINNACLE BANK	12/18/2020	10/21/2021	1.150	0.151	245,000.00	246,654.80	(2,060.45)	61.75	1.0084	234	0.64	0.0076
9127964F3	125259	US Treasury	10/28/2020	03/04/2021	0.000	0.081	200,000.00	199,998.54	56.44	0.00	0.9997	3	0.01	0.0000
VP4560000	124578	Wells Fargo	11/04/2019	03/01/2021	0.010	0.010	55,836.98	55,836.98	0.00	1.09	1.0000	0	0.00	0.0000
					1.554	0.637	1,308,836.98	1,323,358.75	(13,444.60)	4,753.94	1.0103	162	0.44	0.0058
TRI Pool Summary					0.972	0.570	4,123,280.92	4,159,029.19	(23,224.38)	12,625.31	1.0056	150	0.41	0.0065
Open Investments					0.832	0.595	418,593,642.72	425,321,271.11	(1,864,542.27)	830,638.25	1.0045	341	0.87	0.0440