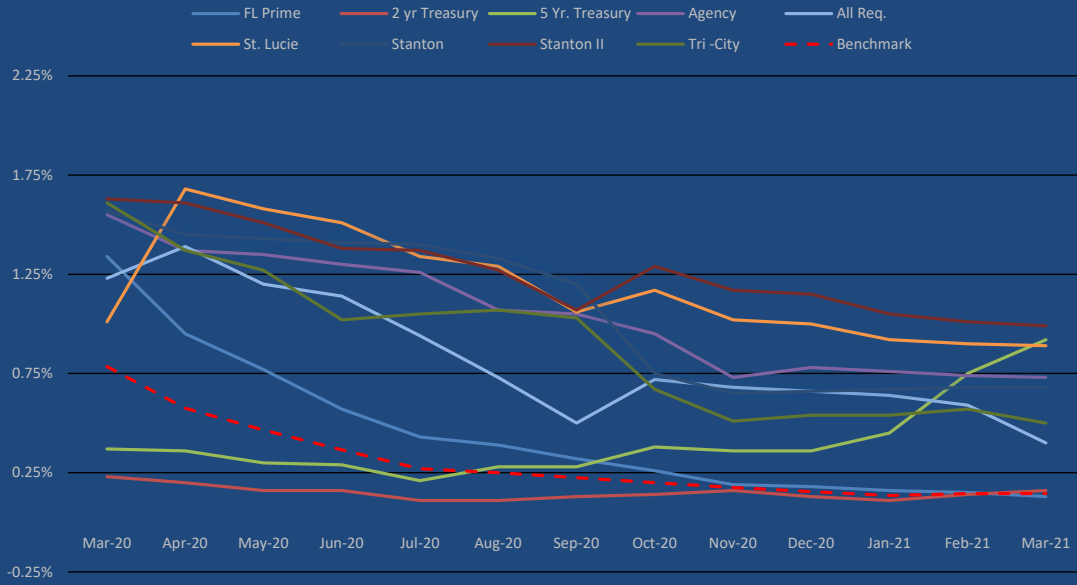
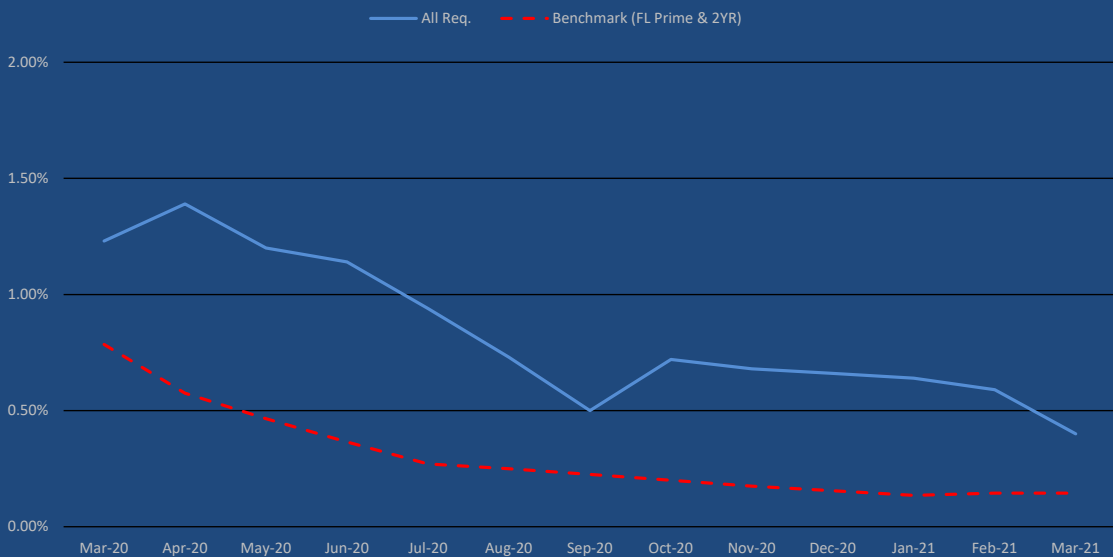


**FMPA BOD Projects Total Weighted Average Yield vs.
Florida Prime and 2 YR & 5YR Treasury
(MAR 2020 - MAR 2021)**



Month	FL Prime	2 yr Treasury	5 Yr. Treasury	Agency	All Req.	St. Lucie	Stanton	Stanton II	Tri-City
3/31/2020	1.34%	0.23%	0.37%	1.55%	1.23%	1.01%	1.57%	1.63%	1.61%
4/30/2020	0.95%	0.20%	0.36%	1.37%	1.39%	1.68%	1.45%	1.61%	1.37%
5/31/2020	0.77%	0.16%	0.30%	1.35%	1.20%	1.58%	1.43%	1.51%	1.27%
6/30/2020	0.57%	0.16%	0.29%	1.30%	1.14%	1.51%	1.41%	1.38%	1.02%
7/31/2020	0.43%	0.11%	0.21%	1.26%	0.94%	1.34%	1.40%	1.37%	1.05%
8/31/2020	0.39%	0.11%	0.28%	1.07%	0.73%	1.29%	1.33%	1.27%	1.07%
9/30/2020	0.32%	0.13%	0.28%	1.05%	0.50%	1.06%	1.20%	1.07%	1.03%
10/31/2020	0.26%	0.14%	0.38%	0.95%	0.72%	1.17%	0.75%	1.29%	0.67%
11/30/2020	0.19%	0.16%	0.36%	0.73%	0.68%	1.02%	0.65%	1.17%	0.51%
12/31/2020	0.18%	0.13%	0.36%	0.78%	0.66%	1.00%	0.66%	1.15%	0.54%
1/31/2021	0.16%	0.11%	0.45%	0.76%	0.64%	0.92%	0.67%	1.05%	0.54%
2/28/2021	0.15%	0.14%	0.75%	0.74%	0.59%	0.90%	0.68%	1.01%	0.57%
3/31/2021	0.13%	0.16%	0.92%	0.73%	0.40%	0.89%	0.68%	0.99%	0.50%

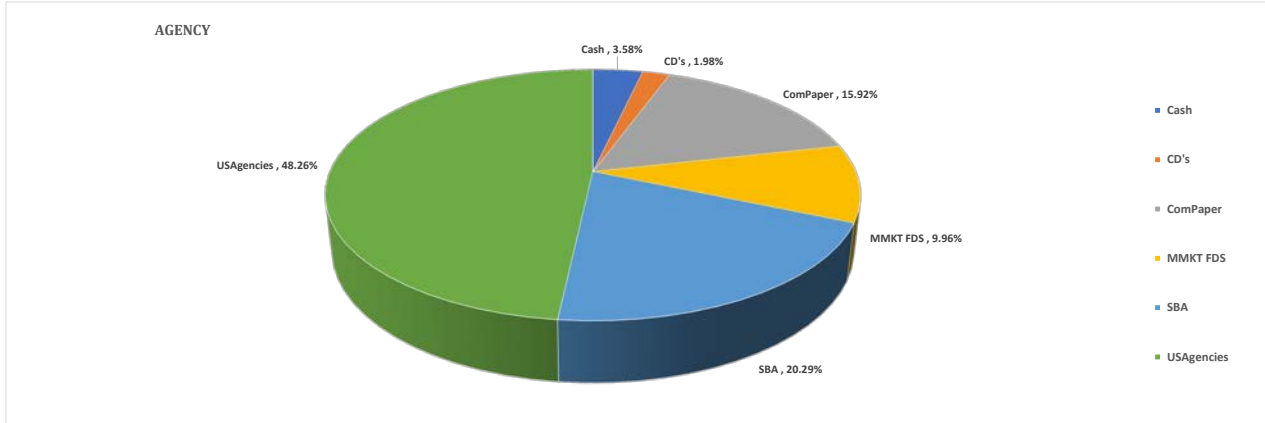
**FMPA All-Requirements Total Weighted Average Yield vs.
Florida Prime and 2 Year Treasury
(MAR 2020 - MAR 2021)**



FMPA_MonthlyDiversification 3/31/2021

AGENCY

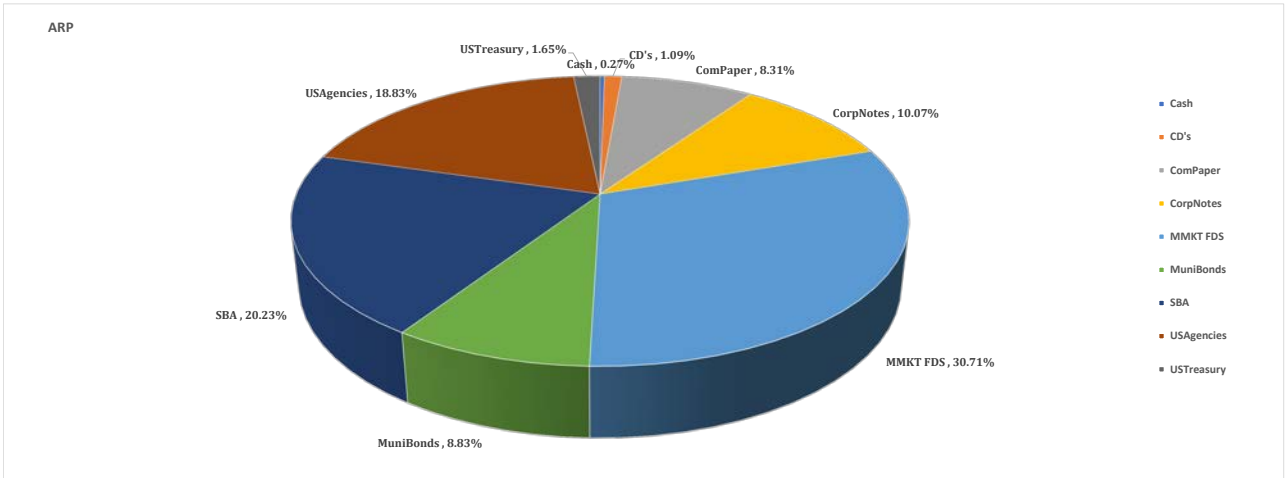
Sum of value	Column Labels						Grand Total
Row Labels	Cash	CD's	ComPaper	MMKT FDS	SBA	USAgencies	
AGN	450,000.00						450,000.00
AGN-O&M		248,225.84	1,998,378.96	1,250,910.01	2,547,425.61	6,058,839.98	12,103,780.40
Grand Total	450,000.00	248,225.84	1,998,378.96	1,250,910.01	2,547,425.61	6,058,839.98	12,553,780.40
% OF TOTAL	3.58%	1.98%	15.92%	9.96%	20.29%	48.26%	100%



* Cash from Checking account

ARP

Sum of value	Column Labels										Grand Total
Row Labels	Cash	CD's	ComPaper	CorpNotes	MMKT FDS	MuniBonds	SBA	USAgencies	USTreasury		
ARP	450,000.00										450,000.00
ARP-GEN		512,460.36	2,997,829.94		1,761,476.15	778,838.75		2,500,274.82			8,550,880.02
ARP-O&M		1,292,127.56	1,998,683.92	5,623,405.38	424,273.11	4,761,284.61	33,467,932.09	22,806,722.30	1,608,486.21		71,982,915.18
ARP RPA			4,999,487.71		412,040.54						5,411,528.25
ARP-CON13A			998,794.81		1,679,089.22						2,677,884.03
ARP-R&R			999,776.21	8,208,460.26	1,107,549.03	8,758,642.14		5,840,822.36	1,119,065.75		26,034,315.75
ARP-SOLAR			1,749,463.37	1,749,932.50	252,928.89						3,752,324.76
ARP-CONT				1,075,544.02	45,087.47	307,374.45					1,428,005.94
ARP-2019A					2,163,473.66						2,163,473.66
ARP-2019B					877,659.56						877,659.56
ARP-DS15B					5,563,897.44						5,563,897.44
ARP-DS16A					29,594,343.84						29,594,343.84
ARP-DS17A					1,740,819.45						1,740,819.45
ARP-DS17B					4,111,380.30						4,111,380.30
ARP-DS18A					1,059,417.52						1,059,417.52
ARP-SUBDBT					2.51						2.51
Grand Total	450,000.00	1,804,587.92	13,744,035.96	16,657,342.16	50,793,438.69	14,606,139.95	33,467,932.09	31,147,819.48	2,727,551.96		165,398,848.21
% of TOTAL	0.27%	1.09%	8.31%	10.07%	30.71%	8.83%	20.23%	18.83%	1.65%		100%

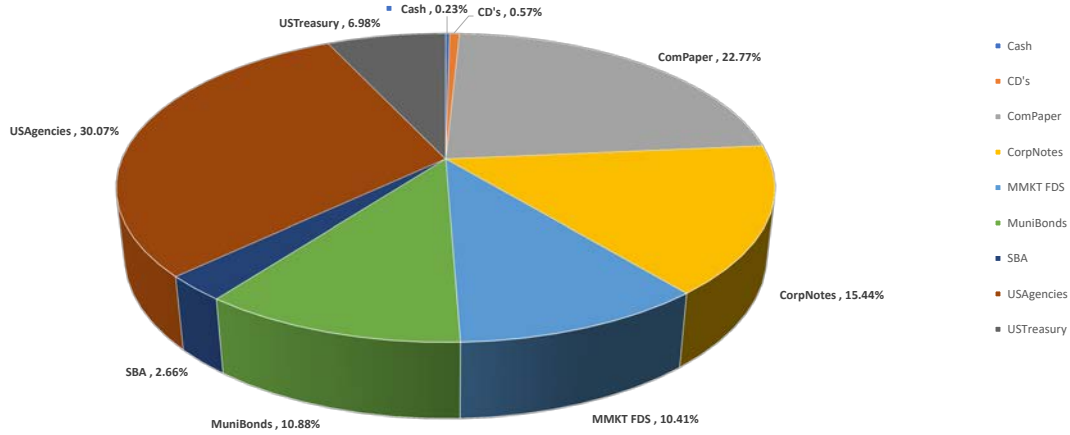


*Cash from Checking account

STL

Sum of value	Column Labels									
Row Labels	Cash	CD's	ComPaper	CorpNotes	MMKT FDS	MuniBonds	SBA	USAgencies	USTreasury	Grand Total
SL	200,000.00									200,000.00
STL-O&M		500,048.91		1,036,360.54	2,612,631.15		2,321,632.47	999,636.67	3,061,205.60	10,531,515.34
STL NFS			6,499,302.81		7,870.50					6,507,173.31
STL-12-DSR			3,400,866.81		58,966.23					3,459,833.04
STL-DECOM			3,992,490.31		291,624.18	1,048,966.27		593,341.81	2,532,369.25	8,458,791.82
STL-GEN			3,293,835.55	10,089,243.45	960,159.63	7,317,489.79		16,781,963.82		38,442,692.24
STL-R&R			2,696,566.23	518,180.27	633,389.25	509,903.33		2,542,172.19	500,007.40	7,400,218.67
STL-CONT				520,846.93	289,866.69	522,215.44		1,002,808.33		2,335,737.39
STL-DSR11				1,318,483.14	276,498.50	106,324.05		4,344,881.87		6,046,187.56
STL-12-DS					1,471,927.35					1,471,927.35
STL-DS10					1,119,738.25					1,119,738.25
STL-DS13A					773,079.17					773,079.17
STL-DS2011					592,591.46					592,591.46
Grand Total	200,000.00	500,048.91	19,883,061.71	13,483,114.33	9,088,342.36	9,504,898.88	2,321,632.47	26,264,804.69	6,093,582.25	87,339,485.60
% OF TOTAL	0.23%	0.57%	22.77%	15.44%	10.41%	10.88%	2.66%	30.07%	6.98%	100%

STL

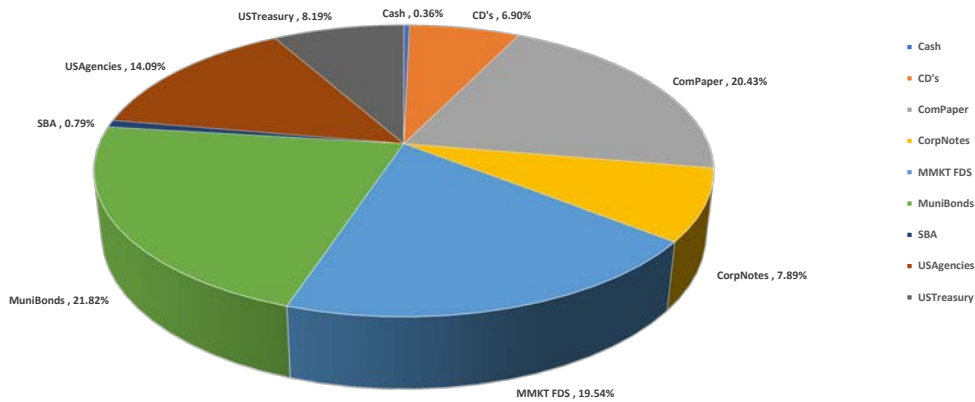


* Cash from Checking account

STANTON 2

Sum of value	Column Labels									
Row Labels	Cash	CD's	ComPaper	CorpNotes	MMKT FDS	MuniBonds	SBA	USAgencies	USTreasury	Grand Total
STN2	200,000.00									200,000.00
STN2-GEN		3,379,113.12	2,498,612.65	3,431,327.70	446,512.59	12,272,019.47		4,585,044.41	3,089,773.62	29,702,403.56
STN2-O&M		500,050.25	4,995,463.72		2,102,101.28		441,894.87	2,560,156.94	1,513,830.39	12,113,497.45
STN2-12DSR			3,996,926.10		229,571.54					4,226,497.64
STN2-CONT				504,196.80	422,479.92			204,812.56		1,131,489.28
STN2-R&R				504,196.80	367,278.64			572,646.25		1,444,121.69
STN2-12DS					3,795,701.75					3,795,701.75
STN2-DS17A					455,761.42					455,761.42
STN2-DS17B					2,877,690.97					2,877,690.97
STN2-DS20					286,078.53					286,078.53
STN2-PR20					0.05					0.05
STN2-REV20					4,605.84					4,605.84
STN2-SUBDT					15.07					15.07
Grand Total	200,000.00	3,879,163.37	11,491,002.47	4,439,721.30	10,987,797.60	12,272,019.47	441,894.87	7,922,660.16	4,603,604.01	56,237,863.25
% OF TOTAL	0.36%	6.90%	20.43%	7.89%	19.54%	21.82%	0.79%	14.09%	8.19%	100%

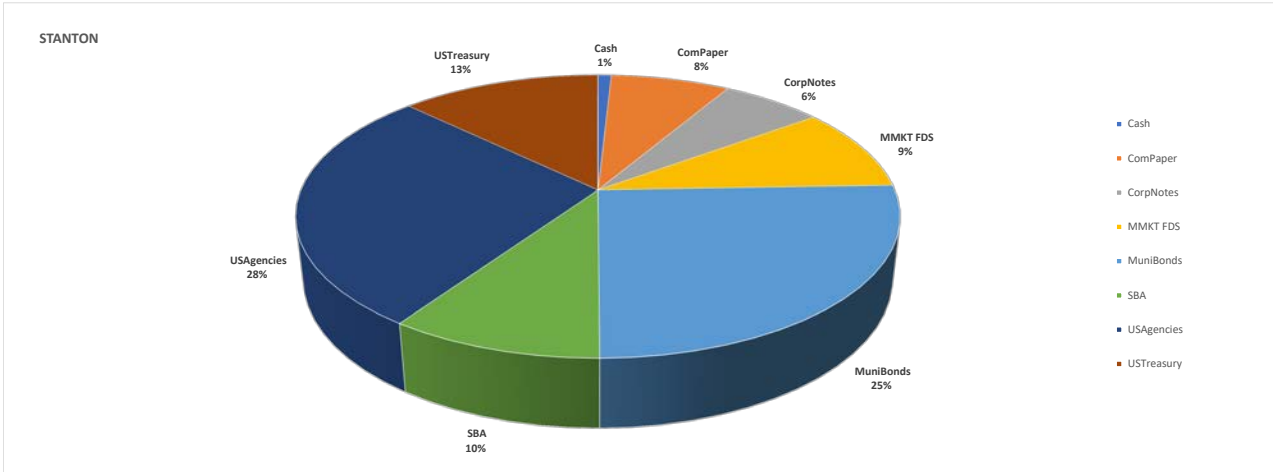
STANTON 2



* Cash from Checking account

STN

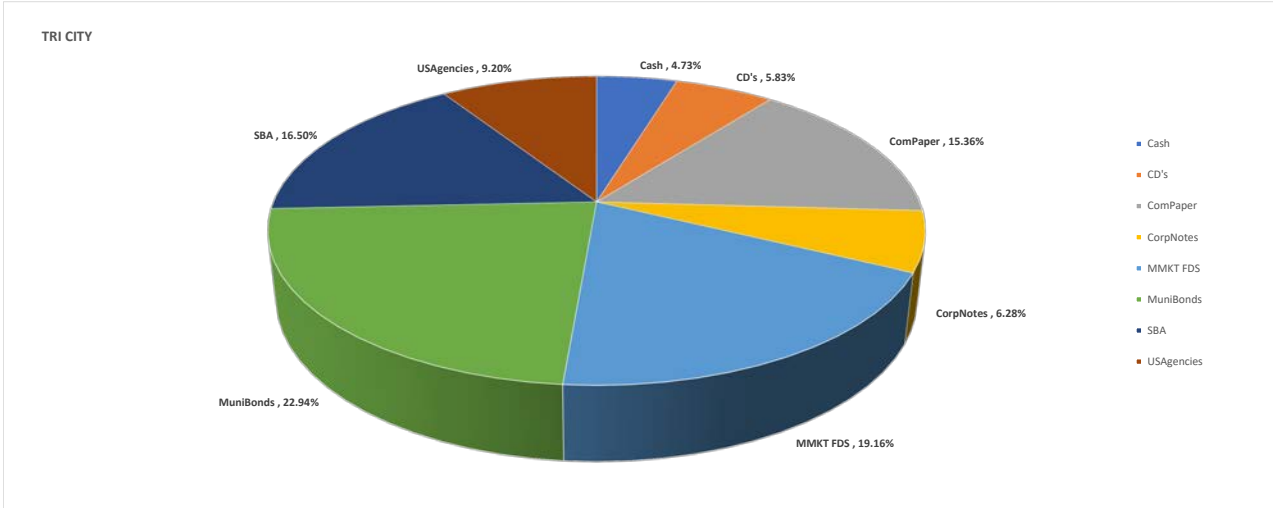
Sum of value	Column Labels								
Row Labels	Cash	ComPaper	CorpNotes	MMKT FDS	MuniBonds	SBA	USAgencies	USTreasury	Grand Total
STN	200,000.00								200,000.00
STN-O&M		1,298,777.74		1,440,955.75		2,273,399.25	999,790.00	1,518,995.75	7,531,918.49
STN-R&R		499,055.89		467,533.99	1,174,813.82			1,500,022.20	3,641,425.90
STN-GEN			1,525,255.80	313,693.66	3,806,257.84		5,536,451.50		11,181,658.80
STN-CONT				30,295.08	1,038,451.67		-		1,068,746.75
Grand Total	200,000.00	1,797,833.63	1,525,255.80	2,252,478.48	6,019,523.33	2,273,399.25	6,536,241.50	3,019,017.95	23,623,749.94
% OF TOTAL	0.85%	7.61%	6.46%	9.53%	25.48%	9.62%	27.67%	12.78%	100%



* Cash from Checking account

TRI CITY

Sum of value	Column Labels								
Row Labels	Cash	CD's	ComPaper	CorpNotes	MMKT FDS	MuniBonds	SBA	USAgencies	Grand Total
TC	200,000.00								200,000.00
TRI-R&R		246,452.91	149,922.28	265,455.85	148,774.65	250,340.07		188,901.86	1,249,847.62
TRI-CONT			249,527.94		163,112.92	719,608.63			1,132,249.49
TRI-GEN			249,870.46		220,106.49			199,927.33	669,904.28
TRI-O&M					278,237.80		697,684.55		975,922.35
Grand Total	200,000.00	246,452.91	649,320.68	265,455.85	810,231.86	969,948.70	697,684.55	388,829.19	4,227,923.74
% OF TOTAL	4.73%	5.83%	15.36%	6.28%	19.16%	22.94%	16.50%	9.20%	100.00%



*Cash from Checking account

Investment Report

April 1, 2021

CUSIP	ContNo	Issuer	Purchase Date	Maturity Date	Coupon	Yield to Maturity	Current Par	Market Value	(Premium)/Discount	Accrued Interest	Original Cost	Days To Maturity	Duration	Convexity
Agency O&M														
05990CUD4	125179	CP: BCI MIAMI	08/21/2020	07/13/2021	0.000	0.401	1,000,000.00	999,372.77	3,622.22	0.00	0.9964	103	0.28	0.0022
3130AJZ44	125205	FHLB	09/10/2020	08/20/2021	0.125	0.131	1,000,000.00	999,582.36	57.00	142.36	0.9999	141	0.39	0.0034
3130AKCB0	125284	FHLB	11/12/2020	10/13/2021	0.125	0.125	1,500,000.00	1,500,757.17	0.00	875.00	1.0000	195	0.53	0.0056
3132X0T84	123046	FAMCA	04/30/2018	04/19/2021	2.650	2.745	2,500,000.00	2,558,225.00	6,750.00	29,812.50	0.9973	18	0.05	0.0003
3133EMCG5	125270	FFCB	10/29/2020	10/08/2021	0.100	0.127	1,000,000.00	1,000,275.45	250.00	480.56	0.9998	190	0.52	0.0054
40588LW39	125297	CP: HALKIN FINANCE	12/08/2020	09/03/2021	0.000	0.274	1,000,000.00	999,006.19	2,017.50	0.00	0.9980	155	0.42	0.0039
87270LBS1	124438	CD: TIAA FSB	10/16/2019	08/04/2021	2.750	1.847	245,000.00	248,225.84	(3,885.70)	1,033.70	1.0159	125	0.34	0.0029
N/A	125278	AGENCY SBA	11/05/2020	04/01/2021	0.130	0.130	2,547,425.61	2,547,425.61	0.00	300.00	1.0000	0	0.00	0.0000
VP4560000	124711	Wells Fargo	11/26/2019	04/01/2021	0.010	0.010	1,250,910.01	1,250,910.01	0.00	8.81	1.0000	0	0.00	0.0000
					0.669	0.729	12,043,335.62	12,103,780.40	8,811.02	32,652.93	0.9993	79	0.22	0.0021
		AGN Pool Summary			0.669	0.729	12,043,335.62	12,103,780.40	8,811.02	32,652.93	0.9993	79	0.22	0.0021
All Requirements Construction 2013A														
30229AWW5	125392	CP: Exxon Mobil Corp	03/12/2021	09/30/2021	0.000	0.142	1,000,000.00	998,794.81	785.56	0.00	0.9992	182	0.50	0.0050
N/A	116079	Goldman Sachs M-Mkt	09/17/2013	04/01/2021	0.030	0.030	1,679,089.22	1,679,089.22	0.00	29.24	1.0000	0	0.00	0.0000
					0.019	0.072	2,679,089.22	2,677,884.03	785.56	29.24	0.9997	68	0.19	0.0019
All Requirements Contingency														
74153WCL1	125397	CORP: PRICOA GL FD	03/25/2021	09/23/2024	2.400	0.610	1,000,000.00	1,075,544.02	(61,800.00)	533.33	1.0618	1,271	3.36	0.1347
79642B3M3	120585	MUNI: SANWTR	06/20/2017	05/15/2023	5.000	1.390	270,000.00	307,374.45	(55,047.60)	5,100.00	1.2039	774	2.01	0.0544
VP4560000	124582	Wells Fargo	11/04/2019	04/01/2021	0.010	0.010	45,087.47	45,087.47	0.00	5.08	1.0000	0	0.00	0.0000
					2.852	0.750	1,315,087.47	1,428,005.94	(116,847.60)	5,638.41	1.0889	1,125	2.97	0.1136
All Requirements Debt Service 2015B														
N/A	118434	Goldman Sachs M-Mkt	01/28/2016	04/01/2021	0.030	0.030	5,563,897.44	5,563,897.44	0.00	48.09	1.0000	0	0.00	0.0000
					0.030	0.030	5,563,897.44	5,563,897.44	0.00	48.09	1.0000	0	0.00	0.0000
ALL REQUIREMENTS DEBT SERVICE 2016A														
N/A	118861	Goldman Sachs M-Mkt	05/12/2016	04/01/2021	0.030	0.030	29,594,343.84	29,594,343.84	0.00	267.09	1.0000	0	0.00	0.0000
					0.030	0.030	29,594,343.84	29,594,343.84	0.00	267.09	1.0000	0	0.00	0.0000
ALL REQUIREMENTS DEBT SERVICE 2017A														
N/A	120615	Goldman Sachs M-Mkt	06/30/2017	04/01/2021	0.030	0.030	1,740,819.45	1,740,819.45	0.00	30.28	1.0000	0	0.00	0.0000
					0.030	0.030	1,740,819.45	1,740,819.45	0.00	30.28	1.0000	0	0.00	0.0000
ALL REQUIREMENTS DEBT SERVICE 2017B														
N/A	120616	Goldman Sachs M-Mkt	06/30/2017	04/01/2021	0.030	0.030	4,111,380.30	4,111,380.30	0.00	38.58	1.0000	0	0.00	0.0000
					0.030	0.030	4,111,380.30	4,111,380.30	0.00	38.58	1.0000	0	0.00	0.0000
ALL REQUIREMENTS DEBT SERVICE 2018A														
N/A	122318	Goldman Sachs M-Mkt	07/26/2018	04/01/2021	0.030	0.030	1,059,417.52	1,059,417.52	0.00	33.26	1.0000	0	0.00	0.0000
					0.030	0.030	1,059,417.52	1,059,417.52	0.00	33.26	1.0000	0	0.00	0.0000
ALL REQUIREMENTS DEBT SERVICE 2019A														
N/A	124837	Goldman Sachs M-Mkt	11/25/2019	04/01/2021	0.030	0.030	2,163,473.66	2,163,473.66	0.00	5.52	1.0000	0	0.00	0.0000
					0.030	0.030	2,163,473.66	2,163,473.66	0.00	5.52	1.0000	0	0.00	0.0000

Investment Report

April 1, 2021

<u>CUSIP</u>	<u>ContNo</u>	<u>Issuer</u>	<u>Purchase Date</u>	<u>Maturity Date</u>	<u>Coupon</u>	<u>Yield to Maturity</u>	<u>Current Par</u>	<u>Market Value</u>	<u>(Premium)/Discount</u>	<u>Accrued Interest</u>	<u>Original Cost</u>	<u>Days To Maturity</u>	<u>Duration</u>	<u>Convexity</u>
ALL REQUIREMENTS DEBT SERVICE 2019B														
N/A	124838	Goldman Sachs M-Mkt	11/25/2019	04/01/2021	0.030	0.030	877,659.56	877,659.56	0.00	13.41	1.0000	0	0.00	0.0000
					0.030	0.030	877,659.56	877,659.56	0.00	13.41	1.0000	0	0.00	0.0000
All Requirements General Reserve														
05571BV34	125256	CP: BCPE	10/20/2020	08/03/2021	0.000	0.342	2,000,000.00	1,998,448.59	5,444.44	0.00	0.9973	124	0.34	0.0028
05990CUD4	125257	CP: BCI MIAMI	10/20/2020	07/13/2021	0.000	0.499	1,000,000.00	999,381.35	3,622.22	0.00	0.9964	103	0.28	0.0022
3133ELW67	125140	FFCB	07/21/2020	07/21/2022	0.220	0.245	1,500,000.00	1,500,169.17	750.00	641.67	0.9995	476	1.30	0.0238
31422XCS9	125394	FAMCA	03/16/2021	06/16/2023	0.200	0.200	1,000,000.00	1,000,105.65	0.00	83.33	1.0000	806	2.20	0.0602
372348BZ4	122077	CD: GENOA	02/28/2018	02/28/2023	2.550	2.550	245,000.00	256,082.90	0.00	51.35	1.0000	698	1.87	0.0465
61334ECZ97	125271	MUNI: Montgomery	10/29/2020	04/01/2022	4.000	0.201	750,000.00	778,838.75	(40,447.50)	15,000.00	1.0539	365	0.97	0.0158
87270LBF9	121723	CD: TIAA FSB	02/23/2018	02/23/2023	2.500	2.500	245,000.00	256,377.46	0.00	620.89	1.0000	693	1.86	0.0459
VP4560000	124710	Wells Fargo	11/25/2019	04/01/2021	0.010	0.010	1,761,476.15	1,761,476.15	0.00	11.47	1.0000	0	0.00	0.0000
					0.563	0.371	8,501,476.15	8,550,880.02	(30,630.84)	16,408.71	1.0036	292	0.79	0.0163
ALL REQUIREMENTS GENERAL RESERVE RPA														
0347M2SL1	125387	CP: Anglesea Funding	03/08/2021	05/20/2021	0.000	0.111	1,000,000.00	999,780.70	223.06	0.00	0.9998	49	0.13	0.0009
04821TRV9	125410	CP: ATLANTIC ASSET	03/31/2021	04/29/2021	0.000	0.081	1,000,000.00	999,896.85	64.44	0.00	0.9999	28	0.08	0.0004
2063C0RL8	125383	CP: CONCORD MINUTE	02/25/2021	04/20/2021	0.000	0.121	2,000,000.00	1,999,873.44	360.00	0.00	0.9998	19	0.05	0.0003
2063C0RL8	125389	CP: CONCORD MINUTE	03/08/2021	04/20/2021	0.000	0.142	1,000,000.00	999,936.72	167.22	0.00	0.9998	19	0.05	0.0003
VP4560000	124584	Wells Fargo	11/04/2019	04/01/2021	0.010	0.010	412,040.54	412,040.54	0.00	7.76	1.0000	0	0.00	0.0000
					0.001	0.107	5,412,040.54	5,411,528.25	814.72	7.76	0.9998	25	0.07	0.0004

Investment Report

April 1, 2021

<u>CUSIP</u>	<u>ContNo</u>	<u>Issuer</u>	<u>Purchase Date</u>	<u>Maturity Date</u>	<u>Coupon</u>	<u>Yield to Maturity</u>	<u>Current Par</u>	<u>Market Value</u>	<u>(Premium)/Discount</u>	<u>Accrued Interest</u>	<u>Original Cost</u>	<u>Days To Maturity</u>	<u>Duration</u>	<u>Convexity</u>
All Requirements O&M														
02587DY85	125142	CD: American Express	10/01/2019	09/06/2022	2.400	2.000	247,000.00	247,786.60	(2,798.51)	422.27	1.0113	523	1.41	0.0280
06251A2D1	125186	CD: BANK HAPOALIM	08/26/2020	08/26/2022	0.250	0.250	249,000.00	249,362.15	0.00	57.99	1.0000	512	1.40	0.0270
17325FAQ1	125209	Corp: Citibank	09/11/2020	07/23/2021	3.400	0.477	2,000,000.00	2,033,411.13	(50,500.00)	12,844.44	1.0253	113	0.31	0.0025
254673MP8	125112	CD: Discover Bank	06/26/2020	02/22/2028	3.000	3.000	245,000.00	287,720.06	0.00	765.21	1.0000	2,518	6.31	0.4444
3130A0EN6	124747	FHLB	12/12/2019	12/10/2021	2.875	1.645	3,000,000.00	3,116,278.75	(72,108.00)	26,593.75	1.0240	253	0.69	0.0088
3130AJZJ1	125184	FHLB	08/25/2020	08/25/2023	0.320	0.320	444,444.44	444,259.99	0.00	142.22	1.0000	876	2.39	0.0701
3132X02W0	122210	FAMCA	06/29/2018	06/29/2021	2.750	2.750	2,000,000.00	2,048,125.56	0.00	14,055.56	1.0000	89	0.24	0.0019
3133EJJD2	125197	FFCB	08/31/2020	04/05/2021	2.540	0.110	2,500,000.00	2,560,369.44	(36,087.50)	31,044.44	1.0144	4	0.01	0.0001
3133ELT53	125159	FFCB	07/30/2020	04/13/2023	0.370	0.370	2,125,000.00	2,124,227.92	0.00	3,669.17	1.0000	742	2.02	0.0521
3133EMCG5	125269	FFCB	10/29/2020	10/08/2021	0.100	0.127	5,000,000.00	5,001,377.23	1,250.00	2,402.78	0.9998	190	0.52	0.0054
3134GWFX9	125147	FHLMC	07/30/2020	07/29/2022	0.250	0.250	2,875,000.00	2,871,177.85	0.00	1,237.85	1.0000	484	1.32	0.0245
3134GWPQ3	125177	FHLMC	08/21/2020	08/19/2022	0.200	0.210	750,000.00	748,165.00	150.00	175.00	0.9998	505	1.38	0.0263
3134GWSP2	125181	FHLMC	08/24/2020	08/24/2022	0.220	0.220	875,000.00	874,939.73	0.00	197.85	1.0000	510	1.39	0.0268
3135G05R0	125168	FNMA	08/11/2020	08/10/2023	0.300	0.338	2,000,000.00	1,999,580.00	2,284.00	850.00	0.9989	861	2.35	0.0679
3135G0Q89	125114	FNMA	06/26/2020	10/07/2021	1.375	1.751	1,000,000.00	1,018,220.83	4,730.00	6,645.83	0.9953	189	0.51	0.0056
404280BA6	125115	CORP: HSBC	06/26/2020	05/25/2023	3.600	1.525	500,000.00	543,242.86	(30,310.00)	6,300.00	1.0606	784	2.06	0.0564
40588LW39	125298	CP: HALKIN FINANCE	12/08/2020	09/03/2021	0.000	0.274	1,000,000.00	999,006.19	2,017.50	0.00	0.9980	155	0.42	0.0039
419792KE5	124475	MUNI: HAWAII ST GO	10/28/2019	10/01/2021	1.934	1.673	2,000,000.00	2,030,370.00	(9,780.00)	19,554.89	1.0049	183	0.50	0.0055
46625HJC5	125207	CORP: JP MORGAN	09/11/2020	08/15/2021	4.350	0.226	2,000,000.00	2,042,754.94	(76,400.00)	11,116.67	1.0382	136	0.38	0.0033
4913137B2	121196	MUNI: KY STATE	10/19/2017	02/01/2022	5.000	0.952	530,000.00	565,813.87	(89,835.00)	4,416.67	1.1695	306	0.83	0.0118
64952WDR1	125180	CORP: NYLIFE	08/24/2020	09/20/2022	0.400	0.303	1,000,000.00	1,003,996.45	(2,891.53)	122.22	1.0029	537	1.47	0.0293
68608VDV3	125401	MUNI: Oregon State	03/26/2021	05/01/2025	3.069	0.900	1,000,000.00	1,126,372.41	(87,050.00)	12,787.50	1.0871	1,491	3.84	0.1742
83369BT48	125089	CP: Societe Generale	06/08/2020	06/04/2021	0.000	0.523	1,000,000.00	999,677.73	5,214.44	0.00	0.9948	64	0.18	0.0012
8648136U9	124457	MUNI: SUFFOLKVA	10/17/2019	02/01/2023	1.937	1.859	1,000,000.00	1,038,728.33	(2,480.00)	3,228.33	1.0025	671	1.81	0.0436
912828B66	123230	US Treasury	02/21/2019	02/15/2024	2.750	2.554	1,480,000.00	1,608,486.21	(13,489.47)	5,059.39	1.0091	1,050	2.78	0.0953
940637MR9	125183	CD: Washington Trust	08/24/2020	08/24/2021	0.150	0.150	250,000.00	250,239.69	0.00	226.03	1.0000	145	0.40	0.0036
949763NT9	125110	CD: Wells Fargo	06/26/2020	02/28/2023	2.750	2.750	245,000.00	257,019.06	0.00	55.38	1.0000	698	1.86	0.0465
N/A	125279	All Req. SBA	11/05/2020	04/01/2021	0.130	0.130	33,467,932.09	33,467,932.09	0.00	2,147.10	1.0000	0	0.00	0.0000
VP4560000	124611	Wells Fargo	11/21/2019	04/01/2021	0.010	0.010	424,273.11	424,273.11	0.00	75.87	1.0000	0	0.00	0.0000
					0.908	0.502	71,207,649.64	71,982,915.18	(458,084.07)	166,194.41	1.0064	210	0.57	0.0146

Investment Report

April 1, 2021

CUSIP	ContNo	Issuer	Purchase Date	Maturity Date	Coupon	Yield to Maturity	Current Par	Market Value	(Premium)/Discount	Accrued Interest	Original Cost	Days To Maturity	Duration	Convexity
All Requirements R&R														
00850USM7	125082	CP: AGRI BK CHINA NY	05/29/2020	05/21/2021	0.000	0.756	1,000,000.00	999,776.21	7,338.33	0.00	0.9927	50	0.14	0.0009
037833BY5	125408	CORP: APPLE INC	03/30/2021	02/23/2026	3.250	1.233	1,500,000.00	1,715,674.68	(143,370.00)	5,145.83	1.0956	1,789	4.58	0.2418
22546QAR8	125313	CORP: CRED SUISS	12/10/2020	10/29/2021	3.000	0.243	1,500,000.00	1,544,058.08	(36,585.00)	19,000.00	1.0244	211	0.57	0.0068
283770NU5	125405	MUNI: EL PASO SCHOOL	03/29/2021	08/15/2026	5.000	0.996	1,500,000.00	1,880,091.14	(313,680.00)	9,583.33	1.2091	1,962	4.83	0.2696
3130A3KM5	121512	FHLB	12/29/2017	12/09/2022	2.500	2.265	1,000,000.00	1,055,375.99	(10,920.00)	7,760.99	1.0109	617	1.65	0.0377
3130AKCB0	125285	FHLB	11/12/2020	10/13/2021	0.125	0.125	1,000,000.00	1,000,504.78	0.00	583.33	1.0000	195	0.53	0.0056
3133EAG77	121753	FFCB	03/05/2018	08/07/2034	3.150	3.280	1,500,000.00	1,783,875.00	24,645.00	7,087.50	0.9836	4,876	11.28	1.3556
3134GWSB3	125187	FHLMC	08/26/2020	08/26/2022	0.220	0.223	1,000,000.00	1,000,153.89	50.00	213.89	1.0000	512	1.40	0.0269
3134GXJF2	125318	FHLMC	12/30/2020	12/30/2022	0.200	0.200	1,000,000.00	1,000,912.70	0.00	505.56	1.0000	638	1.74	0.0397
46849LTE1	123945	CORP: JACKSON NTL	06/28/2019	02/01/2022	3.300	2.278	600,000.00	619,477.39	(15,306.00)	3,245.00	1.0255	306	0.83	0.0117
46849LTM3	125380	CORP: JACKSON NTL	02/19/2021	09/15/2022	2.375	0.199	500,000.00	517,101.80	(16,981.96)	560.76	1.0340	532	1.44	0.0291
59217GEE5	125363	CORP: METLIFE	01/29/2021	01/13/2023	1.950	0.260	700,000.00	725,452.39	(23,058.00)	2,957.50	1.0329	652	1.76	0.0415
606822AL8	125329	CP: MUFG Bank	01/11/2021	02/22/2022	2.998	0.234	3,000,000.00	3,086,695.92	(92,190.00)	9,743.50	1.0307	327	0.89	0.0129
64971XEK0	125399	MUNI: NYC Trans Fin	03/25/2021	08/01/2026	3.430	1.110	1,500,000.00	1,752,341.63	(180,225.00)	8,575.00	1.1202	1,948	4.94	0.2790
64971XEK0	125403	MUNI: NYC Trans Fin	03/29/2021	08/01/2026	3.430	1.106	1,500,000.00	1,752,341.63	(180,225.00)	8,575.00	1.1202	1,948	4.94	0.2790
882724RB5	125406	MUNI: TEXAS ST	03/29/2021	10/01/2026	5.000	0.964	2,000,000.00	2,504,561.91	(431,860.00)	50,000.00	1.2159	2,009	4.86	0.2739
902273WX5	121455	MUNI: TYLER	12/08/2017	02/15/2026	5.000	1.870	700,000.00	869,305.83	(165,564.00)	4,350.83	1.2365	1,781	4.42	0.2289
91282CBD2	125340	US Treasury	01/21/2021	12/31/2022	0.125	0.131	750,000.00	750,011.10	88.20	236.98	0.9999	639	1.76	0.0401
912833LJ7	120129	US Treasury	03/31/2014	08/15/2022	0.000	2.661	370,000.00	369,054.65	73,507.90	0.00	0.8013	501	1.37	0.0253
VP4560000	124585	Wells Fargo	11/04/2019	04/01/2021	0.010	0.010	1,107,549.03	1,107,549.03	0.00	10.70	1.0000	0	0.00	0.0000
					2.616	0.936	23,727,549.03	26,034,315.75	(1,504,335.53)	138,135.70	1.0634	1,219	3.03	0.1937
ALL REQUIREMENTS SOLAR O&M														
22546QAR8	125314	CORP: CRED SUISS	12/10/2020	10/29/2021	3.000	0.243	1,700,000.00	1,749,932.50	(41,463.00)	21,533.33	1.0244	211	0.57	0.0068
2254EAR13	125134	CP: Credit Suis NY	07/16/2020	04/01/2021	0.000	0.260	1,000,000.00	1,000,000.00	1,870.56	0.00	0.9981	0	0.00	0.0000
92646KUT7	125369	CP: VICTORY REC	02/18/2021	07/27/2021	0.000	0.132	750,000.00	749,463.37	430.62	0.00	0.9994	117	0.32	0.0026
VP4560000	125040	Wells Fargo	04/27/2020	04/01/2021	0.010	0.010	252,928.89	252,928.89	0.00	2.25	1.0000	0	0.00	0.0000
					1.378	0.209	3,702,928.89	3,752,324.76	(39,161.82)	21,535.58	1.0106	121	0.33	0.0036
All Requirements Subordinated Debt Fund														
N/A	125086	Goldman Sachs M-Mkt	05/29/2020	04/01/2021	0.030	0.030	2.51	2.51	0.00	0.00	1.0000	0	0.00	0.0000
					0.030	0.030	2.51	2.51	0.00	0.00	1.0000	0	0.00	0.0000
		ARP Pool Summary			0.877	0.402	161,656,815.22	164,948,848.21	(2,147,459.58)	348,386.04	1.0133	301	0.77	0.0368
Bushnell Rate Stabilization Fund														
912828ZA1	125370	US Treasury	02/18/2021	02/28/2022	1.125	0.063	100,000.00	101,017.25	(1,078.30)	99.45	1.0108	333	0.91	0.0132
VP4560000	124580	Wells Fargo	11/04/2019	04/01/2021	0.010	0.010	51,976.75	51,976.75	0.00	0.46	1.0000	0	0.00	0.0000
					0.744	0.045	151,976.75	152,994.00	(1,078.30)	99.91	1.0071	219	0.60	0.0087
		BUSH Pool Summary			0.744	0.045	151,976.75	152,994.00	(1,078.30)	99.91	1.0071	219	0.60	0.0087
FMPA POOLED LN														
VP4560000	124586	Wells Fargo	11/04/2019	04/01/2021	0.010	0.010	61,200.70	61,200.70	0.00	0.55	1.0000	0	0.00	0.0000
					0.010	0.010	61,200.70	61,200.70	0.00	0.55	1.0000	0	0.00	0.0000

Investment Report

April 1, 2021

<u>CUSIP</u>	<u>ContNo</u>	<u>Issuer</u>	<u>Purchase Date</u>	<u>Maturity Date</u>	<u>Coupon</u>	<u>Yield to Maturity</u>	<u>Current Par</u>	<u>Market Value</u>	<u>(Premium)/Discount</u>	<u>Accrued Interest</u>	<u>Original Cost</u>	<u>Days To Maturity</u>	<u>Duration</u>	<u>Convexity</u>
FMPA Pool Summary					0.010	0.010	61,200.70	61,200.70	0.00	0.55	1.0000	0	0.00	0.0000
Kissimmee Rate Stabilization Fund														
VP4560000	124581	Wells Fargo	11/04/2019	04/01/2021	0.010	0.010	144,455.18	144,455.18	0.00	1.28	1.0000	0	0.00	0.0000
					0.010	0.010	144,455.18	144,455.18	0.00	1.28	1.0000	0	0.00	0.0000
KUA Pool Summary					0.010	0.010	144,455.18	144,455.18	0.00	1.28	1.0000	0	0.00	0.0000
FMPA Pooled Loan Debt Service														
N/A	124748	Goldman Sachs M-Mkt	12/10/2019	04/01/2021	0.030	0.030	3.85	3.85	0.00	0.00	1.0000	0	0.00	0.0000
					0.030	0.030	3.85	3.85	0.00	0.00	1.0000	0	0.00	0.0000
POOL Pool Summary					0.030	0.030	3.85	3.85	0.00	0.00	1.0000	0	0.00	0.0000
St Lucie Contingency														
3133ELXW9	125036	FFCB	04/29/2020	04/27/2022	0.300	0.305	1,000,000.00	1,002,808.33	100.00	1,283.33	0.9999	391	1.07	0.0172
6944PL2B4	125378	CORP: PACIFIC LIFE	02/19/2021	06/24/2025	1.200	0.849	500,000.00	520,846.93	(7,450.00)	1,600.00	1.0149	1,545	4.13	0.1960
975673CZ5	120716	MUNI: WIN SALEM	07/12/2017	06/01/2021	5.000	1.081	500,000.00	522,215.44	(74,385.00)	8,310.44	1.1488	61	0.17	0.0012
VP4560000	124587	Wells Fargo	11/04/2019	04/01/2021	0.010	0.010	289,866.69	289,866.69	0.00	2.58	1.0000	0	0.00	0.0000
					1.486	0.556	2,289,866.69	2,335,737.39	(81,735.00)	11,196.35	1.0357	521	1.40	0.0505
St Lucie Debt Service 2010														
X9X9USDADM1	123466	MORGAN STANLEY LIQ	03/05/2019	04/01/2021	0.030	0.030	1,119,738.25	1,119,738.25	0.00	25.97	1.0000	0	0.00	0.0000
					0.030	0.030	1,119,738.25	1,119,738.25	0.00	25.97	1.0000	0	0.00	0.0000
St Lucie Debt Service 2011														
X9X9USDADM1	123471	MORGAN STANLEY LIQ	03/05/2019	04/01/2021	0.030	0.030	592,591.46	592,591.46	0.00	13.75	1.0000	0	0.00	0.0000
					0.030	0.030	592,591.46	592,591.46	0.00	13.75	1.0000	0	0.00	0.0000
St Lucie Debt Service 2012A														
X9X9USDADM1	123467	MORGAN STANLEY LIQ	03/05/2019	04/01/2021	0.030	0.030	1,471,927.35	1,471,927.35	0.00	27.89	1.0000	0	0.00	0.0000
					0.030	0.030	1,471,927.35	1,471,927.35	0.00	27.89	1.0000	0	0.00	0.0000
St Lucie Debt Service 2013A														
X9X9USDADM1	123469	MORGAN STANLEY LIQ	03/05/2019	04/01/2021	0.030	0.030	773,079.17	773,079.17	0.00	17.93	1.0000	0	0.00	0.0000
					0.030	0.030	773,079.17	773,079.17	0.00	17.93	1.0000	0	0.00	0.0000

Investment Report

April 1, 2021

<u>CUSIP</u>	<u>ContNo</u>	<u>Issuer</u>	<u>Purchase Date</u>	<u>Maturity Date</u>	<u>Coupon</u>	<u>Yield to Maturity</u>	<u>Current Par</u>	<u>Market Value</u>	<u>(Premium)/Discount</u>	<u>Accrued Interest</u>	<u>Original Cost</u>	<u>Days To Maturity</u>	<u>Duration</u>	<u>Convexity</u>
St Lucie Debt Service Res. 2011AB														
196479YA1	122215	MUNI: COLORADO HSG	07/02/2018	05/01/2021	2.424	2.814	105,000.00	106,324.05	1,108.80	1,060.50	0.9894	30	0.09	0.0005
313378JP7	122203	FHLB	06/29/2018	09/10/2021	2.375	2.693	335,000.00	341,835.81	3,247.82	464.11	0.9903	162	0.44	0.0042
313378JP7	122205	FHLB	06/29/2018	09/10/2021	2.375	2.693	925,000.00	943,875.01	8,967.87	1,281.51	0.9903	162	0.44	0.0042
313378JP7	122206	FHLB	06/29/2018	09/10/2021	2.375	2.693	405,000.00	413,264.19	3,926.47	561.09	0.9903	162	0.44	0.0042
313378JP7	122207	FHLB	06/29/2018	09/10/2021	2.375	2.693	225,000.00	229,591.22	2,181.38	311.72	0.9903	162	0.44	0.0042
3136G46A6	125258	FNMA	10/27/2020	10/27/2023	0.300	0.303	1,000,000.00	1,003,307.89	100.00	1,283.33	0.9999	939	2.56	0.0797
3137EAEC9	121670	FHLMC	02/14/2018	08/12/2021	1.125	2.381	1,400,000.00	1,413,007.75	58,618.00	2,143.75	0.9581	133	0.36	0.0032
46625HJH4	125393	CORP: JP MORGAN	03/15/2021	01/25/2023	3.200	0.456	1,000,000.00	1,061,258.48	(50,790.00)	5,866.67	1.0508	664	1.77	0.0426
606822AL8	125337	CORP: Mitsubishi UFG	01/11/2021	02/22/2022	2.998	0.234	250,000.00	257,224.66	(7,682.50)	811.96	1.0307	327	0.89	0.0129
X9X9USDADM1	123470	MORGAN STANLEY LIQ	03/05/2019	04/01/2021	0.030	0.030	276,498.50	276,498.50	0.00	19.58	1.0000	0	0.00	0.0000
					1.786	1.612	5,921,498.50	6,046,187.56	19,677.84	13,804.22	0.9967	368	1.00	0.0233
St Lucie Debt Service Reserve 2012														
05990CZ72	125312	CP: BCI MIAMI	12/09/2020	12/07/2021	0.000	0.438	1,700,000.00	1,696,808.38	7,370.92	0.00	0.9957	250	0.68	0.0081
53948AU25	125244	CP: LLOYDS	10/14/2020	07/02/2021	0.000	0.220	1,705,000.00	1,704,058.43	2,719.47	0.00	0.9984	92	0.25	0.0019
X9X9USDADM1	123468	MORGAN STANLEY LIQ	03/05/2019	04/01/2021	0.030	0.030	58,966.23	58,966.23	0.00	1.57	1.0000	0	0.00	0.0000
					0.001	0.324	3,463,966.23	3,459,833.04	10,090.39	1.57	0.9971	168	0.46	0.0049
St Lucie Decommissioning														
05990CZ72	125311	CP: BCI MIAMI	12/09/2020	12/07/2021	0.000	0.438	4,000,000.00	3,992,490.31	17,343.33	0.00	0.9957	250	0.68	0.0081
3133X8L34	109995	FHLB	07/28/2010	09/09/2024	5.365	3.850	500,000.00	593,341.81	(81,857.15)	1,639.31	1.1637	1,257	3.20	0.1254
646080S25	125255	NJ HGR ED	10/20/2020	12/01/2021	5.000	0.401	1,000,000.00	1,048,966.27	(51,060.00)	16,666.67	1.0511	244	0.66	0.0083
9127964P1	125386	US Treasury	03/01/2021	04/01/2021	0.000	6.884	88,029,000.00	88,029,000.00	502,086.48	0.00	0.9943	0	0.00	0.0000
912828B66	116602	US Treasury	02/28/2014	02/15/2024	2.750	2.640	400,000.00	434,726.00	(3,828.12)	1,367.40	1.0096	1,050	2.78	0.0953
912833LQ1	116678	US Treasury	03/31/2014	02/15/2024	0.000	2.876	2,115,000.00	2,097,643.25	519,380.55	0.00	0.7544	1,050	2.87	0.0943
X9X9USDADM1	123464	MORGAN STANLEY LIQ	03/06/2019	04/01/2021	0.030	0.030	291,624.18	291,624.18	0.00	7.68	1.0000	0	0.00	0.0000
					0.091	6.407	96,335,624.18	96,487,791.82	902,065.09	19,681.06	0.9906	47	0.13	0.0035

Investment Report

April 1, 2021

<u>CUSIP</u>	<u>ContNo</u>	<u>Issuer</u>	<u>Purchase Date</u>	<u>Maturity Date</u>	<u>Coupon</u>	<u>Yield to Maturity</u>	<u>Current Par</u>	<u>Market Value</u>	<u>(Premium)/Discount</u>	<u>Accrued Interest</u>	<u>Original Cost</u>	<u>Days To Maturity</u>	<u>Duration</u>	<u>Convexity</u>
St Lucie General Reserve														
00850USM7	125083	CP: AGRI BK CHINA NY	05/29/2020	05/21/2021	0.000	0.756	2,000,000.00	1,999,552.43	14,676.67	0.00	0.9927	50	0.14	0.0009
041042VC3	124990	ARKANSAS ST	03/30/2020	06/15/2022	3.250	2.080	200,000.00	205,561.89	(5,022.00)	1,913.89	1.0251	440	1.18	0.0211
05914GAC2	125396	MUNI: BALTIMORE CNTY	03/22/2021	08/01/2023	0.240	0.216	1,000,000.00	1,001,360.27	(570.00)	60.00	1.0006	852	2.33	0.0666
06406FAC7	122918	CORP: Bank of NY	12/21/2018	05/04/2026	2.800	3.670	2,000,000.00	2,267,577.47	111,512.24	22,866.67	0.9442	1,859	4.75	0.2597
12509RTU5	125119	CP: CDP Financial	07/08/2020	06/28/2021	0.000	0.251	1,000,000.00	999,481.84	2,465.28	0.00	0.9975	88	0.24	0.0018
3130AF5B9	125240	FHLB	10/14/2020	10/12/2021	3.000	0.125	4,000,000.00	4,165,033.33	(114,240.00)	56,333.33	1.0286	194	0.52	0.0060
3132XOL33	124992	FAMCA	03/30/2020	02/21/2023	2.770	0.783	500,000.00	530,843.89	(28,350.00)	1,538.89	1.0567	691	1.85	0.0458
313378JP7	125351	FHLB	01/20/2021	09/10/2021	2.375	1.345	1,750,000.00	1,785,709.48	(32,197.57)	2,424.48	1.0184	162	0.44	0.0042
3133EHVV1	122914	FFCB	12/20/2018	09/01/2026	2.400	2.991	2,000,000.00	2,191,300.00	80,720.00	4,000.00	0.9596	1,979	5.12	0.2967
3133EJ5P0	123117	FFCB	01/24/2019	01/18/2022	2.600	2.662	2,500,000.00	2,585,680.56	4,400.00	13,180.56	0.9982	292	0.79	0.0109
3133EKF6	125123	FFCB	07/08/2020	04/05/2021	2.230	0.157	1,000,000.00	1,021,302.22	(15,356.00)	10,902.22	1.0154	4	0.01	0.0001
3134GV5E4	125122	FHLMC	07/08/2020	07/08/2022	0.270	0.270	2,000,000.00	2,001,115.00	0.00	1,245.00	1.0000	463	1.27	0.0227
3134GXBC7	125288	FHLMC	11/18/2020	11/18/2022	0.180	0.180	1,500,000.00	1,501,189.34	0.00	997.50	1.0000	596	1.63	0.0352
3135G05R0	125169	FNMA	08/11/2020	08/10/2023	0.300	0.338	1,000,000.00	999,790.00	1,142.00	425.00	0.9989	861	2.35	0.0679
387883YY1	125021	MUNI Grant Cnty Util	04/20/2020	01/01/2023	1.544	1.001	1,050,000.00	1,078,176.75	(15,151.50)	4,053.00	1.0144	640	1.74	0.0403
404280BA6	124986	CORP: HSBC	03/11/2020	05/25/2023	3.600	1.650	1,000,000.00	1,086,485.71	(60,620.00)	12,600.00	1.0606	784	2.06	0.0564
46625HJC5	124977	CORP: JP MORGAN	02/18/2020	08/15/2021	4.350	1.681	1,000,000.00	1,021,377.47	(39,160.00)	5,558.33	1.0392	136	0.38	0.0033
492674PN0	124980	Muni: Kettering, OH	03/10/2020	12/01/2023	2.000	0.859	280,000.00	295,154.07	(11,691.56)	1,866.67	1.0418	974	2.60	0.0838
53948AU25	125348	CP: LLOYDS BANK	01/20/2021	07/21/2021	0.000	0.321	295,000.00	294,801.28	472.00	0.00	0.9984	111	0.30	0.0024
59217GEE5	125360	CORP: METLIFE	01/29/2021	01/13/2023	1.950	0.260	1,000,000.00	1,036,360.54	(32,940.00)	4,225.00	1.0329	652	1.76	0.0415
606822AU8	124983	CORP: Mitsubishi UFG	03/10/2020	03/02/2025	3.777	1.625	1,000,000.00	1,139,694.39	(102,520.00)	3,042.58	1.1025	1,431	3.69	0.1616
61334ECZ97	125274	MUNI: Montgomery	10/29/2020	04/01/2022	4.000	0.201	1,000,000.00	1,038,451.67	(53,930.00)	20,000.00	1.0539	365	0.97	0.0158
613741KM8	125018	MUNI: Montgomery	04/20/2020	06/01/2022	1.941	1.061	1,000,000.00	1,031,550.00	(18,350.00)	6,470.00	1.0184	426	1.15	0.0201
64972CZ63	124988	MUNI:NYC HSG DEV	03/25/2020	05/01/2023	3.121	2.500	500,000.00	532,959.58	(9,195.00)	6,502.08	1.0184	760	2.01	0.0534
74368CAK0	124981	CORP: PROTECTIVELIFE	03/10/2020	06/28/2021	3.397	1.000	1,000,000.00	1,016,763.86	(30,866.00)	8,775.58	1.0309	88	0.24	0.0018
89236THU2	125331	CP: Toyota Motor	01/11/2021	01/11/2024	0.450	0.373	2,500,000.00	2,520,984.01	(5,750.00)	2,500.00	1.0023	1,015	2.76	0.0918
92818NGL6	124604	MUNI: VA STATE	11/20/2019	11/01/2024	2.200	2.101	2,000,000.00	2,134,275.56	(9,260.00)	18,455.56	1.0046	1,310	3.44	0.1411
VP4560000	124588	Wells Fargo	11/04/2019	04/01/2021	0.010	0.010	960,159.63	960,159.63	0.00	8.67	1.0000	0	0.00	0.0000
					1.916	1.139	37,035,159.63	38,442,692.24	(369,781.44)	209,945.01	1.0100	649	1.72	0.0632
ST LUCIE NUCLEAR FUEL STABILIZATION														
0347M2SL1	125388	CP: Anglesea Funding	03/08/2021	05/20/2021	0.000	0.111	1,500,000.00	1,499,671.05	334.58	0.00	0.9998	49	0.13	0.0009
03664ARE0	125368	CP: ANTALIS SA	02/18/2021	04/14/2021	0.000	0.142	1,000,000.00	999,959.84	213.89	0.00	0.9998	13	0.04	0.0002
2063C0RL8	125382	CP: CONCORD MINUTE	02/25/2021	04/20/2021	0.000	0.121	1,500,000.00	1,499,905.08	270.00	0.00	0.9998	19	0.05	0.0003
2063C0RL8	125390	CP: CONCORD MINUTE	03/08/2021	04/20/2021	0.000	0.142	1,500,000.00	1,499,905.08	250.83	0.00	0.9998	19	0.05	0.0003
62455AS65	125411	CP: Mountcliff Fund	03/31/2021	05/06/2021	0.000	0.152	1,000,000.00	999,861.76	150.00	0.00	0.9999	35	0.10	0.0006
VP4560000	124589	Wells Fargo	11/04/2019	04/01/2021	0.010	0.010	7,870.50	7,870.50	0.00	9.83	1.0000	0	0.00	0.0000
					0.000	0.131	6,507,870.50	6,507,173.31	1,219.30	9.83	0.9998	27	0.08	0.0004

Investment Report

April 1, 2021

<u>CUSIP</u>	<u>ContNo</u>	<u>Issuer</u>	<u>Purchase Date</u>	<u>Maturity Date</u>	<u>Coupon</u>	<u>Yield to Maturity</u>	<u>Current Par</u>	<u>Market Value</u>	<u>(Premium)/Discount</u>	<u>Accrued Interest</u>	<u>Original Cost</u>	<u>Days To Maturity</u>	<u>Duration</u>	<u>Convexity</u>
St Lucie O&M														
3133ELT53	125160	FFCB	07/30/2020	04/13/2023	0.370	0.370	1,000,000.00	999,636.67	0.00	1,726.67	1.0000	742	2.02	0.0521
32110YQQ1	125211	CD: First Natl Bk Am	09/17/2020	09/17/2021	0.100	0.100	250,000.00	249,965.08	0.00	10.27	1.0000	169	0.46	0.0045
59217GEE5	125357	CORP: METLIFE	01/29/2021	01/13/2023	1.950	0.260	1,000,000.00	1,036,360.54	(32,940.00)	4,225.00	1.0329	652	1.76	0.0415
59740JZK8	125214	CD: MIDFIRST BANK	09/23/2020	09/23/2021	0.100	0.100	250,000.00	250,083.83	0.00	130.14	1.0000	175	0.48	0.0047
912828G87	125350	US Treasury	01/21/2021	12/31/2021	2.125	0.096	3,000,000.00	3,061,205.60	(57,284.14)	16,114.58	1.0191	274	0.74	0.0098
N/A	125280	ST LUCIE SBA	11/05/2020	04/01/2021	0.130	0.130	2,321,632.47	2,321,632.47	0.00	318.96	1.0000	0	0.00	0.0000
VP4560000	124612	Wells Fargo	11/21/2019	04/01/2021	0.010	0.010	2,612,631.15	2,612,631.15	0.00	13.92	1.0000	0	0.00	0.0000
					0.870	0.124	10,434,263.62	10,531,515.34	(90,224.14)	22,539.54	1.0086	221	0.60	0.0120
St Lucie R&R														
00850USM7	125084	CP: AGRI BK CHINA NY	05/29/2020	05/21/2021	0.000	0.756	1,000,000.00	999,776.21	7,338.33	0.00	0.9927	50	0.14	0.0009
05571BZ89	125303	CP: BCPE	12/09/2020	12/08/2021	0.000	0.320	1,700,000.00	1,696,790.02	5,414.50	0.00	0.9968	251	0.69	0.0081
20775CMH4	121805	MUNI: CONN HFA	03/09/2018	05/15/2022	1.950	2.370	500,000.00	509,903.33	8,325.00	3,683.33	0.9834	409	1.11	0.0188
3130A3KM5	121508	FHLB	12/28/2017	12/09/2022	2.500	2.265	750,000.00	791,531.99	(8,190.00)	5,820.74	1.0109	617	1.65	0.0377
3133ELT53	125161	FFCB	07/30/2020	04/13/2023	0.370	0.370	750,000.00	749,727.50	0.00	1,295.00	1.0000	742	2.02	0.0521
3134GXJF2	125319	FHLMC	12/30/2020	12/30/2022	0.200	0.200	1,000,000.00	1,000,912.70	0.00	505.56	1.0000	638	1.74	0.0397
59217GEE5	125359	CORP: METLIFE	01/29/2021	01/13/2023	1.950	0.260	500,000.00	518,180.27	(16,470.00)	2,112.50	1.0329	652	1.76	0.0415
91282CBD2	125342	US Treasury	01/21/2021	12/31/2022	0.125	0.131	500,000.00	500,007.40	58.79	157.99	0.9999	639	1.76	0.0401
VP4560000	124590	Wells Fargo	11/04/2019	04/01/2021	0.010	0.010	633,389.25	633,389.25	0.00	7.58	1.0000	0	0.00	0.0000
					0.596	0.663	7,333,389.25	7,400,218.67	(3,523.38)	13,582.70	1.0005	407	1.11	0.0234
STL Pool Summary					0.619	3.915	173,278,974.83	175,168,485.60	387,788.66	290,845.82	0.9978	219	0.59	0.0188
Stanton Contingency														
61334ECZ97	125273	MUNI: Montgomery	10/29/2020	04/01/2022	4.000	0.201	1,000,000.00	1,038,451.67	(53,930.00)	20,000.00	1.0539	365	0.97	0.0158
VP4560000	124591	Wells Fargo	11/04/2019	04/01/2021	0.010	0.010	30,295.08	30,295.08	0.00	0.27	1.0000	0	0.00	0.0000
					3.883	0.195	1,030,295.08	1,068,746.75	(53,930.00)	20,000.27	1.0523	354	0.94	0.0153
Stanton General Reserve														
06406HBY4	124445	CORP: Bank of NY	10/16/2019	09/23/2021	3.550	2.014	990,000.00	1,007,075.53	(28,731.71)	781.00	1.0290	175	0.48	0.0047
3130AKCB0	125234	FHLB	10/13/2020	10/13/2021	0.125	0.125	500,000.00	500,252.39	0.00	291.67	1.0000	195	0.53	0.0056
313378JP7	124281	FHLB	09/20/2019	09/10/2021	2.375	1.767	1,000,000.00	1,020,405.42	(11,730.00)	1,385.42	1.0117	162	0.44	0.0042
3134G9AD9	124454	FHLMC	10/15/2019	04/28/2021	1.500	1.718	1,000,000.00	1,013,415.00	3,290.00	6,375.00	0.9967	27	0.07	0.0004
3134GXBC7	125289	FHLMC	11/18/2020	11/18/2022	0.180	0.180	3,000,000.00	3,002,378.69	0.00	1,995.00	1.0000	596	1.63	0.0352
59217GEE5	125361	CORP: METLIFE	01/29/2021	01/13/2023	1.950	0.260	500,000.00	518,180.27	(16,470.00)	2,112.50	1.0329	652	1.76	0.0415
61334ECZ97	125272	MUNI: Montgomery	10/29/2020	04/01/2022	4.000	0.201	1,700,000.00	1,765,367.84	(91,681.00)	34,000.00	1.0539	365	0.97	0.0158
8827237K9	124455	MUNI: TEXAS ST	10/16/2019	10/01/2021	2.315	1.610	2,000,000.00	2,040,890.00	(27,060.00)	23,407.22	1.0135	183	0.50	0.0055
VP4560000	124592	Wells Fargo	11/04/2019	04/01/2021	0.010	0.010	313,693.66	313,693.66	0.00	2.64	1.0000	0	0.00	0.0000
					1.854	0.888	11,003,693.66	11,181,658.80	(172,382.71)	70,350.45	1.0157	324	0.88	0.0160

Investment Report

April 1, 2021

CUSIP	ContNo	Issuer	Purchase Date	Maturity Date	Coupon	Yield to Maturity	Current Par	Market Value	(Premium)/Discount	Accrued Interest	Original Cost	Days To Maturity	Duration	Convexity
Stanton O&M														
27873JWL5	125304	CP: EBURY FIN	12/08/2020	09/20/2021	0.000	0.254	1,000,000.00	998,874.42	1,986.11	0.00	0.9980	172	0.47	0.0046
3135G05R0	125171	FNMA	08/11/2020	08/10/2023	0.300	0.338	1,000,000.00	999,790.00	1,142.00	425.00	0.9989	861	2.35	0.0679
83369BT48	125090	CP: Societe Generale	06/08/2020	06/04/2021	0.000	0.523	300,000.00	299,903.32	1,564.33	0.00	0.9948	64	0.18	0.0012
912828YC8	124618	US Treasury	11/21/2019	08/31/2021	1.500	1.598	1,500,000.00	1,518,995.75	2,693.04	2,000.00	0.9982	152	0.42	0.0038
N/A	125281	STANTON SBA	11/05/2020	04/01/2021	0.130	0.130	2,273,399.25	2,273,399.25	0.00	267.72	1.0000	0	0.00	0.0000
VP4560000	124615	Wells Fargo	11/21/2019	04/01/2021	0.010	0.010	1,440,955.75	1,440,955.75	0.00	10.64	1.0000	0	0.00	0.0000
					0.381	0.460	7,514,355.00	7,531,918.49	7,385.48	2,703.36	0.9990	170	0.47	0.0105
Stanton R&R														
05571BZ89	125302	CP: BCPE	12/09/2020	12/08/2021	0.000	0.320	500,000.00	499,055.89	1,592.50	0.00	0.9968	251	0.69	0.0081
534239EC8	124335	MUNI: LINCOLN NE	09/30/2019	08/15/2022	3.000	1.696	1,000,000.00	1,052,100.00	(36,420.00)	3,750.00	1.0364	501	1.35	0.0264
91282CBD2	125346	US Treasury	01/21/2021	12/31/2022	0.125	0.131	1,500,000.00	1,500,022.20	176.39	473.96	0.9999	639	1.76	0.0401
92818NGL6	124605	MUNI: VA STATE	11/20/2019	11/01/2024	2.200	2.101	115,000.00	122,713.82	(532.45)	1,054.17	1.0046	1,310	3.44	0.1411
VP4560000	124596	Wells Fargo	11/04/2019	04/01/2021	0.010	0.010	467,533.99	467,533.99	0.00	5.66	1.0000	0	0.00	0.0000
					0.962	0.642	3,582,533.99	3,641,425.90	(35,183.56)	5,283.79	1.0098	484	1.32	0.0298
		STN Pool Summary			1.327	0.680	23,130,877.73	23,423,749.94	(254,110.79)	98,337.87	1.0110	300	0.82	0.0163
Stanton II Contingency														
3132X02W0	122213	FAMCA	06/29/2018	06/29/2021	2.750	2.750	200,000.00	204,812.56	0.00	1,405.56	1.0000	89	0.24	0.0019
89236THU2	125334	CP: Toyota Motor	01/11/2021	01/11/2024	0.450	0.373	500,000.00	504,196.80	(1,150.00)	500.00	1.0023	1,015	2.76	0.0918
VP4560000	124593	Wells Fargo	11/04/2019	04/01/2021	0.010	0.010	422,479.92	422,479.92	0.00	3.76	1.0000	0	0.00	0.0000
					0.694	0.660	1,122,479.92	1,131,489.28	(1,150.00)	1,909.32	1.0010	468	1.27	0.0412
Stanton II Debt Service 2012														
X9X9USDADM1	123459	MORGAN STANLEY LIQ	03/12/2019	04/01/2021	0.030	0.030	3,795,701.75	3,795,701.75	0.00	44.31	1.0000	0	0.00	0.0000
					0.030	0.030	3,795,701.75	3,795,701.75	0.00	44.31	1.0000	0	0.00	0.0000
STANTON II DEBT SERVICE 2017A														
X9X9USDADM1	123460	MORGAN STANLEY LIQ	03/12/2019	04/01/2021	0.030	0.030	455,761.42	455,761.42	0.00	10.57	1.0000	0	0.00	0.0000
					0.030	0.030	455,761.42	455,761.42	0.00	10.57	1.0000	0	0.00	0.0000
STANTON II DEBT SERVICE 2017B														
X9X9USDADM1	123461	MORGAN STANLEY LIQ	03/12/2019	04/01/2021	0.030	0.030	2,877,690.97	2,877,690.97	0.00	34.26	1.0000	0	0.00	0.0000
					0.030	0.030	2,877,690.97	2,877,690.97	0.00	34.26	1.0000	0	0.00	0.0000
STANTON II DEBT SERVICE POOLED LOAN 2020-1														
N/A	125215	Goldman Sachs M-Mkt	09/28/2020	04/01/2021	0.030	0.030	286,078.53	286,078.53	0.00	0.72	1.0000	0	0.00	0.0000
					0.030	0.030	286,078.53	286,078.53	0.00	0.72	1.0000	0	0.00	0.0000

Investment Report

April 1, 2021

<u>CUSIP</u>	<u>ContNo</u>	<u>Issuer</u>	<u>Purchase Date</u>	<u>Maturity Date</u>	<u>Coupon</u>	<u>Yield to Maturity</u>	<u>Current Par</u>	<u>Market Value</u>	<u>(Premium)/Discount</u>	<u>Accrued Interest</u>	<u>Original Cost</u>	<u>Days To Maturity</u>	<u>Duration</u>	<u>Convexity</u>
Stanton II Debt Service Reserve 2012														
85324TV29	125245	CP: STANDARD CHART	10/14/2020	08/02/2021	0.000	0.251	4,000,000.00	3,996,926.10	8,111.11	0.00	0.9980	123	0.34	0.0028
X9X9USDADM1	123458	MORGAN STANLEY LIQ	03/12/2019	04/01/2021	0.030	0.030	229,571.54	229,571.54	0.00	6.12	1.0000	0	0.00	0.0000
					0.002	0.239	4,229,571.54	4,226,497.64	8,111.11	6.12	0.9981	116	0.32	0.0027

Investment Report

April 1, 2021

<u>CUSIP</u>	<u>ContNo</u>	<u>Issuer</u>	<u>Purchase Date</u>	<u>Maturity Date</u>	<u>Coupon</u>	<u>Yield to Maturity</u>	<u>Current Par</u>	<u>Market Value</u>	<u>(Premium)/Discount</u>	<u>Accrued Interest</u>	<u>Original Cost</u>	<u>Days To Maturity</u>	<u>Duration</u>	<u>Convexity</u>
Stanton II General Reserve														
00850USM7	125085	CP: AGRI BK CHINA NY	05/29/2020	05/21/2021	0.000	0.756	1,000,000.00	999,776.21	7,338.33	0.00	0.9927	50	0.14	0.0009
02007GKL6	123888	CD: ALLY BK	06/27/2019	06/27/2022	2.250	2.250	249,000.00	256,911.30	0.00	1,458.18	1.0000	452	1.22	0.0222
02587DS66	124131	CD: American Express	08/28/2019	05/24/2022	2.400	1.949	245,000.00	253,382.00	(2,920.40)	2,062.03	1.0119	418	1.13	0.0195
035771W67	123871	MUNI: CITY ANNAPOLIS	06/25/2019	08/01/2026	2.901	2.482	360,000.00	399,189.60	(9,756.00)	1,740.60	1.0271	1,948	4.99	0.2831
05571BV34	125174	CP: BCPE	08/18/2020	08/03/2021	0.000	0.281	1,500,000.00	1,498,836.44	4,083.34	0.00	0.9973	124	0.34	0.0028
05580AYV0	125391	CD: BMW NA	03/12/2021	09/12/2023	0.200	0.200	248,000.00	247,944.92	0.00	27.18	1.0000	894	2.44	0.0727
14042RMC2	123874	CD: CAPITAL 1 NA	06/26/2019	06/26/2023	2.250	2.250	249,000.00	261,857.38	0.00	1,473.53	1.0000	816	2.18	0.0612
14042TAX5	123873	CD: CAPITAL 1 NA	06/26/2019	06/26/2023	2.250	2.250	249,000.00	261,857.38	0.00	1,473.53	1.0000	816	2.18	0.0612
15118RRP4	124230	CD: CELTIC BANK	08/30/2019	08/30/2027	2.000	2.000	250,000.00	274,154.55	0.00	27.40	1.0000	2,342	6.04	0.4072
17312QM97	124132	CD: Citibank	08/28/2019	06/15/2022	3.100	1.949	245,000.00	255,921.46	(7,634.20)	2,226.48	1.0312	440	1.18	0.0212
23223PFG7	125294	MUNI: Cuyahoga Cnty	12/04/2020	12/01/2023	1.828	0.300	1,000,000.00	1,049,571.45	(45,470.00)	6,093.33	1.0455	974	2.60	0.0840
254673ZL3	124129	CD: Discover Bank	08/28/2019	06/26/2026	2.650	2.200	250,000.00	279,875.76	(7,092.50)	1,742.47	1.0284	1,912	4.91	0.2753
3130AABG2	120330	FHLB	04/27/2017	11/29/2021	1.875	1.867	500,000.00	512,497.08	(178.00)	3,177.08	1.0004	242	0.66	0.0081
3130AKCB0	125233	FHLB	10/13/2020	10/13/2021	0.125	0.125	1,000,000.00	1,000,504.78	0.00	583.33	1.0000	195	0.53	0.0056
31315PZS1	125349	FAMCA	01/20/2021	01/24/2023	2.130	2.156	300,000.00	313,745.75	150.00	1,189.25	0.9995	663	1.78	0.0427
3134GWQC3	125198	FHLMC	08/31/2020	11/18/2022	0.250	0.245	1,250,000.00	1,252,738.47	(125.00)	1,154.51	1.0001	596	1.63	0.0353
3134GXJF2	125320	FHLMC	12/30/2020	12/30/2022	0.200	0.200	1,000,000.00	1,000,912.70	0.00	505.56	1.0000	638	1.74	0.0397
3137EAE09	120336	FHLMC	04/27/2017	08/12/2021	1.125	1.845	500,000.00	504,645.63	14,800.00	765.63	0.9704	133	0.36	0.0032
38149MBW2	123875	CD: GOLDMAN SACHS	06/26/2019	06/26/2023	2.350	2.350	249,000.00	262,478.34	0.00	1,539.02	1.0000	816	2.18	0.0611
404280BA6	124985	CORP: HSBC	03/11/2020	05/25/2023	3.600	1.650	1,000,000.00	1,086,485.71	(60,620.00)	12,600.00	1.0606	784	2.06	0.0564
438670Q79	124456	MUNI: CTY HONOLULU	10/16/2019	11/01/2022	2.512	1.721	750,000.00	785,697.33	(17,325.00)	7,902.33	1.0231	579	1.55	0.0337
4423315T7	124242	MUNI: HOUSTON	09/10/2019	03/01/2024	1.950	1.845	500,000.00	522,071.33	(2,255.00)	821.33	1.0045	1,065	2.85	0.0985
45506DWT8	123872	MUNI: INDIANA STATE	06/25/2019	07/01/2027	2.816	2.532	950,000.00	1,036,079.50	(19,475.00)	6,688.00	1.0205	2,282	5.77	0.3729
459200HP9	123963	CORP: IBM	07/15/2019	08/01/2023	3.375	2.423	500,000.00	540,187.38	(18,235.00)	2,812.50	1.0365	852	2.25	0.0655
61760AV55	124127	CD: MORGAN	08/28/2019	08/22/2024	2.000	2.000	250,000.00	264,947.16	0.00	520.55	1.0000	1,239	3.29	0.1293
64966MEB1	124124	MUNI: NYC	08/28/2019	08/01/2027	2.520	2.128	300,000.00	314,739.00	(8,526.00)	1,260.00	1.0284	2,313	5.90	0.3873
64966MGL7	123854	MUNI: NYC Trans Fin	06/21/2019	12/01/2024	2.900	2.355	2,875,000.00	3,119,913.26	(79,522.50)	28,023.26	1.0277	1,340	3.49	0.1449
64990AKS3	124122	MUNI: NYSHGR	08/28/2019	03/15/2022	2.950	1.872	160,000.00	165,010.04	(4,227.20)	218.04	1.0264	348	0.95	0.0143
67869TAD7	123970	MUNI: OKL CNTY SD	07/15/2019	06/01/2024	2.650	2.260	1,000,000.00	1,054,876.94	(17,870.00)	8,906.94	1.0179	1,157	3.04	0.1123
68607VT54	123966	MUNI: OREGON	07/15/2019	04/01/2025	2.946	2.270	1,000,000.00	1,088,885.00	(35,860.00)	14,893.67	1.0359	1,461	3.76	0.1676
69349LAG3	125381	CORP: PNC	02/19/2021	11/01/2022	2.700	0.305	750,000.00	789,252.21	(30,330.00)	8,381.25	1.0404	579	1.55	0.0338
69371RP427	125208	CORP: Paccar Fin'l	09/11/2020	08/09/2021	3.150	0.160	1,000,000.00	1,015,402.40	(27,210.00)	4,550.00	1.0272	130	0.36	0.0031
70153RKR8	125407	CD: PARKWAY BK & TRT	03/30/2021	03/30/2023	0.150	0.150	248,000.00	247,822.86	0.00	2.04	1.0000	728	1.99	0.0501
73474TAR1	123965	MUNI: PORT OF MORROW	07/15/2019	09/01/2025	2.302	2.423	500,000.00	532,491.14	3,435.00	991.14	0.9931	1,614	4.23	0.2063
73723RH6	124121	MUNI: CITY OF PORTS	08/28/2019	02/01/2027	2.000	1.967	500,000.00	529,474.83	(1,140.00)	1,629.83	1.0023	2,132	5.54	0.3428
7954503Q6	123877	CD: SALLIE MAE	06/26/2019	06/27/2022	2.250	2.248	249,000.00	257,931.92	0.00	1,458.18	1.0000	452	1.22	0.0222
864784GR8	125296	MUNI: SUFFOLKVA	12/04/2020	06/01/2024	0.750	0.391	1,000,000.00	1,019,481.28	(12,440.00)	2,500.00	1.0124	1,157	3.13	0.1167

Investment Report

April 1, 2021

CUSIP	ContNo	Issuer	Purchase Date	Maturity Date	Coupon	Yield to Maturity	Current Par	Market Value	(Premium)/Discount	Accrued Interest	Original Cost	Days To Maturity	Duration	Convexity
Stanton II General Reserve (Continued)														
88213AGC3	124126	MUNI: TEXAS A&M UNIV	08/28/2019	05/15/2027	2.508	2.058	100,000.00	108,393.66	(3,175.00)	949.16	1.0318	2,235	5.69	0.3632
88213AHL2	123968	MUNI: TEXAS A&M UNIV	07/15/2019	05/15/2024	2.884	2.215	500,000.00	546,145.11	(15,195.00)	5,487.61	1.0304	1,140	2.98	0.1090
912828QN3	111818	US Treasury	05/20/2011	05/15/2021	3.125	3.208	500,000.00	513,979.83	3,515.60	5,913.33	0.9930	44	0.13	0.0008
912828W89	121938	US Treasury	04/19/2018	03/31/2022	1.875	2.624	1,050,000.00	1,075,771.59	29,326.17	53.79	0.9721	364	0.99	0.0153
91282CBD2	125344	US Treasury	01/21/2021	12/31/2022	0.125	0.131	1,500,000.00	1,500,022.20	176.39	473.96	0.9999	639	1.76	0.0401
949763RK4	124130	CD: WELLS FARGO	08/28/2019	06/14/2022	3.100	1.949	245,000.00	254,028.09	(7,663.60)	374.55	1.0313	439	1.18	0.0211
VP4560000	124594	Wells Fargo	11/04/2019	04/01/2021	0.010	0.010	446,512.59	446,512.59	0.00	6.76	1.0000	0	0.00	0.0000
					1.817	1.401	28,517,512.59	29,702,403.56	(371,420.57)	144,657.33	1.0130	846	2.23	0.0885
Stanton II O&M														
05571BZ89	125400	CP: BCPE	03/25/2021	12/08/2021	0.000	0.452	500,000.00	499,055.89	1,592.50	0.00	0.9968	251	0.69	0.0081
05990CW18	125217	CP: BCI MIAMI	09/30/2020	09/01/2021	0.000	0.458	2,000,000.00	1,998,016.82	8,400.00	0.00	0.9958	153	0.42	0.0038
27873JWL5	125305	CP: EBURY FIN	12/08/2020	09/20/2021	0.000	0.254	1,000,000.00	998,874.42	1,986.11	0.00	0.9980	172	0.47	0.0046
3132X02W0	122214	FAMCA	06/29/2018	06/29/2021	2.750	2.750	2,500,000.00	2,560,156.94	0.00	17,569.44	1.0000	89	0.24	0.0019
32110YQQ1	125210	CD: First Natl Bk Am	09/17/2020	09/17/2021	0.100	0.100	250,000.00	249,966.42	0.00	10.27	1.0000	169	0.46	0.0045
59740JZK8	125212	CD: MIDFIRST BANK	09/23/2020	09/23/2021	0.100	0.100	250,000.00	250,083.83	0.00	130.14	1.0000	175	0.48	0.0047
83369BT48	125091	CP: Societe Generale	06/08/2020	06/04/2021	0.000	0.523	1,500,000.00	1,499,516.59	7,821.66	0.00	0.9948	64	0.18	0.0012
9128282F6	124029	US Treasury	07/25/2019	08/31/2021	1.125	1.314	1,500,000.00	1,513,830.39	5,859.37	1,467.39	0.9961	152	0.42	0.0039
N/A	125282	STANTON II SBA	11/05/2020	04/01/2021	0.130	0.130	441,894.87	441,894.87	0.00	52.04	1.0000	0	0.00	0.0000
VP4560000	125385	Wells Fargo	12/31/2020	04/01/2021	0.010	0.010	2,102,101.28	2,102,101.28	0.00	18.14	1.0000	0	0.00	0.0000
					0.722	0.926	12,043,996.15	12,113,497.45	25,659.64	19,247.42	0.9979	103	0.28	0.0026
STANTON II PROJECT FUND 2020 POOLED LOAN														
N/A	125118	Goldman Sachs M-Mkt	06/25/2020	04/01/2021	0.030	0.030	0.05	0.05	0.00	0.00	1.0000	0	0.00	0.0000
					0.030	0.030	0.05	0.05	0.00	0.00	1.0000	0	0.00	0.0000
Stanton II R&R														
3130AF5B9	124461	FHLB	10/15/2019	10/12/2021	3.000	1.589	550,000.00	572,646.25	(15,154.60)	7,700.00	1.0276	194	0.52	0.0060
89236THU2	125332	CORP: TOYOTA	01/11/2021	01/11/2024	0.450	0.373	500,000.00	504,196.80	(1,150.00)	500.00	1.0023	1,015	2.76	0.0918
VP4560000	124595	Wells Fargo	11/04/2019	04/01/2021	0.010	0.010	367,278.64	367,278.64	0.00	1.29	1.0000	0	0.00	0.0000
					1.326	0.751	1,417,278.64	1,444,121.69	(16,304.60)	8,201.29	1.0115	433	1.18	0.0347
STANTON II REVENUE FUND 2020 POOLED LOAN														
N/A	125409	Goldman Sachs M-Mkt	03/29/2021	04/01/2021	0.030	0.030	4,605.84	4,605.84	0.00	0.01	1.0000	0	0.00	0.0000
					0.030	0.030	4,605.84	4,605.84	0.00	0.01	1.0000	0	0.00	0.0000
STANTON II SUBORDINATED DEBT FUND 2020														
X9X9USDADM1	125145	MORGAN STANLEY LIQ	07/27/2020	04/01/2021	0.030	0.030	15.07	15.07	0.00	5.92	1.0000	0	0.00	0.0000
					0.030	0.030	15.07	15.07	0.00	5.92	1.0000	0	0.00	0.0000
		STN2 Pool Summary			1.158	0.989	54,750,692.47	56,037,863.25	(355,104.42)	174,117.27	1.0065	493	1.30	0.0486

Investment Report

April 1, 2021

<u>CUSIP</u>	<u>ContNo</u>	<u>Issuer</u>	<u>Purchase Date</u>	<u>Maturity Date</u>	<u>Coupon</u>	<u>Yield to Maturity</u>	<u>Current Par</u>	<u>Market Value</u>	<u>(Premium)/Discount</u>	<u>Accrued Interest</u>	<u>Original Cost</u>	<u>Days To Maturity</u>	<u>Duration</u>	<u>Convexity</u>
Tri City Contingency														
05571BZ89	125300	CP: BCPE	12/09/2020	12/08/2021	0.000	0.320	250,000.00	249,527.94	796.25	0.00	0.9968	251	0.69	0.0081
419792KE5	124474	MUNI: HAWAII ST GO	10/28/2019	10/01/2021	1.934	1.673	500,000.00	507,592.50	(2,445.00)	4,888.72	1.0049	183	0.50	0.0055
914745FV1	124577	Muni Univ of Alabama	11/06/2019	10/01/2021	4.000	1.711	205,000.00	212,016.13	(8,747.35)	4,145.56	1.0427	183	0.49	0.0056
VP4560000	124597	Wells Fargo	11/04/2019	04/01/2021	0.010	0.010	163,112.92	163,112.92	0.00	1.45	1.0000	0	0.00	0.0000
					1.600	1.135	1,118,112.92	1,132,249.49	(10,396.10)	9,035.73	1.0093	172	0.47	0.0053
Tri City General Reserve														
12509RTU5	125120	CP: CDP Financial	07/08/2020	06/28/2021	0.000	0.251	250,000.00	249,870.46	616.32	0.00	0.9975	88	0.24	0.0018
3133ELT53	125162	FFCB	07/30/2020	04/13/2023	0.370	0.370	200,000.00	199,927.33	0.00	345.33	1.0000	742	2.02	0.0521
VP4560000	124598	Wells Fargo	11/04/2019	04/01/2021	0.010	0.010	220,106.49	220,106.49	0.00	1.96	1.0000	0	0.00	0.0000
					0.114	0.207	670,106.49	669,904.28	616.32	347.29	0.9991	254	0.69	0.0162
Tri City O&M														
N/A	125283	TRI CITY SBA	11/05/2020	04/01/2021	0.130	0.130	697,684.55	697,684.55	0.00	82.17	1.0000	0	0.00	0.0000
VP4560000	124614	Wells Fargo	11/21/2019	04/01/2021	0.010	0.010	278,237.80	278,237.80	0.00	2.08	1.0000	0	0.00	0.0000
					0.096	0.096	975,922.35	975,922.35	0.00	84.25	1.0000	0	0.00	0.0000
Tri City R&R														
05914GAC2	125395	MUNI: BALTIMORE CNTY	03/22/2021	08/01/2023	0.240	0.216	250,000.00	250,340.07	(142.50)	15.00	1.0006	852	2.33	0.0666
12509RTU5	125121	CP: CDP FINANCIAL	07/08/2020	06/28/2021	0.000	0.251	150,000.00	149,922.28	369.79	0.00	0.9975	88	0.24	0.0018
31422BNE6	124463	FAMCA	10/25/2019	10/21/2021	1.600	1.631	185,000.00	188,901.86	112.66	1,315.56	0.9994	203	0.55	0.0063
606822AL8	125330	CP: MUFG Bank	01/11/2021	02/22/2022	2.998	0.234	258,000.00	265,455.85	(7,928.34)	837.94	1.0307	327	0.89	0.0129
72345SKP5	125317	CD: PINNACLE BANK	12/18/2020	10/21/2021	1.150	0.151	245,000.00	246,452.91	(2,060.45)	84.91	1.0084	203	0.55	0.0061
VP4560000	124578	Wells Fargo	11/04/2019	04/01/2021	0.010	0.010	148,774.65	148,774.65	0.00	3.10	1.0000	0	0.00	0.0000
					1.142	0.398	1,236,774.65	1,249,847.62	(9,648.84)	2,256.51	1.0078	322	0.88	0.0185
TRI Pool Summary					0.843	0.498	4,000,916.41	4,027,923.74	(19,428.62)	11,723.78	1.0049	190	0.52	0.0099
Open Investments					0.826	1.920	429,219,248.76	436,069,304.87	(2,380,582.03)	956,165.45	1.0055	285	0.75	0.0287