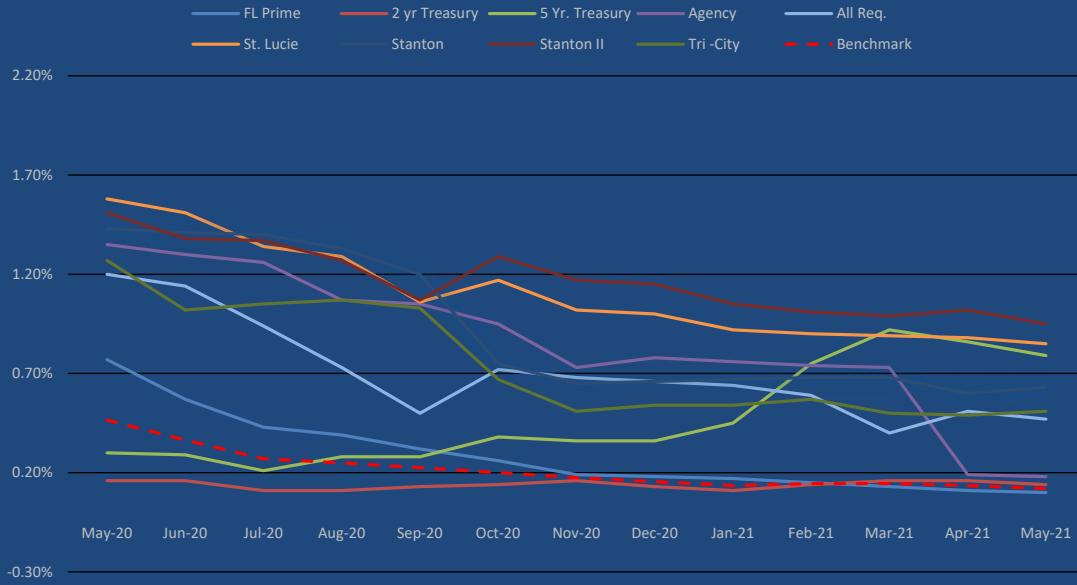
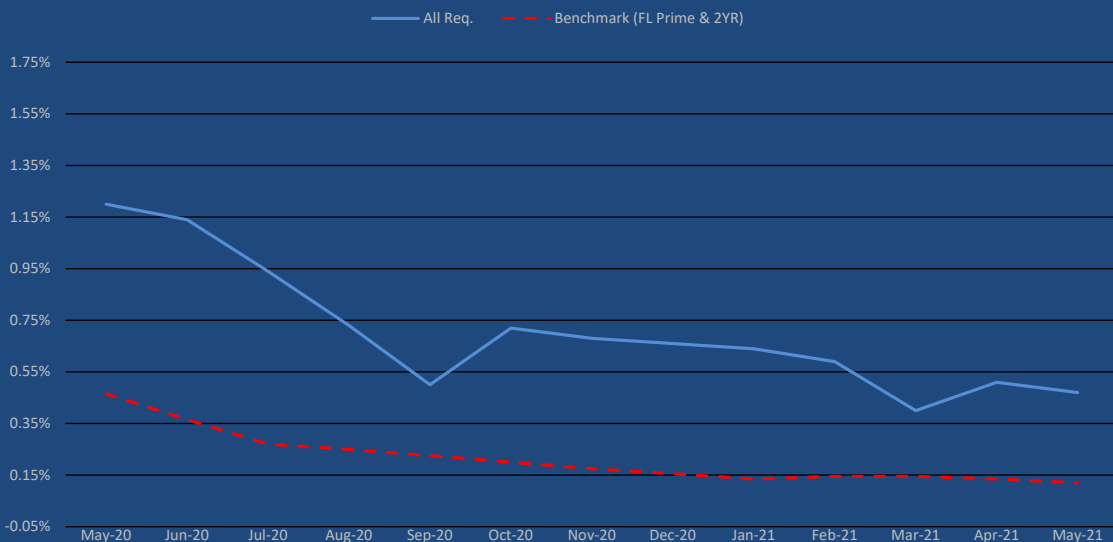


**FMPA BOD Projects Total Weighted Average Yield vs.
Florida Prime and 2 YR & 5YR Treasury
(May 2020 - May 2021)**



Month	FL Prime	2 yr Treasury	5 Yr. Treasury	Agency	All Req.	St. Lucie	Stanton	Stanton II	Tri-City
5/31/2020	0.77%	0.16%	0.30%	1.35%	1.20%	1.58%	1.43%	1.51%	1.27%
6/30/2020	0.57%	0.16%	0.29%	1.30%	1.14%	1.51%	1.41%	1.38%	1.02%
7/31/2020	0.43%	0.11%	0.21%	1.26%	0.94%	1.34%	1.40%	1.37%	1.05%
8/31/2020	0.39%	0.11%	0.28%	1.07%	0.73%	1.29%	1.33%	1.27%	1.07%
9/30/2020	0.32%	0.13%	0.28%	1.05%	0.50%	1.06%	1.20%	1.07%	1.03%
10/31/2020	0.26%	0.14%	0.38%	0.95%	0.72%	1.17%	0.75%	1.29%	0.67%
11/30/2020	0.19%	0.16%	0.36%	0.73%	0.68%	1.02%	0.65%	1.17%	0.51%
12/31/2020	0.18%	0.13%	0.36%	0.78%	0.66%	1.00%	0.66%	1.15%	0.54%
1/31/2021	0.17%	0.11%	0.45%	0.76%	0.64%	0.92%	0.67%	1.05%	0.54%
2/28/2021	0.15%	0.14%	0.75%	0.74%	0.59%	0.90%	0.68%	1.01%	0.57%
3/31/2021	0.13%	0.16%	0.92%	0.73%	0.40%	0.89%	0.68%	0.99%	0.50%
4/30/2021	0.11%	0.16%	0.86%	0.19%	0.51%	0.88%	0.60%	1.02%	0.49%
5/31/2021	0.10%	0.14%	0.79%	0.18%	0.47%	0.85%	0.63%	0.95%	0.51%

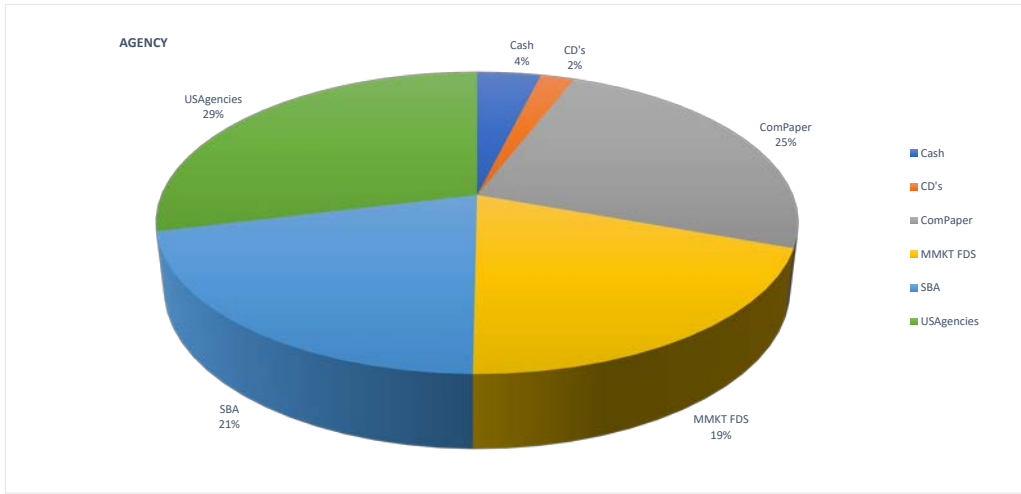
**FMPA All-Requirements Total Weighted Average Yield vs.
Florida Prime and 2 Year Treasury
(May 2020 - May 2021)**



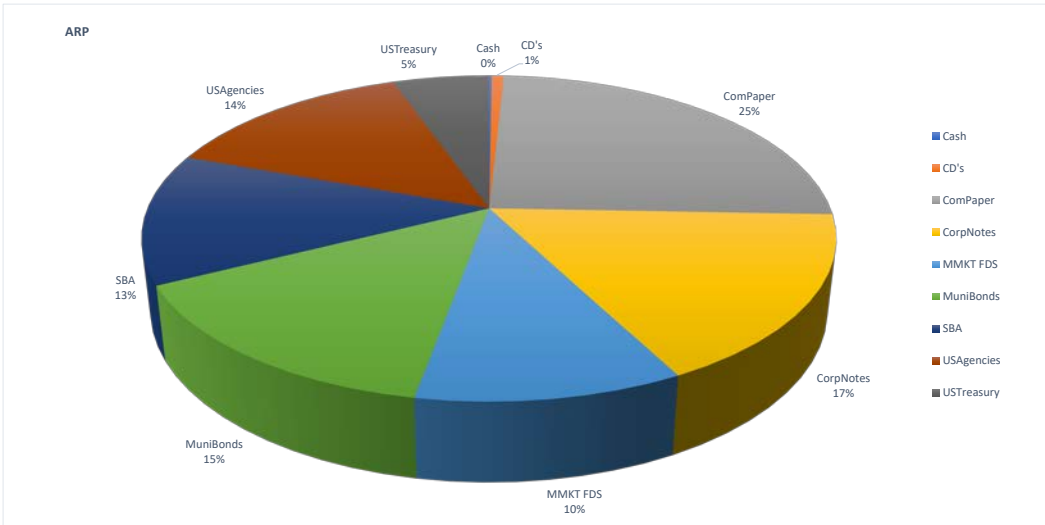
FMPA_MonthlyDiversification

** All graphs include cash held in the checking accounts; whereas, the investment report shows investments only.

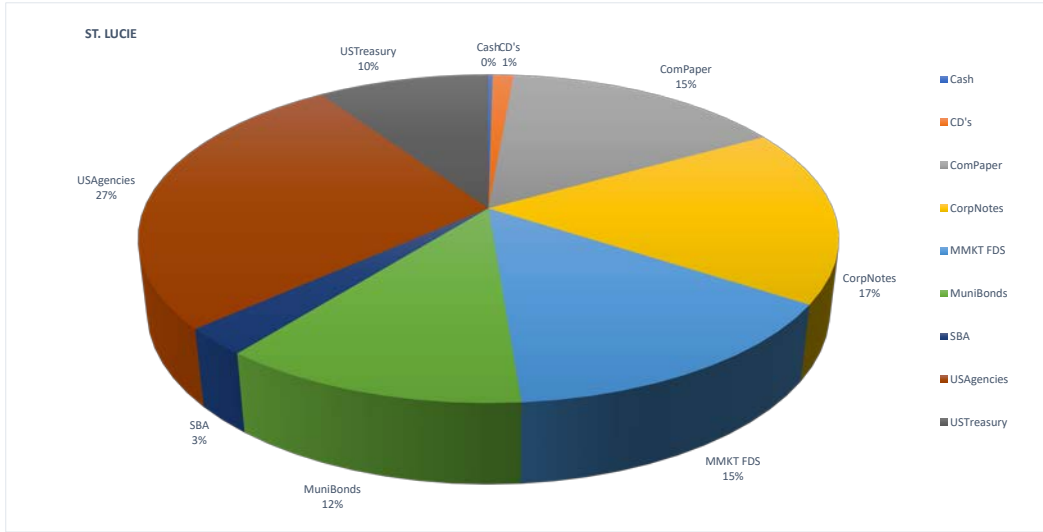
Sum of value	Column Labels	CD's	ComPaper	MMKT FDS	SBA	USAgencies	Grand Total
AGN	Cash	466,536.16					466,536.16
AGN-O&M		248,312.62	2,996,628.14	2,379,638.65	2,547,878.17	3,500,009.73	11,672,467.31
Grand Total		466,536.16	248,312.62	2,996,628.14	2,379,638.65	3,500,009.73	12,139,003.47
% of Total		3.84%	2.05%	24.69%	19.60%	20.99%	100.00%



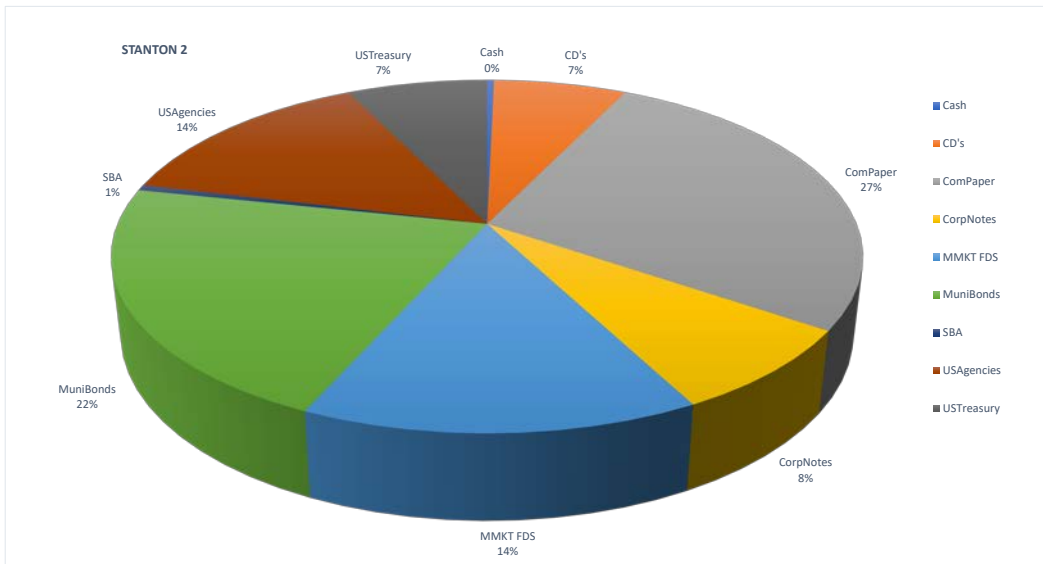
Sum of value	Column Labels	CD's	ComPaper	CorpNotes	MMKT FDS	MuniBonds	SBA	USAgencies	USTreasury	Grand Total
ARP	Cash	450,000.00								450,000.00
ARP-GEN		511,648.23	2,999,189.91		452,852.97	779,034.05		1,000,636.80	1,044,585.62	6,787,947.58
ARP-O&M		1,292,507.19	1,999,435.33	5,615,590.35	18,491,642.68	7,547,617.06	16,471,474.88	21,717,823.48	4,245,149.09	77,381,240.06
ARP-R&R		250,146.31		7,730,349.81	229,583.27	8,773,503.81		6,856,690.93	2,171,221.88	26,011,496.01
ARP RPA			3,498,991.66		1,115,756.55					4,614,748.21
ARP-2019B			799,405.52		318,252.22					1,117,657.74
ARP-21ACON			19,819,364.78		367,390.59		10,740,946.51		9,075,231.28	40,002,933.16
ARP-21BSUB			10,401,231.79	36,155,424.98	725,758.33	27,782,340.88	12,871,030.89	13,637,430.07		101,573,216.94
ARP-CON13A			999,256.90	1,023,088.72	643,675.41					2,666,021.03
ARP-DS15B			3,997,411.84		1,131,958.03					5,129,369.87
ARP-DS16A			24,982,227.92		5,055,593.71					30,037,821.63
ARP-DS17B			3,997,139.12		762,285.99					4,759,425.11
ARP-SOLAR			2,749,749.26		999,872.70					3,749,621.96
ARP-CONT				1,076,479.45	51,842.77	302,874.45				1,431,196.67
ARP-2019A					815,492.06					815,492.06
ARP-21A DS					97,399.98					97,399.98
ARP-21B DS					137,768.00					137,768.00
ARP-DS17A					580,430.08					580,430.08
ARP-DS18A					353,297.81					353,297.81
ARP-SUBDBT					2.51					2.51
Grand Total		450,000.00	2,054,301.73	76,243,404.03	51,600,933.31	32,330,855.66	45,185,370.25	40,083,452.28	43,212,581.28	16,536,187.87
% of Total		0.15%	0.67%	24.78%	16.77%	10.51%	14.69%	13.03%	14.04%	5.37%



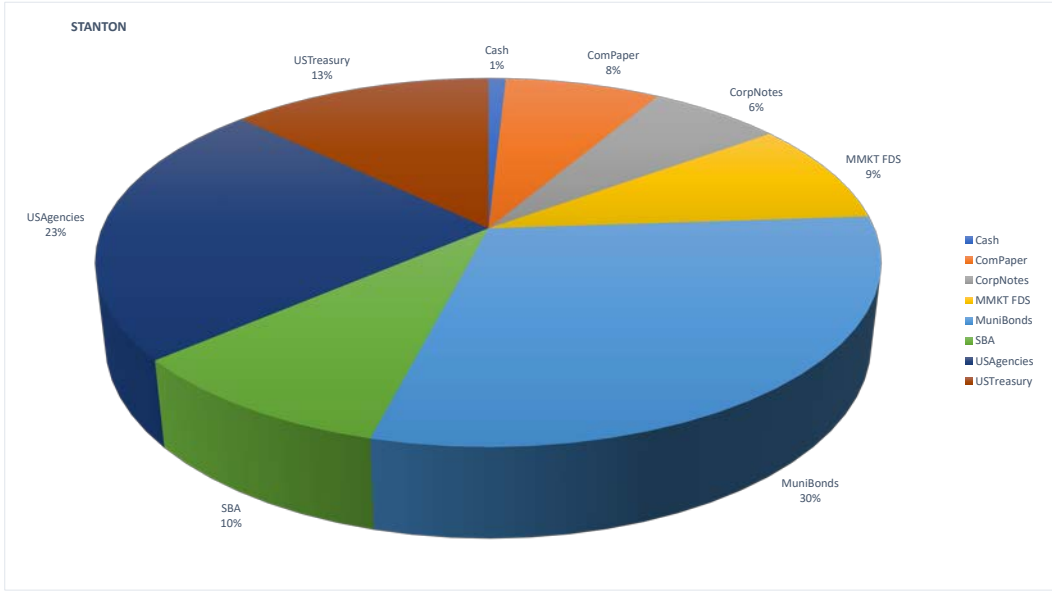
Sum of value	Column Labels	CD's	ComPaper	CorpNotes	MMKT FDS	MuniBonds	SBA	USAgencies	USTreasury	Grand Total
Row Labels	Cash									
SL	200,000.00									200,000.00
STL-O&M		500,131.67		1,036,688.77	560,859.19		2,322,083.97		5,165,726.72	9,585,490.32
STL-R&R		500,479.79	1,697,828.88	518,344.37	2,920,450.20	506,653.33		1,795,982.80	500,163.59	8,439,902.96
STL NFS			1,999,005.87		3,079,414.92					5,078,420.79
STL-12-DSR			3,402,636.72		58,968.67					3,461,605.39
STL-DECOM			3,994,928.31			1,024,229.31		597,812.64	2,534,222.84	8,151,193.10
STL-DS10			999,259.35		464,273.60					1,463,532.95
STL-GEN		1,294,831.79		11,623,561.08	3,241,713.21	8,309,347.66		15,749,352.16		40,218,805.90
STL-CONT				521,419.18	291,371.53	513,905.00		1,001,808.33		2,328,504.04
STL-DSR11				1,318,882.75	384,293.62			4,354,098.31		6,057,274.68
STL-12-DS					490,784.87					490,784.87
STL-DS13A					915,289.27					915,289.27
STL-DS2011					197,644.81					197,644.81
Grand Total	200,000.00	1,000,611.46	13,388,490.92	15,018,896.15	12,605,063.89	10,354,135.30	2,322,083.97	23,499,054.24	8,200,113.15	86,588,449.08
% of Total	0.23%	1.16%	15.46%	17.35%	14.56%	11.96%	2.68%	27.14%	9.47%	100.00%



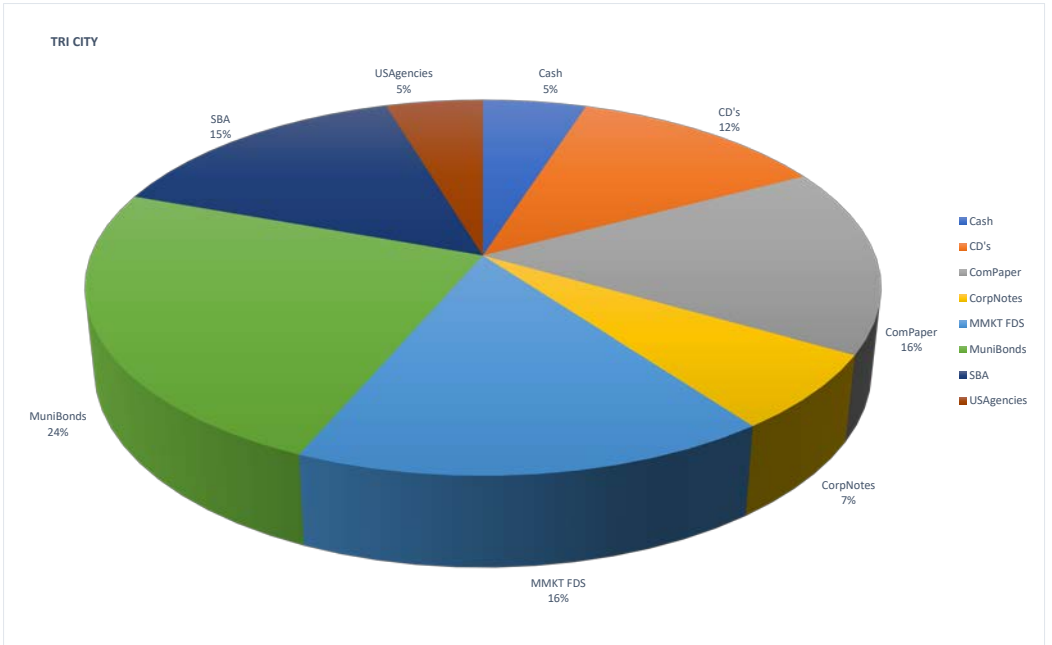
Sum of value	Column Labels	CD's	ComPaper	CorpNotes	MMKT FDS	MuniBonds	SBA	USAgencies	USTreasury	Grand Total
Row Labels	Cash									
STN2	200,000.00									200,000.00
STN2-GEN		3,376,736.72	1,499,526.15	3,404,299.02	2,021,869.93	12,229,896.89		4,582,857.14	2,579,552.61	29,694,738.46
STN2-O&M		500,131.67	4,997,575.00		1,969,041.01		291,972.16	2,571,615.28	1,516,627.61	11,846,962.73
STN2-12DS			2,747,963.22		1,328,670.12					4,076,633.34
STN2-12DSR			3,998,764.84		229,581.30					4,228,346.14
STN2-DS17B			2,248,333.54		1,177,020.79					3,425,354.33
STN2-CONT				504,440.18	422,486.98			205,729.22		1,132,656.38
STN2-R&R				504,440.18	593,690.51			567,192.08		1,665,322.77
STN2-DS17A					345,476.90					345,476.90
STN2-DS20					0.70					0.70
STN2-PR20					0.05					0.05
STN2-REV20					0.01					0.01
STN2-SUBDT					95,379.60					95,379.60
Grand Total	200,000.00	3,876,868.39	15,492,162.75	4,413,179.38	8,183,217.90	12,229,896.89	291,972.16	7,927,393.72	4,096,180.22	56,710,871.41
% of Total	0.35%	6.84%	27.32%	7.78%	14.43%	21.57%	0.51%	13.98%	7.22%	100.00%



Sum of value	Column Labels								
Row Labels	Cash	ComPaper	CorpNotes	MMKT FDS	MuniBonds	SBA	USAgencies	USTreasury	Grand Total
STN	200,000.00								200,000.00
STN-O&M		1,299,324.85		1,344,585.90		2,273,841.34	1,000,290.00	1,522,808.25	7,440,850.34
STN-R&R		499,361.44		387,650.78	1,178,963.46			1,500,490.78	3,566,466.46
STN-GEN			1,525,622.47	327,192.43	4,872,820.67		4,525,250.81		11,250,886.38
STN-CONT				48,740.18	1,038,712.07		-		1,087,452.25
Grand Total	200,000.00	1,798,686.29	1,525,622.47	2,108,169.29	7,090,496.20	2,273,841.34	5,525,540.81	3,023,299.03	23,545,655.43
% of Total	0.85%	7.64%	6.48%	8.95%	30.11%	9.66%	23.47%	12.84%	100%



Sum of value	Column Labels								
Row Labels	Cash	CD's	ComPaper	CorpNotes	MMKT FDS	MuniBonds	SBA	USAgencies	Grand Total
TC	200,000.00								200,000.00
TRI-GEN		250,124.43	249,974.59		170,479.72				670,578.74
TRI-R&R		246,044.91	149,984.75	265,519.80	125,830.76	250,440.09		187,915.19	1,225,735.50
TRI-CONT			249,680.72		172,050.72	722,636.60			1,144,368.04
TRI-O&M					200,656.20		597,814.43		798,470.63
Grand Total	200,000.00	496,169.34	649,640.06	265,519.80	669,017.40	973,076.69	597,814.43	187,915.19	4,039,152.91
% of Total	4.95%	12.28%	16.08%	6.57%	16.56%	24.09%	14.80%	4.65%	100.00%



Investment Report

June 1, 2021

CUSIP	ContNo	Issuer	Purchase Date	Maturity Date	Coupon	Yield to Maturity	Current Par	Market Value	(Premium)/Discount	Accrued Interest	Original Cost	Days To Maturity	Duration	Convexity
Agency O&M														
00850VDC3	125433	CP: AGRI BK CHINA NY	04/22/2021	04/12/2022	0.000	0.295	1,000,000.00	997,366.18	2,859.72	0.00	0.9971	315	0.86	0.0117
05990CUD4	125179	CP: BCI MIAMI	08/21/2020	07/13/2021	0.000	0.401	1,000,000.00	999,819.23	3,622.22	0.00	0.9964	42	0.11	0.0007
3130AJZ44	125205	FHLB	09/10/2020	08/20/2021	0.125	0.131	1,000,000.00	999,790.69	57.00	350.69	0.9999	80	0.22	0.0016
3130AKCB0	125284	FHLB	11/12/2020	10/13/2021	0.125	0.125	1,500,000.00	1,500,194.25	0.00	250.00	1.0000	134	0.37	0.0032
3133EMCG5	125270	FFCB	10/29/2020	10/08/2021	0.100	0.127	1,000,000.00	1,000,024.79	250.00	147.22	0.9998	129	0.35	0.0030
40588LW39	125297	CP: HALKIN FINANCE	12/08/2020	09/03/2021	0.000	0.274	1,000,000.00	999,442.73	2,017.50	0.00	0.9980	94	0.26	0.0019
87270LBS1	124438	CD: TIAA FSB	10/16/2019	08/04/2021	2.750	1.847	245,000.00	248,312.62	(3,885.70)	2,159.69	1.0159	64	0.18	0.0012
N/A	125278	AGENCY SBA	11/05/2020	06/01/2021	0.100	0.100	2,547,878.17	2,547,878.17	0.00	239.23	1.0000	0	0.00	0.0000
VP4560000	124711	Wells Fargo	11/26/2019	06/01/2021	0.010	0.010	2,379,638.65	2,379,638.65	0.00	10.19	1.0000	0	0.00	0.0000
					0.117	0.184	11,672,516.82	11,672,467.31	4,920.74	3,157.02	0.9996	75	0.21	0.0021
AGN Pool Summary					0.117	0.184	11,672,516.82	11,672,467.31	4,920.74	3,157.02	0.9996	75	0.21	0.0021
ALL REQUIREMENTS 2013A CONSTRUCTION														
30229AWW5	125392	CP: Exxon Mobil Corp	03/12/2021	09/30/2021	0.000	0.142	1,000,000.00	999,256.90	785.56	0.00	0.9992	121	0.33	0.0027
30231GAJ1	125422	CORP: EXXON MOBIL	04/13/2021	03/06/2022	2.397	0.533	1,000,000.00	1,023,088.72	(16,660.00)	5,659.58	1.0167	278	0.76	0.0101
N/A	116079	Goldman Sachs M-Mkt	09/17/2013	06/01/2021	0.010	0.010	643,675.41	643,675.41	0.00	12.48	1.0000	0	0.00	0.0000
					0.909	0.258	2,643,675.41	2,666,021.03	(15,874.44)	5,672.06	1.0060	151	0.41	0.0049
ALL REQUIREMENTS 2021A CONSTRUCTION														
00850VDN9	125444	CP: AGRI BK CHINA NY	04/27/2021	04/22/2022	0.000	0.305	5,000,000.00	4,986,200.23	15,000.00	0.00	0.9970	325	0.89	0.0123
02088WXN5	125452	CP: ALPINE SEC LLC	04/27/2021	10/22/2021	0.000	0.203	4,919,000.00	4,914,558.13	4,864.34	0.00	0.9990	143	0.39	0.0035
2198X3DS3	125459	CP: CORP ANDINA	04/27/2021	04/26/2022	0.000	0.285	4,937,000.00	4,923,121.43	13,977.19	0.00	0.9972	329	0.90	0.0126
2284K0XN0	125445	CP: CROWN POINT CAPL	04/27/2021	10/22/2021	0.000	0.223	5,000,000.00	4,995,484.99	5,438.89	0.00	0.9989	143	0.39	0.0035
912828YK0	125457	US Treasury	04/27/2021	10/15/2022	1.375	0.112	4,000,000.00	4,075,214.83	(74,062.50)	7,062.84	1.0185	501	1.37	0.0264
91282CAR2	125455	US Treasury	04/27/2021	10/31/2022	0.125	0.125	5,000,000.00	5,000,016.45	(0.28)	555.56	1.0000	517	1.41	0.0273
N/A	125432	Goldman Sachs M-Mkt	04/15/2021	06/01/2021	0.010	0.010	367,390.59	367,390.59	0.00	7.04	1.0000	0	0.00	0.0000
N/A	125475	ARP 21A CONSTR SBA	04/30/2021	06/01/2021	0.100	0.100	10,740,946.51	10,740,946.51	0.00	1,047.16	1.0000	0	0.00	0.0000
					0.180	0.180	39,964,337.10	40,002,933.16	(34,782.36)	8,672.60	1.0009	232	0.63	0.0100

Investment Report

June 1, 2021

<u>CUSIP</u>	<u>ContNo</u>	<u>Issuer</u>	<u>Purchase Date</u>	<u>Maturity Date</u>	<u>Coupon</u>	<u>Yield to Maturity</u>	<u>Current Par</u>	<u>Market Value</u>	<u>(Premium)/Discount</u>	<u>Accrued Interest</u>	<u>Original Cost</u>	<u>Days To Maturity</u>	<u>Duration</u>	<u>Convexity</u>
ALL REQUIREMENTS 2021B SUBORDINATE BOND PROCEED														
02665WDL2	125449	CORP: HONDA	04/27/2021	07/08/2025	1.200	1.022	6,500,000.00	6,772,254.45	(47,385.00)	30,983.33	1.0073	1,498	4.00	0.1850
06406RAS6	125442	CORP: BK OF NY	04/27/2021	04/26/2024	0.500	0.487	5,000,000.00	5,047,610.62	(1,884.99)	2,430.56	1.0004	1,060	2.88	0.0993
10373QBJ8	125448	CORP: BP	04/27/2021	04/06/2025	3.194	1.060	5,000,000.00	5,584,763.91	(410,799.99)	24,398.61	1.0822	1,405	3.65	0.1581
127145LF5	125506	MUNI: CACHE CNTY UT	05/27/2021	06/15/2025	3.000	0.660	1,975,000.00	2,192,343.62	(184,386.00)	658.33	1.0934	1,475	3.85	0.1737
160357XD6	125503	MUNI: CTY CHARLESTON	05/26/2021	03/01/2025	1.250	0.520	1,255,000.00	1,302,104.17	(34,098.35)	217.88	1.0272	1,369	3.68	0.1577
23223PFP7	125501	MUNI: Cuyahoga Cnty	05/21/2021	12/01/2023	4.000	0.093	2,500,000.00	2,737,563.67	(238,750.00)	57,777.78	1.0955	913	2.36	0.0723
235308D75	125460	MUNI: DALLAS TX SCH	04/27/2021	08/15/2025	4.000	0.700	6,110,000.00	7,086,720.97	(852,528.30)	26,476.67	1.1395	1,536	3.92	0.1815
27873JUS2	125454	CP: EBURY FIN	04/27/2021	07/26/2021	0.000	0.162	4,904,000.00	4,902,738.04	1,961.60	0.00	0.9996	55	0.15	0.0010
3130AMKF8	125504	FHLB	05/27/2021	08/27/2025	0.820	0.820	5,000,000.00	5,091,591.86	0.00	455.56	1.0000	1,548	4.17	0.1988
3133EMWH1	125451	FFCB	04/27/2021	04/21/2025	0.710	0.710	3,000,000.00	3,044,459.54	0.00	2,425.83	1.0000	1,420	3.84	0.1697
3135G05X7	125450	FNMA	04/27/2021	08/25/2025	0.375	0.692	3,000,000.00	3,001,682.33	40,470.00	3,000.00	0.9865	1,546	4.20	0.2000
3137EAEX3	125497	FHLMC	05/17/2021	09/23/2025	0.375	0.691	2,500,000.00	2,499,696.34	33,750.00	1,770.83	0.9865	1,575	4.28	0.2071
341271AD6	125458	MUNI: FLORIDA SBA	04/27/2021	07/01/2025	1.258	0.978	5,000,000.00	5,226,702.60	(57,150.00)	26,208.33	1.0114	1,491	3.97	0.1830
35569PFG3	125498	MUNI: FREDERICK CNTY	05/17/2021	08/01/2025	3.000	0.637	1,630,000.00	1,830,163.95	(159,560.70)	16,300.00	1.0979	1,522	3.93	0.1815
37331NAJ0	125441	CORP:GEORGIA-PAC IFIC	04/27/2021	09/30/2025	1.750	1.130	5,500,000.00	5,857,042.58	(146,841.42)	16,309.03	1.0267	1,582	4.18	0.2020
45581BUP0	125446	CP: ICBC/NEW YORK	04/27/2021	07/23/2021	0.000	0.213	5,000,000.00	4,998,809.54	2,537.50	0.00	0.9995	52	0.14	0.0009
485106UW6	125461	Kansas City, MO	04/28/2021	04/01/2025	1.295	0.949	2,000,000.00	2,082,254.85	(26,600.00)	2,877.78	1.0133	1,400	3.75	0.1635
53944QWE6	125486	CP: LMA Americas	05/12/2021	09/14/2021	0.000	0.132	500,000.00	499,684.21	225.69	0.00	0.9995	105	0.29	0.0023
68609TT81	125499	MUNI: Oregon State	05/18/2021	08/01/2025	0.803	0.666	1,300,000.00	1,328,951.17	(7,371.00)	550.95	1.0057	1,522	4.11	0.1928
74256LEE5	125440	CORP: PRINCIPAL LIFE	04/27/2021	06/23/2025	1.250	1.070	5,000,000.00	5,222,001.93	(36,450.00)	27,430.56	1.0073	1,483	3.95	0.1813
74368CAX2	125443	CORP: PROTECTIVELIFE	04/27/2021	07/15/2025	1.170	1.168	2,375,000.00	2,470,978.57	(155.61)	10,497.50	1.0001	1,505	4.02	0.1867
78015K7H1	125439	CORP: RBC CAPL MKTS	04/27/2021	06/10/2025	1.150	1.005	5,000,000.00	5,200,772.92	(29,149.99)	27,312.50	1.0058	1,470	3.93	0.1788
91417K2W0	125496	MUNI: UNIV COLORADO	05/17/2021	06/01/2025	2.347	0.650	3,690,000.00	3,995,535.88	(249,185.70)	43,302.15	1.0675	1,461	3.81	0.1711
N/A	125431	Goldman Sachs M-Mkt	04/15/2021	06/01/2021	0.010	0.010	725,758.33	725,758.33	0.00	74.74	1.0000	0	0.00	0.0000
N/A	125476	ARP 21B SUB SBA	04/30/2021	06/01/2021	0.100	0.100	12,871,030.89	12,871,030.89	0.00	1,130.94	1.0000	0	0.00	0.0000
					1.291	0.663	97,335,789.22	101,573,216.94	(2,403,352.26)	322,589.86	1.0247	1,096	2.91	0.1308
ALL REQUIREMENTS CONTINGENCY														
74153WCL1	125397	CORP: PRICOA GL FD	03/25/2021	09/23/2024	2.400	0.610	1,000,000.00	1,076,479.45	(61,800.00)	4,533.33	1.0618	1,210	3.20	0.1230
79642B3M3	120585	MUNI: SANWTR	06/20/2017	05/15/2023	5.000	1.390	270,000.00	302,874.45	(55,047.60)	600.00	1.2039	713	1.88	0.0479
VP4560000	124582	Wells Fargo	11/04/2019	06/01/2021	0.010	0.010	51,842.77	51,842.77	0.00	0.44	1.0000	0	0.00	0.0000
					2.837	0.746	1,321,842.77	1,431,196.67	(116,847.60)	5,133.77	1.0884	1,061	2.80	0.1028

Investment Report

June 1, 2021

<u>CUSIP</u>	<u>ContNo</u>	<u>Issuer</u>	<u>Purchase Date</u>	<u>Maturity Date</u>	<u>Coupon</u>	<u>Yield to Maturity</u>	<u>Current Par</u>	<u>Market Value</u>	<u>(Premium)/Discount</u>	<u>Accrued Interest</u>	<u>Original Cost</u>	<u>Days To Maturity</u>	<u>Duration</u>	<u>Convexity</u>
ALL REQUIREMENTS DEBT SERVICE 2015B														
53944QWE6	125487	CP: LMA Americas	05/12/2021	09/14/2021	0.000	0.132	1,000,000.00	999,368.41	451.39	0.00	0.9995	105	0.29	0.0023
62455AWH6	125418	CP: Mountcliff Fund	04/12/2021	09/17/2021	0.000	0.193	3,000,000.00	2,998,043.43	2,501.67	0.00	0.9992	108	0.30	0.0023
N/A	118434	Goldman Sachs M-Mkt	01/28/2016	06/01/2021	0.010	0.010	1,131,958.03	1,131,958.03	0.00	15.74	1.0000	0	0.00	0.0000
					0.002	0.141	5,131,958.03	5,129,369.87	2,953.06	15.74	0.9994	84	0.23	0.0018
ALL REQUIREMENTS DEBT SERVICE 2016A														
0347M2WW2	125469	CP: Anglesea Funding	04/30/2021	09/30/2021	0.000	0.122	5,000,000.00	4,996,284.51	2,550.00	0.00	0.9995	121	0.33	0.0027
15060XWL2	125416	CP: CEDRSP	04/09/2021	09/20/2021	0.000	0.213	5,000,000.00	4,996,635.34	4,783.33	0.00	0.9990	111	0.30	0.0024
16536HWW7	125435	CP: CHESHAM FINANCE	04/22/2021	09/30/2021	0.000	0.162	5,000,000.00	4,996,284.51	3,577.80	0.00	0.9993	121	0.33	0.0027
27873JWW1	125417	CP: EBURY FIN	04/09/2021	09/30/2021	0.000	0.173	5,000,000.00	4,996,284.51	4,108.35	0.00	0.9992	121	0.33	0.0027
39021UWH5	125415	CP: GREAT BRIDGE	04/09/2021	09/17/2021	0.000	0.193	5,000,000.00	4,996,739.05	4,248.61	0.00	0.9992	108	0.30	0.0023
N/A	118861	Goldman Sachs M-Mkt	05/12/2016	06/01/2021	0.010	0.010	5,055,593.71	5,055,593.71	0.00	11.98	1.0000	0	0.00	0.0000
					0.002	0.145	30,055,593.71	30,037,821.63	19,268.09	11.98	0.9994	97	0.27	0.0022
ALL REQUIREMENTS DEBT SERVICE 2017A														
N/A	120615	Goldman Sachs M-Mkt	06/30/2017	06/01/2021	0.010	0.010	580,430.08	580,430.08	0.00	6.14	1.0000	0	0.00	0.0000
					0.010	0.010	580,430.08	580,430.08	0.00	6.14	1.0000	0	0.00	0.0000
ALL REQUIREMENTS DEBT SERVICE 2017B														
2284KOWW1	125419	CP: CROWN POINT CAPL	04/12/2021	09/30/2021	0.000	0.173	3,000,000.00	2,997,770.71	2,422.50	0.00	0.9992	121	0.33	0.0027
53944QWE6	125488	CP: LMA Americas	05/12/2021	09/14/2021	0.000	0.132	1,000,000.00	999,368.41	451.39	0.00	0.9995	105	0.29	0.0023
N/A	120616	Goldman Sachs M-Mkt	06/30/2017	06/01/2021	0.010	0.010	762,285.99	762,285.99	0.00	12.84	1.0000	0	0.00	0.0000
					0.002	0.138	4,762,285.99	4,759,425.11	2,873.89	12.84	0.9994	98	0.27	0.0022
ALL REQUIREMENTS DEBT SERVICE 2018A														
N/A	122318	Goldman Sachs M-Mkt	07/26/2018	06/01/2021	0.010	0.010	353,297.81	353,297.81	0.00	3.74	1.0000	0	0.00	0.0000
					0.010	0.010	353,297.81	353,297.81	0.00	3.74	1.0000	0	0.00	0.0000
ALL REQUIREMENTS DEBT SERVICE 2019A														
N/A	124837	Goldman Sachs M-Mkt	11/25/2019	06/01/2021	0.010	0.010	815,492.06	815,492.06	0.00	11.05	1.0000	0	0.00	0.0000
					0.010	0.010	815,492.06	815,492.06	0.00	11.05	1.0000	0	0.00	0.0000
ALL REQUIREMENTS DEBT SERVICE 2019B														
16536HWW7	125434	CP: CHESHAM FINANCE	04/22/2021	09/30/2021	0.000	0.162	800,000.00	799,405.52	572.45	0.00	0.9993	121	0.33	0.0027
N/A	124838	Goldman Sachs M-Mkt	11/25/2019	06/01/2021	0.010	0.010	318,252.22	318,252.22	0.00	3.58	1.0000	0	0.00	0.0000
					0.003	0.119	1,118,252.22	1,117,657.74	572.45	3.58	0.9995	87	0.24	0.0020
ALL REQUIREMENTS DEBT SERVICE 2021A														
N/A	125470	Goldman Sachs M-Mkt	04/30/2021	06/01/2021	0.010	0.010	97,399.98	97,399.98	0.00	0.25	1.0000	0	0.00	0.0000
					0.010	0.010	97,399.98	97,399.98	0.00	0.25	1.0000	0	0.00	0.0000
ALL REQUIREMENTS DEBT SERVICE 2021B														
N/A	125477	Goldman Sachs M-Mkt	05/04/2021	06/01/2021	0.010	0.010	137,768.00	137,768.00	0.00	0.43	1.0000	0	0.00	0.0000
					0.010	0.010	137,768.00	137,768.00	0.00	0.43	1.0000	0	0.00	0.0000

Investment Report

June 1, 2021

<u>CUSIP</u>	<u>ContNo</u>	<u>Issuer</u>	<u>Purchase Date</u>	<u>Maturity Date</u>	<u>Coupon</u>	<u>Yield to Maturity</u>	<u>Current Par</u>	<u>Market Value</u>	<u>(Premium)/Discount</u>	<u>Accrued Interest</u>	<u>Original Cost</u>	<u>Days To Maturity</u>	<u>Duration</u>	<u>Convexity</u>
ALL REQUIREMENTS GENERAL RESERVE														
05571BV34	125256	CP: BCPE	10/20/2020	08/03/2021	0.000	0.342	2,000,000.00	1,999,368.20	5,444.44	0.00	0.9973	63	0.17	0.0012
05990CUD4	125257	CP: BCI MIAMI	10/20/2020	07/13/2021	0.000	0.499	1,000,000.00	999,821.71	3,622.22	0.00	0.9964	42	0.11	0.0007
31422XCS9	125394	FAMCA	03/16/2021	06/16/2023	0.200	0.200	1,000,000.00	1,000,636.80	0.00	416.67	1.0000	745	2.04	0.0523
372348BZ4	122077	CD: GENOA	02/28/2018	02/28/2023	2.550	2.550	245,000.00	255,164.20	0.00	68.47	1.0000	637	1.71	0.0397
61334ECZ97	125271	MUNI: Montgomery	10/29/2020	04/01/2022	4.000	0.201	750,000.00	779,034.05	(40,447.50)	5,000.00	1.0539	304	0.82	0.0116
87270LBF9	121723	CD: TIAA FSB	02/23/2018	02/23/2023	2.500	2.500	245,000.00	256,484.03	0.00	1,644.52	1.0000	632	1.69	0.0392
912828YM6	125423	US Treasury	04/15/2021	10/31/2024	1.500	0.501	1,000,000.00	1,044,585.62	(35,033.45)	1,291.67	1.0350	1,248	3.34	0.1322
VP4560000	124710	Wells Fargo	11/25/2019	06/01/2021	0.010	0.010	452,852.97	452,852.97	0.00	4.03	1.0000	0	0.00	0.0000
					0.888	0.490	6,692,852.97	6,787,947.58	(66,414.29)	8,425.36	1.0099	403	1.09	0.0322
ALL REQUIREMENTS GENERAL RESERVE RPA														
02088WTJ9	125436	CP: ALPINE SEC LLC	04/22/2021	06/18/2021	0.000	0.122	1,000,000.00	999,944.29	190.00	0.00	0.9998	17	0.05	0.0003
05970RVA0	125483	CP: BANCO SANTANDER	05/12/2021	08/10/2021	0.000	0.152	1,500,000.00	1,499,456.19	562.50	0.00	0.9996	70	0.19	0.0013
15060XVG4	125500	CP: CEDRSP	05/21/2021	08/16/2021	0.000	0.152	1,000,000.00	999,591.18	362.50	0.00	0.9996	76	0.21	0.0015
VP4560000	124584	Wells Fargo	11/04/2019	06/01/2021	0.010	0.010	1,115,756.55	1,115,756.55	0.00	17.76	1.0000	0	0.00	0.0000
					0.002	0.111	4,615,756.55	4,614,748.21	1,115.00	17.76	0.9998	43	0.12	0.0008

Investment Report

June 1, 2021

<u>CUSIP</u>	<u>ContNo</u>	<u>Issuer</u>	<u>Purchase Date</u>	<u>Maturity Date</u>	<u>Coupon</u>	<u>Yield to Maturity</u>	<u>Current Par</u>	<u>Market Value</u>	<u>(Premium)/Discount</u>	<u>Accrued Interest</u>	<u>Original Cost</u>	<u>Days To Maturity</u>	<u>Duration</u>	<u>Convexity</u>
ALL REQUIREMENTS O&M														
02587DY85	125142	CD: American Express	10/01/2019	09/06/2022	2.400	2.000	247,000.00	248,777.31	(2,798.51)	1,412.98	1.0113	462	1.25	0.0227
06251A2D1	125186	CD: BANK HAPOALIM	08/26/2020	08/26/2022	0.250	0.250	249,000.00	249,450.68	0.00	162.02	1.0000	451	1.23	0.0217
17325FAQ1	125209	Corp: Citibank	09/11/2020	07/23/2021	3.400	0.477	2,000,000.00	2,033,738.63	(50,500.00)	24,177.78	1.0253	52	0.14	0.0010
254673MP8	125112	CD: Discover Bank	06/26/2020	02/22/2028	3.000	3.000	245,000.00	287,948.71	0.00	1,993.56	1.0000	2,457	6.15	0.4228
3130A0EN6	124747	FHLB	12/12/2019	12/10/2021	2.875	1.645	3,000,000.00	3,130,653.75	(72,108.00)	40,968.75	1.0240	192	0.52	0.0060
3130AJZJ1	125184	FHLB	08/25/2020	08/25/2023	0.320	0.320	444,444.44	444,497.03	0.00	379.26	1.0000	815	2.22	0.0615
3132X02W0	122210	FAMCA	06/29/2018	06/29/2021	2.750	2.750	2,000,000.00	2,057,292.22	0.00	23,222.22	1.0000	28	0.08	0.0005
3133ELW67	125462	FFCB	04/28/2021	07/21/2022	0.220	0.261	1,500,000.00	1,499,839.17	750.00	311.67	0.9995	415	1.14	0.0188
3133EMCG5	125269	FFCB	10/29/2020	10/08/2021	0.100	0.127	5,000,000.00	5,000,123.93	1,250.00	736.11	0.9998	129	0.35	0.0030
3134GWF9	125147	FHLMC	07/30/2020	07/29/2022	0.250	0.250	2,875,000.00	2,872,375.76	0.00	2,435.76	1.0000	423	1.16	0.0195
3134GWPQ3	125177	FHLMC	08/21/2020	08/19/2022	0.200	0.210	750,000.00	748,415.00	150.00	425.00	0.9998	444	1.21	0.0211
3134GWS2	125181	FHLMC	08/24/2020	08/24/2022	0.220	0.220	875,000.00	875,260.56	0.00	518.68	1.0000	449	1.23	0.0216
3135G05R0	125168	FNMA	08/11/2020	08/10/2023	0.300	0.338	2,000,000.00	2,000,580.00	2,284.00	1,850.00	0.9989	800	2.18	0.0595
3135G0Q89	125114	FNMA	06/26/2020	10/07/2021	1.375	1.751	1,000,000.00	1,013,637.50	4,730.00	2,062.50	0.9953	128	0.35	0.0030
31422BPC8	125467	FAMCA	04/30/2021	11/20/2023	1.720	0.270	2,000,000.00	2,075,148.56	(73,800.00)	1,051.11	1.0369	902	2.43	0.0735
404280BA6	125115	CORP: HSBC	06/26/2020	05/25/2023	3.600	1.525	500,000.00	534,448.30	(30,310.00)	300.00	1.0606	723	1.93	0.0492
40588LW39	125298	CP: HALKIN FINANCE	12/08/2020	09/03/2021	0.000	0.274	1,000,000.00	999,442.73	2,017.50	0.00	0.9980	94	0.26	0.0019
419792KE5	124475	MUNI: HAWAII ST GO	10/28/2019	10/01/2021	1.934	1.673	2,000,000.00	2,036,924.11	(9,780.00)	6,554.11	1.0049	122	0.33	0.0028
46625HJC5	125207	CORP: JP MORGAN	09/11/2020	08/15/2021	4.350	0.226	2,000,000.00	2,043,116.22	(76,400.00)	25,616.67	1.0382	75	0.21	0.0015
4913137B2	121196	MUNI: KY STATE	10/19/2017	02/01/2022	5.000	0.952	530,000.00	570,230.53	(89,835.00)	8,833.33	1.1695	245	0.66	0.0086
64952WDR1	125180	CORP: NYLIFE	08/24/2020	09/20/2022	0.400	0.303	1,000,000.00	1,004,287.20	(2,891.53)	788.89	1.0029	476	1.30	0.0239
68608VDV3	125401	MUNI: Oregon State	03/26/2021	05/01/2025	3.069	0.900	1,000,000.00	1,111,979.59	(87,050.00)	2,557.50	1.0871	1,430	3.72	0.1636
7417017F7	125468	MUNI: PRINCE GEORGE	04/30/2021	09/15/2023	0.700	0.240	2,750,000.00	2,786,526.16	(29,920.00)	4,063.89	1.0109	836	2.27	0.0645
83369BT48	125089	CP: Societe Generale	06/08/2020	06/04/2021	0.000	0.523	1,000,000.00	999,992.60	5,214.44	0.00	0.9948	3	0.01	0.0000
8648136U9	124457	MUNI: SUFFOLKVA	10/17/2019	02/01/2023	1.937	1.859	1,000,000.00	1,041,956.67	(2,480.00)	6,456.67	1.0025	610	1.64	0.0370
9128284S6	125491	US Treasury	05/12/2021	05/31/2023	2.750	0.158	2,500,000.00	2,629,804.59	(132,372.77)	190.97	0.0016	729	1.93	0.0499
912828B66	123230	US Treasury	02/21/2019	02/15/2024	2.750	2.554	1,480,000.00	1,615,344.50	(13,489.47)	11,917.68	1.0091	989	2.61	0.0855
940637MR9	125183	CD: Washington Trust	08/24/2020	08/24/2021	0.150	0.150	250,000.00	250,310.16	0.00	288.70	1.0000	84	0.23	0.0017
949763NT9	125110	CD: Wells Fargo	06/26/2020	02/28/2023	2.750	2.750	245,000.00	256,020.33	0.00	73.84	1.0000	637	1.71	0.0397
N/A	125279	All Req. SBA	11/05/2020	06/01/2021	0.100	0.100	16,471,474.88	16,471,474.88	0.00	1,754.15	1.0000	0	0.00	0.0000
VP4560000	124611	Wells Fargo	11/21/2019	06/01/2021	0.010	0.010	18,491,642.68	18,491,642.68	0.00	77.18	1.0000	0	0.00	0.0000
					0.885	0.447	76,403,562.00	77,381,240.06	(657,339.34)	171,180.98	0.9742	235	0.63	0.0166

Investment Report

June 1, 2021

<u>CUSIP</u>	<u>ContNo</u>	<u>Issuer</u>	<u>Purchase Date</u>	<u>Maturity Date</u>	<u>Coupon</u>	<u>Yield to Maturity</u>	<u>Current Par</u>	<u>Market Value</u>	<u>(Premium)/Discount</u>	<u>Accrued Interest</u>	<u>Original Cost</u>	<u>Days To Maturity</u>	<u>Duration</u>	<u>Convexity</u>
ALL REQUIREMENTS RENEWAL & REPLACEMENT														
037833BY5	125408	CORP: APPLE INC	03/30/2021	02/23/2026	3.250	1.233	1,500,000.00	1,717,782.19	(143,370.00)	13,270.83	1.0956	1,728	4.41	0.2261
05580AZJ6	125428	CD: BMW NA	04/16/2021	04/17/2023	0.200	0.200	250,000.00	250,146.31	0.00	63.01	1.0000	685	1.87	0.0450
283770NU5	125405	MUNI: EL PASO SCHOOL	03/29/2021	08/15/2026	5.000	0.996	1,500,000.00	1,882,203.36	(313,680.00)	22,083.33	1.2091	1,901	4.66	0.2530
3130A3KM5	121512	FHLB	12/29/2017	12/09/2022	2.500	2.265	1,000,000.00	1,059,565.55	(10,920.00)	11,950.55	1.0109	556	1.49	0.0316
3130AKCB0	125285	FHLB	11/12/2020	10/13/2021	0.125	0.125	1,000,000.00	1,000,129.50	0.00	166.67	1.0000	134	0.37	0.0032
3133EAG77	121753	FFCB	03/05/2018	08/07/2034	3.150	3.280	1,500,000.00	1,791,750.00	24,645.00	14,962.50	0.9836	4,815	11.11	1.3179
3134GWSB3	125187	FHLMC	08/26/2020	08/26/2022	0.220	0.223	1,000,000.00	1,000,520.56	50.00	580.56	1.0000	451	1.23	0.0217
3134GXJF2	125318	FHLMC	12/30/2020	12/30/2022	0.200	0.200	1,000,000.00	1,001,308.64	0.00	838.89	1.0000	577	1.58	0.0333
31422XFN7	125473	FAMCA	05/03/2021	05/03/2024	0.350	0.350	1,000,000.00	1,003,416.68	0.00	272.22	1.0000	1,067	2.91	0.1005
404280BJ7	125412	CORP: HSBC	04/01/2021	03/13/2023	3.262	1.913	1,000,000.00	1,062,573.63	(25,690.00)	7,067.67	1.0257	650	1.73	0.0410
46849LTE1	123945	CORP: JACKSON NTL	06/28/2019	02/01/2022	3.300	2.278	600,000.00	619,622.17	(15,306.00)	6,600.00	1.0255	245	0.66	0.0084
46849LTM3	125380	CORP: JACKSON NTL	02/19/2021	09/15/2022	2.375	0.199	500,000.00	517,250.21	(16,981.96)	2,572.92	1.0340	471	1.27	0.0238
59217GEE5	125363	CORP: METLIFE	01/29/2021	01/13/2023	1.950	0.260	700,000.00	725,682.13	(23,058.00)	5,232.50	1.0329	591	1.59	0.0351
606822AL8	125329	CP: MUFG Bank	01/11/2021	02/22/2022	2.998	0.234	3,000,000.00	3,087,439.48	(92,190.00)	24,733.50	1.0307	266	0.72	0.0095
64971XEK0	125399	MUNI: NYC Trans Fin	03/25/2021	08/01/2026	3.430	1.110	1,500,000.00	1,754,323.59	(180,225.00)	17,150.00	1.1202	1,887	4.77	0.2620
64971XEK0	125403	MUNI: NYC Trans Fin	03/29/2021	08/01/2026	3.430	1.106	1,500,000.00	1,754,323.59	(180,225.00)	17,150.00	1.1202	1,887	4.77	0.2620
882724RB5	125406	MUNI: TEXAS ST	03/29/2021	10/01/2026	5.000	0.964	2,000,000.00	2,507,449.65	(431,860.00)	16,666.67	1.2159	1,948	4.79	0.2653
902273WX5	121455	MUNI: TYLER	12/08/2017	02/15/2026	5.000	1.870	700,000.00	875,203.62	(165,564.00)	10,248.62	1.2365	1,720	4.26	0.2138
9128284S6	125489	US Treasury	05/12/2021	05/31/2023	2.750	0.158	1,000,000.00	1,051,921.84	(52,949.11)	76.39	0.0016	729	1.93	0.0499
91282CBD2	125340	US Treasury	01/21/2021	12/31/2022	0.125	0.131	750,000.00	750,245.39	88.20	395.83	0.9999	578	1.59	0.0336
912833LJ7	120129	US Treasury	03/31/2014	08/15/2022	0.000	2.661	370,000.00	369,054.65	73,507.90	0.00	0.8013	440	1.20	0.0202
VP4560000	124585	Wells Fargo	11/04/2019	06/01/2021	0.010	0.010	229,583.27	229,583.27	0.00	6.13	1.0000	0	0.00	0.0000
					2.711	0.998	23,599,583.27	26,011,496.01	(1,553,727.97)	172,088.79	1.0213	1,269	3.17	0.1931
ALL REQUIREMENTS SOLAR O&M														
53262QTA2	125414	CP: LIME FUNDING	04/09/2021	06/10/2021	0.000	0.131	2,000,000.00	1,999,947.17	447.78	0.00	0.9998	9	0.02	0.0001
92646KUT7	125369	CP: VICTORY REC	02/18/2021	07/27/2021	0.000	0.132	750,000.00	749,802.09	430.62	0.00	0.9994	56	0.15	0.0010
VP4560000	125040	Wells Fargo	04/27/2020	06/01/2021	0.010	0.010	999,872.70	999,872.70	0.00	8.88	1.0000	0	0.00	0.0000
					0.003	0.099	3,749,872.70	3,749,621.96	878.40	8.88	0.9998	16	0.04	0.0003
ALL REQUIREMENTS SUBORDINATE DEBT														
N/A	125086	Goldman Sachs M-Mkt	05/29/2020	06/01/2021	0.010	0.010	2.51	2.51	0.00	0.00	1.0000	0	0.00	0.0000
					0.010	0.010	2.51	2.51	0.00	0.00	1.0000	0	0.00	0.0000
ARP Pool Summary					0.924	0.472	299,379,752.38	307,247,086.41	(4,820,677.37)	693,855.81	1.0038	576	1.52	0.0648
Bushnell Rate Stabilization Fund														
912828ZA1	125370	US Treasury	02/18/2021	02/28/2022	1.125	0.063	100,000.00	101,041.67	(1,078.30)	289.02	1.0108	272	0.74	0.0096
VP4560000	124580	Wells Fargo	11/04/2019	06/01/2021	0.010	0.010	51,977.62	51,977.62	0.00	0.46	1.0000	0	0.00	0.0000
					0.744	0.045	151,977.62	153,019.29	(1,078.30)	289.48	1.0071	179	0.49	0.0063
BUSH Pool Summary					0.744	0.045	151,977.62	153,019.29	(1,078.30)	289.48	1.0071	179	0.49	0.0063

Investment Report

June 1, 2021

<u>CUSIP</u>	<u>ContNo</u>	<u>Issuer</u>	<u>Purchase Date</u>	<u>Maturity Date</u>	<u>Coupon</u>	<u>Yield to Maturity</u>	<u>Current Par</u>	<u>Market Value</u>	<u>(Premium)/Discount</u>	<u>Accrued Interest</u>	<u>Original Cost</u>	<u>Days To Maturity</u>	<u>Duration</u>	<u>Convexity</u>
FMPA POOLED LN														
VP4560000	124586	Wells Fargo	11/04/2019	06/01/2021	0.010	0.010	65,432.60	65,432.60	0.00	0.58	1.0000	0	0.00	0.0000
					0.010	0.010	65,432.60	65,432.60	0.00	0.58	1.0000	0	0.00	0.0000
			FMPA Pool Summary		0.010	0.010	65,432.60	65,432.60	0.00	0.58	1.0000	0	0.00	0.0000
Kissimmee Rate Stabilization Fund														
VP4560000	124581	Wells Fargo	11/04/2019	06/01/2021	0.010	0.010	127,158.55	127,158.55	0.00	0.35	1.0000	0	0.00	0.0000
					0.010	0.010	127,158.55	127,158.55	0.00	0.35	1.0000	0	0.00	0.0000
			KUA Pool Summary		0.010	0.010	127,158.55	127,158.55	0.00	0.35	1.0000	0	0.00	0.0000
FMPA Pooled Loan Debt Service														
N/A	124748	Goldman Sachs M-Mkt	12/10/2019	06/01/2021	0.010	0.010	3.85	3.85	0.00	0.00	1.0000	0	0.00	0.0000
					0.010	0.010	3.85	3.85	0.00	0.00	1.0000	0	0.00	0.0000
			POOL Pool Summary		0.010	0.010	3.85	3.85	0.00	0.00	1.0000	0	0.00	0.0000
St Lucie Contingency														
3133ELXW9	125036	FFCB	04/29/2020	04/27/2022	0.300	0.305	1,000,000.00	1,001,808.33	100.00	283.33	0.9999	330	0.90	0.0128
6944PL2B4	125378	CORP: PACIFIC LIFE	02/19/2021	06/24/2025	1.200	0.849	500,000.00	521,419.18	(7,450.00)	2,616.67	1.0149	1,484	3.96	0.1817
975673CZ5	120716	MUNI: WIN SALEM	07/12/2017	06/01/2021	5.000	1.081	500,000.00	513,905.00	(74,385.00)	12,500.00	1.1488	0	0.00	0.0000
VP4560000	124587	Wells Fargo	11/04/2019	06/01/2021	0.010	0.010	291,371.53	291,371.53	0.00	2.59	1.0000	0	0.00	0.0000
					1.485	0.556	2,291,371.53	2,328,504.04	(81,735.00)	15,402.59	1.0357	468	1.26	0.0453
St Lucie Debt Service 2010														
45581BWW3	125426	CP: ICBC/NEW YORK	04/15/2021	09/30/2021	0.000	0.204	1,000,000.00	999,259.35	933.33	0.00	0.9991	121	0.33	0.0028
X9X9USDADM1	123466	MORGAN STANLEY LIQ	03/05/2019	06/01/2021	0.030	0.030	464,273.60	464,273.60	0.00	8.50	1.0000	0	0.00	0.0000
					0.010	0.149	1,464,273.60	1,463,532.95	933.33	8.50	0.9994	83	0.23	0.0019
St Lucie Debt Service 2011														
X9X9USDADM1	123471	MORGAN STANLEY LIQ	03/05/2019	06/01/2021	0.030	0.030	197,644.81	197,644.81	0.00	3.21	1.0000	0	0.00	0.0000
					0.030	0.030	197,644.81	197,644.81	0.00	3.21	1.0000	0	0.00	0.0000
St Lucie Debt Service 2012A														
X9X9USDADM1	123467	MORGAN STANLEY LIQ	03/05/2019	06/01/2021	0.030	0.030	490,784.87	490,784.87	0.00	7.98	1.0000	0	0.00	0.0000
					0.030	0.030	490,784.87	490,784.87	0.00	7.98	1.0000	0	0.00	0.0000
St Lucie Debt Service 2013A														
X9X9USDADM1	123469	MORGAN STANLEY LIQ	03/05/2019	06/01/2021	0.030	0.030	915,289.27	915,289.27	0.00	21.72	1.0000	0	0.00	0.0000
					0.030	0.030	915,289.27	915,289.27	0.00	21.72	1.0000	0	0.00	0.0000

Investment Report

June 1, 2021

<u>CUSIP</u>	<u>ContNo</u>	<u>Issuer</u>	<u>Purchase Date</u>	<u>Maturity Date</u>	<u>Coupon</u>	<u>Yield to Maturity</u>	<u>Current Par</u>	<u>Market Value</u>	<u>(Premium)/Discount</u>	<u>Accrued Interest</u>	<u>Original Cost</u>	<u>Days To Maturity</u>	<u>Duration</u>	<u>Convexity</u>
St Lucie Debt Service Res. 2011AB														
313378JP7	122203	FHLB	06/29/2018	09/10/2021	2.375	2.693	335,000.00	343,161.86	3,247.82	1,790.16	0.9903	101	0.28	0.0022
313378JP7	122205	FHLB	06/29/2018	09/10/2021	2.375	2.693	925,000.00	947,536.47	8,967.87	4,942.97	0.9903	101	0.28	0.0022
313378JP7	122206	FHLB	06/29/2018	09/10/2021	2.375	2.693	405,000.00	414,867.32	3,926.47	2,164.22	0.9903	101	0.28	0.0022
313378JP7	122207	FHLB	06/29/2018	09/10/2021	2.375	2.693	225,000.00	230,481.84	2,181.38	1,202.34	0.9903	101	0.28	0.0022
3136G46A6	125258	FNMA	10/27/2020	10/27/2023	0.300	0.303	1,000,000.00	1,002,418.07	100.00	283.33	0.9999	878	2.40	0.0704
3137EAEC9	121670	FHLMC	02/14/2018	08/12/2021	1.125	2.381	1,400,000.00	1,415,632.75	58,618.00	4,768.75	0.9581	72	0.20	0.0014
46625HJH4	125393	CORP: JP MORGAN	03/15/2021	01/25/2023	3.200	0.456	1,000,000.00	1,061,596.13	(50,790.00)	11,200.00	1.0508	603	1.61	0.0362
606822AL8	125337	CORP: Mitsubishi UFG	01/11/2021	02/22/2022	2.998	0.234	250,000.00	257,286.62	(7,682.50)	2,061.13	1.0307	266	0.72	0.0095
X9X9USDADM1	123470	MORGAN STANLEY LIQ	03/05/2019	06/01/2021	0.030	0.030	384,293.62	384,293.62	0.00	9.99	1.0000	0	0.00	0.0000
					1.743	1.562	5,924,293.62	6,057,274.68	18,569.04	28,422.89	0.9969	310	0.84	0.0194
St Lucie Debt Service Reserve 2012														
05990CZ72	125312	CP: BCI MIAMI	12/09/2020	12/07/2021	0.000	0.438	1,700,000.00	1,697,844.53	7,370.92	0.00	0.9957	189	0.52	0.0053
53948AU25	125244	CP: LLOYDS BANK	10/14/2020	07/02/2021	0.000	0.220	1,705,000.00	1,704,792.19	2,719.47	0.00	0.9984	31	0.08	0.0005
X9X9USDADM1	123468	MORGAN STANLEY LIQ	03/05/2019	06/01/2021	0.030	0.030	58,968.67	58,968.67	0.00	1.58	1.0000	0	0.00	0.0000
					0.001	0.324	3,463,968.67	3,461,605.39	10,090.39	1.58	0.9971	108	0.30	0.0028
St Lucie Decommissioning														
05990CZ72	125311	CP: BCI MIAMI	12/09/2020	12/07/2021	0.000	0.438	4,000,000.00	3,994,928.31	17,343.33	0.00	0.9957	189	0.52	0.0053
3133X8L34	109995	FHLB	07/28/2010	09/09/2024	5.365	3.850	500,000.00	597,812.64	(81,857.15)	6,110.14	1.1637	1,196	3.04	0.1143
646080SZ5	125255	NJ HGR ED	10/20/2020	12/01/2021	5.000	0.401	1,000,000.00	1,024,229.31	(51,060.00)	25,000.00	1.0511	183	0.49	0.0056
912828B66	116602	US Treasury	02/28/2014	02/15/2024	2.750	2.640	400,000.00	436,579.59	(3,828.12)	3,220.99	1.0096	989	2.61	0.0855
912833LQ1	116678	US Treasury	03/31/2014	02/15/2024	0.000	2.876	2,115,000.00	2,097,643.25	519,380.55	0.00	0.7544	989	2.71	0.0843
X9X9USDADM1	123464	MORGAN STANLEY LIQ	03/06/2019	06/01/2021	0.030	0.030	89,303,870.60	89,303,870.60	0.00	521.81	1.0000	0	0.00	0.0000
					0.118	0.143	97,318,870.60	97,455,063.70	399,978.61	34,852.94	0.9959	41	0.11	0.0031

Investment Report

June 1, 2021

<u>CUSIP</u>	<u>ContNo</u>	<u>Issuer</u>	<u>Purchase Date</u>	<u>Maturity Date</u>	<u>Coupon</u>	<u>Yield to Maturity</u>	<u>Current Par</u>	<u>Market Value</u>	<u>(Premium)/Discount</u>	<u>Accrued Interest</u>	<u>Original Cost</u>	<u>Days To Maturity</u>	<u>Duration</u>	<u>Convexity</u>
St Lucie General Reserve														
041042VC3	124990	ARKANSAS ST	03/30/2020	06/15/2022	3.250	2.080	200,000.00	206,645.22	(5,022.00)	2,997.22	1.0251	379	1.01	0.0166
05914GAC2	125396	MUNI: BALTIMORE CNTY	03/22/2021	08/01/2023	0.240	0.216	1,000,000.00	1,001,760.38	(570.00)	460.00	1.0006	791	2.16	0.0583
06406FAC7	122918	CORP: Bank of NY	12/21/2018	05/04/2026	2.800	3.670	2,000,000.00	2,242,441.05	111,512.24	4,200.00	0.9442	1,798	4.64	0.2474
09247XAJ0	125420	CORP: BLACKROCK	04/13/2021	06/01/2022	3.375	0.141	1,500,000.00	1,574,063.01	(54,915.00)	25,312.50	1.0366	365	0.98	0.0159
12509RTU5	125119	CP: CDP Financial	07/08/2020	06/28/2021	0.000	0.251	1,000,000.00	999,898.34	2,465.28	0.00	0.9975	27	0.07	0.0004
3130AF5B9	125240	FHLB	10/14/2020	10/12/2021	3.000	0.125	4,000,000.00	4,125,033.33	(114,240.00)	16,333.33	1.0286	133	0.36	0.0032
3132X0L33	124992	FAMCA	03/30/2020	02/21/2023	2.770	0.783	500,000.00	533,152.22	(28,350.00)	3,847.22	1.0567	630	1.69	0.0391
313378JP7	125351	FHLB	01/20/2021	09/10/2021	2.375	1.345	1,750,000.00	1,792,636.56	(32,197.57)	9,351.56	1.0184	101	0.28	0.0022
3133EHVV1	122914	FFCB	12/20/2018	09/01/2026	2.400	2.991	2,000,000.00	2,199,300.00	80,720.00	12,000.00	0.9596	1,918	4.96	0.2792
3133EJ5P0	123117	FFCB	01/24/2019	01/18/2022	2.600	2.662	2,500,000.00	2,596,513.89	4,400.00	24,013.89	0.9982	231	0.63	0.0077
3134GV5E4	125122	FHLMC	07/08/2020	07/08/2022	0.270	0.270	2,000,000.00	2,002,015.00	0.00	2,145.00	1.0000	402	1.10	0.0179
3134GXBC7	125288	FHLMC	11/18/2020	11/18/2022	0.180	0.180	1,500,000.00	1,500,411.16	0.00	97.50	1.0000	535	1.46	0.0290
3135G05R0	125169	FNMA	08/11/2020	08/10/2023	0.300	0.338	1,000,000.00	1,000,290.00	1,142.00	925.00	0.9989	800	2.18	0.0595
387883YY1	125021	MUNI Grant Cnty Util	04/20/2020	01/01/2023	1.544	1.001	1,050,000.00	1,080,878.75	(15,151.50)	6,755.00	1.0144	579	1.57	0.0340
404280BA6	124986	CORP: HSBC	03/11/2020	05/25/2023	3.600	1.650	1,000,000.00	1,068,896.61	(60,620.00)	600.00	1.0606	723	1.93	0.0492
46625HJC5	124977	CORP: JP MORGAN	02/18/2020	08/15/2021	4.350	1.681	1,000,000.00	1,021,558.12	(39,160.00)	12,808.33	1.0392	75	0.21	0.0015
492674PNO	124980	Muni: Kettering, OH	03/10/2020	12/01/2023	2.000	0.859	280,000.00	293,287.40	(11,691.56)	2,800.00	1.0418	913	2.43	0.0746
53948AU25	125348	CP: LLOYDS BANK	01/20/2021	07/21/2021	0.000	0.321	295,000.00	294,933.45	472.00	0.00	0.9984	50	0.14	0.0009
59217GEE5	125360	CORP: METLIFE	01/29/2021	01/13/2023	1.950	0.260	1,000,000.00	1,036,688.77	(32,940.00)	7,475.00	1.0329	591	1.59	0.0351
606822AU8	124983	CORP: Mitsubishi UFG	03/10/2020	03/02/2025	3.777	1.625	1,000,000.00	1,140,795.47	(102,520.00)	9,337.58	1.1025	1,370	3.52	0.1489
61334ECZ97	125274	MUNI: Montgomery	10/29/2020	04/01/2022	4.000	0.201	1,000,000.00	1,038,712.07	(53,930.00)	6,666.67	1.0539	304	0.82	0.0116
613741KM8	125018	MUNI: Montgomery	04/20/2020	06/01/2022	1.941	1.061	1,000,000.00	1,025,080.00	(18,350.00)	9,705.00	1.0184	365	0.99	0.0158
64972CZ63	124988	MUNI:NYC HSG DEV	03/25/2020	05/01/2023	3.121	2.500	500,000.00	527,757.92	(9,195.00)	1,300.42	1.0184	699	1.87	0.0464
720424D64	125494	MUNI: PIERCE CNTY SC	05/13/2021	12/01/2024	0.681	0.435	1,000,000.00	1,015,617.03	(8,120.00)	3,953.58	1.0081	1,279	3.46	0.1400
74368CAK0	124981	CORP: PROTECTIVELIFE	03/10/2020	06/28/2021	3.397	1.000	1,000,000.00	1,016,917.15	(30,866.00)	14,437.25	1.0309	27	0.07	0.0004
89236THU2	125331	CP: Toyota Motor	01/11/2021	01/11/2024	0.450	0.373	2,500,000.00	2,522,200.90	(5,750.00)	4,375.00	1.0023	954	2.60	0.0820
92818NGL6	124604	MUNI: VA STATE	11/20/2019	11/01/2024	2.200	2.101	2,000,000.00	2,119,608.89	(9,260.00)	3,788.89	1.0046	1,249	3.31	0.1305
VP4560000	124588	Wells Fargo	11/04/2019	06/01/2021	0.010	0.010	3,241,713.21	3,241,713.21	0.00	14.72	1.0000	0	0.00	0.0000
					1.919	1.061	38,816,713.21	40,218,805.90	(432,137.11)	185,700.66	1.0111	611	1.62	0.0588
ST LUCIE NUCLEAR FUEL STABILIZATION														
05970RVA0	125484	CP: BANCO SANTANDER	05/12/2021	08/10/2021	0.000	0.152	1,000,000.00	999,637.46	375.00	0.00	0.9996	70	0.19	0.0013
53944QWE6	125485	CP: LMA Americas	05/12/2021	09/14/2021	0.000	0.132	1,000,000.00	999,368.41	451.39	0.00	0.9995	105	0.29	0.0023
VP4560000	124589	Wells Fargo	11/04/2019	06/01/2021	0.010	0.010	3,079,414.92	3,079,414.92	0.00	20.59	1.0000	0	0.00	0.0000
					0.006	0.062	5,079,414.92	5,078,420.79	826.39	20.59	0.9998	34	0.10	0.0007

Investment Report

June 1, 2021

<u>CUSIP</u>	<u>ContNo</u>	<u>Issuer</u>	<u>Purchase Date</u>	<u>Maturity Date</u>	<u>Coupon</u>	<u>Yield to Maturity</u>	<u>Current Par</u>	<u>Market Value</u>	<u>(Premium)/Discount</u>	<u>Accrued Interest</u>	<u>Original Cost</u>	<u>Days To Maturity</u>	<u>Duration</u>	<u>Convexity</u>
St Lucie O&M														
32110YQQ1	125211	CD: First Natl Bk Am	09/17/2020	09/17/2021	0.100	0.100	250,000.00	249,985.97	0.00	10.27	1.0000	108	0.30	0.0024
59217GEE5	125357	CORP: METLIFE	01/29/2021	01/13/2023	1.950	0.260	1,000,000.00	1,036,688.77	(32,940.00)	7,475.00	1.0329	591	1.59	0.0351
59740JZK8	125214	CD: MIDFIRST BANK	09/23/2020	09/23/2021	0.100	0.100	250,000.00	250,145.70	0.00	171.92	1.0000	114	0.31	0.0025
9128284S6	125490	US Treasury	05/12/2021	05/31/2023	2.750	0.158	2,000,000.00	2,103,843.67	(105,898.22)	152.78	0.0016	729	1.93	0.0499
912828G87	125350	US Treasury	01/21/2021	12/31/2021	2.125	0.096	3,000,000.00	3,061,883.05	(57,284.14)	26,916.67	1.0191	213	0.58	0.0067
N/A	125280	ST LUCIE SBA	11/05/2020	06/01/2021	0.100	0.100	2,322,083.97	2,322,083.97	0.00	226.38	1.0000	0	0.00	0.0000
VP4560000	124612	Wells Fargo	11/21/2019	06/01/2021	0.010	0.010	560,859.19	560,859.19	0.00	19.28	1.0000	0	0.00	0.0000
					1.504	0.123	9,382,943.16	9,585,490.32	(196,122.36)	34,972.30	0.7968	292	0.78	0.0167
St Lucie R&R														
05571BZ89	125303	CP: BCPE	12/09/2020	12/08/2021	0.000	0.320	1,700,000.00	1,697,828.88	5,414.50	0.00	0.9968	190	0.52	0.0053
05580AZL1	125438	CD: BMW NA	04/23/2021	10/23/2023	0.300	0.300	250,000.00	250,614.83	0.00	80.14	1.0000	874	2.39	0.0698
20775CMH4	121805	MUNI: CONN HFA	03/09/2018	05/15/2022	1.950	2.370	500,000.00	506,653.33	8,325.00	433.33	0.9834	348	0.95	0.0142
3130A3KM5	121508	FHLB	12/28/2017	12/09/2022	2.500	2.265	750,000.00	794,674.16	(8,190.00)	8,962.91	1.0109	556	1.49	0.0316
3134GXJF2	125319	FHLMC	12/30/2020	12/30/2022	0.200	0.200	1,000,000.00	1,001,308.64	0.00	838.89	1.0000	577	1.58	0.0333
38149MNV2	125478	CD: GOLDMAN SACHS	05/05/2021	05/05/2023	0.150	0.150	250,000.00	249,864.96	0.00	27.74	1.0000	703	1.92	0.0470
59217GEE5	125359	CORP: METLIFE	01/29/2021	01/13/2023	1.950	0.260	500,000.00	518,344.37	(16,470.00)	3,737.50	1.0329	591	1.59	0.0351
91282CBD2	125342	US Treasury	01/21/2021	12/31/2022	0.125	0.131	500,000.00	500,163.59	58.79	263.89	0.9999	578	1.59	0.0336
VP4560000	124590	Wells Fargo	11/04/2019	06/01/2021	0.010	0.010	2,920,450.20	2,920,450.20	0.00	14.00	1.0000	0	0.00	0.0000
					0.505	0.474	8,370,450.20	8,439,902.96	(10,861.71)	14,358.40	1.0013	295	0.80	0.0163
STL Pool Summary					0.680	0.417	173,716,018.46	175,692,319.68	(290,458.42)	313,773.36	0.9896	210	0.56	0.0179
Stanton Contingency														
61334ECZ97	125273	MUNI: Montgomery	10/29/2020	04/01/2022	4.000	0.201	1,000,000.00	1,038,712.07	(53,930.00)	6,666.67	1.0539	304	0.82	0.0116
VP4560000	124591	Wells Fargo	11/04/2019	06/01/2021	0.010	0.010	48,740.18	48,740.18	0.00	0.43	1.0000	0	0.00	0.0000
					3.815	0.192	1,048,740.18	1,087,452.25	(53,930.00)	6,667.10	1.0514	290	0.78	0.0110
Stanton General Reserve														
06406HBY4	124445	CORP: Bank of NY	10/16/2019	09/23/2021	3.550	2.014	990,000.00	1,007,278.10	(28,731.71)	6,638.50	1.0290	114	0.31	0.0026
3130AKCB0	125234	FHLB	10/13/2020	10/13/2021	0.125	0.125	500,000.00	500,064.75	0.00	83.33	1.0000	134	0.37	0.0032
313378JP7	124281	FHLB	09/20/2019	09/10/2021	2.375	1.767	1,000,000.00	1,024,363.75	(11,730.00)	5,343.75	1.0117	101	0.28	0.0022
3134GXBC7	125289	FHLMC	11/18/2020	11/18/2022	0.180	0.180	3,000,000.00	3,000,822.31	0.00	195.00	1.0000	535	1.46	0.0290
576051VX1	125492	MUNI: MASSWTR	05/13/2021	08/01/2024	1.862	0.413	1,000,000.00	1,058,274.87	(46,250.00)	6,206.67	1.0463	1,157	3.08	0.1142
59217GEE5	125361	CORP: METLIFE	01/29/2021	01/13/2023	1.950	0.260	500,000.00	518,344.37	(16,470.00)	3,737.50	1.0329	591	1.59	0.0351
61334ECZ97	125272	MUNI: Montgomery	10/29/2020	04/01/2022	4.000	0.201	1,700,000.00	1,765,810.52	(91,681.00)	11,333.33	1.0539	304	0.82	0.0116
8827237K9	124455	MUNI: TEXAS ST	10/16/2019	10/01/2021	2.315	1.610	2,000,000.00	2,048,735.28	(27,060.00)	7,845.28	1.0135	122	0.33	0.0028
VP4560000	124592	Wells Fargo	11/04/2019	06/01/2021	0.010	0.010	327,192.43	327,192.43	0.00	6.69	1.0000	0	0.00	0.0000
					1.885	0.769	11,017,192.43	11,250,886.38	(221,922.71)	41,390.05	1.0201	372	1.01	0.0227

Investment Report

June 1, 2021

CUSIP	ContNo	Issuer	Purchase Date	Maturity Date	Coupon	Yield to Maturity	Current Par	Market Value	(Premium)/Discount	Accrued Interest	Original Cost	Days To Maturity	Duration	Convexity
Stanton O&M														
27873JWL5	125304	CP: EBURY FIN	12/08/2020	09/20/2021	0.000	0.254	1,000,000.00	999,327.07	1,986.11	0.00	0.9980	111	0.30	0.0024
3135G05R0	125171	FNMA	08/11/2020	08/10/2023	0.300	0.338	1,000,000.00	1,000,290.00	1,142.00	925.00	0.9989	800	2.18	0.0595
83369BT48	125090	CP: Societe Generale	06/08/2020	06/04/2021	0.000	0.523	300,000.00	299,997.78	1,564.33	0.00	0.9948	3	0.01	0.0000
912828YC8	124618	US Treasury	11/21/2019	08/31/2021	1.500	1.598	1,500,000.00	1,522,808.25	2,693.04	5,812.50	0.9982	91	0.25	0.0019
N/A	125281	STANTON SBA	11/05/2020	06/01/2021	0.100	0.100	2,273,841.34	2,273,841.34	0.00	221.70	1.0000	0	0.00	0.0000
VP4560000	124615	Wells Fargo	11/21/2019	06/01/2021	0.010	0.010	1,344,585.90	1,344,585.90	0.00	9.00	1.0000	0	0.00	0.0000
					0.376	0.457	7,418,427.24	7,440,850.34	7,385.48	6,968.20	0.9990	141	0.39	0.0087
Stanton R&R														
05571BZ89	125302	CP: BCPE	12/09/2020	12/08/2021	0.000	0.320	500,000.00	499,361.44	1,592.50	0.00	0.9968	190	0.52	0.0053
534239EC8	124335	MUNI: LINCOLN NE	09/30/2019	08/15/2022	3.000	1.696	1,000,000.00	1,057,100.00	(36,420.00)	8,750.00	1.0364	440	1.18	0.0213
91282CBD2	125346	US Treasury	01/21/2021	12/31/2022	0.125	0.131	1,500,000.00	1,500,490.78	176.39	791.67	0.9999	578	1.59	0.0336
92818NGL6	124605	MUNI: VA STATE	11/20/2019	11/01/2024	2.200	2.101	115,000.00	121,863.46	(532.45)	203.81	1.0046	1,249	3.31	0.1306
VP4560000	124596	Wells Fargo	11/04/2019	06/01/2021	0.010	0.010	387,650.78	387,650.78	0.00	3.70	1.0000	0	0.00	0.0000
					0.983	0.656	3,502,650.78	3,566,466.46	(35,183.56)	9,749.18	1.0100	441	1.20	0.0255
		STN Pool Summary			1.348	0.625	22,987,010.63	23,345,655.43	(303,650.79)	64,774.53	1.0132	304	0.83	0.0181
Stanton II Contingency														
3132X02W0	122213	FAMCA	06/29/2018	06/29/2021	2.750	2.750	200,000.00	205,729.22	0.00	2,322.22	1.0000	28	0.08	0.0005
89236THU2	125334	CP: Toyota Motor	01/11/2021	01/11/2024	0.450	0.373	500,000.00	504,440.18	(1,150.00)	875.00	1.0023	954	2.60	0.0820
VP4560000	124593	Wells Fargo	11/04/2019	06/01/2021	0.010	0.010	422,486.98	422,486.98	0.00	3.75	1.0000	0	0.00	0.0000
					0.694	0.660	1,122,486.98	1,132,656.38	(1,150.00)	3,200.97	1.0010	430	1.17	0.0366
Stanton II Debt Service 2012														
45581BWW3	125424	CP: ICBC/NEW YORK	04/15/2021	09/30/2021	0.000	0.204	2,750,000.00	2,747,963.22	2,566.67	0.00	0.9991	121	0.33	0.0028
X9X9USDADM1	123459	MORGAN STANLEY LIQ	03/12/2019	06/01/2021	0.030	0.030	1,328,670.12	1,328,670.12	0.00	22.25	1.0000	0	0.00	0.0000
					0.010	0.147	4,078,670.12	4,076,633.34	2,566.67	22.25	0.9994	82	0.22	0.0019
STANTON II DEBT SERVICE 2017A														
X9X9USDADM1	123460	MORGAN STANLEY LIQ	03/12/2019	06/01/2021	0.030	0.030	345,476.90	345,476.90	0.00	7.64	1.0000	0	0.00	0.0000
					0.030	0.030	345,476.90	345,476.90	0.00	7.64	1.0000	0	0.00	0.0000
STANTON II DEBT SERVICE 2017B														
45581BWW3	125425	CP: ICBC/NEW YORK	04/15/2021	09/30/2021	0.000	0.204	2,250,000.00	2,248,333.54	2,100.00	0.00	0.9991	121	0.33	0.0028
X9X9USDADM1	123461	MORGAN STANLEY LIQ	03/12/2019	06/01/2021	0.030	0.030	1,177,020.79	1,177,020.79	0.00	21.41	1.0000	0	0.00	0.0000
					0.010	0.144	3,427,020.79	3,425,354.33	2,100.00	21.41	0.9994	79	0.22	0.0018
STANTON II DEBT SERVICE POOLED LOAN 2020-1														
N/A	125215	Goldman Sachs M-Mkt	09/28/2020	06/01/2021	0.010	0.010	0.70	0.70	0.00	0.00	1.0000	0	0.00	0.0000
					0.010	0.010	0.70	0.70	0.00	0.00	1.0000	0	0.00	0.0000

Investment Report

June 1, 2021

<u>CUSIP</u>	<u>ContNo</u>	<u>Issuer</u>	<u>Purchase Date</u>	<u>Maturity Date</u>	<u>Coupon</u>	<u>Yield to Maturity</u>	<u>Current Par</u>	<u>Market Value</u>	<u>(Premium)/Discount</u>	<u>Accrued Interest</u>	<u>Original Cost</u>	<u>Days To Maturity</u>	<u>Duration</u>	<u>Convexity</u>
Stanton II Debt Service Reserve 2012														
85324TV29	125245	CP: STANDARD CHART	10/14/2020	08/02/2021	0.000	0.251	4,000,000.00	3,998,764.84	8,111.11	0.00	0.9980	62	0.17	0.0011
X9X9USDADM1	123458	MORGAN STANLEY LIQ	03/12/2019	06/01/2021	0.030	0.030	229,581.30	229,581.30	0.00	6.13	1.0000	0	0.00	0.0000
					0.002	0.239	4,229,581.30	4,228,346.14	8,111.11	6.13	0.9981	59	0.16	0.0011

Investment Report

June 1, 2021

<u>CUSIP</u>	<u>ContNo</u>	<u>Issuer</u>	<u>Purchase Date</u>	<u>Maturity Date</u>	<u>Coupon</u>	<u>Yield to Maturity</u>	<u>Current Par</u>	<u>Market Value</u>	<u>(Premium)/Discount</u>	<u>Accrued Interest</u>	<u>Original Cost</u>	<u>Days To Maturity</u>	<u>Duration</u>	<u>Convexity</u>
Stanton II General Reserve														
02007GKL6	123888	CD: ALLY BK	06/27/2019	06/27/2022	2.250	2.250	249,000.00	256,996.44	0.00	2,394.49	1.0000	391	1.05	0.0175
02587DS66	124131	CD: American Express	08/28/2019	05/24/2022	2.400	1.949	245,000.00	250,521.80	(2,920.40)	128.88	1.0119	357	0.97	0.0148
035771W67	123871	MUNI: CITY ANNAPOLIS	06/25/2019	08/01/2026	2.901	2.482	360,000.00	400,930.20	(9,756.00)	3,481.20	1.0271	1,887	4.82	0.2660
05571BV34	125174	CP: BCPE	08/18/2020	08/03/2021	0.000	0.281	1,500,000.00	1,499,526.15	4,083.34	0.00	0.9973	63	0.17	0.0012
05580AYV0	125391	CD: BMW NA	03/12/2021	09/12/2023	0.200	0.200	248,000.00	248,088.80	0.00	110.07	1.0000	833	2.28	0.0640
14042RMC2	123874	CD: CAPITAL 1 NA	06/26/2019	06/26/2023	2.250	2.250	249,000.00	261,997.18	0.00	2,409.84	1.0000	755	2.01	0.0533
14042TAX5	123873	CD: CAPITAL 1 NA	06/26/2019	06/26/2023	2.250	2.250	249,000.00	261,997.18	0.00	2,409.84	1.0000	755	2.01	0.0533
15118RRP4	124230	CD: CELTIC BANK	08/30/2019	08/30/2027	2.000	2.000	250,000.00	273,536.52	0.00	27.40	1.0000	2,281	5.89	0.3874
17312QM97	124132	CD: Citibank	08/28/2019	06/15/2022	3.100	1.949	245,000.00	256,005.09	(7,634.20)	3,495.78	1.0312	379	1.02	0.0167
23223PFG7	125294	MUNI: Cuyahoga Cnty	12/04/2020	12/01/2023	1.828	0.300	1,000,000.00	1,040,878.46	(45,470.00)	9,140.00	1.0455	913	2.43	0.0748
254673ZL3	124129	CD: Discover Bank	08/28/2019	06/26/2026	2.650	2.200	250,000.00	280,096.95	(7,092.50)	2,849.66	1.0284	1,851	4.75	0.2584
3130AABG2	120330	FHLB	04/27/2017	11/29/2021	1.875	1.867	500,000.00	509,372.08	(178.00)	52.08	1.0004	181	0.49	0.0054
3130AKCB0	125233	FHLB	10/13/2020	10/13/2021	0.125	0.125	1,000,000.00	1,000,129.50	0.00	166.67	1.0000	134	0.37	0.0032
31315PZS1	125349	FAMCA	01/20/2021	01/24/2023	2.130	2.156	300,000.00	314,810.75	150.00	2,254.25	0.9995	602	1.62	0.0362
3134GWQC3	125198	FHLMC	08/31/2020	11/18/2022	0.250	0.245	1,250,000.00	1,251,653.04	(125.00)	112.85	1.0001	535	1.46	0.0291
3134GXJF2	125320	FHLMC	12/30/2020	12/30/2022	0.200	0.200	1,000,000.00	1,001,308.64	0.00	838.89	1.0000	577	1.58	0.0333
3137EAC9	120336	FHLMC	04/27/2017	08/12/2021	1.125	1.845	500,000.00	505,583.13	14,800.00	1,703.13	0.9704	72	0.20	0.0014
38149MBW2	123875	CD: GOLDMAN SACHS	06/26/2019	06/26/2023	2.350	2.350	249,000.00	262,618.41	0.00	2,516.95	1.0000	755	2.01	0.0533
404280BA6	124985	CORP: HSBC	03/11/2020	05/25/2023	3.600	1.650	1,000,000.00	1,068,896.61	(60,620.00)	600.00	1.0606	723	1.93	0.0492
438670Q79	124456	MUNI: CTY HONOLULU	10/16/2019	11/01/2022	2.512	1.721	750,000.00	779,417.33	(17,325.00)	1,622.33	1.0231	518	1.40	0.0278
4423315T7	124242	MUNI: HOUSTON	09/10/2019	03/01/2024	1.950	1.845	500,000.00	523,687.50	(2,255.00)	2,437.50	1.0045	1,004	2.68	0.0885
45506DWT8	123872	MUNI: INDIANA STATE	06/25/2019	07/01/2027	2.816	2.532	950,000.00	1,040,538.17	(19,475.00)	11,146.67	1.0205	2,221	5.61	0.3533
459200HP9	123963	CORP: IBM	07/15/2019	08/01/2023	3.375	2.423	500,000.00	540,408.40	(18,235.00)	5,625.00	1.0365	791	2.09	0.0575
61760AV55	124127	CD: MORGAN	08/28/2019	08/22/2024	2.000	2.000	250,000.00	265,237.30	0.00	1,356.16	1.0000	1,178	3.13	0.1177
64966MEB1	124124	MUNI: NYC	08/28/2019	08/01/2027	2.520	2.128	300,000.00	315,999.00	(8,526.00)	2,520.00	1.0284	2,252	5.74	0.3673
64966MGL7	123854	MUNI: NYC Trans Fin	06/21/2019	12/01/2024	2.900	2.355	2,875,000.00	3,091,890.00	(79,522.50)	42,150.69	1.0277	1,279	3.32	0.1328
64990AKS3	124122	MUNI: NYSHGR	08/28/2019	03/15/2022	2.950	1.872	160,000.00	165,792.43	(4,227.20)	1,000.43	1.0264	287	0.78	0.0106
67869TAD7	123970	MUNI: OKL CNTY SD	07/15/2019	06/01/2024	2.650	2.260	1,000,000.00	1,045,970.00	(17,870.00)	13,397.22	1.0179	1,096	2.88	0.1017
68607VT54	123966	MUNI: OREGON LOTTERY	07/15/2019	04/01/2025	2.946	2.270	1,000,000.00	1,093,876.83	(35,860.00)	4,991.83	1.0359	1,400	3.64	0.1572
69349LAG3	125381	CORP: PNC	02/19/2021	11/01/2022	2.700	0.305	750,000.00	779,417.21	(30,330.00)	1,743.75	1.0404	518	1.40	0.0278
69371RP427	125208	CORP: Paccar Fin'l	09/11/2020	08/09/2021	3.150	0.160	1,000,000.00	1,015,576.80	(27,210.00)	9,800.00	1.0272	69	0.19	0.0013
70153RKR8	125407	CD: PARKWAY BK & TRT	03/30/2021	03/30/2023	0.150	0.150	248,000.00	247,928.18	0.00	64.21	1.0000	667	1.82	0.0429
73474TAR1	123965	MUNI: PORT OF MORROW	07/15/2019	09/01/2025	2.302	2.423	500,000.00	534,441.44	3,435.00	2,941.44	0.9931	1,553	4.06	0.1917
73723RH6	124121	MUNI: CITY OF PORTS	08/28/2019	02/01/2027	2.000	1.967	500,000.00	531,159.92	(1,140.00)	3,314.92	1.0023	2,071	5.37	0.3239
7954503Q6	123877	CD: SALLIE MAE	06/26/2019	06/27/2022	2.250	2.248	249,000.00	258,868.23	0.00	2,394.49	1.0000	391	1.05	0.0176
864784GR8	125296	MUNI: SUFFOLKVA	12/04/2020	06/01/2024	0.750	0.391	1,000,000.00	1,016,416.81	(12,440.00)	3,750.00	1.0124	1,096	2.97	0.1057
88213AGC3	124126	MUNI: TEXAS A&M UNIV	08/28/2019	05/15/2027	2.508	2.058	100,000.00	107,560.36	(3,175.00)	115.86	1.0318	2,174	5.59	0.3497

Investment Report

June 1, 2021

<u>CUSIP</u>	<u>ContNo</u>	<u>Issuer</u>	<u>Purchase Date</u>	<u>Maturity Date</u>	<u>Coupon</u>	<u>Yield to Maturity</u>	<u>Current Par</u>	<u>Market Value</u>	<u>(Premium)/Discount</u>	<u>Accrued Interest</u>	<u>Original Cost</u>	<u>Days To Maturity</u>	<u>Duration</u>	<u>Convexity</u>
Stanton II General Reserve (Continued)														
88213AHL2	123968	MUNI: TEXAS A&M UNIV	07/15/2019	05/15/2024	2.884	2.215	500,000.00	541,338.44	(15,195.00)	680.94	1.0304	1,079	2.85	0.0998
912828W89	121938	US Treasury	04/19/2018	03/31/2022	1.875	2.624	1,050,000.00	1,079,061.83	29,326.17	3,335.04	0.9721	303	0.82	0.0115
91282CBD2	125344	US Treasury	01/21/2021	12/31/2022	0.125	0.131	1,500,000.00	1,500,490.78	176.39	791.67	0.9999	578	1.59	0.0336
949763RK4	124130	CD: WELLS FARGO	08/28/2019	06/14/2022	3.100	1.949	245,000.00	252,844.64	(7,663.60)	374.55	1.0313	378	1.02	0.0165
VP4560000	124594	Wells Fargo	11/04/2019	06/01/2021	0.010	0.010	2,021,869.93	2,021,869.93	0.00	9.52	1.0000	0	0.00	0.0000
					1.758	1.316	28,592,869.93	29,694,738.46	(382,274.50)	150,256.20	1.0134	784	2.06	0.0805
Stanton II O&M														
05571BZ89	125400	CP: BCPE	03/25/2021	12/08/2021	0.000	0.452	500,000.00	499,361.44	1,592.50	0.00	0.9968	190	0.52	0.0053
05990CW18	125217	CP: BCI MIAMI	09/30/2020	09/01/2021	0.000	0.458	2,000,000.00	1,998,897.59	8,400.00	0.00	0.9958	92	0.25	0.0019
27873JWL5	125305	CP: EBURY FIN	12/08/2020	09/20/2021	0.000	0.254	1,000,000.00	999,327.07	1,986.11	0.00	0.9980	111	0.30	0.0024
3132X02W0	122214	FAMCA	06/29/2018	06/29/2021	2.750	2.750	2,500,000.00	2,571,615.28	0.00	29,027.78	1.0000	28	0.08	0.0005
32110YQQ1	125210	CD: First Natl Bk Am	09/17/2020	09/17/2021	0.100	0.100	250,000.00	249,985.97	0.00	10.27	1.0000	108	0.30	0.0024
59740JZK8	125212	CD: MIDFIRST BANK	09/23/2020	09/23/2021	0.100	0.100	250,000.00	250,145.70	0.00	171.92	1.0000	114	0.31	0.0025
83369BT48	125091	CP: Societe Generale	06/08/2020	06/04/2021	0.000	0.523	1,500,000.00	1,499,988.90	7,821.66	0.00	0.9948	3	0.01	0.0000
9128282F6	124029	US Treasury	07/25/2019	08/31/2021	1.125	1.314	1,500,000.00	1,516,627.61	5,859.37	4,264.61	0.9961	91	0.25	0.0019
N/A	125282	STANTON II SBA	11/05/2020	06/01/2021	0.100	0.100	291,972.16	291,972.16	0.00	34.54	1.0000	0	0.00	0.0000
VP4560000	125385	Wells Fargo	12/31/2020	06/01/2021	0.010	0.010	1,969,041.01	1,969,041.01	0.00	11.62	1.0000	0	0.00	0.0000
					0.736	0.946	11,761,013.17	11,846,962.73	25,659.64	33,520.74	0.9978	56	0.15	0.0012
STANTON II PROJECT FUND 2020 POOLED LOAN														
N/A	125118	Goldman Sachs M-Mkt	06/25/2020	06/01/2021	0.010	0.010	0.05	0.05	0.00	0.00	1.0000	0	0.00	0.0000
					0.010	0.010	0.05	0.05	0.00	0.00	1.0000	0	0.00	0.0000
Stanton II R&R														
3130AF5B9	124461	FHLB	10/15/2019	10/12/2021	3.000	1.589	550,000.00	567,192.08	(15,154.60)	2,245.83	1.0276	133	0.36	0.0032
89236THU2	125332	CORP: TOYOTA	01/11/2021	01/11/2024	0.450	0.373	500,000.00	504,440.18	(1,150.00)	875.00	1.0023	954	2.60	0.0820
VP4560000	124595	Wells Fargo	11/04/2019	06/01/2021	0.010	0.010	593,690.51	593,690.51	0.00	4.41	1.0000	0	0.00	0.0000
					1.144	0.649	1,643,690.51	1,665,322.77	(16,304.60)	3,125.24	1.0099	335	0.91	0.0260
STANTON II REVENUE FUND 2020 POOLED LOAN														
N/A	125409	Goldman Sachs M-Mkt	03/29/2021	06/01/2021	0.010	0.010	0.01	0.01	0.00	0.00	1.0000	0	0.00	0.0000
					0.010	0.010	0.01	0.01	0.00	0.00	1.0000	0	0.00	0.0000
STANTON II SUBORDINATED DEBT FUND 2020														
X9X9USDADM1	125145	MORGAN STANLEY LIQ	07/27/2020	06/01/2021	0.030	0.030	95,379.60	95,379.60	0.00	1.55	1.0000	0	0.00	0.0000
					0.030	0.030	95,379.60	95,379.60	0.00	1.55	1.0000	0	0.00	0.0000
		STN2 Pool Summary			1.115	0.952	55,296,190.06	56,510,871.41	(361,291.68)	190,162.13	1.0065	452	1.19	0.0437

Investment Report

June 1, 2021

<u>CUSIP</u>	<u>ContNo</u>	<u>Issuer</u>	<u>Purchase Date</u>	<u>Maturity Date</u>	<u>Coupon</u>	<u>Yield to Maturity</u>	<u>Current Par</u>	<u>Market Value</u>	<u>(Premium)/Discount</u>	<u>Accrued Interest</u>	<u>Original Cost</u>	<u>Days To Maturity</u>	<u>Duration</u>	<u>Convexity</u>
Tri City Contingency														
05571BZ89	125300	CP: BCPE	12/09/2020	12/08/2021	0.000	0.320	250,000.00	249,680.72	796.25	0.00	0.9968	190	0.52	0.0053
419792KE5	124474	MUNI: HAWAII ST GO	10/28/2019	10/01/2021	1.934	1.673	500,000.00	509,231.03	(2,445.00)	1,638.53	1.0049	122	0.33	0.0028
914745FV1	124577	Muni Univ of Alabama	11/06/2019	10/01/2021	4.000	1.711	205,000.00	213,405.57	(8,747.35)	1,389.44	1.0427	122	0.33	0.0029
VP4560000	124597	Wells Fargo	11/04/2019	06/01/2021	0.010	0.010	172,050.72	172,050.72	0.00	1.53	1.0000	0	0.00	0.0000
					1.587	1.126	1,127,050.72	1,144,368.04	(10,396.10)	3,029.50	1.0092	118	0.32	0.0030
Tri City General Reserve														
12509RTU5	125120	CP: CDP Financial	07/08/2020	06/28/2021	0.000	0.251	250,000.00	249,974.59	616.32	0.00	0.9975	27	0.07	0.0004
89235MKZ3	125466	CD: TOYOTA FIN BK	04/30/2021	05/01/2023	0.200	0.200	250,000.00	250,124.43	0.00	45.21	1.0000	699	1.91	0.0466
VP4560000	124598	Wells Fargo	11/04/2019	06/01/2021	0.010	0.010	170,479.72	170,479.72	0.00	1.51	1.0000	0	0.00	0.0000
					0.077	0.171	670,479.72	670,578.74	616.32	46.72	0.9991	271	0.74	0.0175
Tri City O&M														
N/A	125283	TRI CITY SBA	11/05/2020	06/01/2021	0.100	0.100	597,814.43	597,814.43	0.00	62.34	1.0000	0	0.00	0.0000
VP4560000	124614	Wells Fargo	11/21/2019	06/01/2021	0.010	0.010	200,656.20	200,656.20	0.00	1.29	1.0000	0	0.00	0.0000
					0.077	0.077	798,470.63	798,470.63	0.00	63.63	1.0000	0	0.00	0.0000
Tri City R&R														
05914GAC2	125395	MUNI: BALTIMORE CNTY	03/22/2021	08/01/2023	0.240	0.216	250,000.00	250,440.09	(142.50)	115.00	1.0006	791	2.16	0.0583
12509RTU5	125121	CP: CDP FINANCIAL	07/08/2020	06/28/2021	0.000	0.251	150,000.00	149,984.75	369.79	0.00	0.9975	27	0.07	0.0004
31422BNE6	124463	FAMCA	10/25/2019	10/21/2021	1.600	1.631	185,000.00	187,915.19	112.66	328.89	0.9994	142	0.39	0.0035
606822AL8	125330	CP: MUFG Bank	01/11/2021	02/22/2022	2.998	0.234	258,000.00	265,519.80	(7,928.34)	2,127.08	1.0307	266	0.72	0.0095
72345SKP5	125317	CD: PINNACLE BANK	12/18/2020	10/21/2021	1.150	0.151	245,000.00	246,044.91	(2,060.45)	84.91	1.0084	142	0.39	0.0036
VP4560000	124578	Wells Fargo	11/04/2019	06/01/2021	0.010	0.010	125,830.76	125,830.76	0.00	1.19	1.0000	0	0.00	0.0000
					1.164	0.405	1,213,830.76	1,225,735.50	(9,648.84)	2,657.07	1.0079	273	0.75	0.0153
TRI Pool Summary					0.870	0.509	3,809,831.83	3,839,152.91	(19,428.62)	5,796.92	1.0051	170	0.46	0.0088
Open Investments					0.868	0.502	567,205,892.80	578,653,167.44	(5,791,664.44)	1,271,810.18	1.0000	428	1.13	0.0448