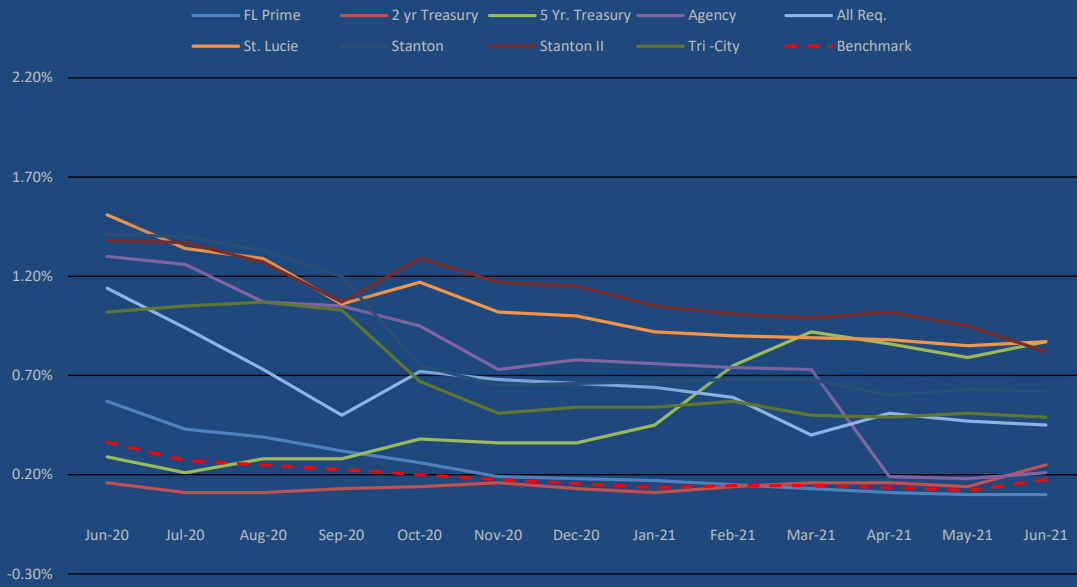
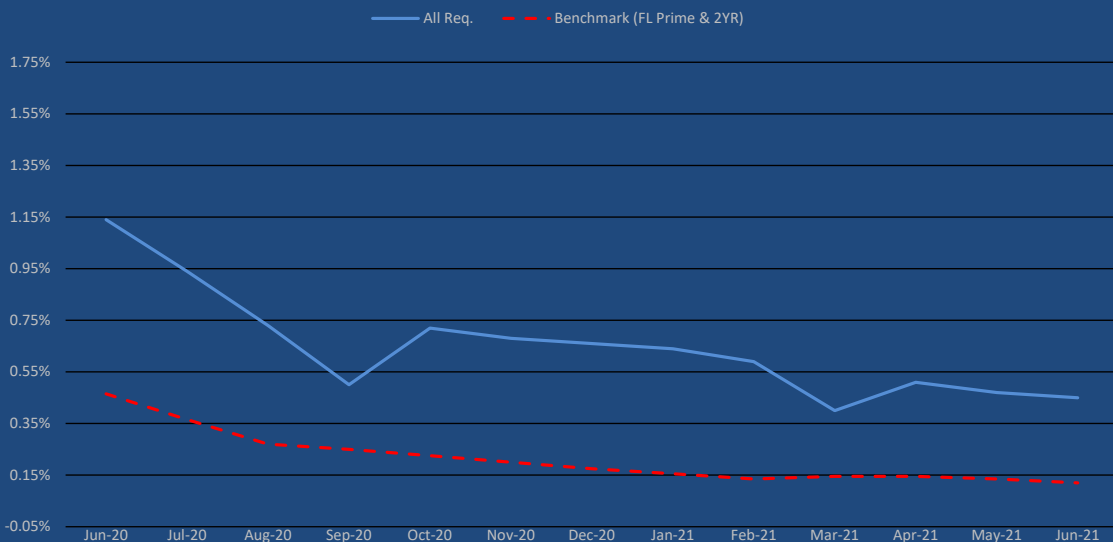


**FMPA BOD Projects Total Weighted Average Yield vs.  
Florida Prime and 2 YR & 5YR Treasury  
(Jun 2020 - Jun 2021)**



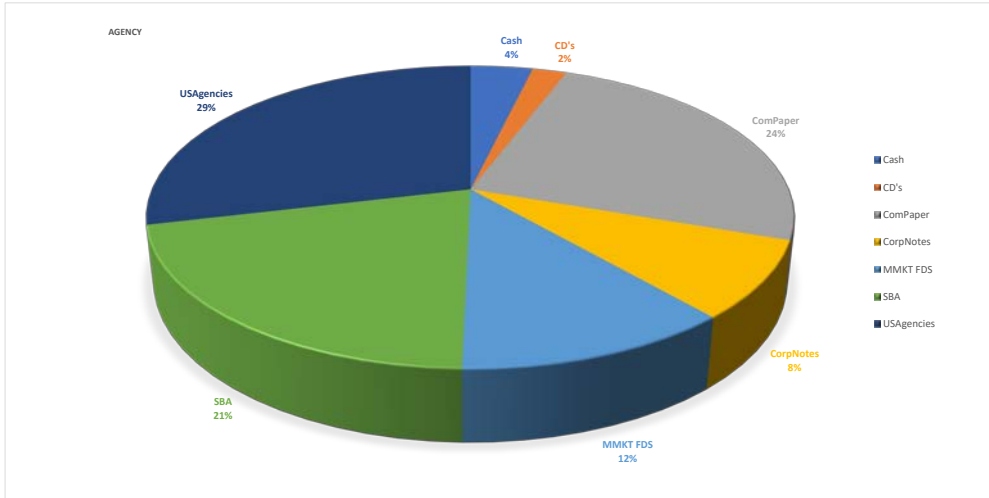
Month	FL Prime	2 yr Treasury	5 Yr. Treasury	Agency	All Req.	St. Lucie	Stanton	Stanton II	Tri -City
5/31/2020	0.77%	0.16%	0.30%	1.35%	1.20%	1.58%	1.43%	1.51%	1.27%
6/30/2020	0.57%	0.16%	0.29%	1.30%	1.14%	1.51%	1.41%	1.38%	1.02%
7/31/2020	0.43%	0.11%	0.21%	1.26%	0.94%	1.34%	1.40%	1.37%	1.05%
8/31/2020	0.39%	0.11%	0.28%	1.07%	0.73%	1.29%	1.33%	1.27%	1.07%
9/30/2020	0.32%	0.13%	0.28%	1.05%	0.50%	1.06%	1.20%	1.07%	1.03%
10/31/2020	0.26%	0.14%	0.38%	0.95%	0.72%	1.17%	0.75%	1.29%	0.67%
11/30/2020	0.19%	0.16%	0.36%	0.73%	0.68%	1.02%	0.65%	1.17%	0.51%
12/31/2020	0.18%	0.13%	0.36%	0.78%	0.66%	1.00%	0.66%	1.15%	0.54%
1/31/2021	0.17%	0.11%	0.45%	0.76%	0.64%	0.92%	0.67%	1.05%	0.54%
2/28/2021	0.15%	0.14%	0.75%	0.74%	0.59%	0.90%	0.68%	1.01%	0.57%
3/31/2021	0.13%	0.16%	0.92%	0.73%	0.40%	0.89%	0.68%	0.99%	0.50%
4/30/2021	0.11%	0.16%	0.86%	0.19%	0.51%	0.88%	0.60%	1.02%	0.49%
5/31/2021	0.10%	0.14%	0.79%	0.18%	0.47%	0.85%	0.63%	0.95%	0.51%
6/30/2021	0.10%	0.25%	0.87%	0.21%	0.45%	0.87%	0.62%	0.82%	0.49%

**FMPA All-Requirements Total Weighted Average Yield vs.  
Florida Prime and 2 Year Treasury  
(Jun 2020 - Jun 2021)**

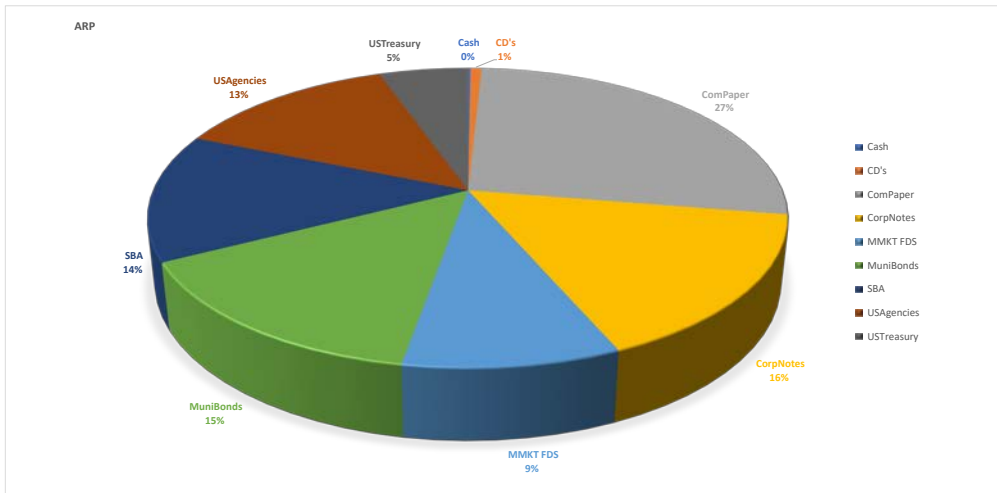


FMPA\_MonthlyDiversification 6/30/21

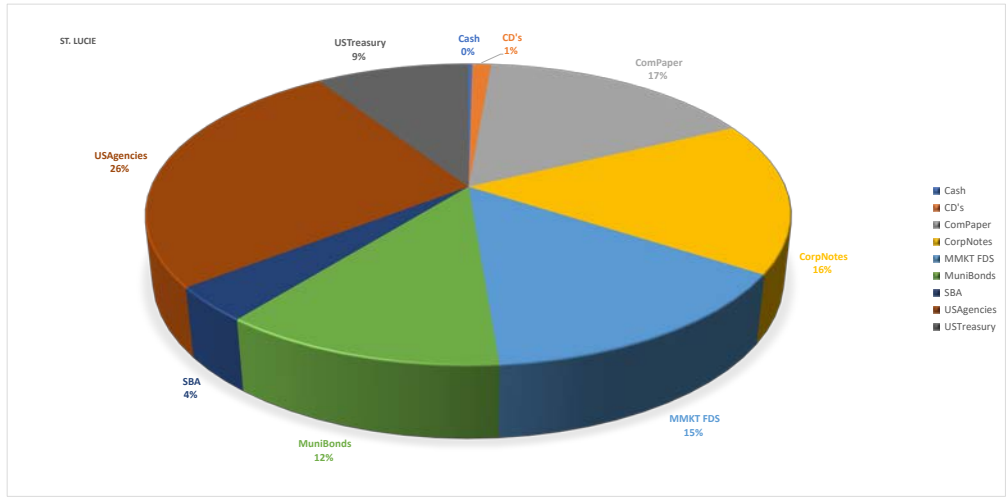
AGENCY								
Sum of value	Column Labels							
Row Labels	Cash	CD's	ComPaper	CorpNotes	MMKT FDS	SBA	USAgencies	Grand Total
AGN	450,000.00							450,000.00
AGN-O&M		248,327.07	2,997,382.06	1,009,690.84	1,428,065.58	2,547,878.17	3,500,412.56	11,731,756.28
<b>Grand Total</b>	<b>450,000.00</b>	<b>248,327.07</b>	<b>2,997,382.06</b>	<b>1,009,690.84</b>	<b>1,428,065.58</b>	<b>2,547,878.17</b>	<b>3,500,412.56</b>	<b>12,181,756.28</b>
% of Total	4%	2%	25%	8%	12%	21%	29%	100%



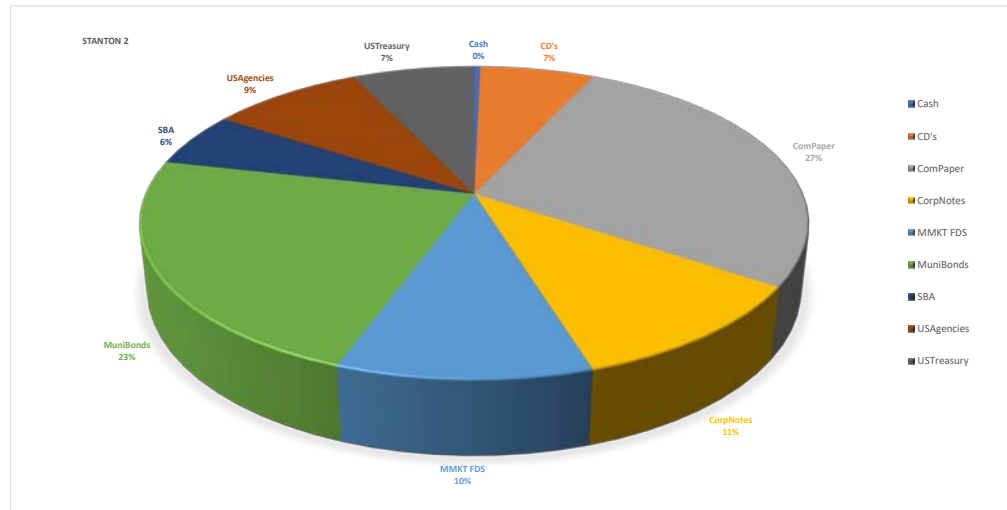
ARP										
Sum of value	Column Labels									
Row Labels	Cash	CD's	ComPaper	CorpNotes	MMKT FDS	MuniBonds	SBA	USAgencies	USTreasury	Grand Total
ARP	450,000.00									450,000.00
ARP-GEN		511,229.43	2,999,703.93		454,400.92	779,131.72		1,000,378.16	1,045,018.24	6,789,862.40
ARP-O&M		1,292,680.46	999,683.34	3,582,232.07	15,263,958.83	7,555,652.83	18,972,506.75	19,628,726.64	4,248,966.21	71,544,407.13
ARP-R&R		250,198.86		6,188,221.33	673,879.95	8,780,737.83		6,850,010.83	2,171,045.81	24,914,094.61
ARP-RPA			2,499,553.72		1,780,515.26					4,280,068.98
ARP-2019A			699,703.51		381,907.77					1,081,611.28
ARP-2019B			799,572.07		464,505.68					1,264,077.75
ARP-21ACON			19,825,274.22		152,390.59		10,741,795.47		9,076,500.18	39,795,960.46
ARP-21BSUB			10,402,984.63	36,112,430.05	725,758.33	27,758,950.03	12,872,048.23	13,646,663.23		101,518,834.50
ARP-COINBA			1,499,253.31	1,023,206.28	137,472.38					2,659,931.97
ARP-DS15B			4,997,864.78		1,057,821.21					6,055,685.99
ARP-DS16A			29,985,292.34		4,987,633.28					34,972,925.62
ARP-DS17A			399,830.57		470,626.71					870,457.28
ARP-DS17B			4,597,741.61		846,060.42					5,443,802.03
ARP-SOLAR			2,749,642.99	998,465.19	20,683.29					3,768,791.47
ARP-CONT				1,076,899.81	51,843.18	303,999.45				1,432,742.44
ARP-21A DS					191,653.57					191,653.57
ARP-21B DS					401,005.55					401,005.55
ARP-DS18A					529,833.96					529,833.96
ARP-SUBDBT					2.51					2.51
<b>Grand Total</b>	<b>450,000.00</b>	<b>2,054,108.75</b>	<b>82,456,101.02</b>	<b>48,981,454.73</b>	<b>28,591,953.39</b>	<b>45,178,471.86</b>	<b>42,586,350.45</b>	<b>41,125,778.86</b>	<b>16,541,530.44</b>	<b>307,965,749.50</b>
% of Total	0%	1%	27%	16%	9%	15%	14%	13%	5%	100.00%



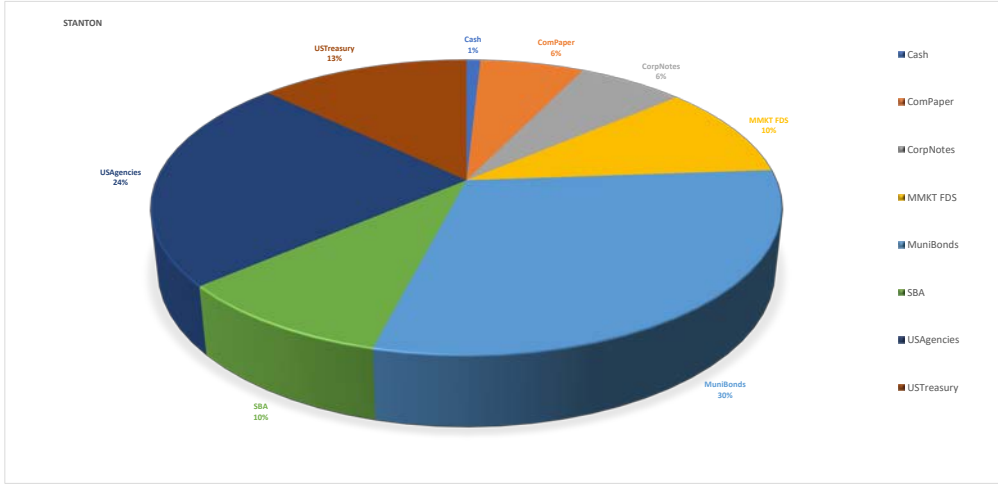
Sum of value	Column Labels										
Row Labels	Cash	CD's	ComPaper	CorpNotes	MMKT FDS	MuniBonds	SBA	USAgencies	USTreasury	Grand Total	
SL	200,000.00									200,000.00	
STL-O&M		500,192.69		1,036,846.49	316,204.11		3,322,083.97		5,134,701.66	10,310,028.92	
STL-R&R		500,605.23	1,698,252.16	1,119,649.61	1,071,301.06	1,570,174.50		1,787,338.93	499,927.77	8,247,249.26	
STL-NFS			3,498,738.14		2,063,787.98					5,562,526.12	
STL-12-DSR			3,403,261.26		88,969.91					3,492,231.17	
STL-DECOM			3,995,917.93			1,024,357.67		600,048.06	2,535,134.45	8,155,458.11	
STL-DS10			999,466.84		650,888.71					1,650,355.55	
STL-DS13A			799,627.99		244,325.53					1,043,953.52	
STL-GEN			294,999.34	10,584,404.31	6,353,733.43	8,103,688.21		15,774,362.30		41,111,187.59	
STL-CONT				518,684.16	806,874.00			1,002,058.33		2,327,616.49	
STL-DSR11				1,319,074.14	354,301.85			4,359,444.31		6,062,820.30	
STL-12-DS					736,083.07					736,083.07	
STL-DS2011					296,387.05					296,387.05	
Grand Total	200,000.00	1,000,797.92	14,690,263.66	14,578,658.71	12,982,856.70	10,698,220.38	3,322,083.97	23,523,251.93	8,169,763.88	89,165,897.15	100%
% of Total	0.22%	1.12%	16.48%	16.35%	14.56%	12.00%	3.73%	26.38%	9.16%		



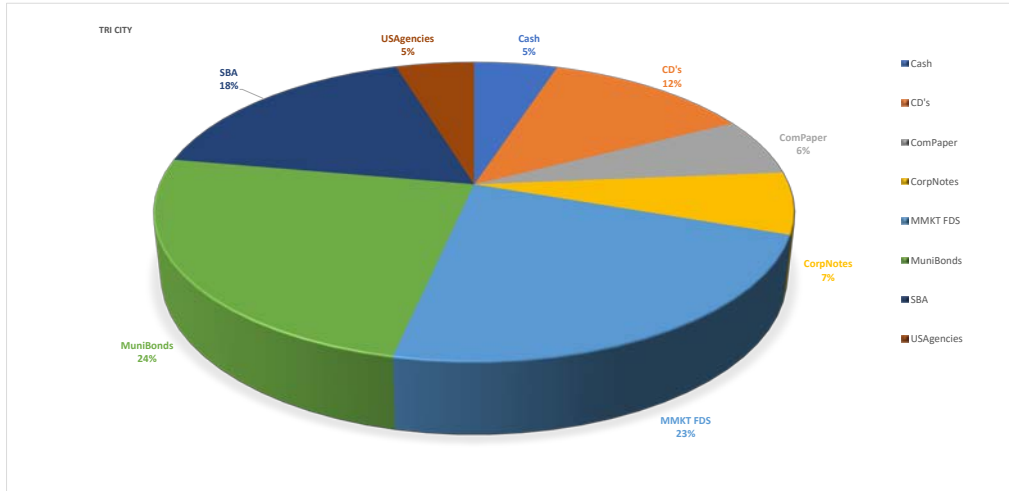
Sum of value	Column Labels										
Row Labels	Cash	CD's	ComPaper	CorpNotes	MMKT FDS	MuniBonds	SBA	USAgencies	USTreasury	Grand Total	
STN2	200,000.00									200,000.00	
STN2-GEN		3,355,738.84	1,499,805.32	4,320,785.41	99,364.38	13,377,513.81		4,584,181.42	2,580,463.29	29,817,852.47	
STN2-O&M		500,194.08	3,498,424.61	1,009,690.84	2,065,822.86		3,292,003.15		1,518,003.29	11,884,138.83	
STN2-12DS			3,748,068.80		961,340.99					4,709,409.79	
STN2-12DSR			3,999,501.07		229,586.26					4,229,087.33	
STN2-DS17B			3,248,335.38		656,731.23					3,905,066.61	
STN2-CONT				504,554.78	625,240.57					1,129,795.35	
STN2-R&R				504,554.78	869,915.96			568,567.08		1,943,037.82	
STN2-DS17A					421,432.64					421,432.64	
STN2-DS20					0.70					0.70	
STN2-PR20					0.05					0.05	
STN2-REV20					0.01					0.01	
STN2-SUBDT					143,060.56					143,060.56	
Grand Total	200,000.00	3,855,932.92	15,994,135.18	6,339,585.81	6,072,496.21	13,377,513.81	3,292,003.15	5,152,748.50	4,098,466.58	58,382,883.15	100%
% of Total	0.34%	6.60%	27.40%	10.86%	10.40%	22.91%	5.64%	8.83%	7.02%		



Sum of value Row Labels	Column Labels Cash	ComPaper	CorpNotes	MMKT FDS	MuniBonds	SBA	USAgencies	USTreasury	Grand Total
STN	200,000.00								200,000.00
STN-O&M		999,551.77		1,549,328.73		2,273,841.34	1,000,540.00	1,524,683.25	7,347,945.09
STN-R&R		499,485.93		460,962.90	1,181,674.29			1,499,783.31	3,641,906.43
STN-GEN			1,525,786.61	327,198.65	4,877,242.38		4,527,841.39		11,258,069.03
STN-CONT				48,740.59	1,038,842.29				1,087,582.88
Grand Total	200,000.00	1,499,037.70	1,525,786.61	2,386,230.87	7,097,758.96	2,273,841.34	5,528,381.39	3,024,466.56	23,535,503.43
% of Total	1%	6%	6%	10%	30%	10%	23%	13%	100%



Sum of value Row Labels	Column Labels Cash	CD's	ComPaper	CorpNotes	MMKT FDS	MuniBonds	SBA	USAgencies	Grand Total
TC	200,000.00								200,000.00
TRI-GEN		250,177.64			420,481.17				670,658.81
TRI-R&R		245,839.27		265,549.73	304,026.38	250,487.97		188,161.86	1,254,065.21
TRI-CONT			249,742.96		172,052.18	724,125.77			1,145,920.91
TRI-O&M					24,242.38			697,857.73	722,100.11
Grand Total	200,000.00	496,016.91	249,742.96	265,549.73	920,802.11	974,613.74		697,857.73	3,992,745.04
% of Total	5%	12%	6%	7%	23%	24%		17%	100%



# Investment Report

July 1, 2021

CUSIP	ContNo	Issuer	Purchase Date	Maturity Date	Coupon	Yield to Maturity	Current Par	Market Value	(Premium)/Discount	Accrued Interest	Original Cost	Days To Maturity	Duration	Convexity
<b>Agency O&amp;M</b>														
00850VDC3	125433	CP: AGRI BK CHINA NY	04/22/2021	04/12/2022	0.000	0.295	1,000,000.00	997,735.72	2,859.72	0.00	0.9971	285	0.78	0.0100
05990CUD4	125179	CP: BCI MIAMI	08/21/2020	07/13/2021	0.000	0.401	1,000,000.00	999,963.00	3,622.22	0.00	0.9964	12	0.03	0.0002
3130AJZ44	125205	FHLB	09/10/2020	08/20/2021	0.125	0.131	1,000,000.00	999,894.86	57.00	454.86	0.9999	50	0.14	0.0009
3130AKCB0	125284	FHLB	11/12/2020	10/13/2021	0.125	0.125	1,500,000.00	1,500,373.90	0.00	406.25	1.0000	104	0.28	0.0022
3133EMCG5	125270	FFCB	10/29/2020	10/08/2021	0.100	0.127	1,000,000.00	1,000,143.80	250.00	230.56	0.9998	99	0.27	0.0021
377373AL9	125518	CORP: GLAXOSMITH	06/10/2021	10/01/2023	0.534	0.373	1,000,000.00	1,009,690.84	(3,690.00)	1,335.00	1.0037	822	2.24	0.0627
40588LW39	125297	CP: HALKIN FINANCE	12/08/2020	09/03/2021	0.000	0.274	1,000,000.00	999,683.34	2,017.50	0.00	0.9980	64	0.18	0.0012
87270LBS1	124438	CD: TIAA FSB	10/16/2019	08/04/2021	2.750	1.847	245,000.00	248,327.07	(3,885.70)	2,713.46	1.0159	34	0.09	0.0006
N/A	125278	AGENCY SBA	11/05/2020	07/01/2021	0.100	0.100	2,547,878.17	2,547,878.17	0.00	7.08	1.0000	0	0.00	0.0000
VP4560000	124711	Wells Fargo	11/26/2019	07/01/2021	0.010	0.010	1,428,065.58	1,428,065.58	0.00	0.40	1.0000	0	0.00	0.0000
					<b>0.161</b>	<b>0.214</b>	<b>11,720,943.75</b>	<b>11,731,756.28</b>	<b>1,230.74</b>	<b>5,147.61</b>	<b>0.9999</b>	<b>128</b>	<b>0.35</b>	<b>0.0069</b>
<b>AGN Pool Summary</b>					<b>0.161</b>	<b>0.214</b>	<b>11,720,943.75</b>	<b>11,731,756.28</b>	<b>1,230.74</b>	<b>5,147.61</b>	<b>0.9999</b>	<b>128</b>	<b>0.35</b>	<b>0.0069</b>
<b>ALL REQUIREMENTS 2013A CONSTRUCTION</b>														
30229AWW5	125392	CP: Exxon Mobil Corp	03/12/2021	09/30/2021	0.000	0.142	1,000,000.00	999,465.09	785.56	0.00	0.9992	91	0.25	0.0019
30231GAJ1	125422	CORP: EXXON MOBIL	04/13/2021	03/06/2022	2.397	0.533	1,000,000.00	1,023,206.28	(16,660.00)	7,657.08	1.0167	248	0.68	0.0085
55607KWH5	125528	CP: MACQUARIE BANK	06/16/2021	09/17/2021	0.000	0.086	500,000.00	499,788.22	109.79	0.00	0.9998	78	0.21	0.0015
N/A	116079	Goldman Sachs M-Mkt	09/17/2013	07/01/2021	0.010	0.010	137,472.38	137,472.38	0.00	0.04	1.0000	0	0.00	0.0000
					<b>0.909</b>	<b>0.273</b>	<b>2,637,472.38</b>	<b>2,659,931.97</b>	<b>(15,764.65)</b>	<b>7,657.12</b>	<b>1.0060</b>	<b>143</b>	<b>0.39</b>	<b>0.0042</b>
<b>ALL REQUIREMENTS 2021A CONSTRUCTION</b>														
00850VDN9	125444	CP: AGRI BK CHINA NY	04/27/2021	04/22/2022	0.000	0.305	5,000,000.00	4,988,083.79	15,000.00	0.00	0.9970	295	0.81	0.0105
02088WXN5	125452	CP: ALPINE SEC LLC	04/27/2021	10/22/2021	0.000	0.203	4,919,000.00	4,915,625.34	4,864.34	0.00	0.9990	113	0.31	0.0025
2198X3DS3	125459	CP: CORP ANDINA	04/27/2021	04/26/2022	0.000	0.285	4,937,000.00	4,924,995.32	13,977.19	0.00	0.9972	299	0.82	0.0108
2284K0XN0	125445	CP: CROWN POINT CAPL	04/27/2021	10/22/2021	0.000	0.223	5,000,000.00	4,996,569.77	5,438.89	0.00	0.9989	113	0.31	0.0025
912828YK0	125457	US Treasury	04/27/2021	10/15/2022	1.375	0.112	4,000,000.00	4,075,779.21	(74,062.50)	11,571.04	1.0185	471	1.28	0.0238
91282CAR2	125455	US Treasury	04/27/2021	10/31/2022	0.125	0.125	5,000,000.00	5,000,720.97	(0.28)	1,076.39	1.0000	487	1.33	0.0247
N/A	125432	Goldman Sachs M-Mkt	04/15/2021	07/01/2021	0.010	0.010	152,390.59	152,390.59	0.00	0.04	1.0000	0	0.00	0.0000
N/A	125475	ARP 21A CONSTR SBA	04/30/2021	07/01/2021	0.100	0.100	10,741,795.47	10,741,795.47	0.00	29.84	1.0000	0	0.00	0.0000
					<b>0.181</b>	<b>0.181</b>	<b>39,750,186.06</b>	<b>39,795,960.46</b>	<b>(34,782.36)</b>	<b>12,677.31</b>	<b>1.0009</b>	<b>211</b>	<b>0.58</b>	<b>0.0088</b>

# Investment Report

July 1, 2021

<u>CUSIP</u>	<u>ContNo</u>	<u>Issuer</u>	<u>Purchase Date</u>	<u>Maturity Date</u>	<u>Coupon</u>	<u>Yield to Maturity</u>	<u>Current Par</u>	<u>Market Value</u>	<u>(Premium)/Discount</u>	<u>Accrued Interest</u>	<u>Original Cost</u>	<u>Days To Maturity</u>	<u>Duration</u>	<u>Convexity</u>
<b>ALL REQUIREMENTS 2021B SUBORDINATE BOND PROCEED</b>														
02665WDL2	125449	CORP: HONDA	04/27/2021	07/08/2025	1.200	1.022	6,500,000.00	6,775,738.57	(47,385.00)	37,483.33	1.0073	1,468	3.92	0.1781
06406RAS6	125442	CORP: BANK OF NY	04/27/2021	04/26/2024	0.500	0.487	5,000,000.00	5,048,835.40	(1,884.99)	4,513.89	1.0004	1,030	2.80	0.0943
10373QBJ8	125448	CORP: BP	04/27/2021	04/06/2025	3.194	1.060	5,000,000.00	5,587,335.65	(410,799.99)	37,706.94	1.0822	1,375	3.57	0.1518
127145LF5	125506	MUNI: CACHE CNTY UT	05/27/2021	06/15/2025	3.000	0.660	1,975,000.00	2,190,286.67	(184,386.00)	5,595.83	1.0934	1,445	3.77	0.1671
160357XD6	125503	MUNI: CTY CHARLESTON	05/26/2021	03/01/2025	1.250	0.520	1,255,000.00	1,302,608.53	(34,098.35)	1,525.17	1.0272	1,339	3.60	0.1513
23223PPF7	125501	MUNI: Cuyahoga Cnty	05/21/2021	12/01/2023	4.000	0.093	2,500,000.00	2,738,118.14	(238,750.00)	8,333.33	1.0955	883	2.33	0.0693
235308D75	125460	MUNI: DALLAS TX SCH	04/27/2021	08/15/2025	4.000	0.700	6,110,000.00	7,089,747.94	(852,528.30)	46,843.33	1.1395	1,506	3.84	0.1747
27873JUS2	125454	CP: EBURY FIN	04/27/2021	07/26/2021	0.000	0.162	4,904,000.00	4,903,563.12	1,961.60	0.00	0.9996	25	0.07	0.0004
3130AMKF8	125504	FHLB	05/27/2021	08/27/2025	0.820	0.820	5,000,000.00	5,095,102.80	0.00	3,872.22	1.0000	1,518	4.09	0.1916
3133EMWH1	125451	FFCB	04/27/2021	04/21/2025	0.710	0.710	3,000,000.00	3,046,340.45	0.00	4,200.83	1.0000	1,390	3.76	0.1631
3135G05X7	125450	FNMA	04/27/2021	08/25/2025	0.375	0.692	3,000,000.00	3,003,757.14	40,470.00	3,937.50	0.9865	1,516	4.12	0.1928
3137EAXE3	125497	FHLMC	05/17/2021	09/23/2025	0.375	0.691	2,500,000.00	2,501,462.84	33,750.00	2,552.08	0.9865	1,545	4.20	0.1998
341271AD6	125458	MUNI: FLORIDA SBA	04/27/2021	07/01/2025	1.258	0.978	5,000,000.00	5,197,460.62	(57,150.00)	31,450.00	1.0114	1,461	3.89	0.1761
35569PFG3	125498	MUNI: FREDERICK CNTY	05/17/2021	08/01/2025	3.000	0.637	1,630,000.00	1,830,941.94	(159,560.70)	20,375.00	1.0979	1,492	3.85	0.1747
37331NAJ0	125441	CORP:GEORGIA-PAC IFIC	04/27/2021	09/30/2025	1.750	1.130	5,500,000.00	5,860,224.55	(146,841.42)	24,329.86	1.0267	1,552	4.10	0.1948
45581BUP0	125446	CP: ICBC/NEW YORK	04/27/2021	07/23/2021	0.000	0.213	5,000,000.00	4,999,621.27	2,537.50	0.00	0.9995	22	0.06	0.0003
485106UW6	125461	Kansas City, MO	04/28/2021	04/01/2025	1.295	0.949	2,000,000.00	2,083,079.58	(26,600.00)	5,036.11	1.0133	1,370	3.67	0.1571
53944QWE6	125486	CP: LMA Americas	05/12/2021	09/14/2021	0.000	0.132	500,000.00	499,800.24	225.69	0.00	0.9995	75	0.21	0.0014
68609TT81	125499	MUNI: Oregon State	05/18/2021	08/01/2025	0.803	0.666	1,300,000.00	1,329,528.14	(7,371.00)	1,420.86	1.0057	1,492	4.02	0.1857
74256LEE5	125440	CORP: PRINCIPAL LIFE	04/27/2021	06/23/2025	1.250	1.070	5,000,000.00	5,193,401.27	(36,450.00)	1,388.89	1.0073	1,453	3.89	0.1754
74368CAX2	125443	CORP: PROTECTIVELIFE	04/27/2021	07/15/2025	1.170	1.168	2,375,000.00	2,472,257.92	(155.61)	12,813.13	1.0001	1,475	3.94	0.1798
78015K7H1	125439	CORP: RBC	04/27/2021	06/10/2025	1.150	1.005	5,000,000.00	5,174,636.69	(29,149.99)	3,354.17	1.0058	1,440	3.86	0.1728
91417K2W0	125496	MUNI: UNIV COLORADO	05/17/2021	06/01/2025	2.347	0.650	3,690,000.00	3,997,178.47	(249,185.70)	7,217.03	1.0675	1,431	3.77	0.1667
N/A	125431	Goldman Sachs M-Mkt	04/15/2021	07/01/2021	0.010	0.010	725,758.33	725,758.33	0.00	0.20	1.0000	0	0.00	0.0000
N/A	125476	ARP 21B SUB SBA	04/30/2021	07/01/2021	0.100	0.100	12,872,048.23	12,872,048.23	0.00	35.76	1.0000	0	0.00	0.0000
					<b>1.291</b>	<b>0.663</b>	<b>97,336,806.56</b>	<b>101,518,834.50</b>	<b>(2,403,352.26)</b>	<b>263,985.46</b>	<b>1.0247</b>	<b>1,070</b>	<b>2.84</b>	<b>0.1259</b>
<b>ALL REQUIREMENTS CONTINGENCY</b>														
74153WCL1	125397	CORP: PRICOA GL FD	03/25/2021	09/23/2024	2.400	0.610	1,000,000.00	1,076,899.81	(61,800.00)	6,533.33	1.0618	1,180	3.11	0.1174
79642B3M3	120585	MUNI: SANWTR	06/20/2017	05/15/2023	5.000	1.390	270,000.00	303,999.45	(55,047.60)	1,725.00	1.2039	683	1.80	0.0445
VP4560000	124582	Wells Fargo	11/04/2019	07/01/2021	0.010	0.010	51,843.18	51,843.18	0.00	0.01	1.0000	0	0.00	0.0000
					<b>2.837</b>	<b>0.746</b>	<b>1,321,843.18</b>	<b>1,432,742.44</b>	<b>(116,847.60)</b>	<b>8,258.34</b>	<b>1.0884</b>	<b>1,032</b>	<b>2.72</b>	<b>0.0979</b>

# Investment Report

July 1, 2021

<u>CUSIP</u>	<u>ContNo</u>	<u>Issuer</u>	<u>Purchase Date</u>	<u>Maturity Date</u>	<u>Coupon</u>	<u>Yield to Maturity</u>	<u>Current Par</u>	<u>Market Value</u>	<u>(Premium)/Discount</u>	<u>Accrued Interest</u>	<u>Original Cost</u>	<u>Days To Maturity</u>	<u>Duration</u>	<u>Convexity</u>
<b>ALL REQUIREMENTS DEBT SERVICE 2015B</b>														
53943FWN1	125508	CP: LLOYDS BANK	06/08/2021	09/22/2021	0.000	0.081	1,000,000.00	999,534.99	235.56	0.00	0.9998	83	0.23	0.0016
53944QWE6	125487	CP: LMA Americas	05/12/2021	09/14/2021	0.000	0.132	1,000,000.00	999,600.48	451.39	0.00	0.9995	75	0.21	0.0014
62455AWH6	125418	CP: Mountcliff Fund	04/12/2021	09/17/2021	0.000	0.193	3,000,000.00	2,998,729.31	2,501.67	0.00	0.9992	78	0.21	0.0015
N/A	118434	Goldman Sachs M-Mkt	01/28/2016	07/01/2021	0.010	0.010	1,057,821.21	1,057,821.21	0.00	0.29	1.0000	0	0.00	0.0000
					<b>0.002</b>	<b>0.132</b>	<b>6,057,821.21</b>	<b>6,055,685.99</b>	<b>3,188.62</b>	<b>0.29</b>	<b>0.9995</b>	<b>65</b>	<b>0.18</b>	<b>0.0013</b>
<b>ALL REQUIREMENTS DEBT SERVICE 2016A</b>														
0347M2WW2	125469	CP: Anglesea Funding	04/30/2021	09/30/2021	0.000	0.122	5,000,000.00	4,997,325.45	2,550.00	0.00	0.9995	91	0.25	0.0019
15060XWL2	125416	CP: CEDRSP	04/09/2021	09/20/2021	0.000	0.213	5,000,000.00	4,997,758.87	4,783.33	0.00	0.9990	81	0.22	0.0016
16536HWW7	125435	CP: CHESHAM FINANCE	04/22/2021	09/30/2021	0.000	0.162	5,000,000.00	4,997,325.45	3,577.80	0.00	0.9993	91	0.25	0.0019
27873JWW1	125417	CP: EBURY FIN	04/09/2021	09/30/2021	0.000	0.173	5,000,000.00	4,997,325.45	4,108.35	0.00	0.9992	91	0.25	0.0019
39021UWH5	125415	CP: GREAT BRIDGE	04/09/2021	09/17/2021	0.000	0.193	5,000,000.00	4,997,882.18	4,248.61	0.00	0.9992	78	0.21	0.0015
53943FWN1	125509	CP: LLOYDS BANK	06/08/2021	09/22/2021	0.000	0.081	5,000,000.00	4,997,674.94	1,177.78	0.00	0.9998	83	0.23	0.0016
N/A	118861	Goldman Sachs M-Mkt	05/12/2016	07/01/2021	0.010	0.010	4,987,633.28	4,987,633.28	0.00	1.39	1.0000	0	0.00	0.0000
					<b>0.001</b>	<b>0.136</b>	<b>34,987,633.28</b>	<b>34,972,925.62</b>	<b>20,445.87</b>	<b>1.39</b>	<b>0.9994</b>	<b>74</b>	<b>0.20</b>	<b>0.0015</b>
<b>ALL REQUIREMENTS DEBT SERVICE 2017A</b>														
55607KWH5	125527	CP: MACQUARIE BANK	06/16/2021	09/17/2021	0.000	0.086	400,000.00	399,830.57	87.83	0.00	0.9998	78	0.21	0.0015
N/A	120615	Goldman Sachs M-Mkt	06/30/2017	07/01/2021	0.010	0.010	470,626.71	470,626.71	0.00	0.13	1.0000	0	0.00	0.0000
					<b>0.005</b>	<b>0.045</b>	<b>870,626.71</b>	<b>870,457.28</b>	<b>87.83</b>	<b>0.13</b>	<b>0.9999</b>	<b>36</b>	<b>0.10</b>	<b>0.0007</b>
<b>ALL REQUIREMENTS DEBT SERVICE 2017B</b>														
2284K0WW1	125419	CP: CROWN POINT CAPL	04/12/2021	09/30/2021	0.000	0.173	3,000,000.00	2,998,395.27	2,422.50	0.00	0.9992	91	0.25	0.0019
53944QWE6	125488	CP: LMA Americas	05/12/2021	09/14/2021	0.000	0.132	1,000,000.00	999,600.48	451.39	0.00	0.9995	75	0.21	0.0014
55607KWH5	125526	CP: MACQUARIE BANK	06/16/2021	09/17/2021	0.000	0.086	600,000.00	599,745.86	131.75	0.00	0.9998	78	0.21	0.0015
N/A	120616	Goldman Sachs M-Mkt	06/30/2017	07/01/2021	0.010	0.010	846,060.42	846,060.42	0.00	0.24	1.0000	0	0.00	0.0000
					<b>0.002</b>	<b>0.130</b>	<b>5,446,060.42</b>	<b>5,443,802.03</b>	<b>3,005.64</b>	<b>0.24</b>	<b>0.9994</b>	<b>72</b>	<b>0.20</b>	<b>0.0015</b>
<b>ALL REQUIREMENTS DEBT SERVICE 2018A</b>														
N/A	122318	Goldman Sachs M-Mkt	07/26/2018	07/01/2021	0.010	0.010	529,833.96	529,833.96	0.00	3.34	1.0000	0	0.00	0.0000
					<b>0.010</b>	<b>0.010</b>	<b>529,833.96</b>	<b>529,833.96</b>	<b>0.00</b>	<b>3.34</b>	<b>1.0000</b>	<b>0</b>	<b>0.00</b>	<b>0.0000</b>
<b>ALL REQUIREMENTS DEBT SERVICE 2019A</b>														
55607KWH5	125529	CP: MACQUARIE BANK	06/16/2021	09/17/2021	0.000	0.086	700,000.00	699,703.51	153.71	0.00	0.9998	78	0.21	0.0015
N/A	124837	Goldman Sachs M-Mkt	11/25/2019	07/01/2021	0.010	0.010	381,907.77	381,907.77	0.00	0.11	1.0000	0	0.00	0.0000
					<b>0.004</b>	<b>0.059</b>	<b>1,081,907.77</b>	<b>1,081,611.28</b>	<b>153.71</b>	<b>0.11</b>	<b>0.9999</b>	<b>50</b>	<b>0.14</b>	<b>0.0010</b>
<b>ALL REQUIREMENTS DEBT SERVICE 2019B</b>														
16536HWW7	125434	CP: CHESHAM FINANCE	04/22/2021	09/30/2021	0.000	0.162	800,000.00	799,572.07	572.45	0.00	0.9993	91	0.25	0.0019
N/A	124838	Goldman Sachs M-Mkt	11/25/2019	07/01/2021	0.010	0.010	464,505.68	464,505.68	0.00	0.13	1.0000	0	0.00	0.0000
					<b>0.004</b>	<b>0.106</b>	<b>1,264,505.68</b>	<b>1,264,077.75</b>	<b>572.45</b>	<b>0.13</b>	<b>0.9995</b>	<b>58</b>	<b>0.16</b>	<b>0.0012</b>

# Investment Report

July 1, 2021

<u>CUSIP</u>	<u>ContNo</u>	<u>Issuer</u>	<u>Purchase Date</u>	<u>Maturity Date</u>	<u>Coupon</u>	<u>Yield to Maturity</u>	<u>Current Par</u>	<u>Market Value</u>	<u>(Premium)/Discount</u>	<u>Accrued Interest</u>	<u>Original Cost</u>	<u>Days To Maturity</u>	<u>Duration</u>	<u>Convexity</u>
<b>ALL REQUIREMENTS DEBT SERVICE 2021A</b>														
N/A	125470	Goldman Sachs M-Mkt	04/30/2021	07/01/2021	0.010	0.010	191,653.57	191,653.57	0.00	0.05	1.0000	0	0.00	0.0000
					<b>0.010</b>	<b>0.010</b>	<b>191,653.57</b>	<b>191,653.57</b>	<b>0.00</b>	<b>0.05</b>	<b>1.0000</b>	<b>0</b>	<b>0.00</b>	<b>0.0000</b>
<b>ALL REQUIREMENTS DEBT SERVICE 2021B</b>														
N/A	125477	Goldman Sachs M-Mkt	05/04/2021	07/01/2021	0.010	0.010	401,005.55	401,005.55	0.00	0.11	1.0000	0	0.00	0.0000
					<b>0.010</b>	<b>0.010</b>	<b>401,005.55</b>	<b>401,005.55</b>	<b>0.00</b>	<b>0.11</b>	<b>1.0000</b>	<b>0</b>	<b>0.00</b>	<b>0.0000</b>
<b>ALL REQUIREMENTS GENERAL RESERVE</b>														
05571BV34	125256	CP: BCPE	10/20/2020	08/03/2021	0.000	0.342	2,000,000.00	1,999,740.43	5,444.44	0.00	0.9973	33	0.09	0.0005
05990CUD4	125257	CP: BCI MIAMI	10/20/2020	07/13/2021	0.000	0.499	1,000,000.00	999,963.50	3,622.22	0.00	0.9964	12	0.03	0.0002
31422XCS9	125394	FAMCA	03/16/2021	06/16/2023	0.200	0.200	1,000,000.00	1,000,378.16	0.00	83.33	1.0000	715	1.95	0.0485
372348BZ4	122077	CD: GENOA	02/28/2018	02/28/2023	2.550	2.550	245,000.00	254,694.03	0.00	51.35	1.0000	607	1.63	0.0365
61334ECZ97	125271	MUNI: Montgomery	10/29/2020	04/01/2022	4.000	0.201	750,000.00	779,131.72	(40,447.50)	7,500.00	1.0539	274	0.74	0.0099
87270LBF9	121723	CD: TIAA FSB	02/23/2018	02/23/2023	2.500	2.500	245,000.00	256,535.40	0.00	2,147.95	1.0000	602	1.61	0.0360
912828YM6	125423	US Treasury	04/15/2021	10/31/2024	1.500	0.501	1,000,000.00	1,045,018.24	(35,033.45)	2,541.67	1.0350	1,218	3.26	0.1264
VP4560000	124710	Wells Fargo	11/25/2019	07/01/2021	0.010	0.010	454,400.92	454,400.92	0.00	0.13	1.0000	0	0.00	0.0000
					<b>0.888</b>	<b>0.489</b>	<b>6,694,400.92</b>	<b>6,789,862.40</b>	<b>(66,414.29)</b>	<b>12,324.43</b>	<b>1.0099</b>	<b>375</b>	<b>1.01</b>	<b>0.0301</b>
<b>ALL REQUIREMENTS GENERAL RESERVE RPA</b>														
05970RVA0	125483	CP: BANCO SANTANDER	05/12/2021	08/10/2021	0.000	0.152	1,500,000.00	1,499,752.78	562.50	0.00	0.9996	40	0.11	0.0007
15060XVG4	125500	CP: CEDRSP	05/21/2021	08/16/2021	0.000	0.152	1,000,000.00	999,800.94	362.50	0.00	0.9996	46	0.13	0.0008
VP4560000	124584	Wells Fargo	11/04/2019	07/01/2021	0.010	0.010	1,780,515.26	1,780,515.26	0.00	0.49	1.0000	0	0.00	0.0000
					<b>0.004</b>	<b>0.093</b>	<b>4,280,515.26</b>	<b>4,280,068.98</b>	<b>925.00</b>	<b>0.49</b>	<b>0.9998</b>	<b>25</b>	<b>0.07</b>	<b>0.0004</b>



# Investment Report

July 1, 2021

<u>CUSIP</u>	<u>ContNo</u>	<u>Issuer</u>	<u>Purchase Date</u>	<u>Maturity Date</u>	<u>Coupon</u>	<u>Yield to Maturity</u>	<u>Current Par</u>	<u>Market Value</u>	<u>(Premium)/Discount</u>	<u>Accrued Interest</u>	<u>Original Cost</u>	<u>Days To Maturity</u>	<u>Duration</u>	<u>Convexity</u>
<b>ALL REQUIREMENTS O&amp;M</b>														
02587DY85	125142	CD: American Express	10/01/2019	09/06/2022	2.400	2.000	247,000.00	249,264.54	(2,798.51)	1,900.21	1.0113	432	1.17	0.0204
06251A2D1	125186	CD: BANK HAPOALIM	08/26/2020	08/26/2022	0.250	0.250	249,000.00	249,492.45	0.00	213.18	1.0000	421	1.15	0.0194
254673MP8	125112	CD: Discover Bank	06/26/2020	02/22/2028	3.000	3.000	245,000.00	288,061.23	0.00	2,597.67	1.0000	2,427	6.07	0.4125
3130A0EN6	124747	FHLB	12/12/2019	12/10/2021	2.875	1.645	3,000,000.00	3,094,716.25	(72,108.00)	5,031.25	1.0240	162	0.44	0.0043
3130AJZJ1	125184	FHLB	08/25/2020	08/25/2023	0.320	0.320	444,444.44	444,615.55	0.00	497.78	1.0000	785	2.14	0.0575
3133ELW67	125462	FFCB	04/28/2021	07/21/2022	0.220	0.261	1,500,000.00	1,500,114.17	750.00	586.67	0.9995	385	1.05	0.0166
3133EMCG5	125269	FFCB	10/29/2020	10/08/2021	0.100	0.127	5,000,000.00	5,000,718.98	1,250.00	1,152.78	0.9998	99	0.27	0.0021
3134GWFX9	125147	FHLMC	07/30/2020	07/29/2022	0.250	0.250	2,875,000.00	2,872,974.72	0.00	3,034.72	1.0000	393	1.07	0.0173
3134GWQP3	125177	FHLMC	08/21/2020	08/19/2022	0.200	0.210	750,000.00	748,540.00	150.00	550.00	0.9998	414	1.13	0.0188
3134GWSP2	125181	FHLMC	08/24/2020	08/24/2022	0.220	0.220	875,000.00	875,420.98	0.00	679.10	1.0000	419	1.15	0.0192
3135G05R0	125168	FNMA	08/11/2020	08/10/2023	0.300	0.338	2,000,000.00	2,001,080.00	2,284.00	2,350.00	0.9989	770	2.10	0.0556
3135G0Q89	125114	FNMA	06/26/2020	10/07/2021	1.375	1.751	1,000,000.00	1,014,783.33	4,730.00	3,208.33	0.9953	98	0.27	0.0021
31422BPC8	125467	FAMCA	04/30/2021	11/20/2023	1.720	0.270	2,000,000.00	2,075,762.66	(73,800.00)	3,917.78	1.0369	872	2.35	0.0692
404280BA6	125115	CORP: HSBC	06/26/2020	05/25/2023	3.600	1.525	500,000.00	534,539.19	(30,310.00)	1,800.00	1.0606	693	1.85	0.0457
40588LW39	125298	CP: HALKIN FINANCE	12/08/2020	09/03/2021	0.000	0.274	1,000,000.00	999,683.34	2,017.50	0.00	0.9980	64	0.18	0.0012
419792KE5	124475	MUNI: HAWAII ST GO	10/28/2019	10/01/2021	1.934	1.673	2,000,000.00	2,040,147.44	(9,780.00)	9,777.44	1.0049	92	0.25	0.0019
46625HJC5	125207	CORP: JP MORGAN	09/11/2020	08/15/2021	4.350	0.226	2,000,000.00	2,043,267.71	(76,400.00)	32,866.67	1.0382	45	0.13	0.0008
4913137B2	121196	MUNI: KY STATE	10/19/2017	02/01/2022	5.000	0.952	530,000.00	572,438.87	(89,835.00)	11,041.67	1.1695	215	0.58	0.0071
64952WDR1	125180	CORP: NYLIFE	08/24/2020	09/20/2022	0.400	0.303	1,000,000.00	1,004,425.17	(2,891.53)	1,122.22	1.0029	446	1.22	0.0214
68608VDV3	125401	MUNI: Oregon State	03/26/2021	05/01/2025	3.069	0.900	1,000,000.00	1,112,424.08	(87,050.00)	5,115.00	1.0871	1,400	3.64	0.1572
7417017F7	125468	MUNI: PRINCE GEORGE	04/30/2021	09/15/2023	0.700	0.240	2,750,000.00	2,787,071.61	(29,920.00)	5,668.06	1.0109	806	2.19	0.0604
8648136U9	124457	MUNI: SUFFOLKVA	10/17/2019	02/01/2023	1.937	1.859	1,000,000.00	1,043,570.83	(2,480.00)	8,070.83	1.0025	580	1.56	0.0340
9128284S6	125491	US Treasury	05/12/2021	05/31/2023	2.750	0.158	2,500,000.00	2,630,248.78	(132,372.77)	5,920.14	0.0016	699	1.87	0.0466
912828B66	123230	US Treasury	02/21/2019	02/15/2024	2.750	2.554	1,480,000.00	1,618,717.43	(13,489.47)	15,290.61	1.0091	959	2.53	0.0809
940637MR9	125183	CD: Washington Trust	08/24/2020	08/24/2021	0.150	0.150	250,000.00	250,352.77	0.00	319.52	1.0000	54	0.15	0.0010
949763NT9	125110	CD: Wells Fargo	06/26/2020	02/28/2023	2.750	2.750	245,000.00	255,509.47	0.00	55.38	1.0000	607	1.63	0.0365
N/A	125279	All Req. SBA	11/05/2020	07/01/2021	0.100	0.100	18,972,506.75	18,972,506.75	0.00	52.70	1.0000	0	0.00	0.0000
VP4560000	124611	Wells Fargo	11/21/2019	07/01/2021	0.010	0.010	15,263,958.83	15,263,958.83	0.00	4.24	1.0000	0	0.00	0.0000
					<b>0.786</b>	<b>0.388</b>	<b>70,676,910.02</b>	<b>71,544,407.13</b>	<b>(612,053.78)</b>	<b>122,823.95</b>	<b>0.9715</b>	<b>236</b>	<b>0.64</b>	<b>0.0166</b>

# Investment Report

July 1, 2021

<u>CUSIP</u>	<u>ContNo</u>	<u>Issuer</u>	<u>Purchase Date</u>	<u>Maturity Date</u>	<u>Coupon</u>	<u>Yield to Maturity</u>	<u>Current Par</u>	<u>Market Value</u>	<u>(Premium)/Discount</u>	<u>Accrued Interest</u>	<u>Original Cost</u>	<u>Days To Maturity</u>	<u>Duration</u>	<u>Convexity</u>
<b>ALL REQUIREMENTS RENEWAL &amp; REPLACEMENT</b>														
037833BY5	125408	CORP: APPLE INC	03/30/2021	02/23/2026	3.250	1.233	1,500,000.00	1,718,781.19	(143,370.00)	17,333.33	1.0956	1,698	4.33	0.2186
05580AZJ6	125428	CD: BMW NA	04/16/2021	04/17/2023	0.200	0.200	250,000.00	250,198.86	0.00	104.11	1.0000	655	1.79	0.0416
283770NU5	125405	MUNI: EL PASO SCHOOL	03/29/2021	08/15/2026	5.000	0.996	1,500,000.00	1,883,224.37	(313,680.00)	28,333.33	1.2091	1,871	4.58	0.2451
3130A3KM5	121512	FHLB	12/29/2017	12/09/2022	2.500	2.265	1,000,000.00	1,049,117.73	(10,920.00)	1,502.73	1.0109	526	1.42	0.0287
3130AKCB0	125285	FHLB	11/12/2020	10/13/2021	0.125	0.125	1,000,000.00	1,000,249.27	0.00	270.83	1.0000	104	0.28	0.0022
3133EAG77	121753	FFCB	03/05/2018	08/07/2034	3.150	3.280	1,500,000.00	1,795,687.50	24,645.00	18,900.00	0.9836	4,785	11.03	1.2996
3134GWSB3	125187	FHLMC	08/26/2020	08/26/2022	0.220	0.223	1,000,000.00	1,000,703.89	50.00	763.89	1.0000	421	1.15	0.0193
3134GXJF2	125318	FHLMC	12/30/2020	12/30/2022	0.200	0.200	1,000,000.00	1,000,500.63	0.00	5.56	1.0000	547	1.50	0.0302
31422XFN7	125473	FAMCA	05/03/2021	05/03/2024	0.350	0.350	1,000,000.00	1,003,751.81	0.00	563.89	1.0000	1,037	2.83	0.0954
404280BJ7	125412	CORP: HSBC	04/01/2021	03/13/2023	3.262	1.913	1,000,000.00	1,062,743.21	(25,690.00)	9,786.00	1.0257	620	1.65	0.0379
46849LTE1	123945	CORP: JACKSON NTL	06/28/2019	02/01/2022	3.300	2.278	600,000.00	619,690.01	(15,306.00)	8,250.00	1.0255	215	0.58	0.0070
46849LTM3	125380	CORP: JACKSON NTL	02/19/2021	09/15/2022	2.375	0.199	500,000.00	517,320.53	(16,981.96)	3,562.50	1.0340	441	1.19	0.0214
59217GEE5	125363	CORP: METLIFE	01/29/2021	01/13/2023	1.950	0.260	700,000.00	725,792.55	(23,058.00)	6,370.00	1.0329	561	1.51	0.0321
606822AL8	125329	CORP: MUFJ	01/11/2021	02/22/2022	2.998	0.234	1,500,000.00	1,543,893.84	(46,094.99)	16,114.25	1.0307	236	0.64	0.0079
64971XEK0	125399	MUNI: NYC Trans Fin	03/25/2021	08/01/2026	3.430	1.110	1,500,000.00	1,755,281.85	(180,225.00)	21,437.50	1.1202	1,857	4.69	0.2539
64971XEK0	125403	MUNI: NYC Trans Fin	03/29/2021	08/01/2026	3.430	1.106	1,500,000.00	1,755,281.85	(180,225.00)	21,437.50	1.1202	1,857	4.69	0.2539
882724RB5	125406	MUNI: TEXAS ST	03/29/2021	10/01/2026	5.000	0.964	2,000,000.00	2,508,845.59	(431,860.00)	25,000.00	1.2159	1,918	4.70	0.2571
902273WX5	121455	MUNI: TYLER	12/08/2017	02/15/2026	5.000	1.870	700,000.00	878,104.17	(165,564.00)	13,149.17	1.2365	1,690	4.18	0.2065
9128284S6	125489	US Treasury	05/12/2021	05/31/2023	2.750	0.158	1,000,000.00	1,052,099.51	(52,949.11)	2,368.06	0.0016	699	1.87	0.0466
91282CBD2	125340	US Treasury	01/21/2021	12/31/2022	0.125	0.131	750,000.00	749,891.65	88.20	2.60	0.9999	548	1.51	0.0305
912833LJ7	120129	US Treasury	03/31/2014	08/15/2022	0.000	2.661	370,000.00	369,054.65	73,507.90	0.00	0.8013	410	1.12	0.0179
VP4560000	124585	Wells Fargo	11/04/2019	07/01/2021	0.010	0.010	673,879.95	673,879.95	0.00	0.19	1.0000	0	0.00	0.0000
					<b>2.638</b>	<b>1.029</b>	<b>22,543,879.95</b>	<b>24,914,094.61</b>	<b>(1,507,632.96)</b>	<b>195,255.44</b>	<b>1.0202</b>	<b>1,282</b>	<b>3.19</b>	<b>0.1958</b>
<b>ALL REQUIREMENTS SOLAR O&amp;M</b>														
46849LTK7	125524	CORP: JACKSON NTL	06/10/2021	06/21/2024	2.650	0.844	930,000.00	998,465.19	(50,149.27)	684.58	1.0539	1,086	2.88	0.1013
62455AV61	125530	CP: Mountcliff Fund	06/16/2021	08/06/2021	0.000	0.071	2,000,000.00	1,999,713.26	198.33	0.00	0.9999	36	0.10	0.0006
92646KUT7	125369	CP: VICTORY REC	02/18/2021	07/27/2021	0.000	0.132	750,000.00	749,929.73	430.62	0.00	0.9994	26	0.07	0.0004
VP4560000	125040	Wells Fargo	04/27/2020	07/01/2021	0.010	0.010	20,683.29	20,683.29	0.00	0.01	1.0000	0	0.00	0.0000
					<b>0.666</b>	<b>0.277</b>	<b>3,700,683.29</b>	<b>3,768,791.47</b>	<b>(49,520.32)</b>	<b>684.59</b>	<b>1.0134</b>	<b>298</b>	<b>0.79</b>	<b>0.0259</b>
<b>ALL REQUIREMENTS SUBORDINATE DEBT</b>														
N/A	125086	Goldman Sachs M-Mkt	05/29/2020	07/01/2021	0.010	0.010	2.51	2.51	0.00	0.00	1.0000	0	0.00	0.0000
					<b>0.010</b>	<b>0.010</b>	<b>2.51</b>	<b>2.51</b>	<b>0.00</b>	<b>0.00</b>	<b>1.0000</b>	<b>0</b>	<b>0.00</b>	<b>0.0000</b>
<b>ARP Pool Summary</b>					<b>0.876</b>	<b>0.451</b>	<b>299,773,748.28</b>	<b>307,515,749.50</b>	<b>(4,777,989.10)</b>	<b>623,672.92</b>	<b>1.0037</b>	<b>557</b>	<b>1.47</b>	<b>0.0624</b>
<b>Bushnell Rate Stabilization Fund</b>														
912828ZA1	125370	US Treasury	02/18/2021	02/28/2022	1.125	0.063	100,000.00	101,053.11	(1,078.30)	382.25	1.0108	242	0.66	0.0080
VP4560000	124580	Wells Fargo	11/04/2019	07/01/2021	0.010	0.010	51,978.06	51,978.06	0.00	0.01	1.0000	0	0.00	0.0000
					<b>0.744</b>	<b>0.045</b>	<b>151,978.06</b>	<b>153,031.17</b>	<b>(1,078.30)</b>	<b>382.26</b>	<b>1.0071</b>	<b>159</b>	<b>0.44</b>	<b>0.0053</b>
<b>BUSH Pool Summary</b>					<b>0.744</b>	<b>0.045</b>	<b>151,978.06</b>	<b>153,031.17</b>	<b>(1,078.30)</b>	<b>382.26</b>	<b>1.0071</b>	<b>159</b>	<b>0.44</b>	<b>0.0053</b>

# Investment Report

July 1, 2021

<u>CUSIP</u>	<u>ContNo</u>	<u>Issuer</u>	<u>Purchase Date</u>	<u>Maturity Date</u>	<u>Coupon</u>	<u>Yield to Maturity</u>	<u>Current Par</u>	<u>Market Value</u>	<u>(Premium)/Discount</u>	<u>Accrued Interest</u>	<u>Original Cost</u>	<u>Days To Maturity</u>	<u>Duration</u>	<u>Convexity</u>
<b>FMPA Pool Loan Working Capital</b>														
VP4560000	124586	Wells Fargo	11/04/2019	07/01/2021	0.010	0.010	68,955.16	68,955.16	0.00	0.02	1.0000	0	0.00	0.0000
					<b>0.010</b>	<b>0.010</b>	<b>68,955.16</b>	<b>68,955.16</b>	<b>0.00</b>	<b>0.02</b>	<b>1.0000</b>	<b>0</b>	<b>0.00</b>	<b>0.0000</b>
			<b>FMPA Pool Summary</b>		<b>0.010</b>	<b>0.010</b>	<b>68,955.16</b>	<b>68,955.16</b>	<b>0.00</b>	<b>0.02</b>	<b>1.0000</b>	<b>0</b>	<b>0.00</b>	<b>0.0000</b>
<b>FMPA PL HOMESTEAD PROJECT FUND 2021</b>														
N/A	125532	Goldman Sachs M-Mkt	06/28/2021	07/01/2021	0.010	0.010	6,366,416.37	6,366,416.37	0.00	1.77	1.0000	0	0.00	0.0000
					<b>0.010</b>	<b>0.010</b>	<b>6,366,416.37</b>	<b>6,366,416.37</b>	<b>0.00</b>	<b>1.77</b>	<b>1.0000</b>	<b>0</b>	<b>0.00</b>	<b>0.0000</b>
			<b>HMST Pool Summary</b>		<b>0.010</b>	<b>0.010</b>	<b>6,366,416.37</b>	<b>6,366,416.37</b>	<b>0.00</b>	<b>1.77</b>	<b>1.0000</b>	<b>0</b>	<b>0.00</b>	<b>0.0000</b>
<b>Kissimmee Rate Stabilization Fund</b>														
VP4560000	124581	Wells Fargo	11/04/2019	07/01/2021	0.010	0.010	127,158.89	127,158.89	0.00	0.04	1.0000	0	0.00	0.0000
					<b>0.010</b>	<b>0.010</b>	<b>127,158.89</b>	<b>127,158.89</b>	<b>0.00</b>	<b>0.04</b>	<b>1.0000</b>	<b>0</b>	<b>0.00</b>	<b>0.0000</b>
			<b>KUA Pool Summary</b>		<b>0.010</b>	<b>0.010</b>	<b>127,158.89</b>	<b>127,158.89</b>	<b>0.00</b>	<b>0.04</b>	<b>1.0000</b>	<b>0</b>	<b>0.00</b>	<b>0.0000</b>
<b>FMPA PL BUSHNELL Debt Service</b>														
N/A	124748	Goldman Sachs M-Mkt	12/10/2019	07/01/2021	0.010	0.010	255,795.24	255,795.24	0.00	0.07	1.0000	0	0.00	0.0000
					<b>0.010</b>	<b>0.010</b>	<b>255,795.24</b>	<b>255,795.24</b>	<b>0.00</b>	<b>0.07</b>	<b>1.0000</b>	<b>0</b>	<b>0.00</b>	<b>0.0000</b>
			<b>POOL Pool Summary</b>		<b>0.010</b>	<b>0.010</b>	<b>255,795.24</b>	<b>255,795.24</b>	<b>0.00</b>	<b>0.07</b>	<b>1.0000</b>	<b>0</b>	<b>0.00</b>	<b>0.0000</b>
<b>St Lucie Contingency</b>														
3133ELXW9	125036	FFCB	04/29/2020	04/27/2022	0.300	0.305	1,000,000.00	1,002,058.33	100.00	533.33	0.9999	300	0.82	0.0110
6944PL2B4	125378	CORP: PACIFIC LIFE	02/19/2021	06/24/2025	1.200	0.849	500,000.00	518,684.16	(7,450.00)	116.67	1.0149	1,454	3.90	0.1757
VP4560000	124587	Wells Fargo	11/04/2019	07/01/2021	0.010	0.010	806,874.00	806,874.00	0.00	0.22	1.0000	0	0.00	0.0000
					<b>0.394</b>	<b>0.320</b>	<b>2,306,874.00</b>	<b>2,327,616.49</b>	<b>(7,350.00)</b>	<b>650.22</b>	<b>1.0032</b>	<b>445</b>	<b>1.20</b>	<b>0.0429</b>
<b>St Lucie Debt Service 2010</b>														
45581BWW3	125426	CP: ICBC/NEW YORK	04/15/2021	09/30/2021	0.000	0.204	1,000,000.00	999,466.84	933.33	0.00	0.9991	91	0.25	0.0019
X9X9USDADM1	123466	MORGAN STANLEY LIQ	03/05/2019	07/01/2021	0.030	0.030	650,888.71	650,888.71	0.00	12.14	1.0000	0	0.00	0.0000
					<b>0.012</b>	<b>0.135</b>	<b>1,650,888.71</b>	<b>1,650,355.55</b>	<b>933.33</b>	<b>12.14</b>	<b>0.9994</b>	<b>55</b>	<b>0.15</b>	<b>0.0011</b>
<b>St Lucie Debt Service 2011</b>														
X9X9USDADM1	123471	MORGAN STANLEY LIQ	03/05/2019	07/01/2021	0.030	0.030	296,387.05	296,387.05	0.00	4.53	1.0000	0	0.00	0.0000
					<b>0.030</b>	<b>0.030</b>	<b>296,387.05</b>	<b>296,387.05</b>	<b>0.00</b>	<b>4.53</b>	<b>1.0000</b>	<b>0</b>	<b>0.00</b>	<b>0.0000</b>
<b>St Lucie Debt Service 2012A</b>														
X9X9USDADM1	123467	MORGAN STANLEY LIQ	03/05/2019	07/01/2021	0.030	0.030	736,083.07	736,083.07	0.00	12.88	1.0000	0	0.00	0.0000
					<b>0.030</b>	<b>0.030</b>	<b>736,083.07</b>	<b>736,083.07</b>	<b>0.00</b>	<b>12.88</b>	<b>1.0000</b>	<b>0</b>	<b>0.00</b>	<b>0.0000</b>
<b>St Lucie Debt Service 2013A</b>														
53943FWN1	125510	CP: LLOYDS BANK	06/08/2021	09/22/2021	0.000	0.081	800,000.00	799,627.99	188.44	0.00	0.9998	83	0.23	0.0016
X9X9USDADM1	123469	MORGAN STANLEY LIQ	03/05/2019	07/01/2021	0.030	0.030	244,325.53	244,325.53	0.00	8.43	1.0000	0	0.00	0.0000
					<b>0.007</b>	<b>0.069</b>	<b>1,044,325.53</b>	<b>1,043,953.52</b>	<b>188.44</b>	<b>8.43</b>	<b>0.9998</b>	<b>64</b>	<b>0.17</b>	<b>0.0013</b>

# Investment Report

July 1, 2021

<u>CUSIP</u>	<u>ContNo</u>	<u>Issuer</u>	<u>Purchase Date</u>	<u>Maturity Date</u>	<u>Coupon</u>	<u>Yield to Maturity</u>	<u>Current Par</u>	<u>Market Value</u>	<u>(Premium)/Discount</u>	<u>Accrued Interest</u>	<u>Original Cost</u>	<u>Days To Maturity</u>	<u>Duration</u>	<u>Convexity</u>
<b>St Lucie Debt Service Res. 2011AB</b>														
313378JP7	122203	FHLB	06/29/2018	09/10/2021	2.375	2.693	335,000.00	343,824.88	3,247.82	2,453.18	0.9903	71	0.19	0.0014
313378JP7	122205	FHLB	06/29/2018	09/10/2021	2.375	2.693	925,000.00	949,367.20	8,967.87	6,773.70	0.9903	71	0.19	0.0014
313378JP7	122206	FHLB	06/29/2018	09/10/2021	2.375	2.693	405,000.00	415,668.88	3,926.47	2,965.78	0.9903	71	0.19	0.0014
313378JP7	122207	FHLB	06/29/2018	09/10/2021	2.375	2.693	225,000.00	230,927.16	2,181.38	1,647.66	0.9903	71	0.19	0.0014
3136G46A6	125258	FNMA	10/27/2020	10/27/2023	0.300	0.303	1,000,000.00	1,002,710.94	100.00	533.33	0.9999	848	2.31	0.0661
3137EAEC9	121670	FHLMC	02/14/2018	08/12/2021	1.125	2.381	1,400,000.00	1,416,945.25	58,618.00	6,081.25	0.9581	42	0.11	0.0007
46625HJH4	125393	CORP: JP MORGAN	03/15/2021	01/25/2023	3.200	0.456	1,000,000.00	1,061,758.50	(50,790.00)	13,866.67	1.0508	573	1.52	0.0332
606822AL8	125337	CORP: Mitsubishi UFG	01/11/2021	02/22/2022	2.998	0.234	250,000.00	257,315.64	(7,682.50)	2,685.71	1.0307	236	0.64	0.0079
X9X9USDADM1	123470	MORGAN STANLEY LIQ	03/05/2019	07/01/2021	0.030	0.030	384,301.85	384,301.85	0.00	9.93	1.0000	0	0.00	0.0000
					<b>1.743</b>	<b>1.562</b>	<b>5,924,301.85</b>	<b>6,062,820.30</b>	<b>18,569.04</b>	<b>37,017.21</b>	<b>0.9969</b>	<b>282</b>	<b>0.76</b>	<b>0.0177</b>
<b>St Lucie Debt Service Reserve 2012</b>														
05990CZ72	125312	CP: BCI MIAMI	12/09/2020	12/07/2021	0.000	0.438	1,700,000.00	1,698,265.12	7,370.92	0.00	0.9957	159	0.44	0.0041
53948AU25	125244	CP: LLOYDS	10/14/2020	07/02/2021	0.000	0.220	1,705,000.00	1,704,996.14	2,719.47	0.00	0.9984	1	0.00	0.0000
X9X9USDADM1	123468	MORGAN STANLEY LIQ	03/05/2019	07/01/2021	0.030	0.030	58,969.91	58,969.91	0.00	1.53	1.0000	0	0.00	0.0000
					<b>0.001</b>	<b>0.324</b>	<b>3,463,969.91</b>	<b>3,462,231.17</b>	<b>10,090.39</b>	<b>1.53</b>	<b>0.9971</b>	<b>79</b>	<b>0.22</b>	<b>0.0020</b>
<b>St Lucie Decommissioning</b>														
05990CZ72	125311	CP: BCI MIAMI	12/09/2020	12/07/2021	0.000	0.438	4,000,000.00	3,995,917.93	17,343.33	0.00	0.9957	159	0.44	0.0041
3133X8L34	109995	FHLB	07/28/2010	09/09/2024	5.365	3.850	500,000.00	600,048.06	(81,857.15)	8,345.56	1.1637	1,166	2.95	0.1090
646080SZ5	125255	NJ HGR ED	10/20/2020	12/01/2021	5.000	0.401	1,000,000.00	1,024,357.67	(51,060.00)	4,166.67	1.0511	153	0.42	0.0038
912828B66	116602	US Treasury	02/28/2014	02/15/2024	2.750	2.640	400,000.00	437,491.20	(3,828.12)	4,132.60	1.0096	959	2.53	0.0809
912833LQ1	116678	US Treasury	03/31/2014	02/15/2024	0.000	2.876	2,115,000.00	2,097,643.25	519,380.55	0.00	0.7544	959	2.63	0.0796
X9X9USDADM1	123464	MORGAN STANLEY LIQ	03/06/2019	07/01/2021	0.030	0.030	89,827,588.66	89,827,588.66	0.00	224.90	1.0000	0	0.00	0.0000
					<b>0.117</b>	<b>0.142</b>	<b>97,842,588.66</b>	<b>97,983,046.77</b>	<b>399,978.61</b>	<b>16,869.73</b>	<b>0.9959</b>	<b>39</b>	<b>0.11</b>	<b>0.0028</b>

# Investment Report

July 1, 2021

<u>CUSIP</u>	<u>ContNo</u>	<u>Issuer</u>	<u>Purchase Date</u>	<u>Maturity Date</u>	<u>Coupon</u>	<u>Yield to Maturity</u>	<u>Current Par</u>	<u>Market Value</u>	<u>(Premium)/Discount</u>	<u>Accrued Interest</u>	<u>Original Cost</u>	<u>Days To Maturity</u>	<u>Duration</u>	<u>Convexity</u>
<b>St Lucie General Reserve</b>														
05914GAC2	125396	MUNI: BALTIMORE CNTY	03/22/2021	08/01/2023	0.240	0.216	1,000,000.00	1,001,951.87	(570.00)	660.00	1.0006	761	2.08	0.0544
06406FAC7	122918	CORP: Bank of NY	12/21/2018	05/04/2026	2.800	3.670	2,000,000.00	2,243,823.66	111,512.24	8,866.67	0.9442	1,768	4.56	0.2395
09247XAJ0	125420	CORP: BLACKROCK	04/13/2021	06/01/2022	3.375	0.141	1,500,000.00	1,548,948.50	(54,915.00)	4,218.75	1.0366	335	0.91	0.0135
3130AF5B9	125240	FHLB	10/14/2020	10/12/2021	3.000	0.125	4,000,000.00	4,135,033.33	(114,240.00)	26,333.33	1.0286	103	0.28	0.0023
3132XOL33	124992	FAMCA	03/30/2020	02/21/2023	2.770	0.783	500,000.00	534,306.39	(28,350.00)	5,001.39	1.0567	600	1.60	0.0360
313378JP7	125351	FHLB	01/20/2021	09/10/2021	2.375	1.345	1,750,000.00	1,796,100.10	(32,197.57)	12,815.10	1.0184	71	0.19	0.0014
3133EHVV1	122914	FFCB	12/20/2018	09/01/2026	2.400	2.991	2,000,000.00	2,203,300.00	80,720.00	16,000.00	0.9596	1,888	4.87	0.2708
3133EJ5P0	123117	FFCB	01/24/2019	01/18/2022	2.600	2.662	2,500,000.00	2,601,930.56	4,400.00	29,430.56	0.9982	201	0.54	0.0063
3134GV5E4	125122	FHLMC	07/08/2020	07/08/2022	0.270	0.270	2,000,000.00	2,002,465.00	0.00	2,595.00	1.0000	372	1.02	0.0158
3134GXBC7	125288	FHLMC	11/18/2020	11/18/2022	0.180	0.180	1,500,000.00	1,500,686.92	0.00	322.50	1.0000	505	1.38	0.0263
3135G05R0	125169	FNMA	08/11/2020	08/10/2023	0.300	0.338	1,000,000.00	1,000,540.00	1,142.00	1,175.00	0.9989	770	2.10	0.0556
387883Y1	125021	MUNI Grant Cnty Util	04/20/2020	01/01/2023	1.544	1.001	1,050,000.00	1,074,123.75	(15,151.50)	8,106.00	1.0144	549	1.49	0.0311
404280BA6	124986	CORP: HSBC	03/11/2020	05/25/2023	3.600	1.650	1,000,000.00	1,069,078.37	(60,620.00)	3,600.00	1.0606	693	1.85	0.0457
46625HJC5	124977	CORP: JP MORGAN	02/18/2020	08/15/2021	4.350	1.681	1,000,000.00	1,021,633.86	(39,160.00)	16,433.33	1.0392	45	0.13	0.0008
492674PN0	124980	Muni: Kettering, OH	03/10/2020	12/01/2023	2.000	0.859	280,000.00	293,754.07	(11,691.56)	466.67	1.0418	883	2.37	0.0706
53948AU25	125534	CP: LLOYDS BANK	01/20/2021	07/02/2021	0.000	0.359	295,000.00	294,999.34	472.00	0.00	0.9984	1	0.00	0.0000
59217GEE5	125360	CORP: METLIFE	01/29/2021	01/13/2023	1.950	0.260	1,000,000.00	1,036,846.49	(32,940.00)	9,100.00	1.0329	561	1.51	0.0321
606822AU8	124983	CORP: Mitsubishi UFG	03/10/2020	03/02/2025	3.777	1.625	1,000,000.00	1,141,299.51	(102,520.00)	12,485.08	1.1025	1,340	3.44	0.1429
61334ECZ97	125274	MUNI: Montgomery	10/29/2020	04/01/2022	4.000	0.201	1,000,000.00	1,038,842.29	(53,930.00)	10,000.00	1.0539	274	0.74	0.0099
613741KM8	125018	MUNI: Montgomery	04/20/2020	06/01/2022	1.941	1.061	1,000,000.00	1,026,697.50	(18,350.00)	1,617.50	1.0184	335	0.91	0.0134
64972CZ63	124988	MUNI:NYC HSG DEV	03/25/2020	05/01/2023	3.121	2.500	500,000.00	529,058.33	(9,195.00)	2,600.83	1.0184	669	1.79	0.0431
720424D64	125494	MUNI: PIERCE CNTY SC	05/13/2021	12/01/2024	0.681	0.435	1,000,000.00	1,015,984.84	(8,120.00)	567.50	1.0081	1,249	3.39	0.1343
89236THU2	125331	CP: Toyota Motor	01/11/2021	01/11/2024	0.450	0.373	2,500,000.00	2,522,773.92	(5,750.00)	5,312.50	1.0023	924	2.51	0.0774
92818NGL6	124604	MUNI: VA STATE	11/20/2019	11/01/2024	2.200	2.101	2,000,000.00	2,123,275.56	(9,260.00)	7,455.56	1.0046	1,219	3.23	0.1248
VP4560000	124588	Wells Fargo	11/04/2019	07/01/2021	0.010	0.010	6,353,733.43	6,353,733.43	0.00	1.76	1.0000	0	0.00	0.0000
					<b>1.774</b>	<b>0.996</b>	<b>39,728,733.43</b>	<b>41,111,187.59</b>	<b>(398,714.39)</b>	<b>185,165.03</b>	<b>1.0100</b>	<b>569</b>	<b>1.51</b>	<b>0.0545</b>
<b>ST LUCIE NUCLEAR FUEL STABILIZATION</b>														
05970RVA0	125484	CP: BANCO SANTANDER	05/12/2021	08/10/2021	0.000	0.152	1,000,000.00	999,835.18	375.00	0.00	0.9996	40	0.11	0.0007
53943FWN1	125513	CP: LLOYDS BANK	06/08/2021	09/22/2021	0.000	0.081	1,500,000.00	1,499,302.48	353.33	0.00	0.9998	83	0.23	0.0016
53944QWE6	125485	CP: LMA Americas	05/12/2021	09/14/2021	0.000	0.132	1,000,000.00	999,600.48	451.39	0.00	0.9995	75	0.21	0.0014
VP4560000	124589	Wells Fargo	11/04/2019	07/01/2021	0.010	0.010	2,063,787.98	2,063,787.98	0.00	0.57	1.0000	0	0.00	0.0000
					<b>0.004</b>	<b>0.077</b>	<b>5,563,787.98</b>	<b>5,562,526.12</b>	<b>1,179.72</b>	<b>0.57</b>	<b>0.9998</b>	<b>43</b>	<b>0.12</b>	<b>0.0008</b>

# Investment Report

July 1, 2021

<u>CUSIP</u>	<u>ContNo</u>	<u>Issuer</u>	<u>Purchase Date</u>	<u>Maturity Date</u>	<u>Coupon</u>	<u>Yield to Maturity</u>	<u>Current Par</u>	<u>Market Value</u>	<u>(Premium)/Discount</u>	<u>Accrued Interest</u>	<u>Original Cost</u>	<u>Days To Maturity</u>	<u>Duration</u>	<u>Convexity</u>
<b>St Lucie O&amp;M</b>														
32110YQQ1	125211	CD: First Natl Bk Am	09/17/2020	09/17/2021	0.100	0.100	250,000.00	250,008.19	0.00	9.59	1.0000	78	0.21	0.0015
59217GEE5	125357	CORP: METLIFE	01/29/2021	01/13/2023	1.950	0.260	1,000,000.00	1,036,846.49	(32,940.00)	9,100.00	1.0329	561	1.51	0.0321
59740JZK8	125214	CD: MIDFIRST BANK	09/23/2020	09/23/2021	0.100	0.100	250,000.00	250,184.50	0.00	192.47	1.0000	84	0.23	0.0017
9128284S6	125490	US Treasury	05/12/2021	05/31/2023	2.750	0.158	2,000,000.00	2,104,199.02	(105,898.22)	4,736.11	0.0016	699	1.87	0.0466
912828G87	125350	US Treasury	01/21/2021	12/31/2021	2.125	0.096	3,000,000.00	3,030,502.64	(57,284.14)	177.08	1.0191	183	0.50	0.0050
N/A	125280	ST LUCIE SBA	11/05/2020	07/01/2021	0.100	0.100	3,322,083.97	3,322,083.97	0.00	9.23	1.0000	0	0.00	0.0000
VP4560000	124612	Wells Fargo	11/21/2019	07/01/2021	0.010	0.010	316,204.11	316,204.11	0.00	0.09	1.0000	0	0.00	0.0000
					<b>1.402</b>	<b>0.123</b>	<b>10,138,288.08</b>	<b>10,310,028.92</b>	<b>(196,122.36)</b>	<b>14,224.57</b>	<b>0.8119</b>	<b>251</b>	<b>0.68</b>	<b>0.0139</b>
<b>St Lucie R&amp;R</b>														
05571BZ89	125303	CP: BCPE	12/09/2020	12/08/2021	0.000	0.320	1,700,000.00	1,698,252.16	5,414.50	0.00	0.9968	160	0.44	0.0041
05580AZL1	125438	CD: BMW NA	04/23/2021	10/23/2023	0.300	0.300	250,000.00	250,687.10	0.00	141.78	1.0000	844	2.30	0.0656
19464VEB2	125514	MUNI: COLLIER CNTY	06/09/2021	10/01/2024	2.000	0.500	1,000,000.00	1,062,708.67	(49,190.00)	5,000.00	1.0492	1,188	3.15	0.1196
20775CMH4	121805	MUNI: CONN HFA	03/09/2018	05/15/2022	1.950	2.370	500,000.00	507,465.83	8,325.00	1,245.83	0.9834	318	0.87	0.0123
3130A3KM5	121508	FHLB	12/28/2017	12/09/2022	2.500	2.265	750,000.00	786,838.30	(8,190.00)	1,127.05	1.0109	526	1.42	0.0287
3134GXJF2	125319	FHLMC	12/30/2020	12/30/2022	0.200	0.200	1,000,000.00	1,000,500.63	0.00	5.56	1.0000	547	1.50	0.0302
38149MNV2	125478	CD: GOLDMAN SACHS	05/05/2021	05/05/2023	0.150	0.150	250,000.00	249,918.13	0.00	58.56	1.0000	673	1.84	0.0435
46849LTK7	125523	CORP: JACKSON NTL	06/10/2021	06/21/2024	2.650	0.844	560,000.00	601,226.36	(30,197.41)	412.22	1.0539	1,086	2.88	0.1013
59217GEE5	125359	CORP: METLIFE	01/29/2021	01/13/2023	1.950	0.260	500,000.00	518,423.25	(16,470.00)	4,550.00	1.0329	561	1.51	0.0321
91282CBD2	125342	US Treasury	01/21/2021	12/31/2022	0.125	0.131	500,000.00	499,927.77	58.79	1.74	0.9999	548	1.51	0.0305
VP4560000	124590	Wells Fargo	11/04/2019	07/01/2021	0.010	0.010	1,071,301.06	1,071,301.06	0.00	0.30	1.0000	0	0.00	0.0000
					<b>0.952</b>	<b>0.609</b>	<b>8,081,301.06</b>	<b>8,247,249.26</b>	<b>(90,249.12)</b>	<b>12,543.04</b>	<b>1.0112</b>	<b>508</b>	<b>1.37</b>	<b>0.0371</b>
<b>STL Pool Summary</b>					<b>0.652</b>	<b>0.404</b>	<b>176,777,529.33</b>	<b>178,793,485.81</b>	<b>(261,496.34)</b>	<b>266,509.88</b>	<b>0.9896</b>	<b>206</b>	<b>0.55</b>	<b>0.0175</b>
<b>Stanton Contingency</b>														
61334ECZ97	125273	MUNI: Montgomery	10/29/2020	04/01/2022	4.000	0.201	1,000,000.00	1,038,842.29	(53,930.00)	10,000.00	1.0539	274	0.74	0.0099
VP4560000	124591	Wells Fargo	11/04/2019	07/01/2021	0.010	0.010	48,740.59	48,740.59	0.00	0.01	1.0000	0	0.00	0.0000
					<b>3.815</b>	<b>0.192</b>	<b>1,048,740.59</b>	<b>1,087,582.88</b>	<b>(53,930.00)</b>	<b>10,000.01</b>	<b>1.0514</b>	<b>261</b>	<b>0.71</b>	<b>0.0094</b>
<b>Stanton General Reserve</b>														
06406HBY4	124445	CORP: Bank of NY	10/16/2019	09/23/2021	3.550	2.014	990,000.00	1,007,363.36	(28,731.71)	9,567.25	1.0290	84	0.23	0.0017
3130AKCB0	125234	FHLB	10/13/2020	10/13/2021	0.125	0.125	500,000.00	500,124.63	0.00	135.42	1.0000	104	0.28	0.0022
313378JP7	124281	FHLB	09/20/2019	09/10/2021	2.375	1.767	1,000,000.00	1,026,342.92	(11,730.00)	7,322.92	1.0117	71	0.19	0.0014
3134GXBC7	125289	FHLMC	11/18/2020	11/18/2022	0.180	0.180	3,000,000.00	3,001,373.84	0.00	645.00	1.0000	505	1.38	0.0263
576051VX1	125492	MUNI: MASSWTR	05/13/2021	08/01/2024	1.862	0.413	1,000,000.00	1,058,616.87	(46,250.00)	7,758.33	1.0463	1,127	2.99	0.1088
59217GEE5	125361	CORP: METLIFE	01/29/2021	01/13/2023	1.950	0.260	500,000.00	518,423.25	(16,470.00)	4,550.00	1.0329	561	1.51	0.0321
61334ECZ97	125272	MUNI: Montgomery	10/29/2020	04/01/2022	4.000	0.201	1,700,000.00	1,766,031.90	(91,681.00)	17,000.00	1.0539	274	0.74	0.0099
8827237K9	124455	MUNI: TEXAS ST	10/16/2019	10/01/2021	2.315	1.610	2,000,000.00	2,052,593.61	(27,060.00)	11,703.61	1.0135	92	0.25	0.0019
VP4560000	124592	Wells Fargo	11/04/2019	07/01/2021	0.010	0.010	327,198.65	327,198.65	0.00	0.09	1.0000	0	0.00	0.0000
					<b>1.885</b>	<b>0.769</b>	<b>11,017,198.65</b>	<b>11,258,069.03</b>	<b>(221,922.71)</b>	<b>58,682.62</b>	<b>1.0201</b>	<b>343</b>	<b>0.93</b>	<b>0.0208</b>

# Investment Report

July 1, 2021

CUSIP	ContNo	Issuer	Purchase Date	Maturity Date	Coupon	Yield to Maturity	Current Par	Market Value	(Premium)/Discount	Accrued Interest	Original Cost	Days To Maturity	Duration	Convexity
<b>Stanton O&amp;M</b>														
27873JWL5	125304	CP: EBURY FIN	12/08/2020	09/20/2021	0.000	0.254	1,000,000.00	999,551.77	1,986.11	0.00	0.9980	81	0.22	0.0016
3135G05R0	125171	FNMA	08/11/2020	08/10/2023	0.300	0.338	1,000,000.00	1,000,540.00	1,142.00	1,175.00	0.9989	770	2.10	0.0556
912828YC8	124618	US Treasury	11/21/2019	08/31/2021	1.500	1.598	1,500,000.00	1,524,683.25	2,693.04	7,687.50	0.9982	61	0.17	0.0011
N/A	125281	STANTON SBA	11/05/2020	07/01/2021	0.100	0.100	2,273,841.34	2,273,841.34	0.00	6.32	1.0000	0	0.00	0.0000
VP4560000	124615	Wells Fargo	11/21/2019	07/01/2021	0.010	0.010	1,549,328.73	1,549,328.73	0.00	0.43	1.0000	0	0.00	0.0000
					<b>0.381</b>	<b>0.441</b>	<b>7,323,170.07</b>	<b>7,347,945.09</b>	<b>5,821.15</b>	<b>8,869.25</b>	<b>0.9992</b>	<b>129</b>	<b>0.35</b>	<b>0.0081</b>
<b>Stanton R&amp;R</b>														
05571BZ89	125302	CP: BCPE	12/09/2020	12/08/2021	0.000	0.320	500,000.00	499,485.93	1,592.50	0.00	0.9968	160	0.44	0.0041
534239EC8	124335	MUNI: LINCOLN NE	09/30/2019	08/15/2022	3.000	1.696	1,000,000.00	1,059,600.00	(36,420.00)	11,250.00	1.0364	410	1.10	0.0191
91282CBD2	125346	US Treasury	01/21/2021	12/31/2022	0.125	0.131	1,500,000.00	1,499,783.31	176.39	5.21	0.9999	548	1.51	0.0305
92818NGL6	124605	MUNI: VA STATE	11/20/2019	11/01/2024	2.200	2.101	115,000.00	122,074.29	(532.45)	414.64	1.0046	1,219	3.23	0.1248
VP4560000	124596	Wells Fargo	11/04/2019	07/01/2021	0.010	0.010	460,962.90	460,962.90	0.00	0.13	1.0000	0	0.00	0.0000
					<b>0.963</b>	<b>0.643</b>	<b>3,575,962.90</b>	<b>3,641,906.43</b>	<b>(35,183.56)</b>	<b>11,669.98</b>	<b>1.0098</b>	<b>406</b>	<b>1.11</b>	<b>0.0227</b>
		<b>STN Pool Summary</b>			<b>1.350</b>	<b>0.618</b>	<b>22,965,072.21</b>	<b>23,335,503.43</b>	<b>(305,215.12)</b>	<b>89,221.86</b>	<b>1.0133</b>	<b>281</b>	<b>0.76</b>	<b>0.0165</b>
<b>Stanton II Contingency</b>														
89236THU2	125334	CP: Toyota Motor	01/11/2021	01/11/2024	0.450	0.373	500,000.00	504,554.78	(1,150.00)	1,062.50	1.0023	924	2.51	0.0774
VP4560000	124593	Wells Fargo	11/04/2019	07/01/2021	0.010	0.010	625,240.57	625,240.57	0.00	0.17	1.0000	0	0.00	0.0000
					<b>0.206</b>	<b>0.171</b>	<b>1,125,240.57</b>	<b>1,129,795.35</b>	<b>(1,150.00)</b>	<b>1,062.67</b>	<b>1.0010</b>	<b>411</b>	<b>1.12</b>	<b>0.0344</b>
<b>Stanton II Debt Service 2012</b>														
45581BWW3	125424	CP: ICBC/NEW YORK	04/15/2021	09/30/2021	0.000	0.204	2,750,000.00	2,748,533.81	2,566.67	0.00	0.9991	91	0.25	0.0019
53943FWN1	125511	CP: LLOYDS BANK	06/08/2021	09/22/2021	0.000	0.081	1,000,000.00	999,534.99	235.56	0.00	0.9998	83	0.23	0.0016
X9X9USDADM1	123459	MORGAN STANLEY LIQ	03/12/2019	07/01/2021	0.030	0.030	961,340.99	961,340.99	0.00	11.26	1.0000	0	0.00	0.0000
					<b>0.006</b>	<b>0.142</b>	<b>4,711,340.99</b>	<b>4,709,409.79</b>	<b>2,802.23</b>	<b>11.26</b>	<b>0.9994</b>	<b>71</b>	<b>0.19</b>	<b>0.0014</b>
<b>STANTON II DEBT SERVICE 2017A</b>														
X9X9USDADM1	123460	MORGAN STANLEY LIQ	03/12/2019	07/01/2021	0.030	0.030	421,432.64	421,432.64	0.00	7.84	1.0000	0	0.00	0.0000
					<b>0.030</b>	<b>0.030</b>	<b>421,432.64</b>	<b>421,432.64</b>	<b>0.00</b>	<b>7.84</b>	<b>1.0000</b>	<b>0</b>	<b>0.00</b>	<b>0.0000</b>
<b>STANTON II DEBT SERVICE 2017B</b>														
45581BWW3	125425	CP: ICBC/NEW YORK	04/15/2021	09/30/2021	0.000	0.204	2,250,000.00	2,248,800.39	2,100.00	0.00	0.9991	91	0.25	0.0019
53943FWN1	125512	CP: LLOYDS BANK	06/08/2021	09/22/2021	0.000	0.081	1,000,000.00	999,534.99	235.56	0.00	0.9998	83	0.23	0.0016
X9X9USDADM1	123461	MORGAN STANLEY LIQ	03/12/2019	07/01/2021	0.030	0.030	656,731.23	656,731.23	0.00	11.65	1.0000	0	0.00	0.0000
					<b>0.005</b>	<b>0.143</b>	<b>3,906,731.23</b>	<b>3,905,066.61</b>	<b>2,335.56</b>	<b>11.65</b>	<b>0.9994</b>	<b>74</b>	<b>0.20</b>	<b>0.0015</b>
<b>STANTON II DEBT SERVICE POOLED LOAN 2020-1</b>														
N/A	125215	Goldman Sachs M-Mkt	09/28/2020	07/01/2021	0.010	0.010	0.70	0.70	0.00	0.00	1.0000	0	0.00	0.0000
					<b>0.010</b>	<b>0.010</b>	<b>0.70</b>	<b>0.70</b>	<b>0.00</b>	<b>0.00</b>	<b>1.0000</b>	<b>0</b>	<b>0.00</b>	<b>0.0000</b>

# Investment Report

July 1, 2021

<u>CUSIP</u>	<u>ContNo</u>	<u>Issuer</u>	<u>Purchase Date</u>	<u>Maturity Date</u>	<u>Coupon</u>	<u>Yield to Maturity</u>	<u>Current Par</u>	<u>Market Value</u>	<u>(Premium)/Discount</u>	<u>Accrued Interest</u>	<u>Original Cost</u>	<u>Days To Maturity</u>	<u>Duration</u>	<u>Convexity</u>
<b>Stanton II Debt Service Reserve 2012</b>														
85324TV29	125245	CP: STANDARD CHART	10/14/2020	08/02/2021	0.000	0.251	4,000,000.00	3,999,501.07	8,111.11	0.00	0.9980	32	0.09	0.0005
X9X9USDADM1	123458	MORGAN STANLEY LIQ	03/12/2019	07/01/2021	0.030	0.030	229,586.26	229,586.26	0.00	5.93	1.0000	0	0.00	0.0000
					<b>0.002</b>	<b>0.239</b>	<b>4,229,586.26</b>	<b>4,229,087.33</b>	<b>8,111.11</b>	<b>5.93</b>	<b>0.9981</b>	<b>30</b>	<b>0.08</b>	<b>0.0005</b>



# Investment Report

July 1, 2021

<u>CUSIP</u>	<u>ContNo</u>	<u>Issuer</u>	<u>Purchase Date</u>	<u>Maturity Date</u>	<u>Coupon</u>	<u>Yield to Maturity</u>	<u>Current Par</u>	<u>Market Value</u>	<u>(Premium)/Discount</u>	<u>Accrued Interest</u>	<u>Original Cost</u>	<u>Days To Maturity</u>	<u>Duration</u>	<u>Convexity</u>
<b>Stanton II General Reserve</b>														
00344NXX7	125516	MUNI: ABILENE TX	06/09/2021	02/15/2025	0.997	0.589	1,105,000.00	1,139,269.81	(16,398.20)	4,161.92	1.0148	1,325	3.57	0.1490
02007GKL6	123888	CD: ALLY BK	06/27/2019	06/27/2022	2.250	2.250	249,000.00	254,234.38	0.00	61.40	1.0000	361	0.98	0.0151
02587DS66	124131	CD: American Express	08/28/2019	05/24/2022	2.400	1.949	245,000.00	250,554.90	(2,920.40)	612.16	1.0119	327	0.89	0.0129
035771W67	123871	MUNI: CITY ANNAPOLIS	06/25/2019	08/01/2026	2.901	2.482	360,000.00	401,800.50	(9,756.00)	4,351.50	1.0271	1,857	4.74	0.2579
05571BV34	125174	CP: BCPE	08/18/2020	08/03/2021	0.000	0.281	1,500,000.00	1,499,805.32	4,083.34	0.00	0.9973	33	0.09	0.0005
05580AYV0	125391	CD: BMW NA	03/12/2021	09/12/2023	0.200	0.200	248,000.00	248,157.77	0.00	150.84	1.0000	803	2.19	0.0599
14042RMC2	123874	CD: CAPITAL 1 NA	06/26/2019	06/26/2023	2.250	2.250	249,000.00	259,261.54	0.00	76.75	1.0000	725	1.95	0.0498
14042TAX5	123873	CD: CAPITAL 1 NA	06/26/2019	06/26/2023	2.250	2.250	249,000.00	259,261.54	0.00	76.75	1.0000	725	1.95	0.0498
15118RRP4	124230	CD: CELTIC BANK	08/30/2019	08/30/2027	2.000	2.000	250,000.00	273,223.98	0.00	13.70	1.0000	2,251	5.82	0.3792
17312QM97	124132	CD: Citibank	08/28/2019	06/15/2022	3.100	1.949	245,000.00	252,244.01	(7,634.20)	332.93	1.0312	349	0.95	0.0143
23223PFG7	125294	MUNI: Cuyahoga Cnty	12/04/2020	12/01/2023	1.828	0.300	1,000,000.00	1,041,090.25	(45,470.00)	1,523.33	1.0455	883	2.37	0.0707
254673ZL3	124129	CD: Discover Bank	08/28/2019	06/26/2026	2.650	2.200	250,000.00	276,913.08	(7,092.50)	90.75	1.0284	1,821	4.72	0.2545
3130AABG2	120330	FHLB	04/27/2017	11/29/2021	1.875	1.867	500,000.00	510,153.33	(178.00)	833.33	1.0004	151	0.41	0.0038
3130AKCB0	125233	FHLB	10/13/2020	10/13/2021	0.125	0.125	1,000,000.00	1,000,249.27	0.00	270.83	1.0000	104	0.28	0.0022
31315PZS1	125349	FAMCA	01/20/2021	01/24/2023	2.130	2.156	300,000.00	315,343.25	150.00	2,786.75	0.9995	572	1.54	0.0332
3134GWQC3	125198	FHLMC	08/31/2020	11/18/2022	0.250	0.245	1,250,000.00	1,251,883.06	(125.00)	373.26	1.0001	505	1.38	0.0263
3134GXJF2	125320	FHLMC	12/30/2020	12/30/2022	0.200	0.200	1,000,000.00	1,000,500.63	0.00	5.56	1.0000	547	1.50	0.0302
3137EAC9	120336	FHLMC	04/27/2017	08/12/2021	1.125	1.845	500,000.00	506,051.88	14,800.00	2,171.88	0.9704	42	0.11	0.0007
38149MBW2	123875	CD: GOLDMAN SACHS	06/26/2019	06/26/2023	2.350	2.350	249,000.00	259,758.40	0.00	80.16	1.0000	725	1.95	0.0497
404280BA6	124985	CORP: HSBC	03/11/2020	05/25/2023	3.600	1.650	1,000,000.00	1,069,078.37	(60,620.00)	3,600.00	1.0606	693	1.85	0.0457
438670Q79	124456	MUNI: CTY HONOLULU	10/16/2019	11/01/2022	2.512	1.721	750,000.00	780,987.33	(17,325.00)	3,192.33	1.0231	488	1.32	0.0252
4423315T7	124242	MUNI: HOUSTON	09/10/2019	03/01/2024	1.950	1.845	500,000.00	524,482.34	(2,255.00)	3,232.34	1.0045	974	2.60	0.0838
45506DWT8	123872	MUNI: INDIANA STATE	06/25/2019	07/01/2027	2.816	2.532	950,000.00	1,029,391.50	(19,475.00)	13,376.00	1.0205	2,191	5.53	0.3438
459200HP9	123963	CORP: IBM	07/15/2019	08/01/2023	3.375	2.423	500,000.00	540,515.16	(18,235.00)	7,031.25	1.0365	761	2.01	0.0537
61760AV55	124127	CD: MORGAN	08/28/2019	08/22/2024	2.000	2.000	250,000.00	265,367.15	0.00	1,767.12	1.0000	1,148	3.04	0.1123
64966MEB1	124124	MUNI: NYC	08/28/2019	08/01/2027	2.520	2.128	300,000.00	316,629.00	(8,526.00)	3,150.00	1.0284	2,222	5.66	0.3577
64966MGL7	123854	MUNI: NYC Trans Fin	06/21/2019	12/01/2024	2.900	2.355	2,875,000.00	3,098,837.92	(79,522.50)	6,947.92	1.0277	1,249	3.28	0.1290
64990AKS3	124122	MUNI: NYSHGR	08/28/2019	03/15/2022	2.950	1.872	160,000.00	166,177.22	(4,227.20)	1,385.22	1.0264	257	0.70	0.0090
67869TAD7	123970	MUNI: OKL CNTY SD	07/15/2019	06/01/2024	2.650	2.260	1,000,000.00	1,048,178.33	(17,870.00)	2,208.33	1.0179	1,066	2.83	0.0978
68607VT54	123966	MUNI: OREGON LOTTERY	07/15/2019	04/01/2025	2.946	2.270	1,000,000.00	1,096,331.83	(35,860.00)	7,446.83	1.0359	1,370	3.56	0.1509
69349LAG3	125381	CORP: PNC	02/19/2021	11/01/2022	2.700	0.305	750,000.00	779,528.28	(30,330.00)	3,431.25	1.0404	488	1.32	0.0252
69371RP427	125208	CORP: Paccar Fin'l	09/11/2020	08/09/2021	3.150	0.160	1,000,000.00	1,015,652.10	(27,210.00)	12,425.00	1.0272	39	0.11	0.0007
70153RKR8	125407	CD: PARKWAY BK & TRT	03/30/2021	03/30/2023	0.150	0.150	248,000.00	247,979.22	0.00	94.78	1.0000	637	1.74	0.0395
73474TAR1	123965	MUNI: PORT OF MORROW	07/15/2019	09/01/2025	2.302	2.423	500,000.00	535,400.61	3,435.00	3,900.61	0.9931	1,523	3.98	0.1847
73723RH6	124121	MUNI: CITY OF PORTS	08/28/2019	02/01/2027	2.000	1.967	500,000.00	531,988.65	(1,140.00)	4,143.65	1.0023	2,041	5.29	0.3148
74153WCM9	125522	CORP: PRICOA GL FD	06/10/2021	09/01/2025	0.800	0.860	895,000.00	916,011.50	2,225.31	2,386.67	0.9975	1,523	4.10	0.1930
7954503Q6	123877	CD: SALLIE MAE	06/26/2019	06/27/2022	2.250	2.248	249,000.00	256,535.14	0.00	61.40	1.0000	361	0.98	0.0152

# Investment Report

July 1, 2021

<u>CUSIP</u>	<u>ContNo</u>	<u>Issuer</u>	<u>Purchase Date</u>	<u>Maturity Date</u>	<u>Coupon</u>	<u>Yield to Maturity</u>	<u>Current Par</u>	<u>Market Value</u>	<u>(Premium)/Discount</u>	<u>Accrued Interest</u>	<u>Original Cost</u>	<u>Days To Maturity</u>	<u>Duration</u>	<u>Convexity</u>
<b>Stanton II General Reserve (Continued)</b>														
864784GR8	125296	MUNI: SUFFOLKVA	12/04/2020	06/01/2024	0.750	0.391	1,000,000.00	1,016,643.59	(12,440.00)	625.00	1.0124	1,066	2.90	0.1005
88213AGC3	124126	MUNI: TEXAS A&M UNIV	08/28/2019	05/15/2027	2.508	2.058	100,000.00	107,764.82	(3,175.00)	320.32	1.0318	2,144	5.51	0.3402
88213AHL2	123968	MUNI: TEXAS A&M UNIV	07/15/2019	05/15/2024	2.884	2.215	500,000.00	542,540.11	(15,195.00)	1,882.61	1.0304	1,049	2.77	0.0948
912828W89	121938	US Treasury	04/19/2018	03/31/2022	1.875	2.624	1,050,000.00	1,080,679.98	29,326.17	4,948.77	0.9721	273	0.74	0.0098
91282CBD2	125344	US Treasury	01/21/2021	12/31/2022	0.125	0.131	1,500,000.00	1,499,783.31	176.39	5.21	0.9999	548	1.51	0.0305
949763RK4	124130	CD: WELLS FARGO	08/28/2019	06/14/2022	3.100	1.949	245,000.00	252,247.73	(7,663.60)	353.74	1.0313	348	0.94	0.0144
VP4560000	124594	Wells Fargo	11/04/2019	07/01/2021	0.010	0.010	99,364.38	99,364.38	0.00	0.03	1.0000	0	0.00	0.0000
					<b>1.816</b>	<b>1.361</b>	<b>28,670,364.38</b>	<b>29,817,852.47</b>	<b>(396,447.39)</b>	<b>105,890.18</b>	<b>1.0138</b>	<b>853</b>	<b>2.26</b>	<b>0.0886</b>
<b>Stanton II O&amp;M</b>														
05571BZ89	125400	CP: BCPE	03/25/2021	12/08/2021	0.000	0.452	500,000.00	499,485.93	1,592.50	0.00	0.9968	160	0.44	0.0041
05990CW18	125217	CP: BCI MIAMI	09/30/2020	09/01/2021	0.000	0.458	2,000,000.00	1,999,386.91	8,400.00	0.00	0.9958	62	0.17	0.0011
27873JWL5	125305	CP: EBURY FIN	12/08/2020	09/20/2021	0.000	0.254	1,000,000.00	999,551.77	1,986.11	0.00	0.9980	81	0.22	0.0016
32110YQQ1	125210	CD: First Natl Bk Am	09/17/2020	09/17/2021	0.100	0.100	250,000.00	250,009.58	0.00	9.59	1.0000	78	0.21	0.0015
377373AL9	125520	CORP: GLAXOSMITH	06/10/2021	10/01/2023	0.534	0.373	1,000,000.00	1,009,690.84	(3,690.00)	1,335.00	1.0037	822	2.24	0.0627
59740JZK8	125212	CD: MIDFIRST BANK	09/23/2020	09/23/2021	0.100	0.100	250,000.00	250,184.50	0.00	192.47	1.0000	84	0.23	0.0017
9128282F6	124029	US Treasury	07/25/2019	08/31/2021	1.125	1.314	1,500,000.00	1,518,003.29	5,859.37	5,640.29	0.9961	61	0.17	0.0012
N/A	125282	STANTON II SBA	11/05/2020	07/01/2021	0.100	0.100	3,292,003.15	3,292,003.15	0.00	9.14	1.0000	0	0.00	0.0000
VP4560000	125385	Wells Fargo	12/31/2020	07/01/2021	0.010	0.010	2,065,822.86	2,065,822.86	0.00	0.57	1.0000	0	0.00	0.0000
					<b>0.221</b>	<b>0.349</b>	<b>11,857,826.01</b>	<b>11,884,138.83</b>	<b>14,147.98</b>	<b>7,187.06</b>	<b>0.9988</b>	<b>104</b>	<b>0.29</b>	<b>0.0060</b>
<b>STANTON II PROJECT FUND 2020 POOLED LOAN</b>														
N/A	125118	Goldman Sachs M-Mkt	06/25/2020	07/01/2021	0.010	0.010	0.05	0.05	0.00	0.00	1.0000	0	0.00	0.0000
					<b>0.010</b>	<b>0.010</b>	<b>0.05</b>	<b>0.05</b>	<b>0.00</b>	<b>0.00</b>	<b>1.0000</b>	<b>0</b>	<b>0.00</b>	<b>0.0000</b>
<b>Stanton II R&amp;R</b>														
3130AF5B9	124461	FHLB	10/15/2019	10/12/2021	3.000	1.589	550,000.00	568,567.08	(15,154.60)	3,620.83	1.0276	103	0.28	0.0023
89236THU2	125332	CORP: TOYOTA	01/11/2021	01/11/2024	0.450	0.373	500,000.00	504,554.78	(1,150.00)	1,062.50	1.0023	924	2.51	0.0774
VP4560000	124595	Wells Fargo	11/04/2019	07/01/2021	0.010	0.010	869,915.96	869,915.96	0.00	0.24	1.0000	0	0.00	0.0000
					<b>0.981</b>	<b>0.557</b>	<b>1,919,915.96</b>	<b>1,943,037.82</b>	<b>(16,304.60)</b>	<b>4,683.57</b>	<b>1.0085</b>	<b>270</b>	<b>0.74</b>	<b>0.0208</b>
<b>STANTON II REVENUE FUND 2020 POOLED LOAN</b>														
N/A	125409	Goldman Sachs M-Mkt	03/29/2021	07/01/2021	0.010	0.010	0.01	0.01	0.00	0.00	1.0000	0	0.00	0.0000
					<b>0.010</b>	<b>0.010</b>	<b>0.01</b>	<b>0.01</b>	<b>0.00</b>	<b>0.00</b>	<b>1.0000</b>	<b>0</b>	<b>0.00</b>	<b>0.0000</b>
<b>STANTON II SUBORDINATED DEBT FUND 2020</b>														
X9X9USDADM1	125145	MORGAN STANLEY LIQ	07/27/2020	07/01/2021	0.030	0.030	143,060.56	143,060.56	0.00	2.51	1.0000	0	0.00	0.0000
					<b>0.030</b>	<b>0.030</b>	<b>143,060.56</b>	<b>143,060.56</b>	<b>0.00</b>	<b>2.51</b>	<b>1.0000</b>	<b>0</b>	<b>0.00</b>	<b>0.0000</b>
		<b>STN2 Pool Summary</b>			<b>0.998</b>	<b>0.819</b>	<b>56,985,499.36</b>	<b>58,182,882.16</b>	<b>(386,505.11)</b>	<b>118,862.67</b>	<b>1.0068</b>	<b>481</b>	<b>1.28</b>	<b>0.0475</b>

# Investment Report

July 1, 2021

<u>CUSIP</u>	<u>ContNo</u>	<u>Issuer</u>	<u>Purchase Date</u>	<u>Maturity Date</u>	<u>Coupon</u>	<u>Yield to Maturity</u>	<u>Current Par</u>	<u>Market Value</u>	<u>(Premium)/Discount</u>	<u>Accrued Interest</u>	<u>Original Cost</u>	<u>Days To Maturity</u>	<u>Duration</u>	<u>Convexity</u>
<b>Tri City Contingency</b>														
05571BZ89	125300	CP: BCPE	12/09/2020	12/08/2021	0.000	0.320	250,000.00	249,742.96	796.25	0.00	0.9968	160	0.44	0.0041
419792KE5	124474	MUNI: HAWAII ST GO	10/28/2019	10/01/2021	1.934	1.673	500,000.00	510,036.86	(2,445.00)	2,444.36	1.0049	92	0.25	0.0019
914745FV1	124577	Muni Univ of Alabama	11/06/2019	10/01/2021	4.000	1.711	205,000.00	214,088.91	(8,747.35)	2,072.78	1.0427	92	0.25	0.0020
VP4560000	124597	Wells Fargo	11/04/2019	07/01/2021	0.010	0.010	172,052.18	172,052.18	0.00	0.05	1.0000	0	0.00	0.0000
					<b>1.587</b>	<b>1.126</b>	<b>1,127,052.18</b>	<b>1,145,920.91</b>	<b>(10,396.10)</b>	<b>4,517.19</b>	<b>1.0092</b>	<b>93</b>	<b>0.26</b>	<b>0.0021</b>
<b>Tri City General Reserve</b>														
89235MKZ3	125466	CD: TOYOTA FIN BK	04/30/2021	05/01/2023	0.200	0.200	250,000.00	250,177.64	0.00	86.30	1.0000	669	1.83	0.0431
VP4560000	124598	Wells Fargo	11/04/2019	07/01/2021	0.010	0.010	420,481.17	420,481.17	0.00	0.12	1.0000	0	0.00	0.0000
					<b>0.081</b>	<b>0.081</b>	<b>670,481.17</b>	<b>670,658.81</b>	<b>0.00</b>	<b>86.42</b>	<b>1.0000</b>	<b>249</b>	<b>0.68</b>	<b>0.0161</b>
<b>Tri City O&amp;M</b>														
N/A	125283	TRI CITY SBA	11/05/2020	07/01/2021	0.100	0.100	697,857.73	697,857.73	0.00	1.94	1.0000	0	0.00	0.0000
VP4560000	124614	Wells Fargo	11/21/2019	07/01/2021	0.010	0.010	24,242.38	24,242.38	0.00	0.01	1.0000	0	0.00	0.0000
					<b>0.097</b>	<b>0.097</b>	<b>722,100.11</b>	<b>722,100.11</b>	<b>0.00</b>	<b>1.95</b>	<b>1.0000</b>	<b>0</b>	<b>0.00</b>	<b>0.0000</b>
<b>Tri City R&amp;R</b>														
05914GAC2	125395	MUNI: BALTIMORE CNTY	03/22/2021	08/01/2023	0.240	0.216	250,000.00	250,487.97	(142.50)	165.00	1.0006	761	2.08	0.0544
31422BNE6	124463	FAMCA	10/25/2019	10/21/2021	1.600	1.631	185,000.00	188,161.86	112.66	575.56	0.9994	112	0.31	0.0025
606822AL8	125330	CP: MUFG Bank	01/11/2021	02/22/2022	2.998	0.234	258,000.00	265,549.73	(7,928.34)	2,771.65	1.0307	236	0.64	0.0079
72345SKP5	125317	CD: PINNACLE BANK	12/18/2020	10/21/2021	1.150	0.151	245,000.00	245,839.27	(2,060.45)	77.19	1.0084	112	0.31	0.0026
VP4560000	124578	Wells Fargo	11/04/2019	07/01/2021	0.010	0.010	304,026.38	304,026.38	0.00	0.08	1.0000	0	0.00	0.0000
					<b>1.139</b>	<b>0.367</b>	<b>1,242,026.38</b>	<b>1,254,065.21</b>	<b>(10,018.63)</b>	<b>3,589.48</b>	<b>1.0081</b>	<b>241</b>	<b>0.66</b>	<b>0.0135</b>
<b>TRI Pool Summary</b>					<b>0.885</b>	<b>0.492</b>	<b>3,761,659.84</b>	<b>3,792,745.04</b>	<b>(20,414.73)</b>	<b>8,195.04</b>	<b>1.0054</b>	<b>152</b>	<b>0.42</b>	<b>0.0080</b>
<b>Open Investments</b>					<b>0.813</b>	<b>0.470</b>	<b>578,954,756.49</b>	<b>590,323,479.05</b>	<b>(5,751,467.96)</b>	<b>1,111,994.14</b>	<b>0.9999</b>	<b>414</b>	<b>1.10</b>	<b>0.0432</b>