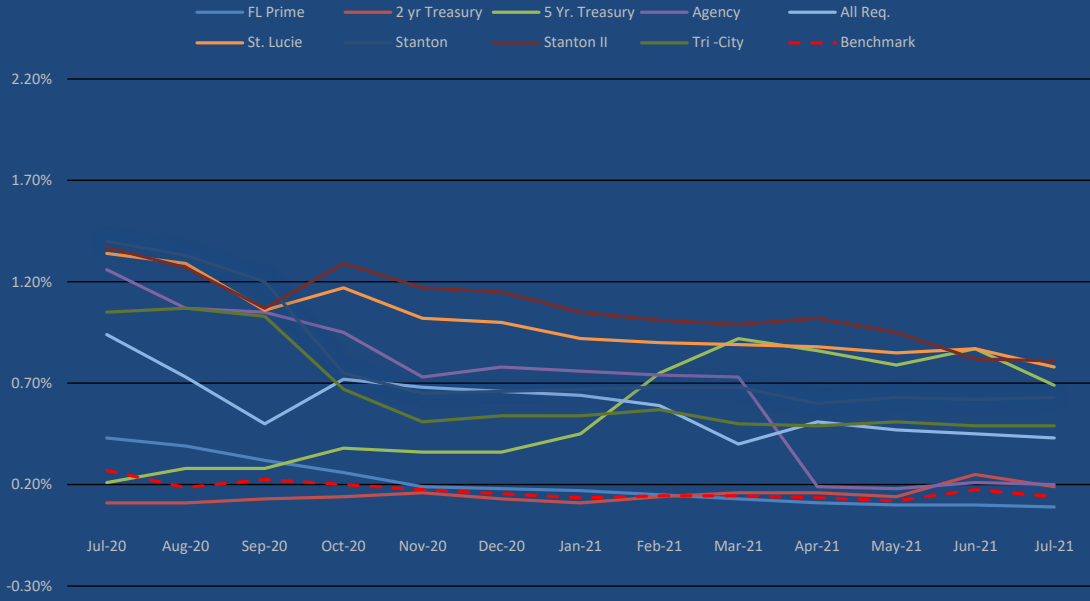
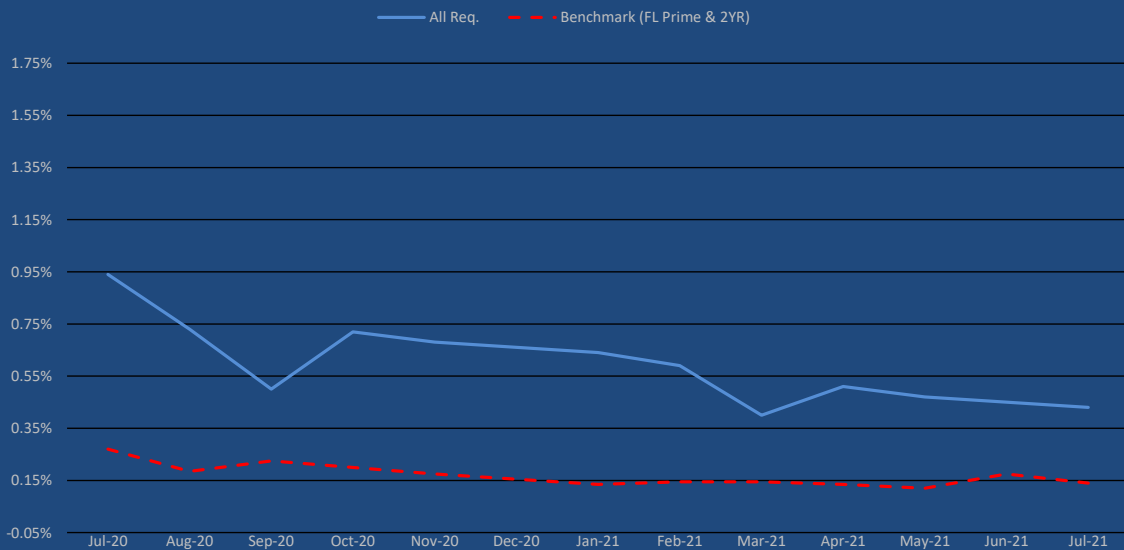


**FMPA BOD Projects Total Weighted Average Yield vs.
Florida Prime and 2 YR & 5YR Treasury
(Jul 2020 - Jul 2021)**



Month	FL Prime	2 yr Treasury	5 Yr. Treasury	Agency	All Req.	St. Lucie	Stanton	Stanton II	Tri -City
7/31/2020	0.43%	0.11%	0.21%	1.26%	0.94%	1.34%	1.40%	1.37%	1.05%
8/31/2020	0.39%	0.11%	0.28%	1.07%	0.73%	1.29%	1.33%	1.27%	1.07%
9/30/2020	0.32%	0.13%	0.28%	1.05%	0.50%	1.06%	1.20%	1.07%	1.03%
10/31/2020	0.26%	0.14%	0.38%	0.95%	0.72%	1.17%	0.75%	1.29%	0.67%
11/30/2020	0.19%	0.16%	0.36%	0.73%	0.68%	1.02%	0.65%	1.17%	0.51%
12/31/2020	0.18%	0.13%	0.36%	0.78%	0.66%	1.00%	0.66%	1.15%	0.54%
1/31/2021	0.17%	0.11%	0.45%	0.76%	0.64%	0.92%	0.67%	1.05%	0.54%
2/28/2021	0.15%	0.14%	0.75%	0.74%	0.59%	0.90%	0.68%	1.01%	0.57%
3/31/2021	0.13%	0.16%	0.92%	0.73%	0.40%	0.89%	0.68%	0.99%	0.50%
4/30/2021	0.11%	0.16%	0.86%	0.19%	0.51%	0.88%	0.60%	1.02%	0.49%
5/31/2021	0.10%	0.14%	0.79%	0.18%	0.47%	0.85%	0.63%	0.95%	0.51%
6/30/2021	0.10%	0.25%	0.87%	0.21%	0.45%	0.87%	0.62%	0.82%	0.49%
7/31/2021	0.09%	0.19%	0.69%	0.20%	0.43%	0.78%	0.63%	0.81%	0.49%

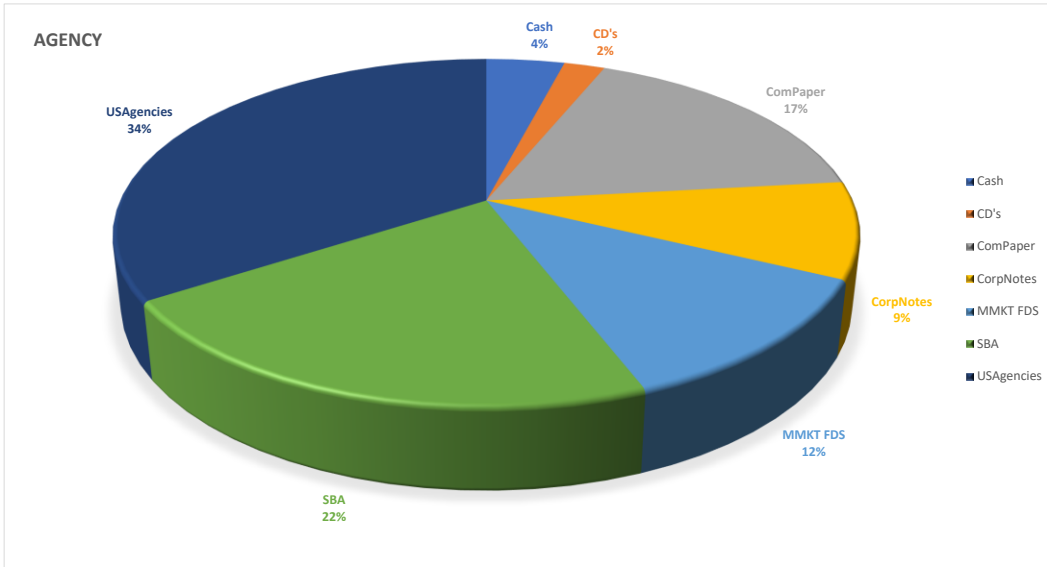
**FMPA All-Requirements Total Weighted Average Yield vs.
Florida Prime and 2 Year Treasury
(Jul 2020 - Jul 2021)**



FMPA_MonthlyDiversification ARP 7/31/21

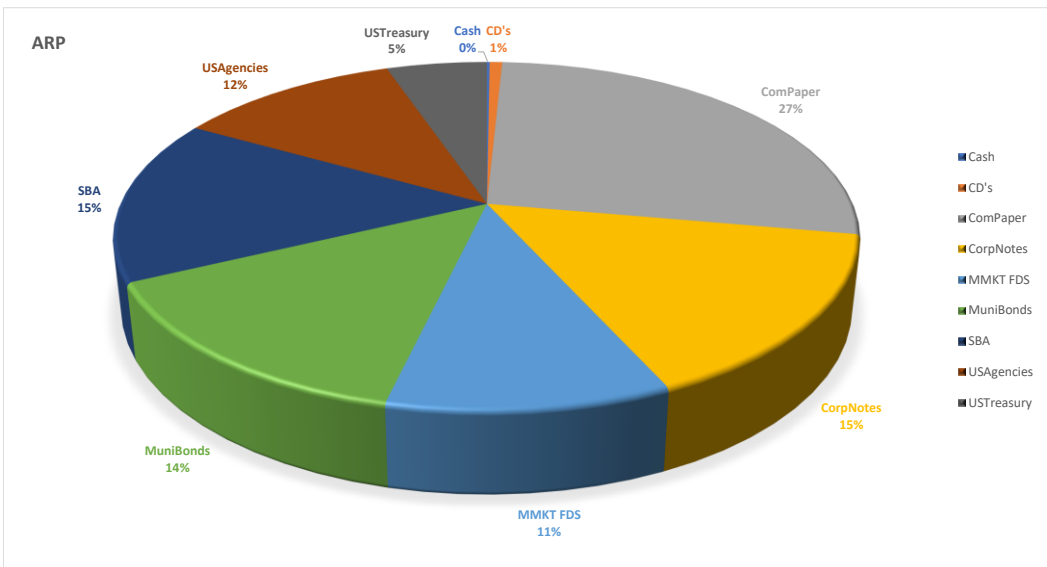
AGENCY

Sum of value	Column Labels							Grand Total
Row Labels	Cash	CD's	ComPaper	CorpNotes	MMKT FDS	SBA	USAgencies	
AGN	475,880.47							475,880.47
AGN-O&M		248,340.65	1,997,952.16	1,009,900.19	1,403,850.96	2,548,500.99	4,003,454.97	11,211,999.92
Grand Total	475,880.47	248,340.65	1,997,952.16	1,009,900.19	1,403,850.96	2,548,500.99	4,003,454.97	11,687,880.39
% of Total	4.07%	2.12%	17.09%	9.01%	12.01%	21.80%	34.25%	100.37%



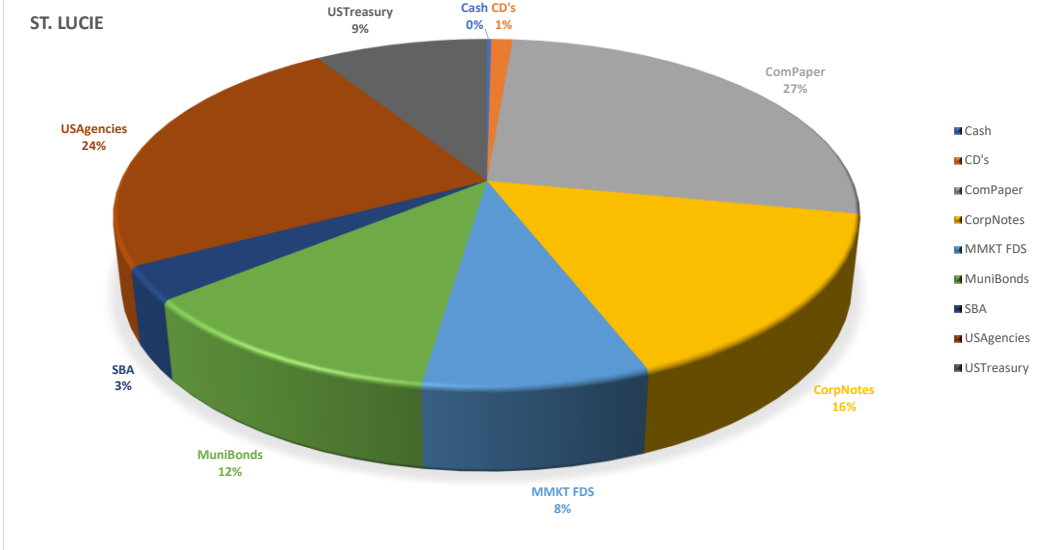
ARP

Sum of value	Column Labels										Grand Total
Row Labels	Cash	CD's	ComPaper	CorpNotes	MMKT FDS	MuniBonds	SBA	USAgencies	USTreasury		
ARP	450,000.00										450,000.00
ARP-GEN		510,807.33	1,999,990.60		1,454,918.14	779,229.40		1,000,590.98	1,045,461.96		6,790,998.41
ARP-O&M		1,292,843.41	8,999,508.55	3,582,614.90	17,772,132.13	7,540,871.74	15,974,764.31	15,266,523.73	4,252,885.45		74,682,144.22
ARP-R&R		250,250.21		6,183,018.70	378,873.46	8,736,749.06		6,856,968.74	2,171,330.18		24,577,190.35
ARP RPA			3,499,902.54		519,570.71						4,019,473.25
ARP-2019A			699,855.66		648,163.82						1,348,019.48
ARP-2019B			799,768.25		610,758.10						1,410,526.35
ARP-21A CON			19,831,081.93		152,390.59		9,829,414.61		9,077,762.44		38,890,649.57
ARP-21BSUB			499,905.72	36,077,249.81	725,758.33	27,743,482.45	22,778,574.20	13,656,199.70			101,481,170.21
ARP-CON13A			1,499,607.22	1,023,319.43	137,181.37						2,660,108.02
ARP-DS15B			5,998,901.04		983,616.91						6,982,517.95
ARP-DS16A			34,892,047.98		5,019,367.16						39,911,415.14
ARP-DS17A			399,917.52		760,732.93						1,160,650.45
ARP-DS17B			4,598,818.67		1,529,695.94						6,128,514.61
ARP-SOLAR			1,999,974.21	998,719.67	770,689.13						3,769,383.01
ARP-CONT				1,077,336.49	51,843.61	305,124.45					1,434,304.55
ARP-21A DS					285,903.74						285,903.74
ARP-21B DS					587,454.46						587,454.46
ARP-DS18A					706,369.15						706,369.15
ARP-SUBDBT					2.51						2.51
Grand Total	450,000.00	2,053,900.95	85,719,279.89	48,942,259.00	33,095,422.19	45,105,457.10	48,582,753.12	36,780,283.15	16,547,440.03	5.22%	317,276,795.43
% of Total	0.14%	0.65%	27.02%	15.43%	10.43%	14.22%	15.31%	11.59%	5.22%		100.00%



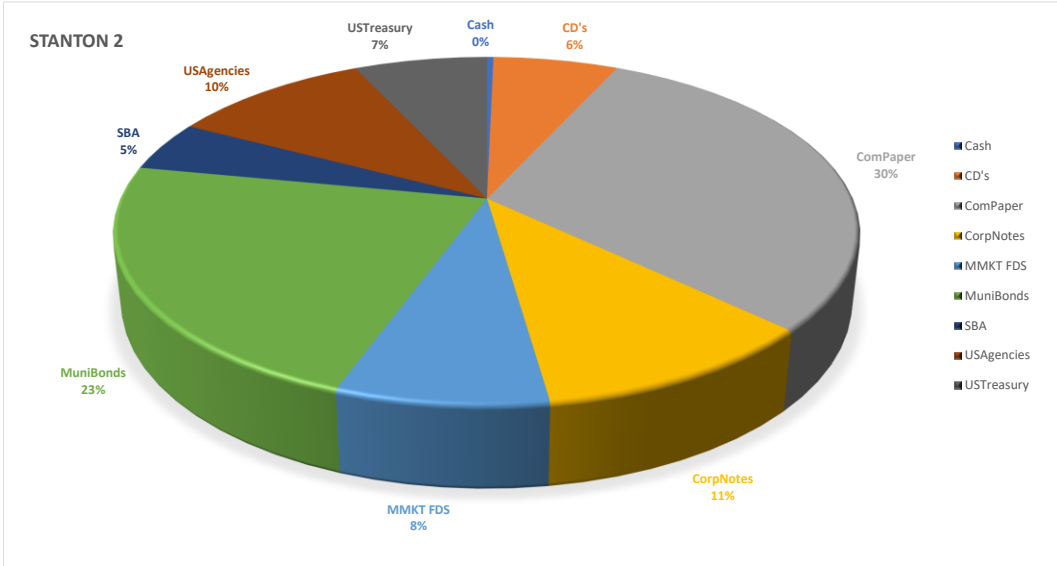
ST. LUCIE

Sum of value Row Labels	Column Labels										Grand Total
	Cash	CD's	ComPaper	CorpNotes	MMKT FDS	MuniBonds	SBA	USAgencies	USTreasury		
SL	200,000.00										200,000.00
STL-O&M		500,249.56		1,027,252.10	857,164.03		2,822,640.86		5,135,363.64		10,342,670.19
STL-R&R		500,727.78	2,698,578.21	1,115,005.64	674,830.57	1,571,356.69		1,789,111.85	500,001.65		8,849,612.39
STL NFS			3,999,762.83		858,535.20						4,858,298.03
STL-12-DSR			3,198,570.05		264,237.78						3,462,807.83
STL-DECOM			3,996,828.99		372.06	1,024,486.07		602,283.47	2,536,076.44		8,160,047.03
STL-DS10			999,711.24		837,506.74						1,837,217.98
STL-DS13A			799,810.44		373,161.84						1,172,972.28
STL-GEN			8,499,765.29	10,572,180.43	1,058,001.29	8,112,050.29		13,743,166.83			41,985,164.13
STL-CONT				518,960.34	806,880.61			1,002,308.33			2,328,149.28
STL-DSR11				1,303,262.26	400,309.95			4,364,778.57			6,068,350.78
STL-12-DS					981,385.41						981,385.41
STL-DS2011					395,130.90						395,130.90
Grand Total	200,000.00	1,000,977.34	24,193,027.05	14,536,660.77	7,507,516.38	10,707,893.05	2,822,640.86	21,501,649.05	8,171,441.73	90,641,806.23	
% of Total	0.22%	1.10%	26.69%	16.04%	8.28%	11.81%	3.11%	23.72%	9.02%	100.00%	



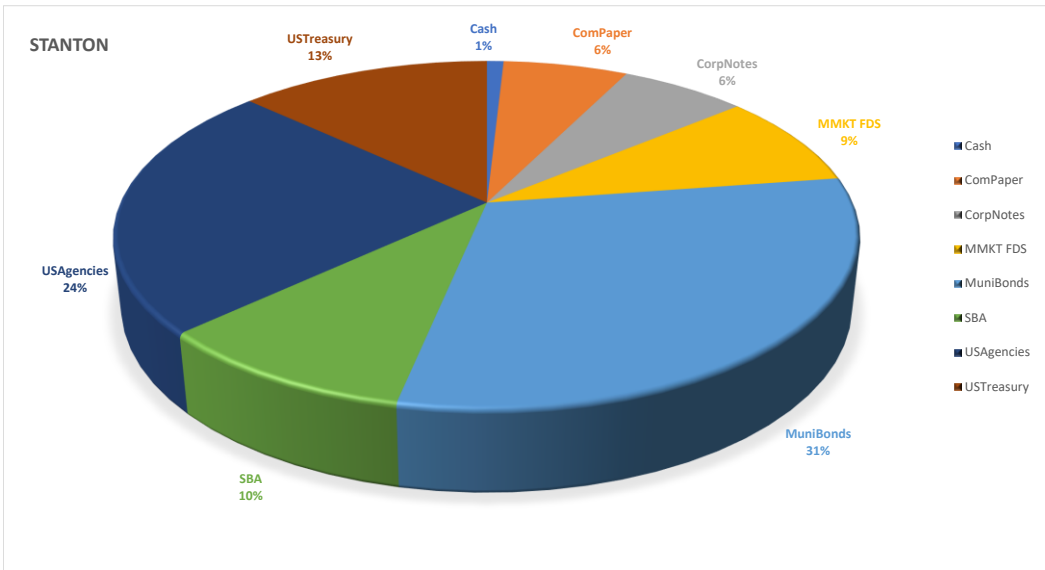
STANTON II

Sum of value Row Labels	Column Labels										Grand Total
	Cash	CD's	ComPaper	CorpNotes	MMKT FDS	MuniBonds	SBA	USAgencies	USTreasury		
STN2	200,000.00										200,000.00
STN2-GEN		3,356,072.59	1,499,992.95	4,321,773.78	116,975.91	13,386,270.37		4,583,373.39	2,582,357.01		29,846,816.00
STN2-O&M		500,250.90	3,499,133.99	1,009,900.19	1,145,905.32		2,792,411.56	1,004,861.81	1,519,424.82		11,471,888.59
STN2-12DS			4,648,919.61		693,930.04						5,342,849.65
STN2-12DSR			3,999,990.95		229,591.06						4,229,582.01
STN2-DS17B			3,849,080.44		536,304.11						4,385,384.55
STN2-R&R			499,969.06	503,544.39	595,582.04			569,942.08			2,169,037.57
STN2-CONT				503,544.39	626,369.15						1,129,913.54
STN2-DS17A					497,389.62						497,389.62
STN2-DS20					0.70						0.70
STN2-PR20					0.05						0.05
STN2-REV20					0.01						0.01
STN2-SUBDT					190,742.44						190,742.44
Grand Total	200,000.00	3,856,323.49	17,997,087.00	6,338,762.75	4,632,790.45	13,386,270.37	2,792,411.56	6,158,177.28	4,101,781.83	59,463,604.73	
% of Total	0.34%	6.49%	30.27%	10.66%	7.79%	22.51%	4.70%	10.36%	6.90%	100.00%	



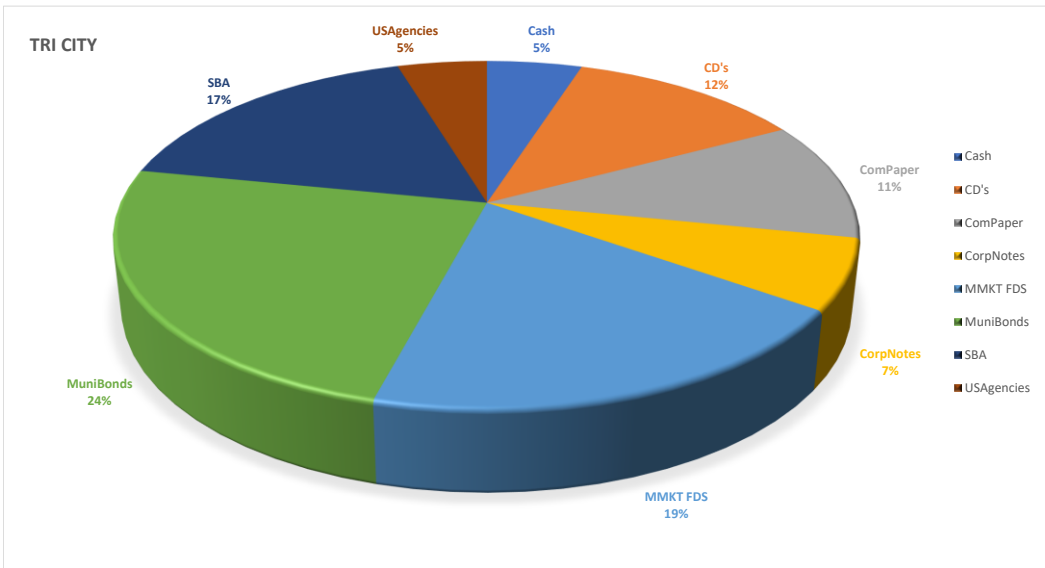
STANTON

Sum of value	Column Labels								
Row Labels	Cash	ComPaper	CorpNotes	MMKT FDS	MuniBonds	SBA	USAgencies	USTreasury	Grand Total
STN	200,000.00								200,000.00
STN-O&M		999,775.55		1,170,605.97		2,274,397.14	1,000,790.00	1,526,620.75	6,972,189.41
STN-R&R		499,600.02		468,891.87	1,184,392.15				3,652,888.98
STN-GEN			1,521,066.59	332,076.34	4,872,489.47		4,530,452.07		11,256,084.47
STN-CONT				48,740.99	1,038,972.53				1,087,713.52
Grand Total	200,000.00	1,499,375.57	1,521,066.59	2,020,315.17	7,095,854.15	2,274,397.14	5,531,242.07	3,026,625.69	23,168,876.38
% of Total	0.86%	6.47%	6.57%	8.72%	30.63%	9.82%	23.87%	13.06%	100.00%



TRI CITY

Sum of value	Column Labels								
Row Labels	Cash	CD's	ComPaper	CorpNotes	MMKT FDS	MuniBonds	SBA	USAgencies	Grand Total
TC	200,000.00								200,000.00
TRI-GEN		250,229.58	199,987.63		220,493.28				670,710.49
TRI-R&R		245,646.51		265,578.48	309,160.77	250,320.77		188,408.52	1,259,115.05
TRI-CONT			249,800.01		172,053.59	725,664.58			1,147,518.18
TRI-O&M					82,912.12		697,930.46		780,842.58
Grand Total	200,000.00	495,876.09	449,787.64	265,578.48	784,619.76	975,985.35	697,930.46	188,408.52	4,058,186.30
% of Total	4.93%	12.22%	11.08%	6.54%	19.33%	24.05%	17.20%	4.64%	100.00%



Investment Report

August 1, 2021

CUSIP	ContNo	Issuer	Purchase Date	Maturity Date	Coupon	Yield to Maturity	Current Par	Market Value	(Premium)/Discount	Accrued Interest	Original Cost	Days To Maturity	Duration	Convexity
Agency O&M														
00850VDC3	125433	CP: AGRI BK CHINA NY	04/22/2021	04/12/2022	0.000	0.295	1,000,000.00	998,081.27	2,859.72	0.00	0.9971	254	0.70	0.0083
3130AJZ44	125205	FHLB	09/10/2020	08/20/2021	0.125	0.131	1,000,000.00	999,999.03	57.00	559.03	0.9999	19	0.05	0.0003
3130AKCB0	125284	FHLB	11/12/2020	10/13/2021	0.125	0.125	1,500,000.00	1,500,670.08	0.00	562.50	1.0000	73	0.20	0.0014
3133EMCG5	125270	FFCB	10/29/2020	10/08/2021	0.100	0.127	1,000,000.00	1,000,354.95	250.00	313.89	0.9998	68	0.19	0.0013
3135G05T6	125535	FNMA	07/08/2021	08/18/2023	0.350	0.291	500,000.00	502,430.91	(625.00)	792.36	1.0013	747	2.04	0.0527
377373AL9	125518	CORP: GLAXOSMITH	06/10/2021	10/01/2023	0.534	0.373	1,000,000.00	1,009,900.19	(3,690.00)	1,780.00	1.0037	791	2.16	0.0586
40588LW39	125297	CP: HALKIN FINANCE	12/08/2020	09/03/2021	0.000	0.274	1,000,000.00	999,870.89	2,017.50	0.00	0.9980	33	0.09	0.0005
87270LBS1	124438	CD: TIAA FSB	10/16/2019	08/04/2021	2.750	1.847	245,000.00	248,340.65	(3,885.70)	3,285.68	1.0159	3	0.01	0.0000
N/A	125278	AGENCY SBA	11/05/2020	08/02/2021	0.090	0.090	2,548,500.99	2,548,500.99	0.00	219.42	1.0000	1	0.00	0.0000
VP4560000	124711	Wells Fargo	11/26/2019	08/02/2021	0.010	0.010	1,403,850.96	1,403,850.96	0.00	9.69	1.0000	1	0.00	0.0000
					0.182	0.199	11,197,351.95	11,211,999.92	(3,016.48)	7,522.57	1.0003	148	0.40	0.0087
AGN Pool Summary					0.182	0.199	11,197,351.95	11,211,999.92	(3,016.48)	7,522.57	1.0003	148	0.40	0.0087
ALL REQUIREMENTS 2013A CONSTRUCTION														
30229AWW5	125392	CP: Exxon Mobil Corp	03/12/2021	09/30/2021	0.000	0.142	1,000,000.00	999,710.32	785.56	0.00	0.9992	60	0.16	0.0011
30231GAJ1	125422	CORP: EXXON MOBIL	04/13/2021	03/06/2022	2.397	0.533	1,000,000.00	1,023,319.43	(16,660.00)	9,654.58	1.0167	217	0.59	0.0070
55607KWH5	125528	CP: MACQUARIE BANK	06/16/2021	09/17/2021	0.000	0.086	500,000.00	499,896.90	109.79	0.00	0.9998	47	0.13	0.0008
N/A	116079	Goldman Sachs M-Mkt	09/17/2013	08/02/2021	0.010	0.010	137,181.37	137,181.37	0.00	1.22	1.0000	1	0.00	0.0000
					0.909	0.273	2,637,181.37	2,660,108.02	(15,764.65)	9,655.80	1.0060	114	0.31	0.0032
ALL REQUIREMENTS 2021A CONSTRUCTION														
00850VDN9	125444	CP: AGRI BK CHINA NY	04/27/2021	04/22/2022	0.000	0.305	5,000,000.00	4,989,854.56	15,000.00	0.00	0.9970	264	0.72	0.0088
02088WXN5	125452	CP: ALPINE SEC LLC	04/27/2021	10/22/2021	0.000	0.203	4,919,000.00	4,916,751.78	4,864.34	0.00	0.9990	82	0.22	0.0016
2198X3DS3	125459	CP: CORP ANDINA	04/27/2021	04/26/2022	0.000	0.285	4,937,000.00	4,926,760.83	13,977.19	0.00	0.9972	268	0.73	0.0090
2284K0XN0	125445	CP: CROWN POINT CAPL	04/27/2021	10/22/2021	0.000	0.223	5,000,000.00	4,997,714.76	5,438.89	0.00	0.9989	82	0.22	0.0016
912828YK0	125457	US Treasury	04/27/2021	10/15/2022	1.375	0.112	4,000,000.00	4,076,340.97	(74,062.50)	16,229.51	1.0185	440	1.20	0.0213
91282CAR2	125455	US Treasury	04/27/2021	10/31/2022	0.125	0.125	5,000,000.00	5,001,421.47	(0.28)	1,614.58	1.0000	456	1.25	0.0221
N/A	125432	Goldman Sachs M-Mkt	04/15/2021	08/02/2021	0.010	0.010	152,390.59	152,390.59	0.00	1.35	1.0000	1	0.00	0.0000
N/A	125475	ARP 21A CONSTR SBA	04/30/2021	08/02/2021	0.090	0.090	9,829,414.61	9,829,414.61	0.00	911.28	1.0000	1	0.00	0.0000
					0.181	0.180	38,837,805.20	38,890,649.57	(34,782.36)	18,756.72	1.0009	193	0.53	0.0077

Investment Report

August 1, 2021

<u>CUSIP</u>	<u>ContNo</u>	<u>Issuer</u>	<u>Purchase Date</u>	<u>Maturity Date</u>	<u>Coupon</u>	<u>Yield to Maturity</u>	<u>Current Par</u>	<u>Market Value</u>	<u>(Premium)/Discount</u>	<u>Accrued Interest</u>	<u>Original Cost</u>	<u>Days To Maturity</u>	<u>Duration</u>	<u>Convexity</u>
ALL REQUIREMENTS 2021B SUBORDINATE BOND PROCEED														
02665WDL2	125449	RBC CAPL MKTS-BROKER	04/27/2021	07/08/2025	1.200	1.022	6,500,000.00	6,740,370.70	(47,385.00)	4,983.33	1.0073	1,437	3.85	0.1720
06406RAS6	125442	CABRERA	04/27/2021	04/26/2024	0.500	0.487	5,000,000.00	5,050,090.44	(1,884.99)	6,597.22	1.0004	999	2.72	0.0892
10373QBJ8	125448	RAYMOND JAMES	04/27/2021	04/06/2025	3.194	1.060	5,000,000.00	5,590,014.82	(410,799.99)	51,015.28	1.0822	1,344	3.48	0.1455
127145LF5	125506	MUNI: CACHE CNTY UT	05/27/2021	06/15/2025	3.000	0.660	1,975,000.00	2,191,213.87	(184,386.00)	10,533.33	1.0934	1,414	3.68	0.1604
160357XD6	125503	MUNI: CTY CHARLESTON	05/26/2021	03/01/2025	1.250	0.520	1,255,000.00	1,303,124.89	(34,098.35)	2,832.47	1.0272	1,308	3.51	0.1449
23223PFP7	125501	MUNI: Cuyahoga Cnty	05/21/2021	12/01/2023	4.000	0.093	2,500,000.00	2,738,674.38	(238,750.00)	16,666.67	1.0955	852	2.24	0.0650
235308D75	125460	MUNI: DALLAS TX SCH	04/27/2021	08/15/2025	4.000	0.700	6,110,000.00	7,092,848.23	(852,528.30)	67,210.00	1.1395	1,475	3.75	0.1679
3130AMKF8	125504	FHLB	05/27/2021	08/27/2025	0.820	0.820	5,000,000.00	5,098,718.66	0.00	7,288.89	1.0000	1,487	4.01	0.1844
3133EMWH1	125451	FFCB	04/27/2021	04/21/2025	0.710	0.710	3,000,000.00	3,048,303.48	0.00	6,035.00	1.0000	1,359	3.67	0.1564
3135G05X7	125450	FNMA	04/27/2021	08/25/2025	0.375	0.692	3,000,000.00	3,005,894.49	40,470.00	4,875.00	0.9865	1,485	4.03	0.1855
3137EAX3	125497	FHLMC	05/17/2021	09/23/2025	0.375	0.691	2,500,000.00	2,503,283.07	33,750.00	3,333.33	0.9865	1,514	4.11	0.1923
341271AD6	125458	MUNI: FLORIDA SBA	04/27/2021	07/01/2025	1.258	0.978	5,000,000.00	5,199,717.49	(57,150.00)	5,241.67	1.0114	1,430	3.83	0.1702
35569PFG3	125498	MUNI: FREDERICK CNTY	05/17/2021	08/01/2025	3.000	0.637	1,630,000.00	1,807,288.92	(159,560.70)	24,450.00	1.0979	1,461	3.76	0.1679
37331NAJ0	125441	CORP:GEORGIA-PAC IFIC	04/27/2021	09/30/2025	1.750	1.130	5,500,000.00	5,863,548.97	(146,841.42)	32,350.69	1.0267	1,521	4.02	0.1876
485106UW6	125461	Kansas City, MO	04/28/2021	04/01/2025	1.295	0.949	2,000,000.00	2,083,924.23	(26,600.00)	7,194.44	1.0133	1,339	3.58	0.1505
53944QWE6	125486	CP: LMA Americas	05/12/2021	09/14/2021	0.000	0.132	500,000.00	499,905.72	225.69	0.00	0.9995	44	0.12	0.0007
68609TT81	125499	MUNI: Oregon State	05/18/2021	08/01/2025	0.803	0.666	1,300,000.00	1,327,829.31	(7,371.00)	2,290.78	1.0057	1,461	3.94	0.1786
74256LEE5	125440	CORP: PRINCIPAL LIFE	04/27/2021	06/23/2025	1.250	1.070	5,000,000.00	5,196,162.55	(36,450.00)	6,597.22	1.0073	1,422	3.81	0.1685
74368CAX2	125443	CORP: PROTECTIVELIFE	04/27/2021	07/15/2025	1.170	1.168	2,375,000.00	2,459,698.68	(155.61)	1,235.00	1.0001	1,444	3.87	0.1736
78015K7H1	125439	RBC CAPL MKTS-BROKER	04/27/2021	06/10/2025	1.150	1.005	5,000,000.00	5,177,363.65	(29,149.99)	8,145.83	1.0058	1,409	3.78	0.1659
91417K2W0	125496	MUNI: UNIV COLORADO	05/17/2021	06/01/2025	2.347	0.650	3,690,000.00	3,998,861.13	(249,185.70)	14,434.05	1.0675	1,400	3.68	0.1599
N/A	125431	Goldman Sachs M-Mkt	04/15/2021	08/02/2021	0.010	0.010	725,758.33	725,758.33	0.00	6.45	1.0000	1	0.00	0.0000
N/A	125476	ARP 21B SUB SBA	04/30/2021	08/02/2021	0.090	0.090	22,778,574.20	22,778,574.20	0.00	1,294.50	1.0000	1	0.00	0.0000
					1.299	0.652	97,339,332.53	101,481,170.21	(2,407,851.36)	284,611.15	1.0247	1,044	2.78	0.1209
ALL REQUIREMENTS CONTINGENCY														
74153WCL1	125397	CORP: PRICOA GL FD	03/25/2021	09/23/2024	2.400	0.610	1,000,000.00	1,077,336.49	(61,800.00)	8,533.33	1.0618	1,149	3.03	0.1118
79642B3M3	120585	MUNI: SANWTR	06/20/2017	05/15/2023	5.000	1.390	270,000.00	305,124.45	(55,047.60)	2,850.00	1.2039	652	1.72	0.0411
VP4560000	124582	Wells Fargo	11/04/2019	08/02/2021	0.010	0.010	51,843.61	51,843.61	0.00	0.46	1.0000	1	0.00	0.0000
					2.837	0.746	1,321,843.61	1,434,304.55	(116,847.60)	11,383.79	1.0884	1,002	2.64	0.0930

Investment Report

August 1, 2021

<u>CUSIP</u>	<u>ContNo</u>	<u>Issuer</u>	<u>Purchase Date</u>	<u>Maturity Date</u>	<u>Coupon</u>	<u>Yield to Maturity</u>	<u>Current Par</u>	<u>Market Value</u>	<u>(Premium)/Discount</u>	<u>Accrued Interest</u>	<u>Original Cost</u>	<u>Days To Maturity</u>	<u>Duration</u>	<u>Convexity</u>
ALL REQUIREMENTS DEBT SERVICE 2015B														
53262QWA8	125542	CP: LIME FUNDING	07/08/2021	09/10/2021	0.000	0.103	1,000,000.00	999,945.15	177.78	0.00	0.9998	40	0.11	0.0007
53943FWN1	125508	CP: LLOYDS BANK	06/08/2021	09/22/2021	0.000	0.081	1,000,000.00	999,763.05	235.56	0.00	0.9998	52	0.14	0.0009
53944QWE6	125487	CP: LMA Americas	05/12/2021	09/14/2021	0.000	0.132	1,000,000.00	999,811.44	451.39	0.00	0.9995	44	0.12	0.0007
62455AWH6	125418	CP: Mountcliff Fund	04/12/2021	09/17/2021	0.000	0.193	3,000,000.00	2,999,381.40	2,501.67	0.00	0.9992	47	0.13	0.0008
N/A	118434	Goldman Sachs M-Mkt	01/28/2016	08/02/2021	0.010	0.010	983,616.91	983,616.91	0.00	4.28	1.0000	1	0.00	0.0000
					0.001	0.130	6,983,616.91	6,982,517.95	3,366.40	4.28	0.9995	40	0.11	0.0007
ALL REQUIREMENTS DEBT SERVICE 2016A														
0347M2WW2	125469	CP: Anglesea Funding	04/30/2021	09/30/2021	0.000	0.122	5,000,000.00	4,998,551.58	2,550.00	0.00	0.9995	60	0.16	0.0011
15060XWL2	125416	CP: CEDRSP	04/09/2021	09/20/2021	0.000	0.213	5,000,000.00	4,998,877.76	4,783.33	0.00	0.9990	50	0.14	0.0009
16536HWW7	125435	CP: CHESHAM FINANCE	04/22/2021	09/30/2021	0.000	0.162	5,000,000.00	4,998,551.58	3,577.80	0.00	0.9993	60	0.16	0.0011
27873JWW1	125417	CP: EBURY FIN	04/09/2021	09/30/2021	0.000	0.173	5,000,000.00	4,998,551.58	4,108.35	0.00	0.9992	60	0.16	0.0011
39021UWH5	125415	CP: GREAT BRIDGE	04/09/2021	09/17/2021	0.000	0.193	5,000,000.00	4,998,969.00	4,248.61	0.00	0.9992	47	0.13	0.0008
53262QWA8	125541	CP: LIME FUNDING	07/08/2021	09/10/2021	0.000	0.103	4,900,000.00	4,899,731.25	871.12	0.00	0.9998	40	0.11	0.0007
53943FWN1	125509	CP: LLOYDS BANK	06/08/2021	09/22/2021	0.000	0.081	5,000,000.00	4,998,815.23	1,177.78	0.00	0.9998	52	0.14	0.0009
N/A	118861	Goldman Sachs M-Mkt	05/12/2016	08/02/2021	0.010	0.010	5,019,367.16	5,019,367.16	0.00	19.90	1.0000	1	0.00	0.0000
					0.001	0.132	39,919,367.16	39,911,415.14	21,316.99	19.90	0.9995	46	0.13	0.0008
ALL REQUIREMENTS DEBT SERVICE 2017A														
55607KWH5	125527	CP: MACQUARIE BANK	06/16/2021	09/17/2021	0.000	0.086	400,000.00	399,917.52	87.83	0.00	0.9998	47	0.13	0.0008
N/A	120615	Goldman Sachs M-Mkt	06/30/2017	08/02/2021	0.010	0.010	760,732.93	760,732.93	0.00	4.67	1.0000	1	0.00	0.0000
					0.007	0.036	1,160,732.93	1,160,650.45	87.83	4.67	0.9999	17	0.05	0.0003
ALL REQUIREMENTS DEBT SERVICE 2017B														
2284K0WW1	125419	CP: CROWN POINT CAPL	04/12/2021	09/30/2021	0.000	0.173	3,000,000.00	2,999,130.95	2,422.50	0.00	0.9992	60	0.16	0.0011
53944QWE6	125488	CP: LMA Americas	05/12/2021	09/14/2021	0.000	0.132	1,000,000.00	999,811.44	451.39	0.00	0.9995	44	0.12	0.0007
55607KWH5	125526	CP: MACQUARIE BANK	06/16/2021	09/17/2021	0.000	0.086	600,000.00	599,876.28	131.75	0.00	0.9998	47	0.13	0.0008
N/A	120616	Goldman Sachs M-Mkt	06/30/2017	08/02/2021	0.010	0.010	1,529,695.94	1,529,695.94	0.00	8.67	1.0000	1	0.00	0.0000
					0.002	0.117	6,129,695.94	6,128,514.61	3,005.64	8.67	0.9995	41	0.11	0.0007
ALL REQUIREMENTS DEBT SERVICE 2018A														
N/A	122318	Goldman Sachs M-Mkt	07/26/2018	08/02/2021	0.010	0.010	706,369.15	706,369.15	0.00	4.71	1.0000	1	0.00	0.0000
					0.010	0.010	706,369.15	706,369.15	0.00	4.71	1.0000	1	0.00	0.0000
ALL REQUIREMENTS DEBT SERVICE 2019A														
55607KWH5	125529	CP: MACQUARIE BANK	06/16/2021	09/17/2021	0.000	0.086	700,000.00	699,855.66	153.71	0.00	0.9998	47	0.13	0.0008
N/A	124837	Goldman Sachs M-Mkt	11/25/2019	08/02/2021	0.010	0.010	648,163.82	648,163.82	0.00	3.84	1.0000	1	0.00	0.0000
					0.005	0.050	1,348,163.82	1,348,019.48	153.71	3.84	0.9999	25	0.07	0.0004

Investment Report

August 1, 2021

<u>CUSIP</u>	<u>ContNo</u>	<u>Issuer</u>	<u>Purchase Date</u>	<u>Maturity Date</u>	<u>Coupon</u>	<u>Yield to Maturity</u>	<u>Current Par</u>	<u>Market Value</u>	<u>(Premium)/Discount</u>	<u>Accrued Interest</u>	<u>Original Cost</u>	<u>Days To Maturity</u>	<u>Duration</u>	<u>Convexity</u>
ALL REQUIREMENTS DEBT SERVICE 2019B														
16536HWW7	125434	CP: CHESHAM FINANCE	04/22/2021	09/30/2021	0.000	0.162	800,000.00	799,768.25	572.45	0.00	0.9993	60	0.16	0.0011
N/A	124838	Goldman Sachs M-Mkt	11/25/2019	08/02/2021	0.010	0.010	610,758.10	610,758.10	0.00	4.38	1.0000	1	0.00	0.0000
					0.004	0.096	1,410,758.10	1,410,526.35	572.45	4.38	0.9996	34	0.09	0.0006
ALL REQUIREMENTS DEBT SERVICE 2021A														
N/A	125470	Goldman Sachs M-Mkt	04/30/2021	08/02/2021	0.010	0.010	285,903.74	285,903.74	0.00	1.86	1.0000	1	0.00	0.0000
					0.010	0.010	285,903.74	285,903.74	0.00	1.86	1.0000	1	0.00	0.0000
ALL REQUIREMENTS DEBT SERVICE 2021B														
N/A	125477	Goldman Sachs M-Mkt	05/04/2021	08/02/2021	0.010	0.010	587,454.46	587,454.46	0.00	4.33	1.0000	1	0.00	0.0000
					0.010	0.010	587,454.46	587,454.46	0.00	4.33	1.0000	1	0.00	0.0000
ALL REQUIREMENTS GENERAL RESERVE														
05571BV34	125256	CP: BCPE	10/20/2020	08/03/2021	0.000	0.342	2,000,000.00	1,999,990.60	5,444.44	0.00	0.9973	2	0.01	0.0000
31422XCS9	125394	FAMCA	03/16/2021	06/16/2023	0.200	0.200	1,000,000.00	1,000,590.98	0.00	250.00	1.0000	684	1.87	0.0449
372348BZ4	122077	CD: GENOA	02/28/2018	02/28/2023	2.550	2.550	245,000.00	254,221.46	0.00	68.47	1.0000	576	1.55	0.0334
61334ECZ97	125271	MUNI: Montgomery	10/29/2020	04/01/2022	4.000	0.201	750,000.00	779,229.40	(40,447.50)	10,000.00	1.0539	243	0.66	0.0083
87270LBF9	121723	CD: TIAA FSB	02/23/2018	02/23/2023	2.500	2.500	245,000.00	256,585.87	0.00	2,668.15	1.0000	571	1.53	0.0330
912828YM6	125423	US Treasury	04/15/2021	10/31/2024	1.500	0.501	1,000,000.00	1,045,461.96	(35,033.45)	3,791.67	1.0350	1,187	3.17	0.1205
VP4560000	124710	Wells Fargo	11/25/2019	08/02/2021	0.010	0.010	1,454,918.14	1,454,918.14	0.00	9.32	1.0000	1	0.00	0.0000
					0.889	0.416	6,694,918.14	6,790,998.41	(70,036.51)	16,787.61	1.0105	349	0.94	0.0281
ALL REQUIREMENTS GENERAL RESERVE RPA														
05970RVA0	125483	CP: BANCO SANTANDER	05/12/2021	08/10/2021	0.000	0.152	1,500,000.00	1,499,961.06	562.50	0.00	0.9996	9	0.02	0.0001
15060XVG4	125500	CP: CEDRSP	05/21/2021	08/16/2021	0.000	0.152	1,000,000.00	999,952.81	362.50	0.00	0.9996	15	0.04	0.0002
53944QV98	125538	CP: LMA AMERICAS	07/08/2021	08/09/2021	0.000	0.070	1,000,000.00	999,988.67	60.28	0.00	0.9999	8	0.02	0.0001
VP4560000	124584	Wells Fargo	11/04/2019	08/02/2021	0.010	0.010	519,570.71	519,570.71	0.00	8.13	1.0000	1	0.00	0.0000
					0.001	0.113	4,019,570.71	4,019,473.25	985.28	8.13	0.9998	9	0.03	0.0001

Investment Report

August 1, 2021

<u>CUSIP</u>	<u>ContNo</u>	<u>Issuer</u>	<u>Purchase Date</u>	<u>Maturity Date</u>	<u>Coupon</u>	<u>Yield to Maturity</u>	<u>Current Par</u>	<u>Market Value</u>	<u>(Premium)/Discount</u>	<u>Accrued Interest</u>	<u>Original Cost</u>	<u>Days To Maturity</u>	<u>Duration</u>	<u>Convexity</u>
ALL REQUIREMENTS O&M														
02587DY85	125142	CD: American Express	10/01/2019	09/06/2022	2.400	2.000	247,000.00	249,768.01	(2,798.51)	2,403.68	1.0113	401	1.08	0.0181
0347M2VB9	125558	CP: Anglesea Funding	07/30/2021	08/11/2021	0.000	0.072	4,000,000.00	3,999,885.15	93.33	0.00	1.0000	10	0.03	0.0001
06251A2D1	125186	CD: BANK HAPOALIM	08/26/2020	08/26/2022	0.250	0.250	249,000.00	249,534.01	0.00	266.05	1.0000	390	1.07	0.0171
254673MP8	125112	CD: Discover Bank	06/26/2020	02/22/2028	3.000	3.000	245,000.00	288,177.65	0.00	3,221.92	1.0000	2,396	5.98	0.4019
3130A0EN6	124747	FHLB	12/12/2019	12/10/2021	2.875	1.645	3,000,000.00	3,101,903.75	(72,108.00)	12,218.75	1.0240	131	0.36	0.0032
3130AJZJ1	125184	Truist Broker	08/25/2020	08/25/2023	0.320	0.320	444,444.44	444,734.07	0.00	616.30	1.0000	754	2.06	0.0536
3133EMCG5	125269	FFCB	10/29/2020	10/08/2021	0.100	0.127	5,000,000.00	5,001,774.75	1,250.00	1,569.44	0.9998	68	0.19	0.0013
3134GWPO3	125177	FHLMC	08/21/2020	08/19/2022	0.200	0.210	750,000.00	748,665.00	150.00	675.00	0.9998	383	1.05	0.0165
3134GWSP2	125181	FHLMC	08/24/2020	08/24/2022	0.220	0.220	875,000.00	875,581.39	0.00	839.51	1.0000	388	1.06	0.0169
3135G05R0	125168	FNMA	08/11/2020	08/10/2023	0.300	0.338	2,000,000.00	2,001,580.00	2,284.00	2,850.00	0.9989	739	2.02	0.0517
3135G0Q89	125114	FNMA	06/26/2020	10/07/2021	1.375	1.751	1,000,000.00	1,015,929.17	4,730.00	4,354.17	0.9953	67	0.18	0.0013
31422BPC8	125467	FAMCA	04/30/2021	11/20/2023	1.720	0.270	2,000,000.00	2,076,355.60	(73,800.00)	6,784.44	1.0369	841	2.26	0.0648
404280BA6	125115	CORP: HSBC	06/26/2020	05/25/2023	3.600	1.525	500,000.00	534,627.98	(30,310.00)	3,300.00	1.0606	662	1.76	0.0423
40588LVL0	125554	CP: HALKIN FINANCE	07/30/2021	08/20/2021	0.000	0.093	4,000,000.00	3,999,752.51	210.00	0.00	0.9999	19	0.05	0.0003
40588LW39	125298	CP: HALKIN FINANCE	12/08/2020	09/03/2021	0.000	0.274	1,000,000.00	999,870.89	2,017.50	0.00	0.9980	33	0.09	0.0005
419792KE5	124475	MUNI: HAWAII ST GO	10/28/2019	10/01/2021	1.934	1.673	2,000,000.00	2,043,478.22	(9,780.00)	13,108.22	1.0049	61	0.17	0.0012
46625HJC5	125207	CORP: JP MORGAN	09/11/2020	08/15/2021	4.350	0.226	2,000,000.00	2,043,424.25	(76,400.00)	40,116.67	1.0382	14	0.04	0.0002
4913137B2	121196	MUNI: KY STATE	10/19/2017	02/01/2022	5.000	0.952	530,000.00	561,397.20	(89,835.00)	13,250.00	1.1695	184	0.49	0.0058
64952WDR1	125180	CORP: NYLIFE	08/24/2020	09/20/2022	0.400	0.303	1,000,000.00	1,004,562.67	(2,891.53)	1,455.56	1.0029	415	1.13	0.0190
68608VDV3	125401	MUNI: Oregon State	03/26/2021	05/01/2025	3.069	0.900	1,000,000.00	1,112,879.05	(87,050.00)	7,672.50	1.0871	1,369	3.56	0.1507
7417017F7	125468	MUNI: PRINCE GEORGE	04/30/2021	09/15/2023	0.700	0.240	2,750,000.00	2,787,617.27	(29,920.00)	7,272.22	1.0109	775	2.10	0.0564
8648136U9	124457	MUNI: SUFFOLKVA	10/17/2019	02/01/2023	1.937	1.859	1,000,000.00	1,035,500.00	(2,480.00)	9,685.00	1.0025	549	1.48	0.0310
9128284S6	125491	US Treasury	05/12/2021	05/31/2023	2.750	0.158	2,500,000.00	2,630,682.66	(132,372.77)	11,840.28	0.0016	668	1.79	0.0430
912828B66	123230	US Treasury	02/21/2019	02/15/2024	2.750	2.554	1,480,000.00	1,622,202.79	(13,489.47)	18,775.97	1.0091	928	2.45	0.0763
940637MR9	125183	CD: Washington Trust	08/24/2020	08/24/2021	0.150	0.150	250,000.00	250,367.54	0.00	351.37	1.0000	23	0.06	0.0004
949763NT9	125110	Wells Fargo	06/26/2020	02/28/2023	2.750	2.750	245,000.00	254,996.20	0.00	73.84	1.0000	576	1.55	0.0334
N/A	125279	All Req. SBA	11/05/2020	08/02/2021	0.090	0.090	15,974,764.31	15,974,764.31	0.00	1,199.32	1.0000	1	0.00	0.0000
VP4560000	124611	Wells Fargo	11/21/2019	08/02/2021	0.010	0.010	17,772,132.13	17,772,132.13	0.00	92.58	1.0000	1	0.00	0.0000
					0.732	0.360	73,812,340.88	74,682,144.22	(612,500.45)	163,992.79	0.9727	191	0.51	0.0139

Investment Report

August 1, 2021

<u>CUSIP</u>	<u>ContNo</u>	<u>Issuer</u>	<u>Purchase Date</u>	<u>Maturity Date</u>	<u>Coupon</u>	<u>Yield to Maturity</u>	<u>Current Par</u>	<u>Market Value</u>	<u>(Premium)/Discount</u>	<u>Accrued Interest</u>	<u>Original Cost</u>	<u>Days To Maturity</u>	<u>Duration</u>	<u>Convexity</u>
ALL REQUIREMENTS RENEWAL & REPLACEMENT														
037833BY5	125408	CORP: APPLE INC	03/30/2021	02/23/2026	3.250	1.233	1,500,000.00	1,719,825.78	(143,370.00)	21,395.83	1.0956	1,667	4.25	0.2110
05580AZJ6	125428	CD: BMW NA	04/16/2021	04/17/2023	0.200	0.200	250,000.00	250,250.21	0.00	146.58	1.0000	624	1.71	0.0382
283770NU5	125405	MUNI: EL PASO SCHOOL	03/29/2021	08/15/2026	5.000	0.996	1,500,000.00	1,884,276.65	(313,680.00)	34,583.33	1.2091	1,840	4.50	0.2370
3130A3KM5	121512	FHLB	12/29/2017	12/09/2022	2.500	2.265	1,000,000.00	1,051,235.22	(10,920.00)	3,620.22	1.0109	495	1.34	0.0259
3130AKCB0	125285	FHLB	11/12/2020	10/13/2021	0.125	0.125	1,000,000.00	1,000,446.72	0.00	375.00	1.0000	73	0.20	0.0014
3133EAG77	121753	FFCB	03/05/2018	08/07/2034	3.150	3.280	1,500,000.00	1,799,625.00	24,645.00	22,837.50	0.9836	4,754	10.95	1.2808
3134GWSB3	125187	FHLMC	08/26/2020	08/26/2022	0.220	0.223	1,000,000.00	1,000,887.22	50.00	947.22	1.0000	390	1.07	0.0170
3134GXJF2	125318	FHLMC	12/30/2020	12/30/2022	0.200	0.200	1,000,000.00	1,000,685.44	0.00	172.22	1.0000	516	1.41	0.0273
31422XFN7	125473	FAMCA	05/03/2021	05/03/2024	0.350	0.350	1,000,000.00	1,004,089.14	0.00	855.56	1.0000	1,006	2.74	0.0903
404280BJ7	125412	CORP: HSBC	04/01/2021	03/13/2023	3.262	1.913	1,000,000.00	1,062,910.02	(25,690.00)	12,504.33	1.0257	589	1.57	0.0347
46849LTE1	123945	CORP: JACKSON NTL	06/28/2019	02/01/2022	3.300	2.278	600,000.00	619,754.86	(15,306.00)	9,955.00	1.0255	184	0.50	0.0057
46849TM3	125380	CORP: JACKSON NTL	02/19/2021	09/15/2022	2.375	0.199	500,000.00	517,390.60	(16,981.96)	4,585.07	1.0340	410	1.10	0.0190
59217GEE5	125363	CORP: METLIFE	01/29/2021	01/13/2023	1.950	0.260	700,000.00	719,076.47	(23,058.00)	682.50	1.0329	530	1.44	0.0289
606822AL8	125329	OPPENHEIMER	01/11/2021	02/22/2022	2.998	0.234	1,500,000.00	1,544,060.97	(46,094.99)	19,861.75	1.0307	205	0.55	0.0065
64971XEK0	125399	MUNI: NYC Trans Fin	03/25/2021	08/01/2026	3.430	1.110	1,500,000.00	1,730,543.24	(180,225.00)	25,725.00	1.1202	1,826	4.60	0.2456
64971XEK0	125403	MUNI: NYC Trans Fin	03/29/2021	08/01/2026	3.430	1.106	1,500,000.00	1,730,543.24	(180,225.00)	25,725.00	1.1202	1,826	4.60	0.2456
882724RB5	125406	MUNI: TEXAS ST	03/29/2021	10/01/2026	5.000	0.964	2,000,000.00	2,510,284.52	(431,860.00)	33,333.33	1.2159	1,887	4.62	0.2488
902273WX5	121455	MUNI: TYLER	12/08/2017	02/15/2026	5.000	1.870	700,000.00	881,101.41	(165,564.00)	16,146.41	1.2365	1,659	4.09	0.1992
9128284S6	125489	US Treasury	05/12/2021	05/31/2023	2.750	0.158	1,000,000.00	1,052,273.06	(52,949.11)	4,736.11	0.0016	668	1.79	0.0430
91282CBD2	125340	US Treasury	01/21/2021	12/31/2022	0.125	0.131	750,000.00	750,002.47	88.20	83.33	0.9999	517	1.42	0.0276
912833LJ7	120129	US Treasury	03/31/2014	08/15/2022	0.000	2.661	370,000.00	369,054.65	73,507.90	0.00	0.8013	379	1.04	0.0156
VP4560000	124585	Wells Fargo	11/04/2019	08/02/2021	0.010	0.010	378,873.46	378,873.46	0.00	5.53	1.0000	1	0.00	0.0000
					2.673	1.042	22,248,873.46	24,577,190.35	(1,507,632.96)	238,276.82	1.0205	1,268	3.15	0.1926
ALL REQUIREMENTS SOLAR O&M														
46849LTK7	125524	CORP: JACKSON NTL	06/10/2021	06/21/2024	2.650	0.844	930,000.00	998,719.67	(50,149.27)	2,738.33	1.0539	1,055	2.80	0.0961
62455AV61	125530	CP: Mountcliff Fund	06/16/2021	08/06/2021	0.000	0.071	2,000,000.00	1,999,974.21	198.33	0.00	0.9999	5	0.01	0.0001
VP4560000	125040	Wells Fargo	04/27/2020	08/02/2021	0.010	0.010	770,689.13	770,689.13	0.00	1.23	1.0000	1	0.00	0.0000
					0.668	0.253	3,700,689.13	3,769,383.01	(49,950.94)	2,739.56	1.0135	268	0.71	0.0242
ALL REQUIREMENTS SUBORDINATE DEBT														
N/A	125086	Goldman Sachs M-Mkt	05/29/2020	08/02/2021	0.010	0.010	2.51	2.51	0.00	0.00	1.0000	1	0.00	0.0000
					0.010	0.010	2.51	2.51	0.00	0.00	1.0000	1	0.00	0.0000
ARP Pool Summary					0.846	0.431	309,144,619.75	316,826,795.43	(4,785,878.53)	746,269.01	1.0036	514	1.35	0.0577
Bushnell Rate Stabilization Fund														
912828ZA1	125370	US Treasury	02/18/2021	02/28/2022	1.125	0.063	100,000.00	101,064.11	(1,078.30)	478.59	1.0108	211	0.57	0.0065
VP4560000	124580	Wells Fargo	11/04/2019	08/02/2021	0.010	0.010	51,978.49	51,978.49	0.00	0.46	1.0000	1	0.00	0.0000
					0.744	0.045	151,978.49	153,042.60	(1,078.30)	479.05	1.0071	139	0.38	0.0043
BUSH Pool Summary					0.744	0.045	151,978.49	153,042.60	(1,078.30)	479.05	1.0071	139	0.38	0.0043

Investment Report

August 1, 2021

<u>CUSIP</u>	<u>ContNo</u>	<u>Issuer</u>	<u>Purchase Date</u>	<u>Maturity Date</u>	<u>Coupon</u>	<u>Yield to Maturity</u>	<u>Current Par</u>	<u>Market Value</u>	<u>(Premium)/Discount</u>	<u>Accrued Interest</u>	<u>Original Cost</u>	<u>Days To Maturity</u>	<u>Duration</u>	<u>Convexity</u>
FMPA Pool Loan Working Capital														
VP4560000	124586	Wells Fargo	11/04/2019	08/02/2021	0.010	0.010	68,580.70	68,580.70	0.00	0.61	1.0000	1	0.00	0.0000
					0.010	0.010	68,580.70	68,580.70	0.00	0.61	1.0000	1	0.00	0.0000
			FMPA Pool Summary		0.010	0.010	68,580.70	68,580.70	0.00	0.61	1.0000	1	0.00	0.0000
FMPA PL HOMESTEAD PROJECT FUND 2021														
80285PY14	125546	SANTANDER	07/15/2021	11/01/2021	0.000	0.123	1,300,000.00	1,299,825.23	472.33	0.00	0.9996	92	0.25	0.0019
89114QCD8	125547	CORP: TD BANK	07/16/2021	12/01/2022	1.900	0.210	260,000.00	266,945.38	(6,029.40)	823.33	1.0232	487	1.32	0.0251
961214DQ3	125548	CORP: WESTPAC BANKING	07/16/2021	06/28/2022	2.500	0.140	825,000.00	844,722.01	(18,477.42)	1,890.63	1.0224	331	0.90	0.0132
N/A	125532	Goldman Sachs M-Mkt	06/28/2021	08/02/2021	0.010	0.010	3,952,233.19	3,952,233.19	0.00	41.97	1.0000	1	0.00	0.0000
					0.410	0.058	6,337,233.19	6,363,725.81	(24,034.49)	2,755.93	1.0038	83	0.22	0.0031
			HMST Pool Summary		0.410	0.058	6,337,233.19	6,363,725.81	(24,034.49)	2,755.93	1.0038	83	0.22	0.0031
Kissimmee Rate Stabilization Fund														
VP4560000	124581	Wells Fargo	11/04/2019	08/02/2021	0.010	0.010	127,159.94	127,159.94	0.00	1.13	1.0000	1	0.00	0.0000
					0.010	0.010	127,159.94	127,159.94	0.00	1.13	1.0000	1	0.00	0.0000
			KUA Pool Summary		0.010	0.010	127,159.94	127,159.94	0.00	1.13	1.0000	1	0.00	0.0000
FMPA PL BUSHNELL Debt Service														
N/A	124748	Goldman Sachs M-Mkt	12/10/2019	08/02/2021	0.010	0.010	0.13	0.13	0.00	1.06	1.0000	1	0.00	0.0000
					0.010	0.010	0.13	0.13	0.00	1.06	1.0000	1	0.00	0.0000
			POOL Pool Summary		0.010	0.010	0.13	0.13	0.00	1.06	1.0000	1	0.00	0.0000
St Lucie Contingency														
3133ELXW9	125036	FFCB	04/29/2020	04/27/2022	0.300	0.305	1,000,000.00	1,002,308.33	100.00	783.33	0.9999	269	0.74	0.0093
6944PL2B4	125378	CORP: PACIFIC LIFE	02/19/2021	06/24/2025	1.200	0.849	500,000.00	518,960.34	(7,450.00)	633.33	1.0149	1,423	3.81	0.1688
VP4560000	124587	Wells Fargo	11/04/2019	08/02/2021	0.010	0.010	806,880.61	806,880.61	0.00	7.17	1.0000	1	0.00	0.0000
					0.394	0.320	2,306,880.61	2,328,149.28	(7,350.00)	1,423.83	1.0032	425	1.15	0.0406
St Lucie Debt Service 2010														
45581BWW3	125426	CP: ICBC/NEW YORK	04/15/2021	09/30/2021	0.000	0.204	1,000,000.00	999,711.24	933.33	0.00	0.9991	60	0.16	0.0011
X9X9USDADM1	123466	MORGAN STANLEY LIQ	03/05/2019	08/02/2021	0.030	0.030	837,506.74	837,506.74	0.00	18.29	1.0000	1	0.00	0.0000
					0.014	0.124	1,837,506.74	1,837,217.98	933.33	18.29	0.9995	33	0.09	0.0006
St Lucie Debt Service 2011														
X9X9USDADM1	123471	MORGAN STANLEY LIQ	03/05/2019	08/02/2021	0.030	0.030	395,130.90	395,130.90	0.00	8.40	1.0000	1	0.00	0.0000
					0.030	0.030	395,130.90	395,130.90	0.00	8.40	1.0000	1	0.00	0.0000
St Lucie Debt Service 2012A														
X9X9USDADM1	123467	MORGAN STANLEY LIQ	03/05/2019	08/02/2021	0.030	0.030	981,385.41	981,385.41	0.00	20.86	1.0000	1	0.00	0.0000
					0.030	0.030	981,385.41	981,385.41	0.00	20.86	1.0000	1	0.00	0.0000

Investment Report

August 1, 2021

<u>CUSIP</u>	<u>ContNo</u>	<u>Issuer</u>	<u>Purchase Date</u>	<u>Maturity Date</u>	<u>Coupon</u>	<u>Yield to Maturity</u>	<u>Current Par</u>	<u>Market Value</u>	<u>(Premium)/Discount</u>	<u>Accrued Interest</u>	<u>Original Cost</u>	<u>Days To Maturity</u>	<u>Duration</u>	<u>Convexity</u>
St Lucie Debt Service 2013A														
53943FWN1	125510	CP: LLOYDS BANK	06/08/2021	09/22/2021	0.000	0.081	800,000.00	799,810.44	188.44	0.00	0.9998	52	0.14	0.0009
X9X9USDADM1	123469	MORGAN STANLEY LIQ	03/05/2019	08/02/2021	0.030	0.030	373,161.84	373,161.84	0.00	7.17	1.0000	1	0.00	0.0000
					0.010	0.065	1,173,161.84	1,172,972.28	188.44	7.17	0.9998	36	0.10	0.0006
St Lucie Debt Service Res. 2011AB														
313378JP7	122203	FHLB	06/29/2018	09/10/2021	2.375	2.693	335,000.00	344,487.90	3,247.82	3,116.20	0.9903	40	0.11	0.0007
313378JP7	122205	FHLB	06/29/2018	09/10/2021	2.375	2.693	925,000.00	951,197.93	8,967.87	8,604.43	0.9903	40	0.11	0.0007
313378JP7	122206	FHLB	06/29/2018	09/10/2021	2.375	2.693	405,000.00	416,470.44	3,926.47	3,767.34	0.9903	40	0.11	0.0007
313378JP7	122207	Vining Sparks	06/29/2018	09/10/2021	2.375	2.693	225,000.00	231,372.47	2,181.38	2,092.97	0.9903	40	0.11	0.0007
3136G46A6	125258	FNMA	10/27/2020	10/27/2023	0.300	0.303	1,000,000.00	1,002,992.08	100.00	783.33	0.9999	817	2.23	0.0618
3137EAE9	121670	FHLMC	02/14/2018	08/12/2021	1.125	2.381	1,400,000.00	1,418,257.75	58,618.00	7,393.75	0.9581	11	0.03	0.0002
46625HJH4	125393	CORP: JP MORGAN	03/15/2021	01/25/2023	3.200	0.456	1,000,000.00	1,045,918.76	(50,790.00)	533.33	1.0508	542	1.46	0.0300
606822AL8	125337	CORP: Mitsubishi UFG	01/11/2021	02/22/2022	2.998	0.234	250,000.00	257,343.50	(7,682.50)	3,310.29	1.0307	205	0.55	0.0065
X9X9USDADM1	123470	MORGAN STANLEY LIQ	03/05/2019	08/02/2021	0.030	0.030	400,309.95	400,309.95	0.00	10.33	1.0000	1	0.00	0.0000
					1.738	1.558	5,940,309.95	6,068,350.78	18,569.04	29,611.97	0.9969	253	0.69	0.0160
St Lucie Debt Service Reserve 2012														
05990CZ72	125312	CP: BCI MIAMI	12/09/2020	12/07/2021	0.000	0.438	1,700,000.00	1,698,652.32	7,370.92	0.00	0.9957	128	0.35	0.0030
53262QWA8	125543	CP: LIME FUNDING	07/08/2021	09/10/2021	0.000	0.103	1,500,000.00	1,499,917.73	266.67	0.00	0.9998	40	0.11	0.0007
X9X9USDADM1	123468	MORGAN STANLEY LIQ	03/05/2019	08/02/2021	0.030	0.030	264,237.78	264,237.78	0.00	14.20	1.0000	1	0.00	0.0000
					0.002	0.262	3,464,237.78	3,462,807.83	7,637.59	14.20	0.9978	80	0.22	0.0017
St Lucie Decommissioning														
05990CZ72	125311	CP: BCI MIAMI	12/09/2020	12/07/2021	0.000	0.438	4,000,000.00	3,996,828.99	17,343.33	0.00	0.9957	128	0.35	0.0030
3133X8L34	109995	FHLB	07/28/2010	09/09/2024	5.365	3.850	500,000.00	602,283.47	(81,857.15)	10,580.97	1.1637	1,135	2.87	0.1037
646080SZ5	125255	NJ HGR ED	10/20/2020	12/01/2021	5.000	0.401	1,000,000.00	1,024,486.07	(51,060.00)	8,333.33	1.0511	122	0.33	0.0028
912828B66	116602	US Treasury	02/28/2014	02/15/2024	2.750	2.640	400,000.00	438,433.19	(3,828.12)	5,074.59	1.0096	928	2.45	0.0763
912833LQ1	116678	US Treasury	03/31/2014	02/15/2024	0.000	2.876	2,115,000.00	2,097,643.25	519,380.55	0.00	0.7544	928	2.54	0.0748
X9X9USDADM1	123464	MORGAN STANLEY LIQ	03/06/2019	08/02/2021	0.030	0.030	372.06	372.06	0.00	973.15	1.0000	1	0.00	0.0000
					1.096	1.399	8,015,372.06	8,160,047.03	399,978.61	24,962.04	0.9501	441	1.19	0.0318

Investment Report

August 1, 2021

<u>CUSIP</u>	<u>ContNo</u>	<u>Issuer</u>	<u>Purchase Date</u>	<u>Maturity Date</u>	<u>Coupon</u>	<u>Yield to Maturity</u>	<u>Current Par</u>	<u>Market Value</u>	<u>(Premium)/Discount</u>	<u>Accrued Interest</u>	<u>Original Cost</u>	<u>Days To Maturity</u>	<u>Duration</u>	<u>Convexity</u>
St Lucie General Reserve														
05914GAC2	125396	MUNI: BALTIMORE CNTY	03/22/2021	08/01/2023	0.240	0.216	1,000,000.00	1,001,283.08	(570.00)	860.00	1.0006	730	1.99	0.0505
06406FAC7	122918	CORP: Bank of NY	12/21/2018	05/04/2026	2.800	3.670	2,000,000.00	2,245,270.30	111,512.24	13,533.33	0.9442	1,737	4.48	0.2315
09247XAJ0	125420	CORP: BLACKROCK	04/13/2021	06/01/2022	3.375	0.141	1,500,000.00	1,549,143.57	(54,915.00)	8,437.50	1.0366	304	0.82	0.0116
3130AF5B9	125240	FHLB	10/14/2020	10/12/2021	3.000	0.125	4,000,000.00	4,145,033.33	(114,240.00)	36,333.33	1.0286	72	0.20	0.0014
3132XOL33	124992	FAMCA	03/30/2020	02/21/2023	2.770	0.783	500,000.00	535,460.56	(28,350.00)	6,155.56	1.0567	569	1.52	0.0329
313378JP7	125351	FHLB	01/20/2021	09/10/2021	2.375	1.345	1,750,000.00	1,778,782.40	(32,197.57)	16,278.65	1.0184	40	0.11	0.0007
3133EHVV1	122914	Wells Fargo	12/20/2018	09/01/2026	2.400	2.991	2,000,000.00	2,207,300.00	80,720.00	20,000.00	0.9596	1,857	4.79	0.2623
3133EJ5P0	123117	FFCB	01/24/2019	01/18/2022	2.600	2.662	2,500,000.00	2,574,847.22	4,400.00	2,347.22	0.9982	170	0.47	0.0046
3134GXBC7	125288	FHLMC	11/18/2020	11/18/2022	0.180	0.180	1,500,000.00	1,500,953.32	0.00	547.50	1.0000	474	1.30	0.0236
3135G05R0	125169	FNMA	08/11/2020	08/10/2023	0.300	0.338	1,000,000.00	1,000,790.00	1,142.00	1,425.00	0.9989	739	2.02	0.0517
387883YY1	125021	MUNI Grant Cnty Util	04/20/2020	01/01/2023	1.544	1.001	1,050,000.00	1,075,474.75	(15,151.50)	1,351.00	1.0144	518	1.41	0.0280
404280BA6	124986	CORP: HSBC	03/11/2020	05/25/2023	3.600	1.650	1,000,000.00	1,069,255.97	(60,620.00)	6,600.00	1.0606	662	1.76	0.0423
40588LVL0	125553	CP: HALKIN FINANCE	07/30/2021	08/20/2021	0.000	0.093	2,500,000.00	2,499,845.32	131.25	0.00	0.9999	19	0.05	0.0003
46625HJC5	124977	CORP: JP MORGAN	02/18/2020	08/15/2021	4.350	1.681	1,000,000.00	1,021,712.12	(39,160.00)	20,058.33	1.0392	14	0.04	0.0002
492674PN0	124980	Muni: Kettering, OH	03/10/2020	12/01/2023	2.000	0.859	280,000.00	294,220.73	(11,691.56)	933.33	1.0418	852	2.28	0.0663
59217GEE5	125360	CORP: METLIFE	01/29/2021	01/13/2023	1.950	0.260	1,000,000.00	1,027,252.10	(32,940.00)	975.00	1.0329	530	1.44	0.0289
606822AU8	124983	CORP: Mitsubishi UFG	03/10/2020	03/02/2025	3.777	1.625	1,000,000.00	1,141,824.39	(102,520.00)	15,632.58	1.1025	1,309	3.36	0.1367
60682YVD3	125540	CP: Mitsubishi Intl	07/08/2021	08/13/2021	0.000	0.072	1,800,000.00	1,799,967.54	126.00	0.00	0.9999	12	0.03	0.0002
61334ECZ97	125274	MUNI: Montgomery	10/29/2020	04/01/2022	4.000	0.201	1,000,000.00	1,038,972.53	(53,930.00)	13,333.33	1.0539	243	0.66	0.0083
613741KM8	125018	MUNI: Montgomery	04/20/2020	06/01/2022	1.941	1.061	1,000,000.00	1,028,315.00	(18,350.00)	3,235.00	1.0184	304	0.83	0.0115
6385E0V91	125537	CP: NATIONWIDE	07/08/2021	08/09/2021	0.000	0.083	4,200,000.00	4,199,952.43	298.67	0.00	0.9999	8	0.02	0.0001
64972CZ63	124988	MUNI:NYC HSG DEV	03/25/2020	05/01/2023	3.121	2.500	500,000.00	530,358.75	(9,195.00)	3,901.25	1.0184	638	1.70	0.0397
720424D64	125494	MUNI: PIERCE CNTY SC	05/13/2021	12/01/2024	0.681	0.435	1,000,000.00	1,016,361.01	(8,120.00)	1,135.00	1.0081	1,218	3.30	0.1282
89236THU2	125331	CP: Toyota Motor	01/11/2021	01/11/2024	0.450	0.373	2,500,000.00	2,517,721.98	(5,750.00)	625.00	1.0023	893	2.43	0.0726
92818NGL6	124604	MUNI: VA STATE	11/20/2019	11/01/2024	2.200	2.101	2,000,000.00	2,127,064.44	(9,260.00)	11,244.44	1.0046	1,188	3.14	0.1190
VP4560000	124588	Wells Fargo	11/04/2019	08/02/2021	0.010	0.010	1,058,001.29	1,058,001.29	0.00	32.59	1.0000	1	0.00	0.0000
					1.720	0.974	40,638,001.29	41,985,164.13	(398,630.47)	184,974.94	1.0098	516	1.37	0.0498
ST LUCIE NUCLEAR FUEL STABILIZATION														
05970RVA0	125484	CP: BANCO SANTANDER	05/12/2021	08/10/2021	0.000	0.152	1,000,000.00	999,974.04	375.00	0.00	0.9996	9	0.02	0.0001
53944QV98	125539	CP: LMA AMERICAS	07/08/2021	08/09/2021	0.000	0.070	2,000,000.00	1,999,977.35	120.56	0.00	0.9999	8	0.02	0.0001
53944QWE6	125485	CP: LMA Americas	05/12/2021	09/14/2021	0.000	0.132	1,000,000.00	999,811.44	451.39	0.00	0.9995	44	0.12	0.0007
VP4560000	124589	Wells Fargo	11/04/2019	08/02/2021	0.010	0.010	858,535.20	858,535.20	0.00	8.56	1.0000	1	0.00	0.0000
					0.002	0.089	4,858,535.20	4,858,298.03	946.95	8.56	0.9998	14	0.04	0.0002

Investment Report

August 1, 2021

<u>CUSIP</u>	<u>ContNo</u>	<u>Issuer</u>	<u>Purchase Date</u>	<u>Maturity Date</u>	<u>Coupon</u>	<u>Yield to Maturity</u>	<u>Current Par</u>	<u>Market Value</u>	<u>(Premium)/Discount</u>	<u>Accrued Interest</u>	<u>Original Cost</u>	<u>Days To Maturity</u>	<u>Duration</u>	<u>Convexity</u>
St Lucie O&M														
32110YQQ1	125211	CD: First Natl Bk Am	09/17/2020	09/17/2021	0.100	0.100	250,000.00	250,021.37	0.00	8.90	1.0000	47	0.13	0.0008
59217GEE5	125357	CORP: METLIFE	01/29/2021	01/13/2023	1.950	0.260	1,000,000.00	1,027,252.10	(32,940.00)	975.00	1.0329	530	1.44	0.0289
59740JZK8	125214	CD: MIDFIRST BANK	09/23/2020	09/23/2021	0.100	0.100	250,000.00	250,228.19	0.00	213.70	1.0000	53	0.15	0.0009
9128284S6	125490	US Treasury	05/12/2021	05/31/2023	2.750	0.158	2,000,000.00	2,104,546.13	(105,898.22)	9,472.22	0.0016	668	1.79	0.0430
912828G87	125350	US Treasury	01/21/2021	12/31/2021	2.125	0.096	3,000,000.00	3,030,817.51	(57,284.14)	5,666.67	1.0191	152	0.42	0.0038
N/A	125280	ST LUCIE SBA	11/05/2020	08/02/2021	0.090	0.090	2,822,640.86	2,822,640.86	0.00	197.34	1.0000	1	0.00	0.0000
VP4560000	124612	Wells Fargo	11/21/2019	08/02/2021	0.010	0.010	857,164.03	857,164.03	0.00	6.27	1.0000	1	0.00	0.0000
					1.389	0.116	10,179,804.89	10,342,670.19	(196,122.36)	16,540.10	0.8127	231	0.62	0.0125
St Lucie R&R														
05571BZ89	125303	CP: BCPE	12/09/2020	12/08/2021	0.000	0.320	1,700,000.00	1,698,640.08	5,414.50	0.00	0.9968	129	0.35	0.0030
05580AZL1	125438	CD: BMW NA	04/23/2021	10/23/2023	0.300	0.300	250,000.00	250,757.79	0.00	205.48	1.0000	813	2.22	0.0613
19464VEB2	125514	MUNI: COLLIER CNTY	06/09/2021	10/01/2024	2.000	0.500	1,000,000.00	1,063,078.36	(49,190.00)	6,666.67	1.0492	1,157	3.07	0.1139
20775CMH4	121805	MUNI: CONN HFA	03/09/2018	05/15/2022	1.950	2.370	500,000.00	508,278.33	8,325.00	2,058.33	0.9834	287	0.78	0.0105
3130A3KM5	121508	FHLB	12/28/2017	12/09/2022	2.500	2.265	750,000.00	788,426.41	(8,190.00)	2,715.16	1.0109	495	1.34	0.0259
3134GXJF2	125319	FHLMC	12/30/2020	12/30/2022	0.200	0.200	1,000,000.00	1,000,685.44	0.00	172.22	1.0000	516	1.41	0.0273
38149MNV2	125478	CD: GOLDMAN SACHS	05/05/2021	05/05/2023	0.150	0.150	250,000.00	249,969.99	0.00	90.41	1.0000	642	1.76	0.0401
40588LVL0	125556	CP: HALKIN FINANCE	07/30/2021	08/20/2021	0.000	0.093	1,000,000.00	999,938.13	52.50	0.00	0.9999	19	0.05	0.0003
46849LTK7	125523	CORP: JACKSON NTL	06/10/2021	06/21/2024	2.650	0.844	560,000.00	601,379.59	(30,197.41)	1,648.89	1.0539	1,055	2.80	0.0961
59217GEE5	125359	CORP: METLIFE	01/29/2021	01/13/2023	1.950	0.260	500,000.00	513,626.05	(16,470.00)	487.50	1.0329	530	1.44	0.0289
91282CBD2	125342	US Treasury	01/21/2021	12/31/2022	0.125	0.131	500,000.00	500,001.65	58.79	55.56	0.9999	517	1.42	0.0276
VP4560000	124590	Wells Fargo	11/04/2019	08/02/2021	0.010	0.010	674,830.57	674,830.57	0.00	9.99	1.0000	1	0.00	0.0000
					0.886	0.577	8,684,830.57	8,849,612.39	(90,196.62)	14,110.21	1.0104	450	1.21	0.0321
STL Pool Summary					1.264	0.776	88,475,157.24	90,441,806.23	(264,045.49)	271,700.57	0.9792	381	1.02	0.0326
Stanton Contingency														
61334ECZ97	125273	MUNI: Montgomery	10/29/2020	04/01/2022	4.000	0.201	1,000,000.00	1,038,972.53	(53,930.00)	13,333.33	1.0539	243	0.66	0.0083
VP4560000	124591	Wells Fargo	11/04/2019	08/02/2021	0.010	0.010	48,740.99	48,740.99	0.00	0.43	1.0000	1	0.00	0.0000
					3.815	0.192	1,048,740.99	1,087,713.52	(53,930.00)	13,333.76	1.0514	232	0.63	0.0079
Stanton General Reserve														
06406HBY4	124445	CORP: Bank of NY	10/16/2019	09/23/2021	3.550	2.014	990,000.00	1,007,440.54	(28,731.71)	12,496.00	1.0290	53	0.15	0.0010
3130AKCB0	125234	FHLB	10/13/2020	10/13/2021	0.125	0.125	500,000.00	500,223.36	0.00	187.50	1.0000	73	0.20	0.0014
313378JP7	124281	FHLB	09/20/2019	09/10/2021	2.375	1.767	1,000,000.00	1,028,322.08	(11,730.00)	9,302.08	1.0117	40	0.11	0.0007
3134GXBC7	125289	FHLMC	11/18/2020	11/18/2022	0.180	0.180	3,000,000.00	3,001,906.63	0.00	1,095.00	1.0000	474	1.30	0.0236
576051VX1	125492	MUNI: MASSWTR	05/13/2021	08/01/2024	1.862	0.413	1,000,000.00	1,049,655.60	(46,250.00)	9,310.00	1.0463	1,096	2.91	0.1034
59217GEE5	125361	CORP: METLIFE	01/29/2021	01/13/2023	1.950	0.260	500,000.00	513,626.05	(16,470.00)	487.50	1.0329	530	1.44	0.0289
61334ECZ97	125272	MUNI: Montgomery	10/29/2020	04/01/2022	4.000	0.201	1,700,000.00	1,766,253.31	(91,681.00)	22,666.67	1.0539	243	0.66	0.0083
8827237K9	124455	MUNI: TEXAS ST	10/16/2019	10/01/2021	2.315	1.610	2,000,000.00	2,056,580.56	(27,060.00)	15,690.56	1.0135	61	0.17	0.0012
VP4560000	124592	Wells Fargo	11/04/2019	08/02/2021	0.010	0.010	332,076.34	332,076.34	0.00	2.93	1.0000	1	0.00	0.0000
					1.884	0.768	11,022,076.34	11,256,084.47	(221,922.71)	71,238.24	1.0201	313	0.85	0.0188

Investment Report

August 1, 2021

<u>CUSIP</u>	<u>ContNo</u>	<u>Issuer</u>	<u>Purchase Date</u>	<u>Maturity Date</u>	<u>Coupon</u>	<u>Yield to Maturity</u>	<u>Current Par</u>	<u>Market Value</u>	<u>(Premium)/Discount</u>	<u>Accrued Interest</u>	<u>Original Cost</u>	<u>Days To Maturity</u>	<u>Duration</u>	<u>Convexity</u>
Stanton O&M														
27873JWL5	125304	CP: EBURY FIN	12/08/2020	09/20/2021	0.000	0.254	1,000,000.00	999,775.55	1,986.11	0.00	0.9980	50	0.14	0.0009
3135G05R0	125171	FNMA	08/11/2020	08/10/2023	0.300	0.338	1,000,000.00	1,000,790.00	1,142.00	1,425.00	0.9989	739	2.02	0.0517
912828YC8	124618	US Treasury	11/21/2019	08/31/2021	1.500	1.598	1,500,000.00	1,526,620.75	2,693.04	9,625.00	0.9982	30	0.08	0.0005
N/A	125281	STANTON SBA	11/05/2020	08/02/2021	0.090	0.090	2,274,397.14	2,274,397.14	0.00	195.83	1.0000	1	0.00	0.0000
VP4560000	124615	Wells Fargo	11/21/2019	08/02/2021	0.010	0.010	1,170,605.97	1,170,605.97	0.00	9.21	1.0000	1	0.00	0.0000
					0.398	0.462	6,945,003.11	6,972,189.41	5,821.15	11,255.04	0.9992	121	0.33	0.0077
Stanton R&R														
05571BZ89	125302	CP: BCPE	12/09/2020	12/08/2021	0.000	0.320	500,000.00	499,600.02	1,592.50	0.00	0.9968	129	0.35	0.0030
534239EC8	124335	MUNI: LINCOLN NE	09/30/2019	08/15/2022	3.000	1.696	1,000,000.00	1,062,100.00	(36,420.00)	13,750.00	1.0364	379	1.02	0.0169
91282CBD2	125346	US Treasury	01/21/2021	12/31/2022	0.125	0.131	1,500,000.00	1,500,004.94	176.39	166.67	0.9999	517	1.42	0.0276
92818NGL6	124605	MUNI: VA STATE	11/20/2019	11/01/2024	2.200	2.101	115,000.00	122,292.15	(532.45)	632.50	1.0046	1,188	3.14	0.1190
VP4560000	124596	Wells Fargo	11/04/2019	08/02/2021	0.010	0.010	468,891.87	468,891.87	0.00	4.11	1.0000	1	0.00	0.0000
					0.961	0.642	3,583,891.87	3,652,888.98	(35,183.56)	14,553.28	1.0098	378	1.03	0.0205
		STN Pool Summary			1.371	0.627	22,599,712.31	22,968,876.38	(305,215.12)	110,380.32	1.0135	260	0.71	0.0152
Stanton II Contingency														
89236THU2	125334	CP: Toyota Motor	01/11/2021	01/11/2024	0.450	0.373	500,000.00	503,544.39	(1,150.00)	125.00	1.0023	893	2.43	0.0726
VP4560000	124593	Wells Fargo	11/04/2019	08/02/2021	0.010	0.010	626,369.15	626,369.15	0.00	5.56	1.0000	1	0.00	0.0000
					0.205	0.171	1,126,369.15	1,129,913.54	(1,150.00)	130.56	1.0010	397	1.08	0.0322
Stanton II Debt Service 2012														
45581BW3	125424	CP: ICBC/NEW YORK	04/15/2021	09/30/2021	0.000	0.204	2,750,000.00	2,749,205.92	2,566.67	0.00	0.9991	60	0.16	0.0011
53262QWA8	125545	CP: LIME FUNDING	07/08/2021	09/10/2021	0.000	0.103	900,000.00	899,950.64	160.00	0.00	0.9998	40	0.11	0.0007
53943FWN1	125511	CP: LLOYDS BANK	06/08/2021	09/22/2021	0.000	0.081	1,000,000.00	999,763.05	235.56	0.00	0.9998	52	0.14	0.0009
X9X9USDADM1	123459	MORGAN STANLEY LIQ	03/12/2019	08/02/2021	0.030	0.030	693,930.04	693,930.04	0.00	10.80	1.0000	1	0.00	0.0000
					0.004	0.141	5,343,930.04	5,342,849.65	2,962.23	10.80	0.9994	47	0.13	0.0008
STANTON II DEBT SERVICE 2017A														
X9X9USDADM1	123460	MORGAN STANLEY LIQ	03/12/2019	08/02/2021	0.030	0.030	497,389.62	497,389.62	0.00	11.62	1.0000	1	0.00	0.0000
					0.030	0.030	497,389.62	497,389.62	0.00	11.62	1.0000	1	0.00	0.0000
STANTON II DEBT SERVICE 2017B														
45581BW3	125425	CP: ICBC/NEW YORK	04/15/2021	09/30/2021	0.000	0.204	2,250,000.00	2,249,350.30	2,100.00	0.00	0.9991	60	0.16	0.0011
53262QWA8	125544	CP: LIME FUNDING	07/08/2021	09/10/2021	0.000	0.103	600,000.00	599,967.09	106.67	0.00	0.9998	40	0.11	0.0007
53943FWN1	125512	CP: LLOYDS BANK	06/08/2021	09/22/2021	0.000	0.081	1,000,000.00	999,763.05	235.56	0.00	0.9998	52	0.14	0.0009
X9X9USDADM1	123461	MORGAN STANLEY LIQ	03/12/2019	08/02/2021	0.030	0.030	536,304.11	536,304.11	0.00	7.90	1.0000	1	0.00	0.0000
					0.004	0.141	4,386,304.11	4,385,384.55	2,442.23	7.90	0.9994	48	0.13	0.0009
STANTON II DEBT SERVICE POOLED LOAN 2020-1														
N/A	125215	Goldman Sachs M-Mkt	09/28/2020	08/02/2021	0.010	0.010	0.70	0.70	0.00	0.00	1.0000	1	0.00	0.0000
					0.010	0.010	0.70	0.70	0.00	0.00	1.0000	1	0.00	0.0000

Investment Report

August 1, 2021

<u>CUSIP</u>	<u>ContNo</u>	<u>Issuer</u>	<u>Purchase Date</u>	<u>Maturity Date</u>	<u>Coupon</u>	<u>Yield to Maturity</u>	<u>Current Par</u>	<u>Market Value</u>	<u>(Premium)/Discount</u>	<u>Accrued Interest</u>	<u>Original Cost</u>	<u>Days To Maturity</u>	<u>Duration</u>	<u>Convexity</u>
Stanton II Debt Service Reserve 2012														
85324TV29	125245	CP: STANDARD CHART	10/14/2020	08/02/2021	0.000	0.251	4,000,000.00	3,999,990.95	8,111.11	0.00	0.9980	1	0.00	0.0000
X9X9USDADM1	123458	MORGAN STANLEY LIQ	03/12/2019	08/02/2021	0.030	0.030	229,591.06	229,591.06	0.00	6.12	1.0000	1	0.00	0.0000
					0.002	0.239	4,229,591.06	4,229,582.01	8,111.11	6.12	0.9981	1	0.00	0.0000

Investment Report

August 1, 2021

<u>CUSIP</u>	<u>ContNo</u>	<u>Issuer</u>	<u>Purchase Date</u>	<u>Maturity Date</u>	<u>Coupon</u>	<u>Yield to Maturity</u>	<u>Current Par</u>	<u>Market Value</u>	<u>(Premium)/Discount</u>	<u>Accrued Interest</u>	<u>Original Cost</u>	<u>Days To Maturity</u>	<u>Duration</u>	<u>Convexity</u>
Stanton II General Reserve														
00344NXX7	125516	MUNI: ABILENE TX	06/09/2021	02/15/2025	0.997	0.589	1,105,000.00	1,139,716.46	(16,398.20)	5,079.99	1.0148	1,294	3.48	0.1426
02007GKL6	123888	CD: ALLY BK	06/27/2019	06/27/2022	2.250	2.250	249,000.00	254,269.24	0.00	537.23	1.0000	330	0.90	0.0131
02587DS66	124131	CD: American Express	08/28/2019	05/24/2022	2.400	1.949	245,000.00	250,588.38	(2,920.40)	1,111.56	1.0119	296	0.80	0.0110
035771W67	123871	MUNI: CITY ANNAPOLIS	06/25/2019	08/01/2026	2.901	2.482	360,000.00	397,449.00	(9,756.00)	5,221.80	1.0271	1,826	4.66	0.2496
05571BV34	125174	CP: BCPE	08/18/2020	08/03/2021	0.000	0.281	1,500,000.00	1,499,992.95	4,083.34	0.00	0.9973	2	0.01	0.0000
05580AYV0	125391	CD: BMW NA	03/12/2021	09/12/2023	0.200	0.200	248,000.00	248,224.56	0.00	192.96	1.0000	772	2.11	0.0558
14042RMC2	123874	CD: CAPITAL 1 NA	06/26/2019	06/26/2023	2.250	2.250	249,000.00	259,317.54	0.00	552.58	1.0000	694	1.87	0.0461
14042TAX5	123873	CD: CAPITAL 1 NA	06/26/2019	06/26/2023	2.250	2.250	249,000.00	259,317.54	0.00	552.58	1.0000	694	1.87	0.0461
15118RRP4	124230	CD: CELTIC BANK	08/30/2019	08/30/2027	2.000	2.000	250,000.00	272,918.10	0.00	27.40	1.0000	2,220	5.75	0.3698
17312QM97	124132	CD: Citibank	08/28/2019	06/15/2022	3.100	1.949	245,000.00	252,278.34	(7,634.20)	977.99	1.0312	318	0.86	0.0124
23223PFG7	125294	MUNI: Cuyahoga Cnty	12/04/2020	12/01/2023	1.828	0.300	1,000,000.00	1,041,302.79	(45,470.00)	3,046.67	1.0455	852	2.29	0.0663
254673ZL3	124129	CD: Discover Bank	08/28/2019	06/26/2026	2.650	2.200	250,000.00	277,153.27	(7,092.50)	653.42	1.0284	1,790	4.63	0.2461
3130AABG2	120330	FHLB	04/27/2017	11/29/2021	1.875	1.867	500,000.00	510,934.58	(178.00)	1,614.58	1.0004	120	0.33	0.0028
3130AKCB0	125233	FHLB	10/13/2020	10/13/2021	0.125	0.125	1,000,000.00	1,000,446.72	0.00	375.00	1.0000	73	0.20	0.0014
31315PZS1	125349	FAMCA	01/20/2021	01/24/2023	2.130	2.156	300,000.00	312,680.75	150.00	124.25	0.9995	541	1.47	0.0300
3134GWQC3	125198	FHLMC	08/31/2020	11/18/2022	0.250	0.245	1,250,000.00	1,252,105.27	(125.00)	633.68	1.0001	474	1.30	0.0236
3134GXJF2	125320	FHLMC	12/30/2020	12/30/2022	0.200	0.200	1,000,000.00	1,000,685.44	0.00	172.22	1.0000	516	1.41	0.0273
3137EAC9	120336	FHLMC	04/27/2017	08/12/2021	1.125	1.845	500,000.00	506,520.63	14,800.00	2,640.63	0.9704	11	0.03	0.0002
38149MBW2	123875	CD: GOLDMAN SACHS	06/26/2019	06/26/2023	2.350	2.350	249,000.00	259,814.49	0.00	577.13	1.0000	694	1.87	0.0461
404280BA6	124985	CORP: HSBC	03/11/2020	05/25/2023	3.600	1.650	1,000,000.00	1,069,255.97	(60,620.00)	6,600.00	1.0606	662	1.76	0.0423
438670Q79	124456	MUNI: CTY HONOLULU	10/16/2019	11/01/2022	2.512	1.721	750,000.00	782,609.67	(17,325.00)	4,814.67	1.0231	457	1.23	0.0226
4423315T7	124242	MUNI: HOUSTON	09/10/2019	03/01/2024	1.950	1.845	500,000.00	525,303.67	(2,255.00)	4,053.67	1.0045	943	2.51	0.0791
45506DWT8	123872	MUNI: INDIANA STATE	06/25/2019	07/01/2027	2.816	2.532	950,000.00	1,031,620.83	(19,475.00)	2,229.33	1.0205	2,160	5.51	0.3406
459200HP9	123963	CORP: IBM	07/15/2019	08/01/2023	3.375	2.423	500,000.00	540,618.43	(18,235.00)	8,437.50	1.0365	730	1.92	0.0500
61760AV55	124127	CD: MORGAN	08/28/2019	08/22/2024	2.000	2.000	250,000.00	265,501.99	0.00	2,191.78	1.0000	1,117	2.96	0.1068
64966MEB1	124124	MUNI: NYC	08/28/2019	08/01/2027	2.520	2.128	300,000.00	313,479.00	(8,526.00)	3,780.00	1.0284	2,191	5.57	0.3478
64966MGL7	123854	MUNI: NYC Trans Fin	06/21/2019	12/01/2024	2.900	2.355	2,875,000.00	3,106,017.43	(79,522.50)	14,127.43	1.0277	1,218	3.20	0.1231
64990AKS3	124122	MUNI: NYSHGR	08/28/2019	03/15/2022	2.950	1.872	160,000.00	166,574.83	(4,227.20)	1,782.83	1.0264	226	0.61	0.0075
67869TAD7	123970	MUNI: OKL CNTY SD	07/15/2019	06/01/2024	2.650	2.260	1,000,000.00	1,050,460.28	(17,870.00)	4,490.28	1.0179	1,035	2.75	0.0927
68607VT54	123966	MUNI: OREGON LOTTERY	07/15/2019	04/01/2025	2.946	2.270	1,000,000.00	1,098,868.67	(35,860.00)	9,983.67	1.0359	1,339	3.48	0.1446
69349LAG3	125381	CORP: PNC	02/19/2021	11/01/2022	2.700	0.305	750,000.00	779,638.61	(30,330.00)	5,175.00	1.0404	457	1.23	0.0226
69371RP427	125208	CORP: Paccar Fin'l	09/11/2020	08/09/2021	3.150	0.160	1,000,000.00	1,015,729.92	(27,210.00)	15,050.00	1.0272	8	0.02	0.0001
70153RKR8	125407	CD: PARKWAY BK & TRT	03/30/2021	03/30/2023	0.150	0.150	248,000.00	248,029.19	0.00	126.38	1.0000	606	1.66	0.0362
73474TAR1	123965	MUNI: PORT OF MORROW	07/15/2019	09/01/2025	2.302	2.423	500,000.00	536,391.75	3,435.00	4,891.75	0.9931	1,492	3.90	0.1777
73723RH6	124121	MUNI: CITY OF PORTS	08/28/2019	02/01/2027	2.000	1.967	500,000.00	527,845.00	(1,140.00)	5,000.00	1.0023	2,010	5.20	0.3056
74153WCM9	125522	CORP: PRICOA GL FD	06/10/2021	09/01/2025	0.800	0.860	895,000.00	916,530.85	2,225.31	2,983.33	0.9975	1,492	4.02	0.1857
7954503Q6	123877	CD: SALLIE MAE	06/26/2019	06/27/2022	2.250	2.248	249,000.00	257,010.97	0.00	537.23	1.0000	330	0.90	0.0131

Investment Report

August 1, 2021

<u>CUSIP</u>	<u>ContNo</u>	<u>Issuer</u>	<u>Purchase Date</u>	<u>Maturity Date</u>	<u>Coupon</u>	<u>Yield to Maturity</u>	<u>Current Par</u>	<u>Market Value</u>	<u>(Premium)/Discount</u>	<u>Accrued Interest</u>	<u>Original Cost</u>	<u>Days To Maturity</u>	<u>Duration</u>	<u>Convexity</u>
Tri City Contingency														
05571BZ89	125300	CP: BCPE	12/09/2020	12/08/2021	0.000	0.320	250,000.00	249,800.01	796.25	0.00	0.9968	129	0.35	0.0030
419792KE5	124474	MUNI: HAWAII ST GO	10/28/2019	10/01/2021	1.934	1.673	500,000.00	510,869.56	(2,445.00)	3,277.06	1.0049	61	0.17	0.0012
914745FV1	124577	Muni Univ of Alabama	11/06/2019	10/01/2021	4.000	1.711	205,000.00	214,795.02	(8,747.35)	2,778.89	1.0427	61	0.17	0.0012
VP4560000	124597	Wells Fargo	11/04/2019	08/02/2021	0.010	0.010	172,053.59	172,053.59	0.00	1.53	1.0000	1	0.00	0.0000
					1.587	1.126	1,127,053.59	1,147,518.18	(10,396.10)	6,057.48	1.0092	67	0.18	0.0014
Tri City General Reserve														
40588LVL0	125557	CP: HALKIN FINANCE	07/30/2021	08/20/2021	0.000	0.093	200,000.00	199,987.63	10.50	0.00	0.9999	19	0.05	0.0003
89235MKZ3	125466	CD: TOYOTA FIN BK	04/30/2021	05/01/2023	0.200	0.200	250,000.00	250,229.58	0.00	128.77	1.0000	638	1.74	0.0397
VP4560000	124598	Wells Fargo	11/04/2019	08/02/2021	0.010	0.010	220,493.28	220,493.28	0.00	3.63	1.0000	1	0.00	0.0000
					0.078	0.106	670,493.28	670,710.49	10.50	132.40	1.0000	244	0.67	0.0149
Tri City O&M														
N/A	125283	TRI CITY SBA	11/05/2020	08/02/2021	0.090	0.090	697,930.46	697,930.46	0.00	38.84	1.0000	1	0.00	0.0000
VP4560000	124614	Wells Fargo	11/21/2019	08/02/2021	0.010	0.010	82,912.12	82,912.12	0.00	1.13	1.0000	1	0.00	0.0000
					0.082	0.082	780,842.58	780,842.58	0.00	39.97	1.0000	1	0.00	0.0000
Tri City R&R														
05914GAC2	125395	MUNI: BALTIMORE CNTY	03/22/2021	08/01/2023	0.240	0.216	250,000.00	250,320.77	(142.50)	215.00	1.0006	730	1.99	0.0505
31422BNE6	124463	FAMCA	10/25/2019	10/21/2021	1.600	1.631	185,000.00	188,408.52	112.66	822.22	0.9994	81	0.22	0.0016
606822AL8	125330	CP: MUFG Bank	01/11/2021	02/22/2022	2.998	0.234	258,000.00	265,578.48	(7,928.34)	3,416.22	1.0307	205	0.55	0.0065
72345SKP5	125317	CD: PINNACLE BANK	12/18/2020	10/21/2021	1.150	0.151	245,000.00	245,646.51	(2,060.45)	84.91	1.0084	81	0.22	0.0017
VP4560000	124578	Wells Fargo	11/04/2019	08/02/2021	0.010	0.010	309,160.77	309,160.77	0.00	2.71	1.0000	1	0.00	0.0000
					1.134	0.366	1,247,160.77	1,259,115.05	(10,018.63)	4,541.06	1.0080	217	0.59	0.0120
TRI Pool Summary					0.868	0.486	3,825,550.22	3,858,186.30	(20,404.23)	10,770.91	1.0053	133	0.36	0.0069
Open Investments					0.939	0.535	499,973,545.93	511,283,778.17	(5,791,134.83)	1,298,468.97	1.0000	456	1.21	0.0477