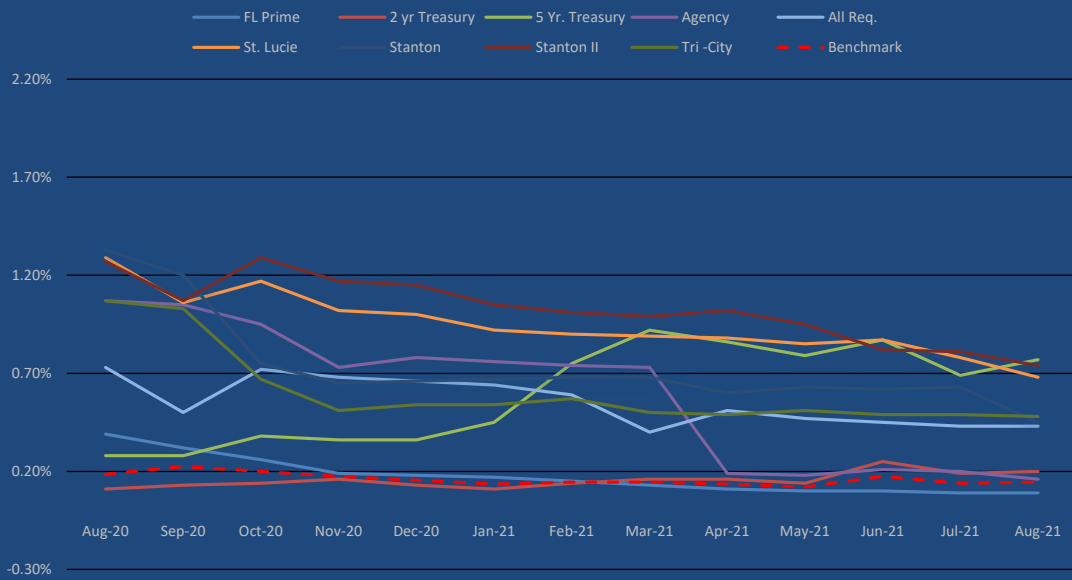
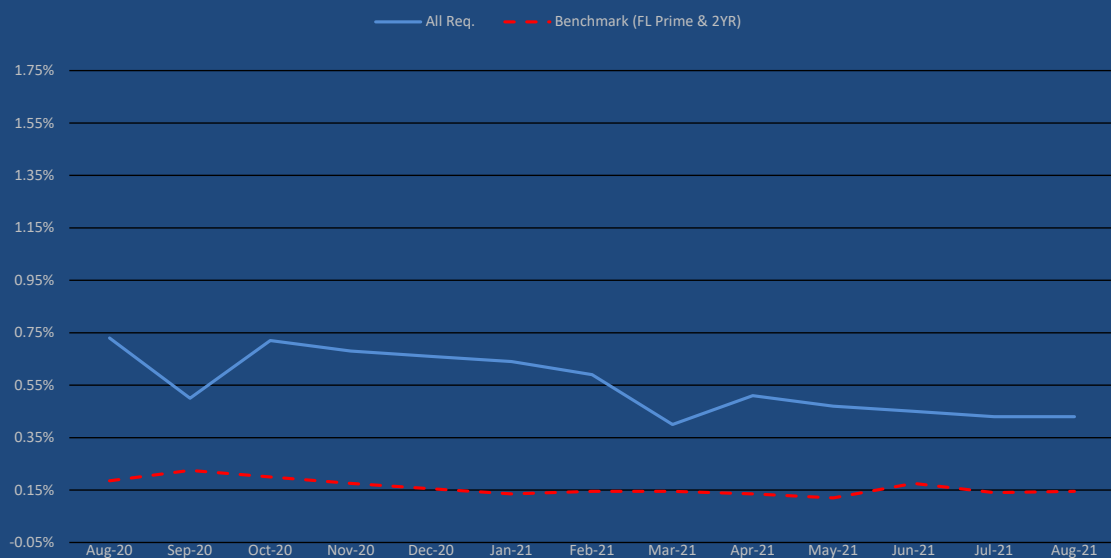


**FMPA BOD Projects Total Weighted Average Yield vs.  
Florida Prime and 2 YR & 5YR Treasury  
(Aug 2020 - Aug 2021)**



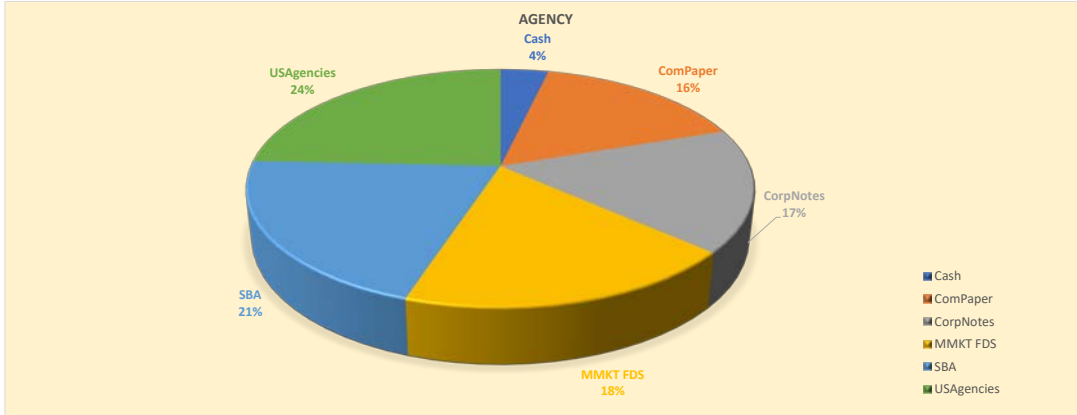
Month	FL Prime	2 yr Treasury	5 Yr. Treasury	Agency	All Req.	St. Lucie	Stanton	Stanton II	Tri-City
7/31/2020	0.43%	0.11%	0.21%	1.26%	0.94%	1.34%	1.40%	1.37%	1.05%
8/31/2020	0.39%	0.11%	0.28%	1.07%	0.73%	1.29%	1.33%	1.27%	1.07%
9/30/2020	0.32%	0.13%	0.28%	1.05%	0.50%	1.06%	1.20%	1.07%	1.03%
10/31/2020	0.26%	0.14%	0.38%	0.95%	0.72%	1.17%	0.75%	1.29%	0.67%
11/30/2020	0.19%	0.16%	0.36%	0.73%	0.68%	1.02%	0.65%	1.17%	0.51%
12/31/2020	0.18%	0.13%	0.36%	0.78%	0.66%	1.00%	0.66%	1.15%	0.54%
1/31/2021	0.17%	0.11%	0.45%	0.76%	0.64%	0.92%	0.67%	1.05%	0.54%
2/28/2021	0.15%	0.14%	0.75%	0.74%	0.59%	0.90%	0.68%	1.01%	0.57%
3/31/2021	0.13%	0.16%	0.92%	0.73%	0.40%	0.89%	0.68%	0.99%	0.50%
4/30/2021	0.11%	0.16%	0.86%	0.19%	0.51%	0.88%	0.60%	1.02%	0.49%
5/31/2021	0.10%	0.14%	0.79%	0.18%	0.47%	0.85%	0.63%	0.95%	0.51%
6/30/2021	0.10%	0.25%	0.87%	0.21%	0.45%	0.87%	0.62%	0.82%	0.49%
7/31/2021	0.09%	0.19%	0.69%	0.20%	0.43%	0.78%	0.63%	0.81%	0.49%
8/31/2021	0.09%	0.20%	0.77%	0.16%	0.43%	0.68%	0.45%	0.74%	0.48%

**FMPA All-Requirements Total Weighted Average Yield vs.  
Florida Prime and 2 Year Treasury  
(Aug 2020 - Aug 2021)**

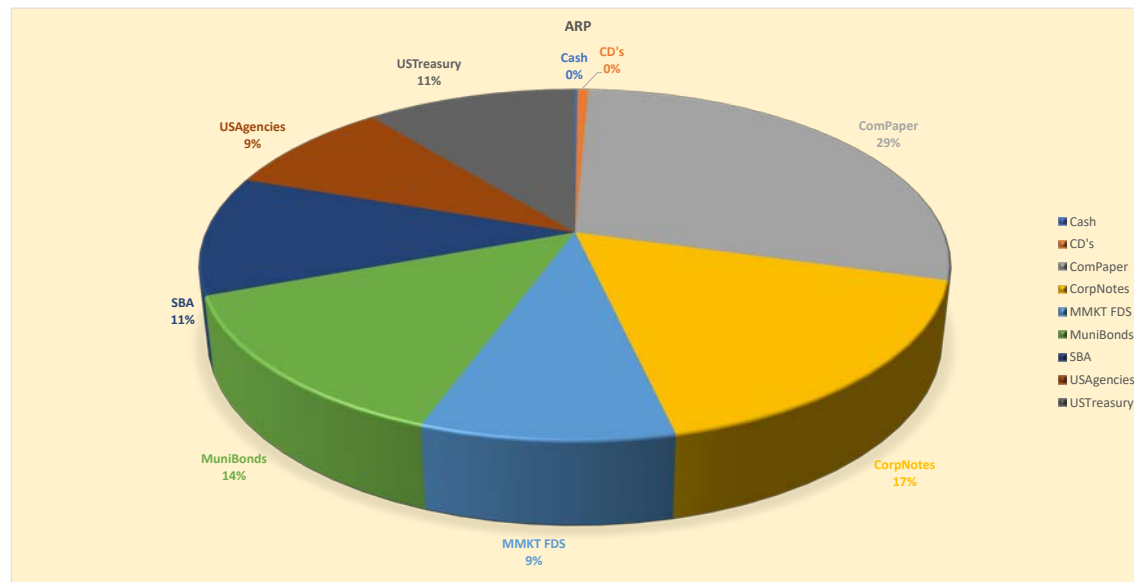


FMPA\_MonthlyDiversification\_8/31/2021

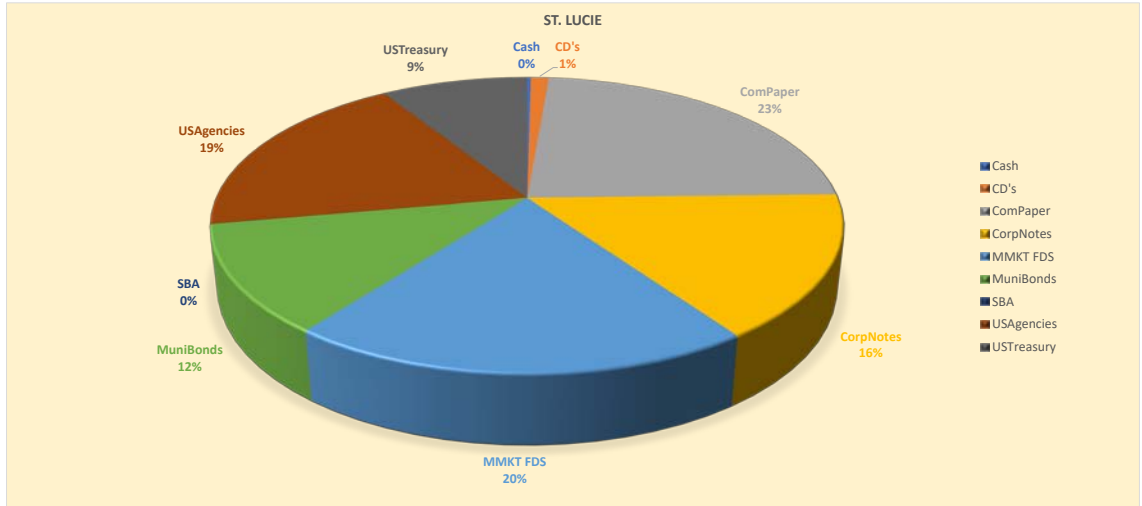
AGENCY							
Sum of value	Column Labels						
Row Labels	Cash	ComPaper	CorpNotes	MMKT FDS	SBA	USAgencies	Grand Total
AGN	450000						450000
AGN-O&M		1998395.16	2069080.82	2288386.77	2548720.98	3002948.22	11907531.95
<b>Grand Total</b>	<b>450000</b>	<b>1998395.16</b>	<b>2069080.82</b>	<b>2288386.77</b>	<b>2548720.98</b>	<b>3002948.22</b>	<b>12357531.95</b>
<b>% of Total</b>	<b>3.64%</b>	<b>16.17%</b>	<b>16.74%</b>	<b>18.52%</b>	<b>20.62%</b>	<b>24.30%</b>	<b>100.00%</b>



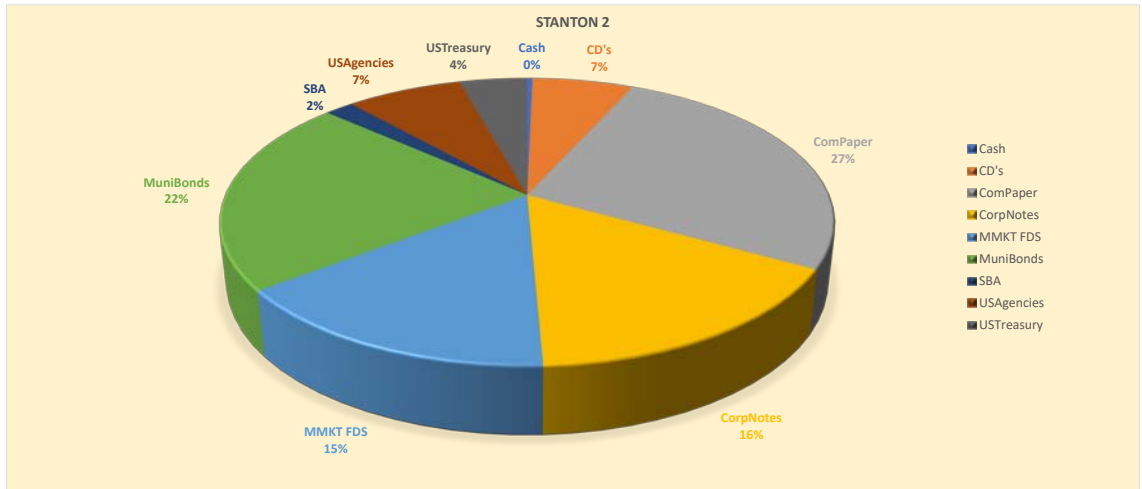
ARP										
Sum of value	Column Labels									
Row Labels	Cash	CD's	ComPaper	CorpNotes	MMKT FDS	MuniBonds	SBA	USAgencies	USTreasury	Grand Total
ARP	450,000.00									450,000.00
ARP-GEN		507,290.67	999,623.93	2,056,863.29	404,207.37	779,327.09		1,000,802.32	1,045,903.18	6,794,017.85
ARP-O&M		1,038,597.40	999,995.34	6,509,862.80	24,511,310.40	7,549,008.70	16,976,095.91	13,648,523.42	7,235,495.51	78,468,889.48
ARP-R&R		250,300.93		6,127,747.42	1,302,424.97	8,688,750.33		5,839,136.91	2,171,610.87	24,379,971.43
ARP RPA			2,999,457.16		810,933.91					3,810,391.07
ARP-2019A			1,599,863.27		14,524.64					1,614,387.91
ARP-2019B			1,499,833.64		56,793.07					1,556,626.71
ARP-21ACON			19,836,575.13		161,765.59				15,076,109.44	38,904,679.83
ARP-21BSUB			2,999,431.67	36,094,376.51	732,008.32	27,673,551.68	15,280,900.47	8,557,553.46	10,056,973.09	101,394,795.20
ARP-CON13A			1,499,863.90	1,023,427.15	126,831.42					2,650,122.47
ARP-DS15B			7,899,511.06		6,256.61					7,905,767.67
ARP-DS16A			44,796,294.42		35,604.12					44,831,898.54
ARP-DS17A			1,399,867.63		54,456.50					1,454,324.13
ARP-DS17B			6,799,363.31		7,235.53					6,806,598.84
ARP-DS18A			799,910.65		86,498.72					886,409.37
ARP-CONT				1,077,772.64	51,844.05	306,249.45				1,435,866.14
ARP-SOLAR				3,013,100.05	764,378.11					3,777,478.16
ARP-21A DS					378,653.62					378,653.62
ARP-21B DS					706,791.79					706,791.79
ARP-SUBDBT					2.51					2.51
<b>Grand Total</b>	<b>450,000.00</b>	<b>1,796,189.00</b>	<b>94,129,591.11</b>	<b>55,903,149.86</b>	<b>30,212,521.25</b>	<b>44,996,887.25</b>	<b>36,087,226.05</b>	<b>29,046,016.11</b>	<b>35,586,092.09</b>	<b>328,207,672.72</b>
<b>% OF TOTAL</b>	<b>0.14%</b>	<b>0.55%</b>	<b>28.68%</b>	<b>17.03%</b>	<b>9.21%</b>	<b>13.71%</b>	<b>11.00%</b>	<b>8.85%</b>	<b>10.84%</b>	<b>100.00%</b>



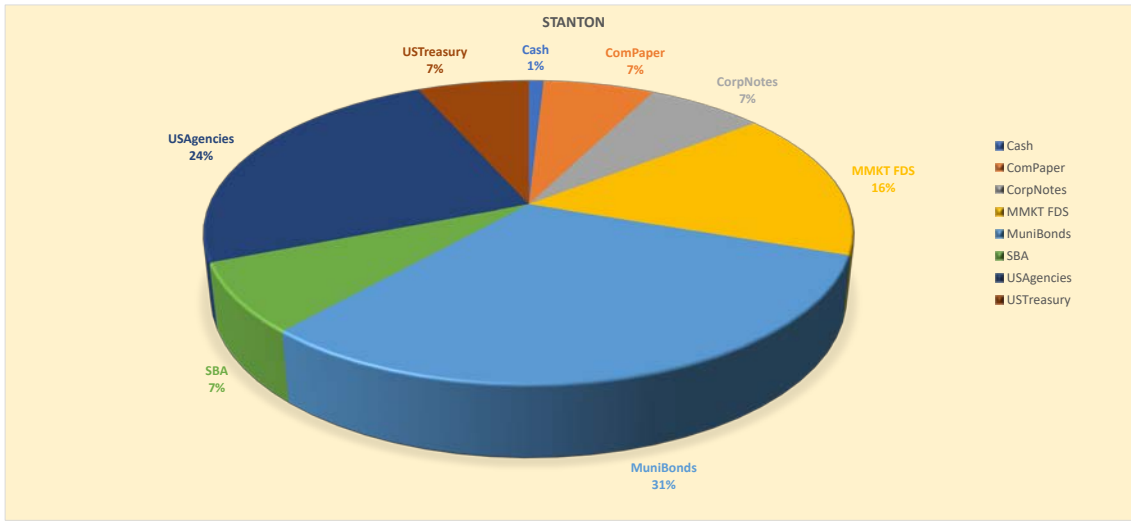
ST LUCIE										
Sum of value	Column Labels									
Row Labels	Cash	CD's	ComPaper	CorpNotes	MMKT FDS	MuniBonds	SBA	USAgencies	USTreasury	Grand Total
SL	200,000.00									200,000.00
STL-O&M		500,260.45		1,027,404.43	2,771,397.19		22,736.37		2,104,890.30	6,426,688.74
STL-R&R		500,849.19	1,699,005.65	1,115,234.57	1,795,943.56	1,572,538.20		1,790,880.85	500,074.05	8,974,526.07
STL NFS			5,499,044.80		1,926,116.14					7,425,160.94
STL-12-DSR			3,199,004.05		264,249.94					3,463,253.99
STL-DECOM			3,997,687.33			1,024,614.51		604,518.89	2,531,510.00	8,158,330.73
STL-DS10			999,890.11		1,023,729.84					2,023,619.95
STL-DS13A			799,942.01		501,997.54					1,301,939.55
STL-GEN			4,996,664.70	11,567,537.30	1,435,641.42	8,121,267.04		13,735,285.99	3,000,996.72	42,857,393.17
STL-CONT				519,227.10	806,887.46			1,002,558.33		2,328,672.89
STL-12-DS					1,226,694.28					1,226,694.28
STL-DS2011					493,877.41					493,877.41
STL-DS21A					0.01					0.01
STL-DSR11					6,021,799.22					6,021,799.22
<b>Grand Total</b>	<b>200,000.00</b>	<b>1,001,109.64</b>	<b>21,191,238.65</b>	<b>14,229,403.40</b>	<b>18,268,334.01</b>	<b>10,718,419.75</b>	<b>22,736.37</b>	<b>17,133,244.06</b>	<b>8,137,471.07</b>	<b>90,901,956.95</b>
<b>% OF TOTAL</b>	<b>0.22%</b>	<b>1.10%</b>	<b>23.31%</b>	<b>15.65%</b>	<b>20.10%</b>	<b>11.79%</b>	<b>0.03%</b>	<b>18.85%</b>	<b>8.95%</b>	<b>100.00%</b>



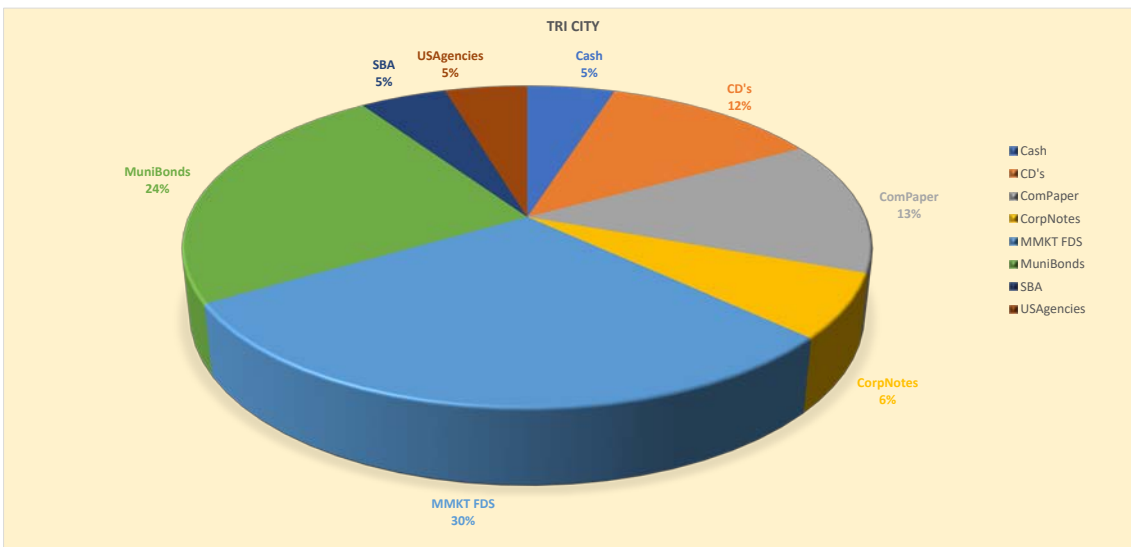
STANTON 2										
Sum of value	Column Labels									
Row Labels	Cash	CD's	ComPaper	CorpNotes	MMKT FDS	MuniBonds	SBA	USAgencies	USTreasury	Grand Total
STN2	200,000.00									200,000.00
STN2-GEN		3,353,864.83	3,997,331.76	3,298,479.36	419,444.19	13,392,738.82		2,826,350.35	2,584,246.30	29,872,455.61
STN2-O&M		500,260.45	3,499,643.62	1,010,107.84	3,797,825.88		1,092,562.67	1,003,354.98		10,903,755.44
STN2-12DS			4,649,617.48		1,324,355.12					5,973,972.60
STN2-DS17B			3,849,675.05		1,014,167.40					4,863,842.45
STN2-12DSR				4,136,238.89	96,800.46					4,233,039.35
STN2-CONT				503,658.34	626,374.47			-		1,130,032.81
STN2-R&R				821,350.23	1,090,662.25			571,317.08		2,483,329.56
STN2-DS17A					573,348.65					573,348.65
STN2-DS20					3,500.70					3,500.70
STN2-PR20					0.05					0.05
STN2-REV20					0.01					0.01
STN2-SUBDT					238,425.53					238,425.53
<b>Grand Total</b>	<b>200,000.00</b>	<b>3,854,125.28</b>	<b>15,996,267.91</b>	<b>9,769,834.66</b>	<b>9,184,904.71</b>	<b>13,392,738.82</b>	<b>1,092,562.67</b>	<b>4,401,022.41</b>	<b>2,584,246.30</b>	<b>60,475,702.76</b>
<b>% OF TOTAL</b>	<b>0.33%</b>	<b>6.37%</b>	<b>26.45%</b>	<b>16.15%</b>	<b>15.19%</b>	<b>22.15%</b>	<b>1.81%</b>	<b>7.28%</b>	<b>4.27%</b>	<b>100.00%</b>



STANTON									
Sum of value	Column Labels								
Row Labels	Cash	ComPaper	CorpNotes	MMKT FDS	MuniBonds	SBA	USAgencies	USTreasury	Grand Total
STN	200,000.00								200,000.00
STN-O&M		999,936.08		2,698,656.53		1,674,561.72	999,540.00		6,372,694.33
STN-R&R		499,707.54		561,775.70	1,172,110.01			1,500,222.14	3,733,815.39
STN-GEN			1,572,675.20	289,056.00	4,876,941.57		4,533,004.95		11,271,677.72
STN-CONT				48,741.40	1,039,102.79		-		1,087,844.19
<b>Grand Total</b>	<b>200,000.00</b>	<b>1,499,643.62</b>	<b>1,572,675.20</b>	<b>3,598,229.63</b>	<b>7,088,154.37</b>	<b>1,674,561.72</b>	<b>5,532,544.95</b>	<b>1,500,222.14</b>	<b>22,666,031.63</b>
<b>% OF TOTAL</b>	<b>0.88%</b>	<b>6.62%</b>	<b>6.94%</b>	<b>15.87%</b>	<b>31.27%</b>	<b>7.39%</b>	<b>24.41%</b>	<b>6.62%</b>	<b>100.00%</b>



TRI CITY									
Sum of value	Column Labels								
Row Labels	Cash	CD's	ComPaper	CorpNotes	MMKT FDS	MuniBonds	SBA	USAgencies	Grand Total
TC	200,000.00								200,000.00
TRI-GEN		250,280.93	299,799.88		120,618.74				670,699.55
TRI-R&R		245,449.40		261,738.84	343,410.90	250,367.96		188,655.19	1,289,622.29
TRI-CONT			249,853.77		172,055.05	727,203.38			1,149,112.20
TRI-O&M					573,938.46		197,964.26		771,902.72
<b>Grand Total</b>	<b>200,000.00</b>	<b>495,730.33</b>	<b>549,653.65</b>	<b>261,738.84</b>	<b>1,210,023.15</b>	<b>977,571.34</b>	<b>197,964.26</b>	<b>188,655.19</b>	<b>4,081,336.76</b>
<b>% OF TOTAL</b>	<b>4.90%</b>	<b>12.15%</b>	<b>13.47%</b>	<b>6.41%</b>	<b>29.65%</b>	<b>23.95%</b>	<b>4.85%</b>	<b>4.62%</b>	<b>100.00%</b>



# Investment Report

September 1, 2021

CUSIP	ContNo	Issuer	Purchase Date	Maturity Date	Coupon	Yield to Maturity	Current Par	Market Value	(Premium)/Discount	Accrued Interest	Original Cost	Days To Maturity	Duration	Convexity
<b>Agency O&amp;M</b>														
00850VDC3	125433	CP: AGRI BK CHINA NY	04/22/2021	04/12/2022	0.000	0.295	1,000,000.00	998,399.82	2,859.72	0.00	0.9971	223	0.61	0.0068
3130AKCB0	125284	FHLB	11/12/2020	10/13/2021	0.125	0.125	1,500,000.00	1,500,832.43	0.00	718.75	1.0000	42	0.11	0.0007
3133EMCG5	125270	FFCB	10/29/2020	10/08/2021	0.100	0.127	1,000,000.00	1,000,438.30	250.00	397.22	0.9998	37	0.10	0.0006
3135G05T6	125535	FNMA	07/08/2021	08/18/2023	0.350	0.291	500,000.00	501,677.49	(625.00)	63.19	1.0013	716	1.96	0.0487
377373AL9	125518	CORP: GLAXOSMITH	06/10/2021	10/01/2023	0.534	0.373	1,000,000.00	1,010,107.84	(3,690.00)	2,225.00	1.0037	760	2.07	0.0546
40588LW39	125297	CP: HALKIN FINANCE	12/08/2020	09/03/2021	0.000	0.274	1,000,000.00	999,995.34	2,017.50	0.00	0.9980	2	0.01	0.0000
742718EB1	125587	CORP: Procter & Gamb	08/26/2021	08/15/2023	3.100	0.246	1,000,000.00	1,058,972.98	(56,030.00)	1,377.78	1.0560	713	1.91	0.0482
N/A	125278	AGENCY SBA	11/05/2020	09/01/2021	0.090	0.090	2,548,720.98	2,548,720.98	0.00	204.60	1.0000	0	0.00	0.0000
VP4560000	124711	Wells Fargo	11/26/2019	09/01/2021	0.010	0.010	2,288,386.77	2,288,386.77	0.00	15.66	1.0000	0	0.00	0.0000
					<b>0.367</b>	<b>0.161</b>	<b>11,837,107.75</b>	<b>11,907,531.95</b>	<b>(55,217.78)</b>	<b>5,002.20</b>	<b>1.0047</b>	<b>182</b>	<b>0.49</b>	<b>0.0115</b>
<b>AGN Pool Summary</b>					<b>0.367</b>	<b>0.161</b>	<b>11,837,107.75</b>	<b>11,907,531.95</b>	<b>(55,217.78)</b>	<b>5,002.20</b>	<b>1.0047</b>	<b>182</b>	<b>0.49</b>	<b>0.0115</b>
<b>ALL REQUIREMENTS 2013A CONSTRUCTION</b>														
30229AWW5	125392	CP: Exxon Mobil Corp	03/12/2021	09/30/2021	0.000	0.142	1,000,000.00	999,889.77	785.56	0.00	0.9992	29	0.08	0.0005
30231GAJ1	125422	CORP: EXXON MOBIL	04/13/2021	03/06/2022	2.397	0.533	1,000,000.00	1,023,427.15	(16,660.00)	11,652.08	1.0167	186	0.51	0.0057
55607KWH5	125528	CP: MACQUARIE BANK	06/16/2021	09/17/2021	0.000	0.086	500,000.00	499,974.13	109.79	0.00	0.9998	16	0.04	0.0002
N/A	116079	Goldman Sachs M-Mkt	09/17/2013	09/01/2021	0.010	0.010	126,831.42	126,831.42	0.00	1.21	1.0000	0	0.00	0.0000
					<b>0.913</b>	<b>0.274</b>	<b>2,626,831.42</b>	<b>2,650,122.47</b>	<b>(15,764.65)</b>	<b>11,653.29</b>	<b>1.0060</b>	<b>85</b>	<b>0.23</b>	<b>0.0024</b>
<b>ALL REQUIREMENTS 2021A CONSTRUCTION</b>														
00850VDN9	125444	CP: AGRI BK CHINA NY	04/27/2021	04/22/2022	0.000	0.305	5,000,000.00	4,991,489.04	15,000.00	0.00	0.9970	233	0.64	0.0072
02088WXN5	125452	CP: ALPINE SEC LLC	04/27/2021	10/22/2021	0.000	0.203	4,919,000.00	4,917,856.83	4,864.34	0.00	0.9990	51	0.14	0.0009
2198X3DS3	125459	CP: CORP ANDINA	04/27/2021	04/26/2022	0.000	0.285	4,937,000.00	4,928,391.25	13,977.19	0.00	0.9972	237	0.65	0.0074
2284K0XN0	125445	CP: CROWN POINT CAPL	04/27/2021	10/22/2021	0.000	0.223	5,000,000.00	4,998,838.01	5,438.89	0.00	0.9989	51	0.14	0.0009
912828YK0	125457	US Treasury	04/27/2021	10/15/2022	1.375	0.112	4,000,000.00	4,076,888.26	(74,062.50)	20,887.98	1.0185	409	1.12	0.0189
91282CAR2	125455	US Treasury	04/27/2021	10/31/2022	0.125	0.125	5,000,000.00	5,002,104.82	(0.28)	2,152.78	1.0000	425	1.16	0.0196
91282CCU3	125602	US Treasury	08/31/2021	08/31/2023	0.125	0.203	6,000,000.00	5,997,116.36	9,375.00	20.83	0.9984	729	1.99	0.0502
N/A	125432	Goldman Sachs M-Mkt	04/15/2021	09/01/2021	0.010	0.010	161,765.59	161,765.59	0.00	3.02	1.0000	0	0.00	0.0000
N/A	125475	ARP 21A CONSTR SBA	04/30/2021	09/01/2021	0.090	0.090	3,830,229.67	3,830,229.67	0.00	759.08	1.0000	0	0.00	0.0000
					<b>0.186</b>	<b>0.198</b>	<b>38,847,995.26</b>	<b>38,904,679.83</b>	<b>(25,407.36)</b>	<b>23,823.69</b>	<b>1.0007</b>	<b>283</b>	<b>0.77</b>	<b>0.0143</b>

# Investment Report

September 1, 2021

<u>CUSIP</u>	<u>ContNo</u>	<u>Issuer</u>	<u>Purchase Date</u>	<u>Maturity Date</u>	<u>Coupon</u>	<u>Yield to Maturity</u>	<u>Current Par</u>	<u>Market Value</u>	<u>(Premium)/Discount</u>	<u>Accrued Interest</u>	<u>Original Cost</u>	<u>Days To Maturity</u>	<u>Duration</u>	<u>Convexity</u>
<b>ALL REQUIREMENTS 2021B SUBORDINATE BOND PROCEED</b>														
02665WDL2	125449	CORP: HONDA	04/27/2021	07/08/2025	1.200	1.022	6,500,000.00	6,743,870.67	(47,385.00)	11,483.33	1.0073	1,406	3.77	0.1651
06406RAS6	125442	CORP: BANK OF NY	04/27/2021	04/26/2024	0.500	0.487	5,000,000.00	5,051,341.13	(1,884.99)	8,680.56	1.0004	968	2.63	0.0842
10373QBJ8	125448	CORP: BP	04/27/2021	04/06/2025	3.194	1.060	5,000,000.00	5,592,628.64	(410,799.99)	64,323.61	1.0822	1,313	3.40	0.1393
127145LF5	125506	MUNI: CACHE CNTY UT	05/27/2021	06/15/2025	3.000	0.660	1,975,000.00	2,192,113.81	(184,386.00)	15,470.83	1.0934	1,383	3.60	0.1538
160357XD6	125503	MUNI: CTY CHARLESTON	05/26/2021	03/01/2025	1.250	0.520	1,255,000.00	1,299,492.42	(34,098.35)	4,139.76	1.0272	1,277	3.43	0.1386
23223PFP7	125501	MUNI: Cuyahoga Cnty	05/21/2021	12/01/2023	4.000	0.093	2,500,000.00	2,739,226.08	(238,750.00)	25,000.00	1.0955	821	2.16	0.0608
235308D75	125460	MUNI: DALLAS TX SCH	04/27/2021	08/15/2025	4.000	0.700	6,110,000.00	7,019,113.28	(852,528.30)	10,862.22	1.1395	1,444	3.71	0.1634
3133EMWH1	125451	FFCB	04/27/2021	04/21/2025	0.710	0.710	3,000,000.00	3,050,214.73	0.00	7,869.17	1.0000	1,328	3.59	0.1498
3135G05X7	125450	FNMA	04/27/2021	08/25/2025	0.375	0.692	3,000,000.00	3,002,317.61	40,470.00	187.50	0.9865	1,454	3.95	0.1784
3137EAXE3	125497	FHLMC	05/17/2021	09/23/2025	0.375	0.691	2,500,000.00	2,505,021.12	33,750.00	4,114.58	0.9865	1,483	4.03	0.1850
341271AD6	125458	MUNI: FLORIDA SBA	04/27/2021	07/01/2025	1.258	0.978	5,000,000.00	5,201,904.43	(57,150.00)	10,483.33	1.0114	1,399	3.75	0.1634
35569PFG3	125498	MUNI: FREDERICK CNTY	05/17/2021	08/01/2025	3.000	0.637	1,630,000.00	1,808,053.09	(159,560.70)	4,075.00	1.0979	1,430	3.73	0.1639
37331NAJ0	125441	CORP:GEORGIA-PAC IFIC	04/27/2021	09/30/2025	1.750	1.130	5,500,000.00	5,866,721.56	(146,841.42)	40,371.53	1.0267	1,490	3.93	0.1805
485106UW6	125461	Kansas City, MO	04/28/2021	04/01/2025	1.295	0.949	2,000,000.00	2,084,751.16	(26,600.00)	9,352.78	1.0133	1,308	3.50	0.1441
53944QWE6	125486	CP: LMA Americas	05/12/2021	09/14/2021	0.000	0.132	500,000.00	499,979.83	225.69	0.00	0.9995	13	0.04	0.0002
62455AXL6	125567	CP: Mountcliff Fund	08/12/2021	10/20/2021	0.000	0.112	2,500,000.00	2,499,451.84	527.07	0.00	0.9998	49	0.13	0.0009
68609TT81	125499	MUNI: Oregon State	05/18/2021	08/01/2025	0.803	0.666	1,300,000.00	1,328,400.40	(7,371.00)	869.92	1.0057	1,430	3.86	0.1718
74256LEE5	125440	CORP: PRINCIPAL LIFE	04/27/2021	06/23/2025	1.250	1.070	5,000,000.00	5,198,829.73	(36,450.00)	11,805.56	1.0073	1,391	3.72	0.1617
74368CAX2	125443	CORP: PROTECTIVELIFE	04/27/2021	07/15/2025	1.170	1.168	2,375,000.00	2,460,982.88	(155.61)	3,550.63	1.0001	1,413	3.79	0.1668
78015K7H1	125439	CORP: RBC	04/27/2021	06/10/2025	1.150	1.005	5,000,000.00	5,180,001.90	(29,149.99)	12,937.50	1.0058	1,378	3.70	0.1592
91282CCT6	125604	US Treasury	08/31/2021	08/15/2024	0.375	0.396	10,000,000.00	10,056,973.09	6,250.00	1,732.34	0.9994	1,079	2.94	0.1026
91417K2W0	125496	MUNI: UNIV COLORADO	05/17/2021	06/01/2025	2.347	0.650	3,690,000.00	4,000,497.01	(249,185.70)	21,651.08	1.0675	1,369	3.60	0.1533
N/A	125431	Goldman Sachs M-Mkt	04/15/2021	09/01/2021	0.010	0.010	732,008.32	732,008.32	0.00	13.39	1.0000	0	0.00	0.0000
N/A	125476	ARP 21B SUB SBA	04/30/2021	09/01/2021	0.090	0.090	15,280,900.47	15,280,900.47	0.00	1,678.65	1.0000	0	0.00	0.0000
					<b>1.288</b>	<b>0.646</b>	<b>97,347,908.79</b>	<b>101,394,795.20</b>	<b>(2,401,074.29)</b>	<b>270,653.27</b>	<b>1.0247</b>	<b>1,058</b>	<b>2.82</b>	<b>0.1176</b>
<b>ALL REQUIREMENTS CONTINGENCY</b>														
74153WCL1	125397	CORP: PRICOA GL FD	03/25/2021	09/23/2024	2.400	0.610	1,000,000.00	1,077,772.64	(61,800.00)	10,533.33	1.0618	1,118	2.94	0.1064
79642B3M3	120585	MUNI: SANWTR	06/20/2017	05/15/2023	5.000	1.390	270,000.00	306,249.45	(55,047.60)	3,975.00	1.2039	621	1.63	0.0379
VP4560000	124582	Wells Fargo	11/04/2019	09/01/2021	0.010	0.010	51,844.05	51,844.05	0.00	0.46	1.0000	0	0.00	0.0000
					<b>2.837</b>	<b>0.746</b>	<b>1,321,844.05</b>	<b>1,435,866.14</b>	<b>(116,847.60)</b>	<b>14,508.79</b>	<b>1.0884</b>	<b>973</b>	<b>2.56</b>	<b>0.0882</b>

# Investment Report

September 1, 2021

<u>CUSIP</u>	<u>ContNo</u>	<u>Issuer</u>	<u>Purchase Date</u>	<u>Maturity Date</u>	<u>Coupon</u>	<u>Yield to Maturity</u>	<u>Current Par</u>	<u>Market Value</u>	<u>(Premium)/Discount</u>	<u>Accrued Interest</u>	<u>Original Cost</u>	<u>Days To Maturity</u>	<u>Duration</u>	<u>Convexity</u>
<b>ALL REQUIREMENTS DEBT SERVICE 2015B</b>														
16537LWW7	125606	CP: CHESHAM FINANCE	08/31/2021	09/30/2021	0.000	0.140	1,900,000.00	1,899,787.80	221.67	0.00	0.9999	29	0.08	0.0005
53262QWA8	125542	CP: LIME FUNDING	07/08/2021	09/10/2021	0.000	0.103	1,000,000.00	999,991.29	177.78	0.00	0.9998	9	0.02	0.0001
53943FWN1	125508	CP: LLOYDS BANK	06/08/2021	09/22/2021	0.000	0.081	1,000,000.00	999,927.51	235.56	0.00	0.9998	21	0.06	0.0003
53944QWE6	125487	CP: LMA Americas	05/12/2021	09/14/2021	0.000	0.132	1,000,000.00	999,959.67	451.39	0.00	0.9995	13	0.04	0.0002
62455AWH6	125418	CP: Mountcliff Fund	04/12/2021	09/17/2021	0.000	0.193	3,000,000.00	2,999,844.79	2,501.67	0.00	0.9992	16	0.04	0.0002
N/A	118434	Goldman Sachs M-Mkt	01/28/2016	09/01/2021	0.010	0.010	6,256.61	6,256.61	0.00	10.01	1.0000	0	0.00	0.0000
					<b>0.000</b>	<b>0.147</b>	<b>7,906,256.61</b>	<b>7,905,767.67</b>	<b>3,588.07</b>	<b>10.01</b>	<b>0.9995</b>	<b>18</b>	<b>0.05</b>	<b>0.0003</b>
<b>ALL REQUIREMENTS DEBT SERVICE 2016A</b>														
0347M2WW2	125469	CP: Anglesea Funding	04/30/2021	09/30/2021	0.000	0.122	5,000,000.00	4,999,448.87	2,550.00	0.00	0.9995	29	0.08	0.0005
15060XWL2	125416	CP: CEDRSP	04/09/2021	09/20/2021	0.000	0.213	5,000,000.00	4,999,680.38	4,783.33	0.00	0.9990	19	0.05	0.0003
16536HWW7	125435	CP: CHESHAM FINANCE	04/22/2021	09/30/2021	0.000	0.162	5,000,000.00	4,999,448.87	3,577.80	0.00	0.9993	29	0.08	0.0005
16537LWW7	125607	CP: CHESHAM FINANCE	08/31/2021	09/30/2021	0.000	0.140	4,900,000.00	4,899,452.75	571.67	0.00	0.9999	29	0.08	0.0005
27873JWW1	125417	CP: EBURY FIN	04/09/2021	09/30/2021	0.000	0.173	5,000,000.00	4,999,448.87	4,108.35	0.00	0.9992	29	0.08	0.0005
39021UWH5	125415	CP: GREAT BRIDGE	04/09/2021	09/17/2021	0.000	0.193	5,000,000.00	4,999,741.32	4,248.61	0.00	0.9992	16	0.04	0.0002
53262QWA8	125541	CP: LIME FUNDING	07/08/2021	09/10/2021	0.000	0.103	4,900,000.00	4,899,957.33	871.12	0.00	0.9998	9	0.02	0.0001
53943FWN1	125509	CP: LLOYDS BANK	06/08/2021	09/22/2021	0.000	0.081	5,000,000.00	4,999,637.57	1,177.78	0.00	0.9998	21	0.06	0.0003
54316TWV0	125566	CP: LONGSHIP FUNDING	08/12/2021	09/29/2021	0.000	0.061	5,000,000.00	4,999,478.46	400.00	0.00	0.9999	28	0.08	0.0004
N/A	118861	Goldman Sachs M-Mkt	05/12/2016	09/01/2021	0.010	0.010	35,604.12	35,604.12	0.00	25.04	1.0000	0	0.00	0.0000
					<b>0.000</b>	<b>0.139</b>	<b>44,835,604.12</b>	<b>44,831,898.54</b>	<b>22,288.66</b>	<b>25.04</b>	<b>0.9995</b>	<b>23</b>	<b>0.06</b>	<b>0.0004</b>
<b>ALL REQUIREMENTS DEBT SERVICE 2017A</b>														
16537LWW7	125608	CP: CHESHAM FINANCE	08/31/2021	09/30/2021	0.000	0.140	1,000,000.00	999,888.32	116.67	0.00	0.9999	29	0.08	0.0005
55607KWH5	125527	CP: MACQUARIE BANK	06/16/2021	09/17/2021	0.000	0.086	400,000.00	399,979.31	87.83	0.00	0.9998	16	0.04	0.0002
N/A	120615	Goldman Sachs M-Mkt	06/30/2017	09/01/2021	0.010	0.010	54,456.50	54,456.50	0.00	7.05	1.0000	0	0.00	0.0000
					<b>0.000</b>	<b>0.120</b>	<b>1,454,456.50</b>	<b>1,454,324.13</b>	<b>204.50</b>	<b>7.05</b>	<b>0.9999</b>	<b>24</b>	<b>0.07</b>	<b>0.0004</b>
<b>ALL REQUIREMENTS DEBT SERVICE 2017B</b>														
16537LWW7	125609	CP: CHESHAM FINANCE	08/31/2021	09/30/2021	0.000	0.140	700,000.00	699,921.82	81.67	0.00	0.9999	29	0.08	0.0005
2284K0WW1	125419	CP: CROWN POINT CAPL	04/12/2021	09/30/2021	0.000	0.173	3,000,000.00	2,999,669.32	2,422.50	0.00	0.9992	29	0.08	0.0005
53944QWE6	125488	CP: LMA Americas	05/12/2021	09/14/2021	0.000	0.132	1,000,000.00	999,959.67	451.39	0.00	0.9995	13	0.04	0.0002
54316TWV0	125565	CP: LONGSHIP FUNDING	08/12/2021	09/29/2021	0.000	0.061	1,500,000.00	1,499,843.54	120.00	0.00	0.9999	28	0.08	0.0004
55607KWH5	125526	CP: MACQUARIE BANK	06/16/2021	09/17/2021	0.000	0.086	600,000.00	599,968.96	131.75	0.00	0.9998	16	0.04	0.0002
N/A	120616	Goldman Sachs M-Mkt	06/30/2017	09/01/2021	0.010	0.010	7,235.53	7,235.53	0.00	6.39	1.0000	0	0.00	0.0000
					<b>0.000</b>	<b>0.131</b>	<b>6,807,235.53</b>	<b>6,806,598.84</b>	<b>3,207.31</b>	<b>6.39</b>	<b>0.9995</b>	<b>25</b>	<b>0.07</b>	<b>0.0004</b>

# Investment Report

September 1, 2021

CUSIP	ContNo	Issuer	Purchase Date	Maturity Date	Coupon	Yield to Maturity	Current Par	Market Value	(Premium)/Discount	Accrued Interest	Original Cost	Days To Maturity	Duration	Convexity
<b>ALL REQUIREMENTS DEBT SERVICE 2018A</b>														
16537LWW7	125610	CP: CHESHAM FINANCE	08/31/2021	09/30/2021	0.000	0.140	800,000.00	799,910.65	93.32	0.00	0.9999	29	0.08	0.0005
N/A	122318	Goldman Sachs M-Mkt	07/26/2018	09/01/2021	0.010	0.010	86,498.72	86,498.72	0.00	6.40	1.0000	0	0.00	0.0000
					<b>0.001</b>	<b>0.127</b>	<b>886,498.72</b>	<b>886,409.37</b>	<b>93.32</b>	<b>6.40</b>	<b>0.9999</b>	<b>26</b>	<b>0.07</b>	<b>0.0004</b>
<b>ALL REQUIREMENTS DEBT SERVICE 2019A</b>														
16537LWW7	125611	CP: CHESHAM FINANCE	08/31/2021	09/30/2021	0.000	0.140	900,000.00	899,899.48	105.00	0.00	0.9999	29	0.08	0.0005
55607KWH5	125529	CP: MACQUARIE BANK	06/16/2021	09/17/2021	0.000	0.086	700,000.00	699,963.79	153.71	0.00	0.9998	16	0.04	0.0002
N/A	124837	Goldman Sachs M-Mkt	11/25/2019	09/01/2021	0.010	0.010	14,524.64	14,524.64	0.00	6.02	1.0000	0	0.00	0.0000
					<b>0.000</b>	<b>0.116</b>	<b>1,614,524.64</b>	<b>1,614,387.91</b>	<b>258.71</b>	<b>6.02</b>	<b>0.9998</b>	<b>23</b>	<b>0.06</b>	<b>0.0004</b>
<b>ALL REQUIREMENTS DEBT SERVICE 2019B</b>														
16536HWW7	125434	CP: CHESHAM FINANCE	04/22/2021	09/30/2021	0.000	0.162	800,000.00	799,911.82	572.45	0.00	0.9993	29	0.08	0.0005
16537LWW7	125612	CP: CHESHAM FINANCE	08/31/2021	09/30/2021	0.000	0.140	700,000.00	699,921.82	81.67	0.00	0.9999	29	0.08	0.0005
N/A	124838	Goldman Sachs M-Mkt	11/25/2019	09/01/2021	0.010	0.010	56,793.07	56,793.07	0.00	5.52	1.0000	0	0.00	0.0000
					<b>0.000</b>	<b>0.147</b>	<b>1,556,793.07</b>	<b>1,556,626.71</b>	<b>654.12</b>	<b>5.52</b>	<b>0.9996</b>	<b>28</b>	<b>0.08</b>	<b>0.0004</b>
<b>ALL REQUIREMENTS DEBT SERVICE 2021A</b>														
N/A	125470	Goldman Sachs M-Mkt	04/30/2021	09/01/2021	0.010	0.010	378,653.62	378,653.62	0.00	2.73	1.0000	0	0.00	0.0000
					<b>0.010</b>	<b>0.010</b>	<b>378,653.62</b>	<b>378,653.62</b>	<b>0.00</b>	<b>2.73</b>	<b>1.0000</b>	<b>0</b>	<b>0.00</b>	<b>0.0000</b>
<b>ALL REQUIREMENTS DEBT SERVICE 2021B</b>														
N/A	125477	Goldman Sachs M-Mkt	05/04/2021	09/01/2021	0.010	0.010	706,791.79	706,791.79	0.00	5.82	1.0000	0	0.00	0.0000
					<b>0.010</b>	<b>0.010</b>	<b>706,791.79</b>	<b>706,791.79</b>	<b>0.00</b>	<b>5.82</b>	<b>1.0000</b>	<b>0</b>	<b>0.00</b>	<b>0.0000</b>
<b>ALL REQUIREMENTS GENERAL RESERVE</b>														
064159SH0	125568	Bank of Nova Scotia	08/13/2021	11/15/2022	2.000	0.215	2,000,000.00	2,056,863.29	(44,740.00)	11,777.78	1.0224	440	1.19	0.0212
31422XCS9	125394	FAMCA	03/16/2021	06/16/2023	0.200	0.200	1,000,000.00	1,000,802.32	0.00	416.67	1.0000	653	1.78	0.0413
372348BZ4	122077	CD: GENOA	02/28/2018	02/28/2023	2.550	2.550	245,000.00	253,718.00	0.00	34.23	1.0000	545	1.47	0.0304
61334ECZ97	125271	MUNI: Montgomery	10/29/2020	04/01/2022	4.000	0.201	750,000.00	779,327.09	(40,447.50)	12,500.00	1.0539	212	0.57	0.0068
87270LBF9	121723	CD: TIAA FSB	02/23/2018	02/23/2023	2.500	2.500	245,000.00	253,572.67	0.00	151.03	1.0000	540	1.46	0.0298
89119AYC6	125561	CP: TD BANK	08/12/2021	11/12/2021	0.000	0.092	1,000,000.00	999,623.93	230.00	0.00	0.9998	72	0.20	0.0014
912828YM6	125423	US Treasury	04/15/2021	10/31/2024	1.500	0.501	1,000,000.00	1,045,903.18	(35,033.45)	5,041.67	1.0350	1,156	3.09	0.1148
VP4560000	124710	Wells Fargo	11/25/2019	09/01/2021	0.010	0.010	404,207.37	404,207.37	0.00	12.65	1.0000	0	0.00	0.0000
					<b>1.496</b>	<b>0.393</b>	<b>6,644,207.37</b>	<b>6,794,017.85</b>	<b>(119,990.95)</b>	<b>29,934.03</b>	<b>1.0181</b>	<b>479</b>	<b>1.29</b>	<b>0.0331</b>
<b>ALL REQUIREMENTS GENERAL RESERVE RPA</b>														
54316TWW0	125562	CP: LONGSHIP FUNDING	08/12/2021	09/29/2021	0.000	0.061	1,000,000.00	999,895.69	80.00	0.00	0.9999	28	0.08	0.0004
62455AXL6	125563	CP: Mountcliff Fund	08/12/2021	10/20/2021	0.000	0.112	2,000,000.00	1,999,561.47	421.67	0.00	0.9998	49	0.13	0.0009
VP4560000	124584	Wells Fargo	11/04/2019	09/01/2021	0.010	0.010	810,933.91	810,933.91	0.00	7.14	1.0000	0	0.00	0.0000
					<b>0.002</b>	<b>0.077</b>	<b>3,810,933.91</b>	<b>3,810,391.07</b>	<b>501.67</b>	<b>7.14</b>	<b>0.9999</b>	<b>33</b>	<b>0.09</b>	<b>0.0006</b>



# Investment Report

September 1, 2021

<u>CUSIP</u>	<u>ContNo</u>	<u>Issuer</u>	<u>Purchase Date</u>	<u>Maturity Date</u>	<u>Coupon</u>	<u>Yield to Maturity</u>	<u>Current Par</u>	<u>Market Value</u>	<u>(Premium)/Discount</u>	<u>Accrued Interest</u>	<u>Original Cost</u>	<u>Days To Maturity</u>	<u>Duration</u>	<u>Convexity</u>
<b>ALL REQUIREMENTS O&amp;M</b>														
02587DY85	125142	CD: American Express	10/01/2019	09/06/2022	2.400	2.000	247,000.00	250,271.49	(2,798.51)	2,907.16	1.0113	370	1.00	0.0159
05565EBU8	125582	CORP: BMW US CAPITAL	08/26/2021	08/12/2024	0.750	0.550	2,000,000.00	2,033,733.62	(11,720.00)	791.67	1.0059	1,076	2.92	0.1019
06251A2D1	125186	CD: BANK HAPOALIM	08/26/2020	08/26/2022	0.250	0.250	249,000.00	249,258.56	0.00	10.23	1.0000	359	0.98	0.0147
166764BK5	125583	CORP: CHEVRON	08/26/2021	05/16/2023	2.566	0.555	2,800,000.00	2,936,716.91	(96,348.00)	20,955.67	1.0344	622	1.67	0.0382
254673MP8	125112	CD: Discover Bank	06/26/2020	02/22/2028	3.000	3.000	245,000.00	284,617.94	0.00	181.23	1.0000	2,365	5.97	0.3993
3130A0EN6	124747	FHLB	12/12/2019	12/10/2021	2.875	1.645	3,000,000.00	3,109,091.25	(72,108.00)	19,406.25	1.0240	100	0.27	0.0022
3130AJZJ1	125184	FHLB	08/25/2020	08/25/2023	0.320	0.320	444,444.44	444,141.47	0.00	23.70	1.0000	723	1.97	0.0495
3133EMCG5	125269	FFCB	10/29/2020	10/08/2021	0.100	0.127	5,000,000.00	5,002,191.49	1,250.00	1,986.11	0.9998	37	0.10	0.0006
3135G05R0	125168	FNMA	08/11/2020	08/10/2023	0.300	0.338	2,000,000.00	1,999,080.00	2,284.00	350.00	0.9989	708	1.93	0.0477
3135G0Q89	125114	FNMA	06/26/2020	10/07/2021	1.375	1.751	1,000,000.00	1,017,075.00	4,730.00	5,500.00	0.9953	36	0.10	0.0006
31422BPC8	125467	FAMCA	04/30/2021	11/20/2023	1.720	0.270	2,000,000.00	2,076,944.21	(73,800.00)	9,651.11	1.0369	810	2.18	0.0606
404280BA6	125115	CORP: HSBC	06/26/2020	05/25/2023	3.600	1.525	500,000.00	534,715.88	(30,310.00)	4,800.00	1.0606	631	1.68	0.0390
40588LW39	125298	CP: HALKIN FINANCE	12/08/2020	09/03/2021	0.000	0.274	1,000,000.00	999,995.34	2,017.50	0.00	0.9980	2	0.01	0.0000
419792KE5	124475	MUNI: HAWAII ST GO	10/28/2019	10/01/2021	1.934	1.673	2,000,000.00	2,046,809.00	(9,780.00)	16,439.00	1.0049	30	0.08	0.0005
4913137B2	121196	MUNI: KY STATE	10/19/2017	02/01/2022	5.000	0.952	530,000.00	563,605.53	(89,835.00)	2,208.33	1.1695	153	0.42	0.0040
64952WDR1	125180	CORP: NYLIFE	08/24/2020	09/20/2022	0.400	0.303	1,000,000.00	1,004,696.39	(2,891.53)	1,788.89	1.0029	384	1.05	0.0167
68608VDV3	125401	MUNI: Oregon State	03/26/2021	05/01/2025	3.069	0.900	1,000,000.00	1,113,322.85	(87,050.00)	10,230.00	1.0871	1,338	3.47	0.1443
7417017F7	125468	MUNI: PRINCE GEORGE	04/30/2021	09/15/2023	0.700	0.240	2,750,000.00	2,788,157.15	(29,920.00)	8,876.39	1.0109	744	2.02	0.0524
8648136U9	124457	MUNI: SUFFOLKVA	10/17/2019	02/01/2023	1.937	1.859	1,000,000.00	1,037,114.17	(2,480.00)	1,614.17	1.0025	518	1.40	0.0279
9128284S6	125491	US Treasury	05/12/2021	05/31/2023	2.750	0.158	2,500,000.00	2,631,112.87	(132,372.77)	17,760.42	0.0016	637	1.70	0.0397
912828B66	123230	US Treasury	02/21/2019	02/15/2024	2.750	2.554	1,480,000.00	1,605,306.98	(13,489.47)	1,880.16	1.0091	897	2.39	0.0724
91282CCN9	125603	US Treasury	08/31/2021	07/31/2023	0.125	0.178	3,000,000.00	2,999,075.66	3,046.87	326.09	0.9990	698	1.91	0.0464
949763NT9	125110	CD: Wells Fargo	06/26/2020	02/28/2023	2.750	2.750	245,000.00	254,449.41	0.00	36.92	1.0000	545	1.46	0.0304
N/A	125279	All Req. SBA	11/05/2020	09/01/2021	0.090	0.090	16,976,095.91	16,976,095.91	0.00	1,239.92	1.0000	0	0.00	0.0000
VP4560000	124611	Wells Fargo	11/21/2019	09/01/2021	0.010	0.010	24,511,310.40	24,511,310.40	0.00	118.65	1.0000	0	0.00	0.0000
					<b>0.699</b>	<b>0.366</b>	<b>77,477,850.75</b>	<b>78,468,889.48</b>	<b>(641,574.91)</b>	<b>129,082.07</b>	<b>0.9744</b>	<b>238</b>	<b>0.64</b>	<b>0.0177</b>

# Investment Report

September 1, 2021

<u>CUSIP</u>	<u>ContNo</u>	<u>Issuer</u>	<u>Purchase Date</u>	<u>Maturity Date</u>	<u>Coupon</u>	<u>Yield to Maturity</u>	<u>Current Par</u>	<u>Market Value</u>	<u>(Premium)/Discount</u>	<u>Accrued Interest</u>	<u>Original Cost</u>	<u>Days To Maturity</u>	<u>Duration</u>	<u>Convexity</u>
<b>ALL REQUIREMENTS RENEWAL &amp; REPLACEMENT</b>														
037833BY5	125408	CORP: APPLE INC	03/30/2021	02/23/2026	3.250	1.233	1,500,000.00	1,696,428.99	(143,370.00)	1,083.33	1.0956	1,636	4.22	0.2071
05580AZJ6	125428	CD: BMW NA	04/16/2021	04/17/2023	0.200	0.200	250,000.00	250,300.93	0.00	189.04	1.0000	593	1.62	0.0349
283770NU5	125405	MUNI: EL PASO SCHOOL	03/29/2021	08/15/2026	5.000	0.996	1,500,000.00	1,847,724.79	(313,680.00)	3,333.33	1.2091	1,809	4.50	0.2360
3130A3KM5	121512	FHLB	12/29/2017	12/09/2022	2.500	2.265	1,000,000.00	1,053,352.70	(10,920.00)	5,737.70	1.0109	464	1.25	0.0233
3130AKCB0	125285	FHLB	11/12/2020	10/13/2021	0.125	0.125	1,000,000.00	1,000,554.95	0.00	479.17	1.0000	42	0.11	0.0007
3133EAG77	121753	FFCB	03/05/2018	08/07/2034	3.150	3.280	1,500,000.00	1,779,937.50	24,645.00	3,150.00	0.9836	4,723	11.00	1.2898
3134GXJF2	125318	FHLMC	12/30/2020	12/30/2022	0.200	0.200	1,000,000.00	1,000,866.32	0.00	338.89	1.0000	485	1.33	0.0246
31422XFN7	125473	FAMCA	05/03/2021	05/03/2024	0.350	0.350	1,000,000.00	1,004,425.44	0.00	1,147.22	1.0000	975	2.66	0.0853
404280BJ7	125412	CORP: HSBC	04/01/2021	03/13/2023	3.262	1.913	1,000,000.00	1,063,074.33	(25,690.00)	15,222.67	1.0257	558	1.48	0.0318
46849LTE1	123945	CORP: JACKSON NTL	06/28/2019	02/01/2022	3.300	2.278	600,000.00	609,864.86	(15,306.00)	1,705.00	1.0255	153	0.42	0.0039
46849LTM3	125380	CORP: JACKSON NTL	02/19/2021	09/15/2022	2.375	0.199	500,000.00	517,458.70	(16,981.96)	5,607.64	1.0340	379	1.02	0.0168
59217GEE5	125363	CORP: METLIFE	01/29/2021	01/13/2023	1.950	0.260	700,000.00	719,183.11	(23,058.00)	1,820.00	1.0329	499	1.35	0.0261
606822AL8	125329	CORP: MUFG	01/11/2021	02/22/2022	2.998	0.234	1,500,000.00	1,521,737.43	(46,094.99)	1,124.25	1.0307	174	0.48	0.0047
64971XEK0	125399	MUNI: NYC Trans Fin	03/25/2021	08/01/2026	3.430	1.110	1,500,000.00	1,731,419.10	(180,225.00)	4,287.50	1.1202	1,795	4.59	0.2426
64971XEK0	125403	MUNI: NYC Trans Fin	03/29/2021	08/01/2026	3.430	1.106	1,500,000.00	1,731,419.10	(180,225.00)	4,287.50	1.1202	1,795	4.59	0.2426
882724RB5	125406	MUNI: TEXAS ST	03/29/2021	10/01/2026	5.000	0.964	2,000,000.00	2,511,615.49	(431,860.00)	41,666.67	1.2159	1,856	4.54	0.2407
902273WX5	121455	MUNI: TYLER	12/08/2017	02/15/2026	5.000	1.870	700,000.00	866,571.85	(165,564.00)	1,616.85	1.2365	1,628	4.09	0.1976
9128284S6	125489	US Treasury	05/12/2021	05/31/2023	2.750	0.158	1,000,000.00	1,052,445.15	(52,949.11)	7,104.17	0.0016	637	1.70	0.0397
91282CBD2	125340	US Treasury	01/21/2021	12/31/2022	0.125	0.131	750,000.00	750,111.07	88.20	164.06	0.9999	486	1.34	0.0249
912833LJ7	120129	US Treasury	03/31/2014	08/15/2022	0.000	2.661	370,000.00	369,054.65	73,507.90	0.00	0.8013	348	0.95	0.0135
VP4560000	124585	Wells Fargo	11/04/2019	09/01/2021	0.010	0.010	1,302,424.97	1,302,424.97	0.00	5.54	1.0000	0	0.00	0.0000
					<b>2.673</b>	<b>1.036</b>	<b>22,172,424.97</b>	<b>24,379,971.43</b>	<b>(1,507,682.96)</b>	<b>100,070.53</b>	<b>1.0206</b>	<b>1,226</b>	<b>3.07</b>	<b>0.1903</b>
<b>ALL REQUIREMENTS SOLAR O&amp;M</b>														
46849LTK7	125524	CORP: JACKSON NTL	06/10/2021	06/21/2024	2.650	0.844	930,000.00	998,973.37	(50,149.27)	4,792.08	1.0539	1,024	2.71	0.0911
89236THF5	125569	CORP: Toyota Motor	08/13/2021	08/14/2023	0.500	0.341	2,000,000.00	2,014,126.68	(6,340.00)	472.22	1.0032	712	1.94	0.0483
VP4560000	125040	Wells Fargo	04/27/2020	09/01/2021	0.010	0.010	764,378.11	764,378.11	0.00	10.71	1.0000	0	0.00	0.0000
					<b>0.940</b>	<b>0.399</b>	<b>3,694,378.11</b>	<b>3,777,478.16</b>	<b>(56,489.27)</b>	<b>5,275.01</b>	<b>1.0153</b>	<b>643</b>	<b>1.73</b>	<b>0.0491</b>
<b>ALL REQUIREMENTS SUBORDINATE DEBT</b>														
N/A	125086	Goldman Sachs M-Mkt	05/29/2020	09/01/2021	0.010	0.010	2.51	2.51	0.00	0.00	1.0000	0	0.00	0.0000
					<b>0.010</b>	<b>0.010</b>	<b>2.51</b>	<b>2.51</b>	<b>0.00</b>	<b>0.00</b>	<b>1.0000</b>	<b>0</b>	<b>0.00</b>	<b>0.0000</b>
		<b>ARP Pool Summary</b>			<b>0.830</b>	<b>0.428</b>	<b>320,091,191.74</b>	<b>327,757,672.72</b>	<b>(4,854,035.63)</b>	<b>585,082.80</b>	<b>1.0037</b>	<b>526</b>	<b>1.39</b>	<b>0.0567</b>
<b>Bushnell Rate Stabilization Fund</b>														
912828ZA1	125370	US Treasury	02/18/2021	02/28/2022	1.125	0.063	100,000.00	100,511.24	(1,078.30)	3.11	1.0108	180	0.49	0.0049
VP4560000	124580	Wells Fargo	11/04/2019	09/01/2021	0.010	0.010	52,541.43	52,541.43	0.00	0.46	1.0000	0	0.00	0.0000
					<b>0.741</b>	<b>0.045</b>	<b>152,541.43</b>	<b>153,052.67</b>	<b>(1,078.30)</b>	<b>3.57</b>	<b>1.0071</b>	<b>118</b>	<b>0.32</b>	<b>0.0032</b>
		<b>BUSH Pool Summary</b>			<b>0.741</b>	<b>0.045</b>	<b>152,541.43</b>	<b>153,052.67</b>	<b>(1,078.30)</b>	<b>3.57</b>	<b>1.0071</b>	<b>118</b>	<b>0.32</b>	<b>0.0032</b>
<b>FMPA Pool Loan Working Capital</b>														
VP4560000	124586	Wells Fargo	11/04/2019	09/01/2021	0.010	0.010	61,581.28	61,581.28	0.00	0.60	1.0000	0	0.00	0.0000
					<b>0.010</b>	<b>0.010</b>	<b>61,581.28</b>	<b>61,581.28</b>	<b>0.00</b>	<b>0.60</b>	<b>1.0000</b>	<b>0</b>	<b>0.00</b>	<b>0.0000</b>

# Investment Report

September 1, 2021

CUSIP	ContNo	Issuer	Purchase Date	Maturity Date	Coupon	Yield to Maturity	Current Par	Market Value	(Premium)/Discount	Accrued Interest	Original Cost	Days To Maturity	Duration	Convexity
<b>FMPA Pool Summary</b>					<b>0.010</b>	<b>0.010</b>	<b>61,581.28</b>	<b>61,581.28</b>	<b>0.00</b>	<b>0.60</b>	<b>1.0000</b>	<b>0</b>	<b>0.00</b>	<b>0.0000</b>
<b>FMPA PL HOMESTEAD PROJECT FUND 2021</b>														
27873KB19	125613	CP: EBURY FIN	08/31/2021	02/01/2022	0.000	0.122	1,000,000.00	999,019.74	513.33	0.00	0.9995	153	0.42	0.0038
80285PY14	125546	SANTANDER	07/15/2021	11/01/2021	0.000	0.123	1,300,000.00	1,299,904.05	472.33	0.00	0.9996	61	0.17	0.0011
89114QCD8	125547	CORP: TD BANK	07/16/2021	12/01/2022	1.900	0.210	260,000.00	266,983.38	(6,029.40)	1,235.00	1.0232	456	1.23	0.0225
912828ZM5	125615	US Treasury	08/31/2021	04/30/2022	0.125	0.036	1,000,000.00	1,000,527.10	(585.93)	417.81	1.0006	241	0.66	0.0079
961214DQ3	125548	CORP: WESTPAC BANKING	07/16/2021	06/28/2022	2.500	0.140	825,000.00	844,827.57	(18,477.42)	3,609.38	1.0224	300	0.82	0.0113
N/A	125532	Goldman Sachs M-Mkt	06/28/2021	09/01/2021	0.010	0.010	1,951,769.07	1,951,769.07	0.00	34.58	1.0000	0	0.00	0.0000
					<b>0.426</b>	<b>0.080</b>	<b>6,336,769.07</b>	<b>6,363,030.91</b>	<b>(24,107.09)</b>	<b>5,296.77</b>	<b>1.0038</b>	<b>132</b>	<b>0.36</b>	<b>0.0045</b>
<b>HMST Pool Summary</b>					<b>0.426</b>	<b>0.080</b>	<b>6,336,769.07</b>	<b>6,363,030.91</b>	<b>(24,107.09)</b>	<b>5,296.77</b>	<b>1.0038</b>	<b>132</b>	<b>0.36</b>	<b>0.0045</b>
<b>Kissimmee Rate Stabilization Fund</b>														
VP4560000	124581	Wells Fargo	11/04/2019	09/01/2021	0.010	0.010	161.02	161.02	0.00	0.88	1.0000	0	0.00	0.0000
					<b>0.010</b>	<b>0.010</b>	<b>161.02</b>	<b>161.02</b>	<b>0.00</b>	<b>0.88</b>	<b>1.0000</b>	<b>0</b>	<b>0.00</b>	<b>0.0000</b>
<b>KUA Pool Summary</b>					<b>0.010</b>	<b>0.010</b>	<b>161.02</b>	<b>161.02</b>	<b>0.00</b>	<b>0.88</b>	<b>1.0000</b>	<b>0</b>	<b>0.00</b>	<b>0.0000</b>
<b>FMPA PL BUSHNELL Debt Service</b>														
N/A	124748	Goldman Sachs M-Mkt	12/10/2019	09/01/2021	0.010	0.010	0.73	0.73	0.00	0.00	1.0000	0	0.00	0.0000
					<b>0.010</b>	<b>0.010</b>	<b>0.73</b>	<b>0.73</b>	<b>0.00</b>	<b>0.00</b>	<b>1.0000</b>	<b>0</b>	<b>0.00</b>	<b>0.0000</b>
<b>POOL Pool Summary</b>					<b>0.010</b>	<b>0.010</b>	<b>0.73</b>	<b>0.73</b>	<b>0.00</b>	<b>0.00</b>	<b>1.0000</b>	<b>0</b>	<b>0.00</b>	<b>0.0000</b>
<b>St Lucie Contingency</b>														
3133ELXW9	125036	FFCB	04/29/2020	04/27/2022	0.300	0.305	1,000,000.00	1,002,558.33	100.00	1,033.33	0.9999	238	0.65	0.0077
6944PL2B4	125378	CORP: PACIFIC LIFE	02/19/2021	06/24/2025	1.200	0.849	500,000.00	519,227.10	(7,450.00)	1,150.00	1.0149	1,392	3.73	0.1620
VP4560000	124587	Wells Fargo	11/04/2019	09/01/2021	0.010	0.010	806,887.46	806,887.46	0.00	7.17	1.0000	0	0.00	0.0000
					<b>0.394</b>	<b>0.320</b>	<b>2,306,887.46</b>	<b>2,328,672.89</b>	<b>(7,350.00)</b>	<b>2,190.50</b>	<b>1.0032</b>	<b>405</b>	<b>1.09</b>	<b>0.0385</b>
<b>St Lucie Debt Service 2010</b>														
45581BWW3	125426	CP: ICBC/NEW YORK	04/15/2021	09/30/2021	0.000	0.204	1,000,000.00	999,890.11	933.33	0.00	0.9991	29	0.08	0.0005
X9X9USDADM1	123466	MORGAN STANLEY LIQ	03/05/2019	09/01/2021	0.030	0.030	1,023,729.84	1,023,729.84	0.00	23.41	1.0000	0	0.00	0.0000
					<b>0.015</b>	<b>0.116</b>	<b>2,023,729.84</b>	<b>2,023,619.95</b>	<b>933.33</b>	<b>23.41</b>	<b>0.9995</b>	<b>14</b>	<b>0.04</b>	<b>0.0002</b>
<b>St Lucie Debt Service 2011</b>														
X9X9USDADM1	123471	MORGAN STANLEY LIQ	03/05/2019	09/01/2021	0.030	0.030	493,877.41	493,877.41	0.00	11.11	1.0000	0	0.00	0.0000
					<b>0.030</b>	<b>0.030</b>	<b>493,877.41</b>	<b>493,877.41</b>	<b>0.00</b>	<b>11.11</b>	<b>1.0000</b>	<b>0</b>	<b>0.00</b>	<b>0.0000</b>
<b>St Lucie Debt Service 2012A</b>														
X9X9USDADM1	123467	MORGAN STANLEY LIQ	03/05/2019	09/01/2021	0.030	0.030	1,226,694.28	1,226,694.28	0.00	27.60	1.0000	0	0.00	0.0000
					<b>0.030</b>	<b>0.030</b>	<b>1,226,694.28</b>	<b>1,226,694.28</b>	<b>0.00</b>	<b>27.60</b>	<b>1.0000</b>	<b>0</b>	<b>0.00</b>	<b>0.0000</b>

# Investment Report

September 1, 2021

<u>CUSIP</u>	<u>ContNo</u>	<u>Issuer</u>	<u>Purchase Date</u>	<u>Maturity Date</u>	<u>Coupon</u>	<u>Yield to Maturity</u>	<u>Current Par</u>	<u>Market Value</u>	<u>(Premium)/Discount</u>	<u>Accrued Interest</u>	<u>Original Cost</u>	<u>Days To Maturity</u>	<u>Duration</u>	<u>Convexity</u>
<b>St Lucie Debt Service 2013A</b>														
53943FWN1	125510	CP: LLOYDS BANK	06/08/2021	09/22/2021	0.000	0.081	800,000.00	799,942.01	188.44	0.00	0.9998	21	0.06	0.0003
X9X9USDADM1	123469	MORGAN STANLEY LIQ	03/05/2019	09/01/2021	0.030	0.030	501,997.54	501,997.54	0.00	10.70	1.0000	0	0.00	0.0000
					<b>0.012</b>	<b>0.061</b>	<b>1,301,997.54</b>	<b>1,301,939.55</b>	<b>188.44</b>	<b>10.70</b>	<b>0.9999</b>	<b>13</b>	<b>0.04</b>	<b>0.0002</b>
<b>ST LUCIE DEBT SERVICE 2021A</b>														
X9X9USDADM1	125588	MORGAN STANLEY LIQ	08/24/2021	09/01/2021	0.030	0.030	0.01	0.01	0.00	0.00	1.0000	0	0.00	0.0000
					<b>0.030</b>	<b>0.030</b>	<b>0.01</b>	<b>0.01</b>	<b>0.00</b>	<b>0.00</b>	<b>1.0000</b>	<b>0</b>	<b>0.00</b>	<b>0.0000</b>
<b>St Lucie Debt Service Res. 2011AB</b>														
X9X9USDADM1	123470	MORGAN STANLEY LIQ	03/05/2019	09/01/2021	0.030	0.030	6,021,799.22	6,021,799.22	0.00	78.92	1.0000	0	0.00	0.0000
					<b>0.030</b>	<b>0.030</b>	<b>6,021,799.22</b>	<b>6,021,799.22</b>	<b>0.00</b>	<b>78.92</b>	<b>1.0000</b>	<b>0</b>	<b>0.00</b>	<b>0.0000</b>
<b>St Lucie Debt Service Reserve 2012</b>														
05990CZ72	125312	CP: BCI MIAMI	12/09/2020	12/07/2021	0.000	0.438	1,700,000.00	1,699,017.11	7,370.92	0.00	0.9957	97	0.27	0.0020
53262QWA8	125543	CP: LIME FUNDING	07/08/2021	09/10/2021	0.000	0.103	1,500,000.00	1,499,986.94	266.67	0.00	0.9998	9	0.02	0.0001
X9X9USDADM1	123468	MORGAN STANLEY LIQ	03/05/2019	09/01/2021	0.030	0.030	264,249.94	264,249.94	0.00	7.05	1.0000	0	0.00	0.0000
					<b>0.002</b>	<b>0.262</b>	<b>3,464,249.94</b>	<b>3,463,253.99</b>	<b>7,637.59</b>	<b>7.05</b>	<b>0.9978</b>	<b>51</b>	<b>0.14</b>	<b>0.0011</b>
<b>St Lucie Decommissioning</b>														
05990CZ72	125311	CP: BCI MIAMI	12/09/2020	12/07/2021	0.000	0.438	4,000,000.00	3,997,687.33	17,343.33	0.00	0.9957	97	0.27	0.0020
3133X8L34	109995	FHLB	07/28/2010	09/09/2024	5.365	3.850	500,000.00	604,518.89	(81,857.15)	12,816.39	1.1637	1,104	2.78	0.0985
646080SZ5	125255	NJ HGR ED	10/20/2020	12/01/2021	5.000	0.401	1,000,000.00	1,024,614.51	(51,060.00)	12,500.00	1.0511	91	0.25	0.0019
912828B66	116602	US Treasury	02/28/2014	02/15/2024	2.750	2.640	400,000.00	433,866.75	(3,828.12)	508.15	1.0096	897	2.39	0.0724
912833LQ1	116678	US Treasury	03/31/2014	02/15/2024	0.000	2.876	2,115,000.00	2,097,643.25	519,380.55	0.00	0.7544	897	2.46	0.0702
X9X9USDADM1	123464	MORGAN STANLEY LIQ	03/06/2019	09/01/2021	0.030	0.030	90,848,611.31	90,848,611.31	0.00	1,279.97	1.0000	0	0.00	0.0000
					<b>0.116</b>	<b>0.141</b>	<b>98,863,611.31</b>	<b>99,006,942.04</b>	<b>399,978.61</b>	<b>27,104.51</b>	<b>0.9960</b>	<b>33</b>	<b>0.09</b>	<b>0.0024</b>

# Investment Report

September 1, 2021

<u>CUSIP</u>	<u>ContNo</u>	<u>Issuer</u>	<u>Purchase Date</u>	<u>Maturity Date</u>	<u>Coupon</u>	<u>Yield to Maturity</u>	<u>Current Par</u>	<u>Market Value</u>	<u>(Premium)/Discount</u>	<u>Accrued Interest</u>	<u>Original Cost</u>	<u>Days To Maturity</u>	<u>Duration</u>	<u>Convexity</u>
<b>St Lucie General Reserve</b>														
05914GAC2	125396	MUNI: BALTIMORE CNTY	03/22/2021	08/01/2023	0.240	0.216	1,000,000.00	1,001,471.84	(570.00)	200.00	1.0006	699	1.91	0.0466
06406FAC7	122918	CORP: Bank of NY	12/21/2018	05/04/2026	2.800	3.670	2,000,000.00	2,246,614.52	111,512.24	18,200.00	0.9442	1,706	4.39	0.2236
09247XAJ0	125420	CORP: BLACKROCK	04/13/2021	06/01/2022	3.375	0.141	1,500,000.00	1,549,329.51	(54,915.00)	12,656.25	1.0366	273	0.74	0.0098
16536HXL8	125576	CP: CHESHAM FINANCE	08/20/2021	12/20/2021	0.000	0.122	5,000,000.00	4,996,664.70	2,033.33	0.00	0.9996	110	0.30	0.0024
3130AF5B9	125240	FHLB	10/14/2020	10/12/2021	3.000	0.125	4,000,000.00	4,155,033.33	(114,240.00)	46,333.33	1.0286	41	0.11	0.0007
3132XOL33	124992	FAMCA	03/30/2020	02/21/2023	2.770	0.783	500,000.00	529,689.72	(28,350.00)	384.72	1.0567	538	1.45	0.0298
313378JP7	125351	FHLB	01/20/2021	09/10/2021	2.375	1.345	1,750,000.00	1,782,245.94	(32,197.57)	19,742.19	1.0184	9	0.02	0.0001
3133EHVV1	122914	FFCB	12/20/2018	09/01/2026	2.400	2.991	2,000,000.00	2,187,300.00	80,720.00	24,000.00	0.9596	1,826	4.70	0.2539
3133EJ5P0	123117	FFCB	01/24/2019	01/18/2022	2.600	2.662	2,500,000.00	2,580,263.89	4,400.00	7,763.89	0.9982	139	0.38	0.0034
3134GXBC7	125288	FHLMC	11/18/2020	11/18/2022	0.180	0.180	1,500,000.00	1,501,213.11	0.00	772.50	1.0000	443	1.21	0.0211
3135G05R0	125169	FNMA	08/11/2020	08/10/2023	0.300	0.338	1,000,000.00	999,540.00	1,142.00	175.00	0.9989	708	1.93	0.0477
387883YY1	125021	MUNI Grant Cnty Util	04/20/2020	01/01/2023	1.544	1.001	1,050,000.00	1,076,825.75	(15,151.50)	2,702.00	1.0144	487	1.33	0.0252
404280BA6	124986	CORP: HSBC	03/11/2020	05/25/2023	3.600	1.650	1,000,000.00	1,069,431.74	(60,620.00)	9,600.00	1.0606	631	1.68	0.0390
492674PN0	124980	Muni: Kettering, OH	03/10/2020	12/01/2023	2.000	0.859	280,000.00	294,687.40	(11,691.56)	1,400.00	1.0418	821	2.20	0.0621
59217GEE5	125360	CORP: METLIFE	01/29/2021	01/13/2023	1.950	0.260	1,000,000.00	1,027,404.43	(32,940.00)	2,600.00	1.0329	499	1.35	0.0261
606822AU8	124983	CORP: Mitsubishi UFG	03/10/2020	03/02/2025	3.777	1.625	1,000,000.00	1,142,338.73	(102,520.00)	18,780.08	1.1025	1,278	3.27	0.1307
61334ECZ97	125274	MUNI: Montgomery	10/29/2020	04/01/2022	4.000	0.201	1,000,000.00	1,039,102.79	(53,930.00)	16,666.67	1.0539	212	0.57	0.0068
613741KM8	125018	MUNI: Montgomery	04/20/2020	06/01/2022	1.941	1.061	1,000,000.00	1,029,932.50	(18,350.00)	4,852.50	1.0184	273	0.74	0.0098
64972CZ63	124988	MUNI:NYC HSG DEV	03/25/2020	05/01/2023	3.121	2.500	500,000.00	531,659.17	(9,195.00)	5,201.67	1.0184	607	1.62	0.0365
720424D64	125494	MUNI: PIERCE CNTY SC	05/13/2021	12/01/2024	0.681	0.435	1,000,000.00	1,016,734.26	(8,120.00)	1,702.50	1.0081	1,187	3.22	0.1222
89236THF5	125570	CORP: Toyota Motor	08/13/2021	08/14/2023	0.500	0.341	2,000,000.00	2,014,126.68	(6,340.00)	472.22	1.0032	712	1.94	0.0483
89236THU2	125331	CORP: Toyota Motor	01/11/2021	01/11/2024	0.450	0.373	2,500,000.00	2,518,291.69	(5,750.00)	1,562.50	1.0023	862	2.35	0.0682
91282CBU4	125564	US Treasury	08/12/2021	03/31/2023	0.125	0.171	3,000,000.00	3,000,996.72	2,228.62	1,572.92	0.9993	576	1.58	0.0331
92818NGL6	124604	MUNI: VA STATE	11/20/2019	11/01/2024	2.200	2.101	2,000,000.00	2,130,853.33	(9,260.00)	15,033.33	1.0046	1,157	3.06	0.1134
VP4560000	124588	Wells Fargo	11/04/2019	09/01/2021	0.010	0.010	1,435,641.42	1,435,641.42	0.00	16.39	1.0000	0	0.00	0.0000
					<b>1.612</b>	<b>0.939</b>	<b>41,515,641.42</b>	<b>42,857,393.17</b>	<b>(362,104.44)</b>	<b>212,390.66</b>	<b>1.0087</b>	<b>569</b>	<b>1.51</b>	<b>0.0512</b>
<b>ST LUCIE NUCLEAR FUEL STABILIZATION</b>														
40588LY52	125605	CP: HALKIN FINANCE	08/31/2021	11/05/2021	0.000	0.091	2,000,000.00	1,999,345.90	330.00	0.00	0.9998	65	0.18	0.0012
46221LLVV7	125581	CP: IONIC CAPL	08/25/2021	09/29/2021	0.000	0.102	2,500,000.00	2,499,739.23	243.05	0.00	0.9999	28	0.08	0.0004
53944QWE6	125485	CP: LMA Americas	05/12/2021	09/14/2021	0.000	0.132	1,000,000.00	999,959.67	451.39	0.00	0.9995	13	0.04	0.0002
VP4560000	124589	Wells Fargo	11/04/2019	09/01/2021	0.010	0.010	1,926,116.14	1,926,116.14	0.00	26.10	1.0000	0	0.00	0.0000
					<b>0.003</b>	<b>0.079</b>	<b>7,426,116.14</b>	<b>7,425,160.94</b>	<b>1,024.44</b>	<b>26.10</b>	<b>0.9999</b>	<b>29</b>	<b>0.08</b>	<b>0.0005</b>
<b>St Lucie O&amp;M</b>														
32110YQQ1	125211	CD: First Natl Bk Am	09/17/2020	09/17/2021	0.100	0.100	250,000.00	250,017.40	0.00	10.27	1.0000	16	0.04	0.0002
59217GEE5	125357	CORP: METLIFE	01/29/2021	01/13/2023	1.950	0.260	1,000,000.00	1,027,404.43	(32,940.00)	2,600.00	1.0329	499	1.35	0.0261
59740JZK8	125214	CD: MIDFIRST BANK	09/23/2020	09/23/2021	0.100	0.100	250,000.00	250,243.05	0.00	234.93	1.0000	22	0.06	0.0003
9128284S6	125490	US Treasury	05/12/2021	05/31/2023	2.750	0.158	2,000,000.00	2,104,890.30	(105,898.22)	14,208.33	0.0016	637	1.70	0.0397
N/A	125280	ST LUCIE SBA	11/05/2020	09/01/2021	0.090	0.090	22,736.37	22,736.37	0.00	93.61	1.0000	0	0.00	0.0000
VP4560000	124612	Wells Fargo	11/21/2019	09/01/2021	0.010	0.010	2,771,397.19	2,771,397.19	0.00	10.64	1.0000	0	0.00	0.0000
					<b>1.196</b>	<b>0.104</b>	<b>6,294,133.56</b>	<b>6,426,688.74</b>	<b>(138,838.22)</b>	<b>17,157.78</b>	<b>0.6880</b>	<b>283</b>	<b>0.76</b>	<b>0.0168</b>

# Investment Report

September 1, 2021

<u>CUSIP</u>	<u>ContNo</u>	<u>Issuer</u>	<u>Purchase Date</u>	<u>Maturity Date</u>	<u>Coupon</u>	<u>Yield to Maturity</u>	<u>Current Par</u>	<u>Market Value</u>	<u>(Premium)/Discount</u>	<u>Accrued Interest</u>	<u>Original Cost</u>	<u>Days To Maturity</u>	<u>Duration</u>	<u>Convexity</u>
<b>St Lucie R&amp;R</b>														
05571BZ89	125303	CP: BCPE	12/09/2020	12/08/2021	0.000	0.320	1,700,000.00	1,699,005.65	5,414.50	0.00	0.9968	98	0.27	0.0021
05580AZL1	125438	CD: BMW NA	04/23/2021	10/23/2023	0.300	0.300	250,000.00	250,827.90	0.00	269.18	1.0000	782	2.13	0.0572
19464VEB2	125514	MUNI: COLLIER CNTY	06/09/2021	10/01/2024	2.000	0.500	1,000,000.00	1,063,447.37	(49,190.00)	8,333.33	1.0492	1,126	2.98	0.1084
20775CMH4	121805	MUNI: CONN HFA	03/09/2018	05/15/2022	1.950	2.370	500,000.00	509,090.83	8,325.00	2,870.83	0.9834	256	0.70	0.0089
3130A3KM5	121508	FHLB	12/28/2017	12/09/2022	2.500	2.265	750,000.00	790,014.53	(8,190.00)	4,303.28	1.0109	464	1.25	0.0233
3134GXJF2	125319	FHLMC	12/30/2020	12/30/2022	0.200	0.200	1,000,000.00	1,000,866.32	0.00	338.89	1.0000	485	1.33	0.0246
38149MVV2	125478	CD: GOLDMAN SACHS	05/05/2021	05/05/2023	0.150	0.150	250,000.00	250,021.29	0.00	122.26	1.0000	611	1.67	0.0367
46849LTK7	125523	CORP: JACKSON NTL	06/10/2021	06/21/2024	2.650	0.844	560,000.00	601,532.35	(30,197.41)	2,885.56	1.0539	1,024	2.71	0.0911
59217GEE5	125359	CORP: METLIFE	01/29/2021	01/13/2023	1.950	0.260	500,000.00	513,702.22	(16,470.00)	1,300.00	1.0329	499	1.35	0.0261
91282CBD2	125342	US Treasury	01/21/2021	12/31/2022	0.125	0.131	500,000.00	500,074.05	58.79	109.38	0.9999	486	1.34	0.0249
VP4560000	124590	Wells Fargo	11/04/2019	09/01/2021	0.010	0.010	1,795,943.56	1,795,943.56	0.00	9.56	1.0000	0	0.00	0.0000
					<b>0.875</b>	<b>0.560</b>	<b>8,805,943.56</b>	<b>8,974,526.07</b>	<b>(90,249.12)</b>	<b>20,542.27</b>	<b>1.0102</b>	<b>417</b>	<b>1.12</b>	<b>0.0293</b>
<b>STL Pool Summary</b>					<b>0.528</b>	<b>0.341</b>	<b>179,744,681.69</b>	<b>181,550,568.26</b>	<b>(188,779.37)</b>	<b>279,570.61</b>	<b>0.9894</b>	<b>188</b>	<b>0.50</b>	<b>0.0157</b>
<b>Stanton Contingency</b>														
61334ECZ97	125273	MUNI: Montgomery	10/29/2020	04/01/2022	4.000	0.201	1,000,000.00	1,039,102.79	(53,930.00)	16,666.67	1.0539	212	0.57	0.0068
VP4560000	124591	Wells Fargo	11/04/2019	09/01/2021	0.010	0.010	48,741.40	48,741.40	0.00	0.44	1.0000	0	0.00	0.0000
					<b>3.815</b>	<b>0.192</b>	<b>1,048,741.40</b>	<b>1,087,844.19</b>	<b>(53,930.00)</b>	<b>16,667.11</b>	<b>1.0514</b>	<b>202</b>	<b>0.54</b>	<b>0.0065</b>
<b>Stanton General Reserve</b>														
3130AKCB0	125234	FHLB	10/13/2020	10/13/2021	0.125	0.125	500,000.00	500,277.48	0.00	239.58	1.0000	42	0.11	0.0007
313378JP7	124281	FHLB	09/20/2019	09/10/2021	2.375	1.767	1,000,000.00	1,030,301.25	(11,730.00)	11,281.25	1.0117	9	0.02	0.0001
3134GXBC7	125289	FHLMC	11/18/2020	11/18/2022	0.180	0.180	3,000,000.00	3,002,426.22	0.00	1,545.00	1.0000	443	1.21	0.0211
576051VX1	125492	MUNI: MASSWTR	05/13/2021	08/01/2024	1.862	0.413	1,000,000.00	1,049,899.32	(46,250.00)	1,551.67	1.0463	1,065	2.85	0.0988
59217GEE5	125361	CORP: METLIFE	01/29/2021	01/13/2023	1.950	0.260	500,000.00	513,702.22	(16,470.00)	1,300.00	1.0329	499	1.35	0.0261
61334ECZ97	125272	MUNI: Montgomery	10/29/2020	04/01/2022	4.000	0.201	1,700,000.00	1,766,474.75	(91,681.00)	28,333.33	1.0539	212	0.57	0.0068
742718EB1	125585	CORP: Procter & Gamb	08/26/2021	08/15/2023	3.100	0.246	1,000,000.00	1,058,972.98	(56,030.00)	1,377.78	1.0560	713	1.91	0.0482
8827237K9	124455	MUNI: TEXAS ST	10/16/2019	10/01/2021	2.315	1.610	2,000,000.00	2,060,567.50	(27,060.00)	19,677.50	1.0135	30	0.08	0.0005
VP4560000	124592	Wells Fargo	11/04/2019	09/01/2021	0.010	0.010	289,056.00	289,056.00	0.00	3.77	1.0000	0	0.00	0.0000
					<b>1.852</b>	<b>0.612</b>	<b>10,989,056.00</b>	<b>11,271,677.72</b>	<b>(249,221.00)</b>	<b>65,309.88</b>	<b>1.0227</b>	<b>346</b>	<b>0.94</b>	<b>0.0215</b>
<b>Stanton O&amp;M</b>														
27873JWL5	125304	CP: EBURY FIN	12/08/2020	09/20/2021	0.000	0.254	1,000,000.00	999,936.08	1,986.11	0.00	0.9980	19	0.05	0.0003
3135G05R0	125171	FNMA	08/11/2020	08/10/2023	0.300	0.338	1,000,000.00	999,540.00	1,142.00	175.00	0.9989	708	1.93	0.0477
N/A	125281	STANTON SBA	11/05/2020	09/01/2021	0.090	0.090	1,674,561.72	1,674,561.72	0.00	154.08	1.0000	0	0.00	0.0000
VP4560000	124615	Wells Fargo	11/21/2019	09/01/2021	0.010	0.010	2,698,656.53	2,698,656.53	0.00	8.64	1.0000	0	0.00	0.0000
					<b>0.075</b>	<b>0.121</b>	<b>6,373,218.25</b>	<b>6,372,694.33</b>	<b>3,128.11</b>	<b>337.72</b>	<b>0.9995</b>	<b>114</b>	<b>0.31</b>	<b>0.0075</b>

# Investment Report

September 1, 2021

<u>CUSIP</u>	<u>ContNo</u>	<u>Issuer</u>	<u>Purchase Date</u>	<u>Maturity Date</u>	<u>Coupon</u>	<u>Yield to Maturity</u>	<u>Current Par</u>	<u>Market Value</u>	<u>(Premium)/Discount</u>	<u>Accrued Interest</u>	<u>Original Cost</u>	<u>Days To Maturity</u>	<u>Duration</u>	<u>Convexity</u>
<b>Stanton R&amp;R</b>														
05571BZ89	125302	CP: BCPE	12/09/2020	12/08/2021	0.000	0.320	500,000.00	499,707.54	1,592.50	0.00	0.9968	98	0.27	0.0021
534239EC8	124335	MUNI: LINCOLN NE	09/30/2019	08/15/2022	3.000	1.696	1,000,000.00	1,049,600.00	(36,420.00)	1,250.00	1.0364	348	0.95	0.0144
91282CBD2	125346	US Treasury	01/21/2021	12/31/2022	0.125	0.131	1,500,000.00	1,500,222.14	176.39	328.13	0.9999	486	1.34	0.0249
92818NGL6	124605	MUNI: VA STATE	11/20/2019	11/01/2024	2.200	2.101	115,000.00	122,510.01	(532.45)	850.36	1.0046	1,157	3.06	0.1134
VP4560000	124596	Wells Fargo	11/04/2019	09/01/2021	0.010	0.010	561,775.70	561,775.70	0.00	4.38	1.0000	0	0.00	0.0000
					<b>0.937</b>	<b>0.626</b>	<b>3,676,775.70</b>	<b>3,733,815.39</b>	<b>(35,183.56)</b>	<b>2,432.87</b>	<b>1.0096</b>	<b>342</b>	<b>0.94</b>	<b>0.0179</b>
<b>STN Pool Summary</b>					<b>1.280</b>	<b>0.452</b>	<b>22,087,791.35</b>	<b>22,466,031.63</b>	<b>(335,206.45)</b>	<b>84,747.58</b>	<b>1.0152</b>	<b>272</b>	<b>0.74</b>	<b>0.0162</b>
<b>Stanton II Contingency</b>														
89236THU2	125334	CORP: Toyota Motor	01/11/2021	01/11/2024	0.450	0.373	500,000.00	503,658.34	(1,150.00)	312.50	1.0023	862	2.35	0.0682
VP4560000	124593	Wells Fargo	11/04/2019	09/01/2021	0.010	0.010	626,374.47	626,374.47	0.00	5.57	1.0000	0	0.00	0.0000
					<b>0.205</b>	<b>0.171</b>	<b>1,126,374.47</b>	<b>1,130,032.81</b>	<b>(1,150.00)</b>	<b>318.07</b>	<b>1.0010</b>	<b>383</b>	<b>1.04</b>	<b>0.0303</b>
<b>Stanton II Debt Service 2012</b>														
45581BWW3	125424	CP: ICBC/NEW YORK	04/15/2021	09/30/2021	0.000	0.204	2,750,000.00	2,749,697.81	2,566.67	0.00	0.9991	29	0.08	0.0005
53262QWA8	125545	CP: LIME FUNDING	07/08/2021	09/10/2021	0.000	0.103	900,000.00	899,992.16	160.00	0.00	0.9998	9	0.02	0.0001
53943FWN1	125511	CP: LLOYDS BANK	06/08/2021	09/22/2021	0.000	0.081	1,000,000.00	999,927.51	235.56	0.00	0.9998	21	0.06	0.0003
X9X9USDADM1	123459	MORGAN STANLEY LIQ	03/12/2019	09/01/2021	0.030	0.030	1,324,355.12	1,324,355.12	0.00	22.18	1.0000	0	0.00	0.0000
					<b>0.007</b>	<b>0.129</b>	<b>5,974,355.12</b>	<b>5,973,972.60</b>	<b>2,962.23</b>	<b>22.18</b>	<b>0.9995</b>	<b>18</b>	<b>0.05</b>	<b>0.0003</b>
<b>STANTON II DEBT SERVICE 2017A</b>														
X9X9USDADM1	123460	MORGAN STANLEY LIQ	03/12/2019	09/01/2021	0.030	0.030	573,348.65	573,348.65	0.00	13.70	1.0000	0	0.00	0.0000
					<b>0.030</b>	<b>0.030</b>	<b>573,348.65</b>	<b>573,348.65</b>	<b>0.00</b>	<b>13.70</b>	<b>1.0000</b>	<b>0</b>	<b>0.00</b>	<b>0.0000</b>
<b>STANTON II DEBT SERVICE 2017B</b>														
45581BWW3	125425	CP: ICBC/NEW YORK	04/15/2021	09/30/2021	0.000	0.204	2,250,000.00	2,249,752.76	2,100.00	0.00	0.9991	29	0.08	0.0005
53262QWA8	125544	CP: LIME FUNDING	07/08/2021	09/10/2021	0.000	0.103	600,000.00	599,994.78	106.67	0.00	0.9998	9	0.02	0.0001
53943FWN1	125512	CP: LLOYDS BANK	06/08/2021	09/22/2021	0.000	0.081	1,000,000.00	999,927.51	235.56	0.00	0.9998	21	0.06	0.0003
X9X9USDADM1	123461	MORGAN STANLEY LIQ	03/12/2019	09/01/2021	0.030	0.030	1,014,167.40	1,014,167.40	0.00	17.09	1.0000	0	0.00	0.0000
					<b>0.006</b>	<b>0.130</b>	<b>4,864,167.40</b>	<b>4,863,842.45</b>	<b>2,442.23</b>	<b>17.09</b>	<b>0.9995</b>	<b>19</b>	<b>0.05</b>	<b>0.0003</b>
<b>STANTON II DEBT SERVICE POOLED LOAN 2020-1</b>														
N/A	125215	Goldman Sachs M-Mkt	09/28/2020	09/01/2021	0.010	0.010	3,500.70	3,500.70	0.00	0.01	1.0000	0	0.00	0.0000
					<b>0.010</b>	<b>0.010</b>	<b>3,500.70</b>	<b>3,500.70</b>	<b>0.00</b>	<b>0.01</b>	<b>1.0000</b>	<b>0</b>	<b>0.00</b>	<b>0.0000</b>
<b>Stanton II Debt Service Reserve 2012</b>														
908906AC4	125572	MUFG AMERICAS HLDGS	08/16/2021	06/18/2022	3.500	0.210	4,000,000.00	4,136,238.89	(110,240.00)	28,388.89	1.0276	290	0.79	0.0109
X9X9USDADM1	123458	MORGAN STANLEY LIQ	03/12/2019	09/01/2021	0.030	0.030	96,800.46	96,800.46	0.00	51.01	1.0000	0	0.00	0.0000
					<b>3.418</b>	<b>0.206</b>	<b>4,096,800.46</b>	<b>4,233,039.35</b>	<b>(110,240.00)</b>	<b>28,439.90</b>	<b>1.0269</b>	<b>283</b>	<b>0.77</b>	<b>0.0106</b>

# Investment Report

September 1, 2021

<u>CUSIP</u>	<u>ContNo</u>	<u>Issuer</u>	<u>Purchase Date</u>	<u>Maturity Date</u>	<u>Coupon</u>	<u>Yield to Maturity</u>	<u>Current Par</u>	<u>Market Value</u>	<u>(Premium)/Discount</u>	<u>Accrued Interest</u>	<u>Original Cost</u>	<u>Days To Maturity</u>	<u>Duration</u>	<u>Convexity</u>
<b>Stanton II General Reserve</b>														
00344NXX7	125516	MUNI: ABILENE TX	06/09/2021	02/15/2025	0.997	0.589	1,105,000.00	1,134,646.95	(16,398.20)	489.64	1.0148	1,263	3.41	0.1368
02007GKL6	123888	CD: ALLY BK	06/27/2019	06/27/2022	2.250	2.250	249,000.00	254,303.41	0.00	1,013.05	1.0000	299	0.81	0.0112
02587DS66	124131	CD: American Express	08/28/2019	05/24/2022	2.400	1.949	245,000.00	250,621.21	(2,920.40)	1,610.96	1.0119	265	0.72	0.0093
035771W67	123871	MUNI: CITY ANNAPOLIS	06/25/2019	08/01/2026	2.901	2.482	360,000.00	398,319.30	(9,756.00)	870.30	1.0271	1,795	4.63	0.2458
05580AYV0	125391	CD: BMW NA	03/12/2021	09/12/2023	0.200	0.200	248,000.00	248,290.74	0.00	235.09	1.0000	741	2.02	0.0519
14042RMC2	123874	CD: CAPITAL 1 NA	06/26/2019	06/26/2023	2.250	2.250	249,000.00	259,373.15	0.00	1,028.40	1.0000	663	1.78	0.0426
14042TAX5	123873	CD: CAPITAL 1 NA	06/26/2019	06/26/2023	2.250	2.250	249,000.00	259,373.15	0.00	1,028.40	1.0000	663	1.78	0.0426
15118RRP4	124230	CD: CELTIC BANK	08/30/2019	08/30/2027	2.000	2.000	250,000.00	272,608.56	0.00	27.40	1.0000	2,189	5.67	0.3605
16536HZL8	125575	CP: CHESHAM FINANCE	08/20/2021	12/20/2021	0.000	0.122	4,000,000.00	3,997,331.76	1,626.67	0.00	0.9996	110	0.30	0.0024
17312QM97	124132	CD: Citibank	08/28/2019	06/15/2022	3.100	1.949	245,000.00	252,311.99	(7,634.20)	1,623.04	1.0312	287	0.78	0.0105
23223PFG7	125294	MUNI: Cuyahoga Cnty	12/04/2020	12/01/2023	1.828	0.300	1,000,000.00	1,041,513.66	(45,470.00)	4,570.00	1.0455	821	2.20	0.0621
254673ZL3	124129	CD: Discover Bank	08/28/2019	06/26/2026	2.650	2.200	250,000.00	277,374.78	(7,092.50)	1,216.10	1.0284	1,759	4.55	0.2380
3130AABG2	120330	FHLB	04/27/2017	11/29/2021	1.875	1.867	500,000.00	511,715.83	(178.00)	2,395.83	1.0004	89	0.24	0.0019
3130AKCB0	125233	FHLB	10/13/2020	10/13/2021	0.125	0.125	1,000,000.00	1,000,554.95	0.00	479.17	1.0000	42	0.11	0.0007
31315PZS1	125349	FAMCA	01/20/2021	01/24/2023	2.130	2.156	300,000.00	313,213.25	150.00	656.75	0.9995	510	1.38	0.0272
3134GXJF2	125320	FHLMC	12/30/2020	12/30/2022	0.200	0.200	1,000,000.00	1,000,866.32	0.00	338.89	1.0000	485	1.33	0.0246
38149MBW2	123875	CD: GOLDMAN SACHS	06/26/2019	06/26/2023	2.350	2.350	249,000.00	259,870.20	0.00	1,074.11	1.0000	663	1.78	0.0426
404280BA6	124985	CORP: HSBC	03/11/2020	05/25/2023	3.600	1.650	1,000,000.00	1,069,431.74	(60,620.00)	9,600.00	1.0606	631	1.68	0.0390
438670Q79	124456	MUNI: CTY HONOLULU	10/16/2019	11/01/2022	2.512	1.721	750,000.00	784,232.00	(17,325.00)	6,437.00	1.0231	426	1.15	0.0202
4423315T7	124242	MUNI: HOUSTON	09/10/2019	03/01/2024	1.950	1.845	500,000.00	521,250.00	(2,255.00)	4,875.00	1.0045	912	2.43	0.0745
45506DWT8	123872	MUNI: INDIANA STATE	06/25/2019	07/01/2027	2.816	2.532	950,000.00	1,033,850.17	(19,475.00)	4,458.67	1.0205	2,129	5.42	0.3310
459200HP9	123963	CORP: IBM	07/15/2019	08/01/2023	3.375	2.423	500,000.00	532,273.56	(18,235.00)	1,406.25	1.0365	699	1.87	0.0465
61760AV55	124127	CD: MORGAN	08/28/2019	08/22/2024	2.000	2.000	250,000.00	263,123.32	0.00	136.99	1.0000	1,086	2.90	0.1022
64966MEB1	124124	MUNI: NYC	08/28/2019	08/01/2027	2.520	2.128	300,000.00	314,109.00	(8,526.00)	630.00	1.0284	2,160	5.55	0.3439
64966MGL7	123854	MUNI: NYC Trans Fin	06/21/2019	12/01/2024	2.900	2.355	2,875,000.00	3,113,196.94	(79,522.50)	21,306.94	1.0277	1,187	3.11	0.1174
64990AKS3	124122	MUNI: NYSHGR	08/28/2019	03/15/2022	2.950	1.872	160,000.00	166,972.43	(4,227.20)	2,180.43	1.0264	195	0.53	0.0061
67869TAD7	123970	MUNI: OKL CNTY SD	07/15/2019	06/01/2024	2.650	2.260	1,000,000.00	1,052,742.22	(17,870.00)	6,772.22	1.0179	1,004	2.66	0.0877
68607VT54	123966	MUNI: OREGON LOTTERY	07/15/2019	04/01/2025	2.946	2.270	1,000,000.00	1,101,405.50	(35,860.00)	12,520.50	1.0359	1,308	3.39	0.1384
69349LAG3	125381	CORP: PNC	02/19/2021	11/01/2022	2.700	0.305	750,000.00	779,746.10	(30,330.00)	6,918.75	1.0404	426	1.15	0.0202
70153RKR8	125407	CD: PARKWAY BK & TRT	03/30/2021	03/30/2023	0.150	0.150	248,000.00	248,078.47	0.00	157.97	1.0000	575	1.57	0.0331
73474TAR1	123965	MUNI: PORT OF MORROW	07/15/2019	09/01/2025	2.302	2.423	500,000.00	531,500.00	3,435.00	5,882.89	0.9931	1,461	3.81	0.1708
73723RH6	124121	MUNI: CITY OF PORTS	08/28/2019	02/01/2027	2.000	1.967	500,000.00	528,687.39	(1,140.00)	842.39	1.0023	1,979	5.17	0.3004
74153WCM9	125522	CORP: PRICOA GL FD	06/10/2021	09/01/2025	0.800	0.860	895,000.00	917,027.96	2,225.31	3,580.00	0.9975	1,461	3.93	0.1786
7954503Q6	123877	CD: SALLIE MAE	06/26/2019	06/27/2022	2.250	2.248	249,000.00	257,486.79	0.00	1,013.05	1.0000	299	0.81	0.0113
864784GR8	125296	MUNI: SUFFOLKVA	12/04/2020	06/01/2024	0.750	0.391	1,000,000.00	1,017,102.34	(12,440.00)	1,875.00	1.0124	1,004	2.73	0.0901
88213AGC3	124126	MUNI: TEXAS A&M UNIV	08/28/2019	05/15/2027	2.508	2.058	100,000.00	108,187.36	(3,175.00)	742.86	1.0318	2,082	5.34	0.3212



# Investment Report

September 1, 2021

<u>CUSIP</u>	<u>ContNo</u>	<u>Issuer</u>	<u>Purchase Date</u>	<u>Maturity Date</u>	<u>Coupon</u>	<u>Yield to Maturity</u>	<u>Current Par</u>	<u>Market Value</u>	<u>(Premium)/Discount</u>	<u>Accrued Interest</u>	<u>Original Cost</u>	<u>Days To Maturity</u>	<u>Duration</u>	<u>Convexity</u>
<b>Stanton II General Reserve (Continued)</b>														
88213AHL2	123968	MUNI: TEXAS A&M UNIV	07/15/2019	05/15/2024	2.884	2.215	500,000.00	545,023.56	(15,195.00)	4,366.06	1.0304	987	2.60	0.0849
912828W89	121938	US Treasury	04/19/2018	03/31/2022	1.875	2.624	1,050,000.00	1,084,024.16	29,326.17	8,283.81	0.9721	211	0.57	0.0067
91282CBD2	125344	US Treasury	01/21/2021	12/31/2022	0.125	0.131	1,500,000.00	1,500,222.14	176.39	328.13	0.9999	486	1.34	0.0249
949763RK4	124130	CD: WELLS FARGO	08/28/2019	06/14/2022	3.100	1.949	245,000.00	251,049.06	(7,663.60)	374.55	1.0313	286	0.77	0.0105
VP4560000	124594	Wells Fargo	11/04/2019	09/01/2021	0.010	0.010	419,444.19	419,444.19	0.00	14.16	1.0000	0	0.00	0.0000
					<b>1.671</b>	<b>1.312</b>	<b>28,740,444.19</b>	<b>29,872,455.61</b>	<b>(386,369.06)</b>	<b>123,360.75</b>	<b>1.0134</b>	<b>788</b>	<b>2.08</b>	<b>0.0801</b>
<b>Stanton II O&amp;M</b>														
05571BZ89	125400	CP: BCPE	03/25/2021	12/08/2021	0.000	0.452	500,000.00	499,707.54	1,592.50	0.00	0.9968	98	0.27	0.0021
05990CW18	125217	CP: BCI MIAMI	09/30/2020	09/01/2021	0.000	0.458	2,000,000.00	2,000,000.00	8,400.00	0.00	0.9958	0	0.00	0.0000
27873JWL5	125305	CP: EBURY FIN	12/08/2020	09/20/2021	0.000	0.254	1,000,000.00	999,936.08	1,986.11	0.00	0.9980	19	0.05	0.0003
3135G05T6	125536	FNMA	07/08/2021	08/18/2023	0.350	0.291	1,000,000.00	1,003,354.98	(1,250.00)	126.39	1.0013	716	1.96	0.0487
32110YQQ1	125210	CD: First Natl Bk Am	09/17/2020	09/17/2021	0.100	0.100	250,000.00	250,017.40	0.00	10.27	1.0000	16	0.04	0.0002
377373AL9	125520	CORP: GLAXOSMITH	06/10/2021	10/01/2023	0.534	0.373	1,000,000.00	1,010,107.84	(3,690.00)	2,225.00	1.0037	760	2.07	0.0546
59740JZK8	125212	CD: MIDFIRST BANK	09/23/2020	09/23/2021	0.100	0.100	250,000.00	250,243.05	0.00	234.93	1.0000	22	0.06	0.0003
N/A	125282	STANTON II SBA	11/05/2020	09/01/2021	0.090	0.090	1,092,562.67	1,092,562.67	0.00	143.41	1.0000	0	0.00	0.0000
VP4560000	125385	Wells Fargo	12/31/2020	09/01/2021	0.010	0.010	3,797,825.88	3,797,825.88	0.00	11.50	1.0000	0	0.00	0.0000
					<b>0.098</b>	<b>0.206</b>	<b>10,890,388.55</b>	<b>10,903,755.44</b>	<b>7,038.61</b>	<b>2,751.50</b>	<b>0.9994</b>	<b>143</b>	<b>0.39</b>	<b>0.0096</b>
<b>STANTON II PROJECT FUND 2020 POOLED LOAN</b>														
N/A	125118	Goldman Sachs M-Mkt	06/25/2020	09/01/2021	0.010	0.010	0.05	0.05	0.00	0.00	1.0000	0	0.00	0.0000
					<b>0.010</b>	<b>0.010</b>	<b>0.05</b>	<b>0.05</b>	<b>0.00</b>	<b>0.00</b>	<b>1.0000</b>	<b>0</b>	<b>0.00</b>	<b>0.0000</b>
<b>Stanton II R&amp;R</b>														
3130AF5B9	124461	Wells Fargo	10/15/2019	10/12/2021	3.000	1.589	550,000.00	571,317.08	(15,154.60)	6,370.83	1.0276	41	0.11	0.0007
742718EB1	125586	CORP: Procter & Gamb	08/26/2021	08/15/2023	3.100	0.246	300,000.00	317,691.89	(16,809.00)	413.33	1.0560	713	1.91	0.0482
89236THU2	125332	CORP: TOYOTA	01/11/2021	01/11/2024	0.450	0.373	500,000.00	503,658.34	(1,150.00)	312.50	1.0023	862	2.35	0.0682
VP4560000	124595	Wells Fargo	11/04/2019	09/01/2021	0.010	0.010	1,090,662.25	1,090,662.25	0.00	7.04	1.0000	0	0.00	0.0000
					<b>1.154</b>	<b>0.469</b>	<b>2,440,662.25</b>	<b>2,483,329.56</b>	<b>(33,113.60)</b>	<b>7,103.70</b>	<b>1.0136</b>	<b>273</b>	<b>0.74</b>	<b>0.0201</b>
<b>STANTON II REVENUE FUND 2020 POOLED LOAN</b>														
N/A	125409	Goldman Sachs M-Mkt	03/29/2021	09/01/2021	0.010	0.010	0.01	0.01	0.00	0.00	1.0000	0	0.00	0.0000
					<b>0.010</b>	<b>0.010</b>	<b>0.01</b>	<b>0.01</b>	<b>0.00</b>	<b>0.00</b>	<b>1.0000</b>	<b>0</b>	<b>0.00</b>	<b>0.0000</b>
<b>STANTON II SUBORDINATED DEBT FUND 2020</b>														
X9X9USDADM1	125145	MORGAN STANLEY LIQ	07/27/2020	09/01/2021	0.030	0.030	238,425.53	238,425.53	0.00	5.37	1.0000	0	0.00	0.0000
					<b>0.030</b>	<b>0.030</b>	<b>238,425.53</b>	<b>238,425.53</b>	<b>0.00</b>	<b>5.37</b>	<b>1.0000</b>	<b>0</b>	<b>0.00</b>	<b>0.0000</b>
		<b>STN2 Pool Summary</b>			<b>1.124</b>	<b>0.739</b>	<b>58,948,467.38</b>	<b>60,275,702.76</b>	<b>(518,429.59)</b>	<b>162,032.27</b>	<b>1.0088</b>	<b>452</b>	<b>1.20</b>	<b>0.0431</b>

# Investment Report

September 1, 2021

<u>CUSIP</u>	<u>ContNo</u>	<u>Issuer</u>	<u>Purchase Date</u>	<u>Maturity Date</u>	<u>Coupon</u>	<u>Yield to Maturity</u>	<u>Current Par</u>	<u>Market Value</u>	<u>(Premium)/Discount</u>	<u>Accrued Interest</u>	<u>Original Cost</u>	<u>Days To Maturity</u>	<u>Duration</u>	<u>Convexity</u>
<b>Tri City Contingency</b>														
05571BZ89	125300	CP: BCPE	12/09/2020	12/08/2021	0.000	0.320	250,000.00	249,853.77	796.25	0.00	0.9968	98	0.27	0.0021
419792KE5	124474	MUNI: HAWAII ST GO	10/28/2019	10/01/2021	1.934	1.673	500,000.00	511,702.25	(2,445.00)	4,109.75	1.0049	30	0.08	0.0005
914745FV1	124577	Muni Univ of Alabama	11/06/2019	10/01/2021	4.000	1.711	205,000.00	215,501.13	(8,747.35)	3,485.00	1.0427	30	0.08	0.0005
VP4560000	124597	Wells Fargo	11/04/2019	09/01/2021	0.010	0.010	172,055.05	172,055.05	0.00	1.53	1.0000	0	0.00	0.0000
					<b>1.587</b>	<b>1.126</b>	<b>1,127,055.05</b>	<b>1,149,112.20</b>	<b>(10,396.10)</b>	<b>7,596.28</b>	<b>1.0092</b>	<b>41</b>	<b>0.11</b>	<b>0.0008</b>
<b>Tri City General Reserve</b>														
16536HXL8	125574	CP: CHESHAM FINANCE	08/20/2021	12/20/2021	0.000	0.122	300,000.00	299,799.88	122.00	0.00	0.9996	110	0.30	0.0024
89235MKZ3	125466	CD: TOYOTA FIN BK	04/30/2021	05/01/2023	0.200	0.200	250,000.00	250,280.93	0.00	171.23	1.0000	607	1.66	0.0364
VP4560000	124598	Wells Fargo	11/04/2019	09/01/2021	0.010	0.010	120,618.74	120,618.74	0.00	1.62	1.0000	0	0.00	0.0000
					<b>0.076</b>	<b>0.131</b>	<b>670,618.74</b>	<b>670,699.55</b>	<b>122.00</b>	<b>172.85</b>	<b>0.9998</b>	<b>275</b>	<b>0.75</b>	<b>0.0146</b>
<b>Tri City O&amp;M</b>														
N/A	125283	TRI CITY SBA	11/05/2020	09/01/2021	0.090	0.090	197,964.26	197,964.26	0.00	32.28	1.0000	0	0.00	0.0000
VP4560000	124614	Wells Fargo	11/21/2019	09/01/2021	0.010	0.010	573,938.46	573,938.46	0.00	1.90	1.0000	0	0.00	0.0000
					<b>0.031</b>	<b>0.031</b>	<b>771,902.72</b>	<b>771,902.72</b>	<b>0.00</b>	<b>34.18</b>	<b>1.0000</b>	<b>0</b>	<b>0.00</b>	<b>0.0000</b>
<b>Tri City R&amp;R</b>														
05914GAC2	125395	MUNI: BALTIMORE CNTY	03/22/2021	08/01/2023	0.240	0.216	250,000.00	250,367.96	(142.50)	50.00	1.0006	699	1.91	0.0466
31422BNE6	124463	FAMCA	10/25/2019	10/21/2021	1.600	1.631	185,000.00	188,655.19	112.66	1,068.89	0.9994	50	0.14	0.0009
606822AL8	125330	CP: MUFG Bank	01/11/2021	02/22/2022	2.998	0.234	258,000.00	261,738.84	(7,928.34)	193.37	1.0307	174	0.48	0.0047
72345SKP5	125317	CD: PINNACLE BANK	12/18/2020	10/21/2021	1.150	0.151	245,000.00	245,449.40	(2,060.45)	84.91	1.0084	50	0.14	0.0009
VP4560000	124578	Wells Fargo	11/04/2019	09/01/2021	0.010	0.010	343,410.90	343,410.90	0.00	2.82	1.0000	0	0.00	0.0000
					<b>1.104</b>	<b>0.356</b>	<b>1,281,410.90</b>	<b>1,289,622.29</b>	<b>(10,018.63)</b>	<b>1,399.99</b>	<b>1.0078</b>	<b>188</b>	<b>0.52</b>	<b>0.0103</b>
<b>TRI Pool Summary</b>					<b>0.851</b>	<b>0.477</b>	<b>3,850,987.41</b>	<b>3,881,336.76</b>	<b>(20,292.73)</b>	<b>9,203.30</b>	<b>1.0053</b>	<b>122</b>	<b>0.34</b>	<b>0.0062</b>
<b>Open Investments</b>					<b>0.772</b>	<b>0.425</b>	<b>603,111,280.85</b>	<b>614,416,670.69</b>	<b>(5,997,146.94)</b>	<b>1,130,940.58</b>	<b>1.0004</b>	<b>395</b>	<b>1.05</b>	<b>0.0399</b>