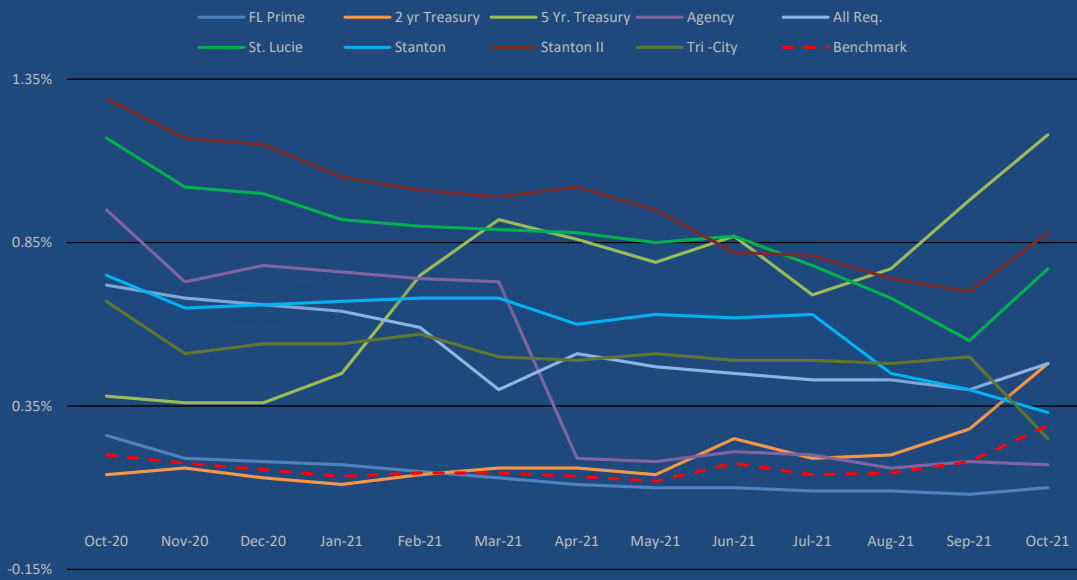
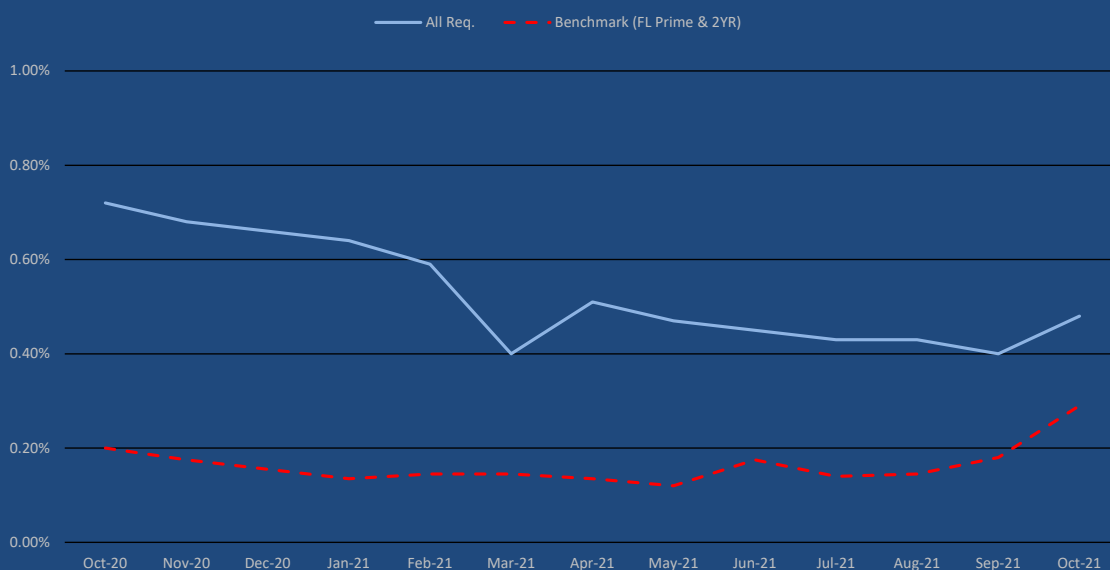


**FMPA BOD Projects Total Weighted Average Yield vs.
Florida Prime and 2 YR & 5YR Treasury
(OCT 2020 - OCT 2021)**



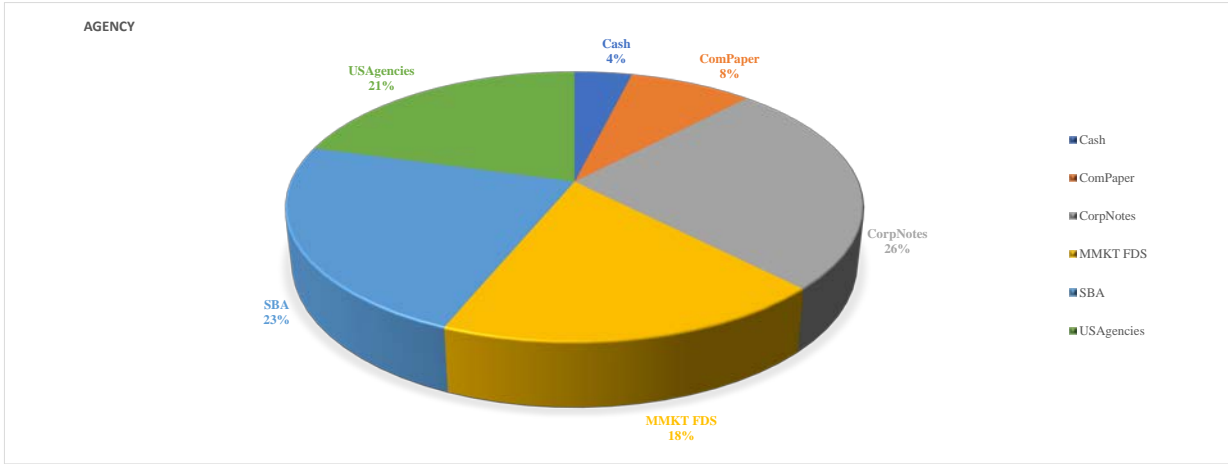
Month	FL Prime	2 yr Treasury	5 Yr. Treasury	Agency	All Req.	St. Lucie	Stanton	Stanton II	Tri-City
10/31/2020	0.26%	0.14%	0.38%	0.95%	0.72%	1.17%	0.75%	1.29%	0.67%
11/30/2020	0.19%	0.16%	0.36%	0.73%	0.68%	1.02%	0.65%	1.17%	0.51%
12/31/2020	0.18%	0.13%	0.36%	0.78%	0.66%	1.00%	0.66%	1.15%	0.54%
1/31/2021	0.17%	0.11%	0.45%	0.76%	0.64%	0.92%	0.67%	1.05%	0.54%
2/28/2021	0.15%	0.14%	0.75%	0.74%	0.59%	0.90%	0.68%	1.01%	0.57%
3/31/2021	0.13%	0.16%	0.92%	0.73%	0.40%	0.89%	0.68%	0.99%	0.50%
4/30/2021	0.11%	0.16%	0.86%	0.19%	0.51%	0.88%	0.60%	1.02%	0.49%
5/31/2021	0.10%	0.14%	0.79%	0.18%	0.47%	0.85%	0.63%	0.95%	0.51%
6/30/2021	0.10%	0.25%	0.87%	0.21%	0.45%	0.87%	0.62%	0.82%	0.49%
7/31/2021	0.09%	0.19%	0.69%	0.20%	0.43%	0.78%	0.63%	0.81%	0.49%
8/31/2021	0.09%	0.20%	0.77%	0.16%	0.43%	0.68%	0.45%	0.74%	0.48%
9/30/2021	0.08%	0.28%	0.98%	0.18%	0.40%	0.55%	0.40%	0.70%	0.50%
10/31/2021	0.10%	0.48%	1.18%	0.17%	0.48%	0.77%	0.33%	0.88%	0.25%

**FMPA All-Requirements Total Weighted Average Yield vs.
Florida Prime and 2 Year Treasury
(OCT 2020 - OCT 2021)**

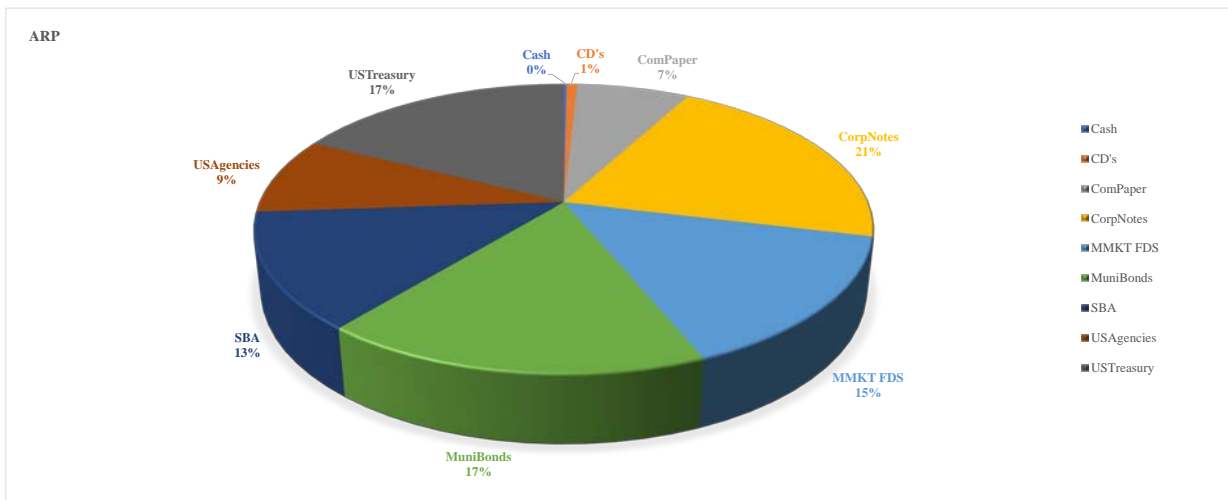


FMPA_MonthlyDiversification OCT 2021

AGENCY							
Sum of value	Column Labels						
Row Labels	Cash	ComPaper	CorpNotes	MMKT FDS	SBA	USAgencies	Grand Total
AGN	463628.79						463628.79
AGN-O&M		998951.77	3101433.85	2245452.94	2799050.12	2504481.83	11649370.51
Grand Total	463628.79	998951.77	3101433.85	2245452.94	2799050.12	2504481.83	12112999.3
% OF TOTAL	4%	8%	26%	19%	23%	21%	100%

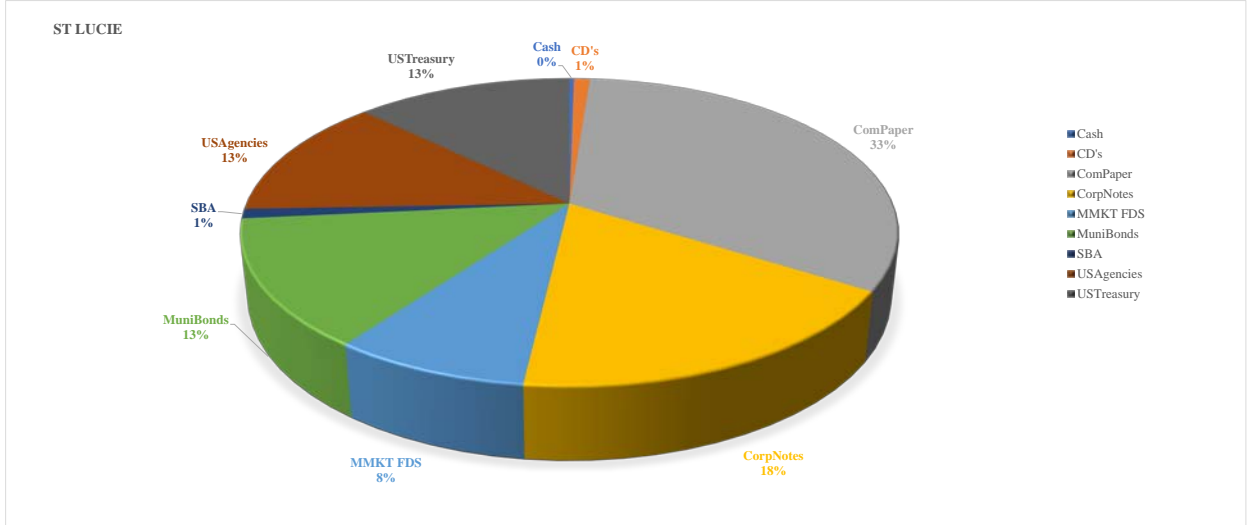


ARP										
Sum of value	Column Labels									
Row Labels	Cash	CD's	ComPaper	CorpNotes	MMKT FDS	MuniBonds	SBA	USAgencies	USTreasury	Grand Total
ARP	463,187.38									463,187.38
ARP-GEN		506,465.39	999,967.11	2,057,405.05	420,266.87	764,520.61		1,001,206.65	1,039,195.38	6,789,027.06
ARP-O&M		1,035,893.09		6,510,204.86	29,416,978.70	5,486,743.37	15,978,506.28	9,648,567.42	12,254,971.27	80,331,864.99
ARP-R&R		250,146.70		6,108,326.21	975,900.53	8,652,551.19		3,850,382.86	3,678,335.31	23,515,642.80
ARP RPA			3,498,593.98		130,437.18					3,629,031.16
ARP-21ACON			9,925,647.66		1,795,714.71	3,297,923.77	3,830,813.00		20,053,364.28	38,903,463.42
ARP-CON13A			999,051.32	1,011,651.58	519,828.61					2,530,531.51
ARP-DS16A			3,498,485.00		130,819.18					3,629,304.18
ARP-21BSUB				35,985,942.47	3,731,255.56	27,682,786.35	15,283,227.71	8,552,985.32	10,061,900.69	101,298,098.10
ARP-CONT				1,066,394.00	63,844.94	308,499.45				1,438,738.39
ARP-SOLAR				3,529,820.32	250,708.42					3,780,528.74
ARP-2019A					313,700.45					313,700.45
ARP-2019B					146,379.84					146,379.84
ARP-21A DS					124,906.66					124,906.66
ARP-21B DS					357,256.24					357,256.24
ARP-DS15B					926,386.62					926,386.62
ARP-DS17A					290,545.50					290,545.50
ARP-DS17B					683,412.91					683,412.91
ARP-DS18A					176,869.78					176,869.78
ARP-SUBDBT					2.51					2.51
Grand Total	463,187.38	1,792,505.18	18,921,745.07	56,269,744.49	40,455,215.21	46,193,024.74	35,092,546.99	23,053,142.25	47,087,766.93	269,328,878.24
% OF TOTAL	0%	1%	7%	21%	15%	17%	13%	9%	17%	100%



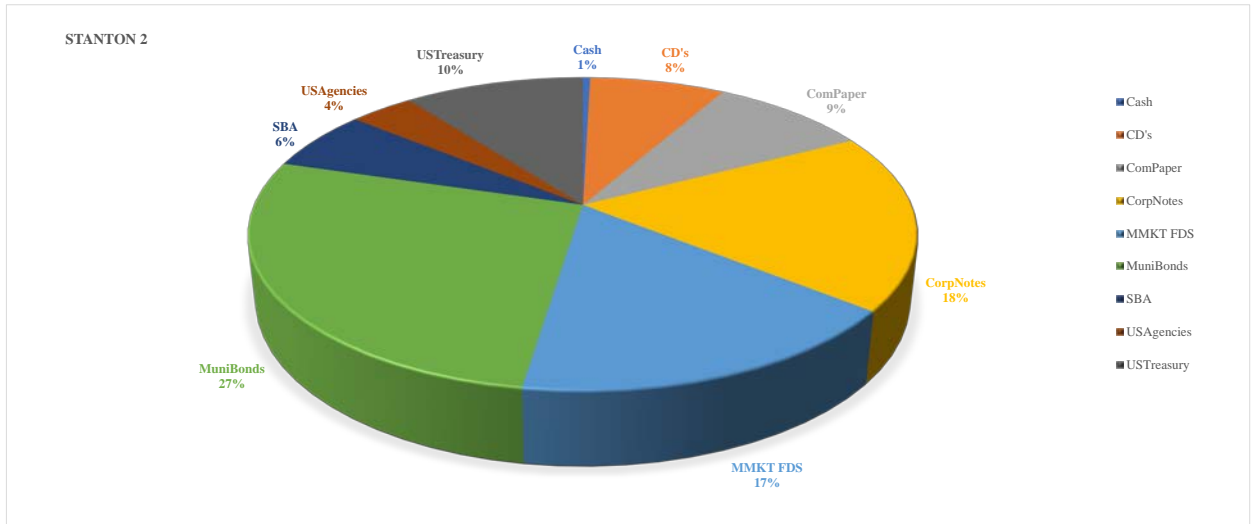
ST LUCIE

Sum of value	Column Labels	CD's	ComPaper	CorpNotes	MMKT FDS	MuniBonds	SBA	USAgencies	USTreasury	Grand Total
Row Labels	Cash									
SL	200,000.00									200,000.00
STL-R&R		749,708.39	1,699,743.48	1,115,660.13	1,357,929.49	1,564,737.49		793,139.53	1,513,378.68	8,794,297.19
STL NFS			7,998,214.34		220,874.95					8,219,089.29
STL-12-DSR			3,396,774.04		57,651.87					3,454,425.91
STL-DECOM			3,999,417.55		1,105.44	1,024,871.47		595,577.22	2,533,333.37	8,154,305.05
STL-GEN			8,993,151.89	11,554,937.88	2,956,914.79	8,089,210.40		7,820,141.32	5,026,348.33	44,440,704.61
STL-CONT				519,726.13	808,400.94			1,001,558.33		2,329,685.40
STL-O&M				1,027,691.45	547,142.51		772,815.35		1,052,771.16	3,400,420.47
STL-12-DS					254,754.95					254,754.95
STL-DS13A					129,545.21					129,545.21
STL-DS21A					171,823.92					171,823.92
Grand Total	200,000.00	749,708.39	26,087,301.30	14,218,015.59	6,506,144.07	10,678,819.36	772,815.35	10,210,416.40	10,125,831.54	79,549,052.00
% OF TOTAL	0%	1%	33%	18%	8%	13%	1%	13%	13%	100%



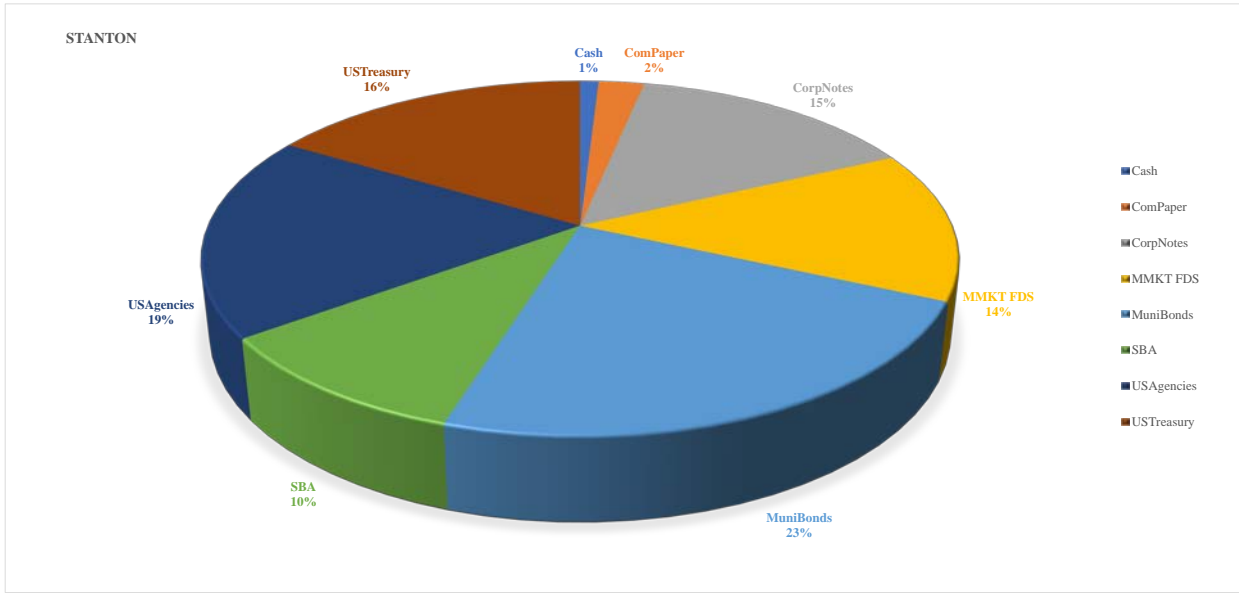
STANTON 2

Sum of value	Column Labels	CD's	ComPaper	CorpNotes	MMKT FDS	MuniBonds	SBA	USAgencies	USTreasury	Grand Total
Row Labels	Cash									
STN2	200,000.00									200,000.00
STN2-GEN		3,353,876.89	3,999,122.19	3,296,549.27	551,867.65	13,410,593.95		827,556.58	4,604,416.26	30,043,982.79
STN2-R&R		499,823.05		1,322,946.38	859,409.61					2,682,179.04
STN2-O&M			499,924.55	2,894,446.64	2,248,985.47		3,092,903.24	1,003,782.93		9,740,042.83
STN2-12DSR				1,034,296.69	3,200,200.00					4,234,496.69
STN2-CONT				503,871.23	127,552.95			-	506,584.10	1,138,008.28
STN2-12DS					629,881.29					629,881.29
STN2-DS17A					75,258.80					75,258.80
STN2-DS17B					478,131.23					478,131.23
STN2-DS20					0.89					0.89
STN2-PR20					0.05					0.05
STN2-REV20					0.01					0.01
STN2-SUBDT					47,715.55					47,715.55
Grand Total	200,000.00	3,853,699.94	4,499,046.74	9,052,110.21	8,219,003.50	13,410,593.95	3,092,903.24	1,831,339.51	5,111,000.36	49,269,697.45
% OF TOTAL	0%	8%	9%	18%	17%	27%	6%	4%	10%	100%



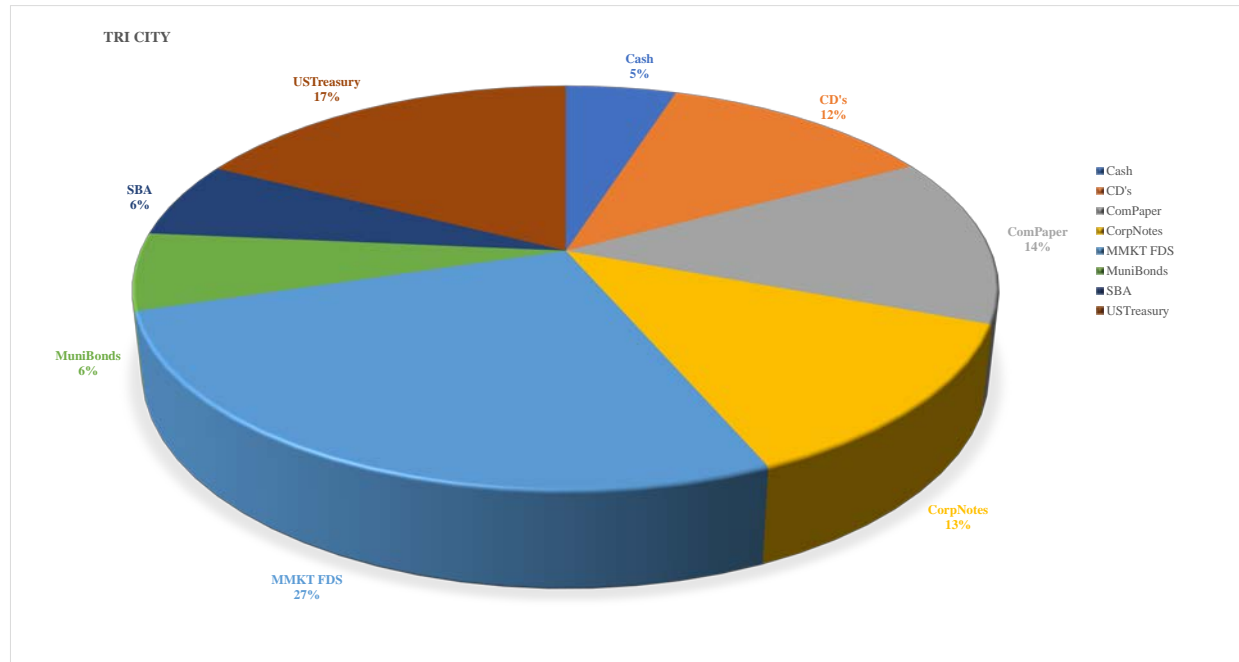
STANTON

Sum of value	Column Labels								
Row Labels	Cash	ComPaper	CorpNotes	MMKT FDS	MuniBonds	SBA	USAgencies	USTreasury	Grand Total
STN	200,000.00								200,000.00
STN-R&R		499,924.55		474,361.13	1,176,259.65			1,500,631.45	3,651,176.78
STN-GEN			2,647,275.98	839,317.38	2,783,275.19		3,003,412.07	2,026,336.39	11,299,617.01
STN-O&M			517,148.35	1,580,068.29		2,174,880.65	1,000,040.00		5,272,137.29
STN-CONT				68,742.21	1,019,360.81			-	1,088,103.02
Grand Total	200,000.00	499,924.55	3,164,424.33	2,962,489.01	4,978,895.65	2,174,880.65	4,003,452.07	3,526,967.84	21,511,034.10
% OF TOTAL	1%	2%	15%	14%	23%	10%	19%	16%	100%



TRI CITY

Sum of value	Column Labels								Grand Total
Row Labels	Cash	CD's	ComPaper	CorpNotes	MMKT FDS	MuniBonds	SBA	USTreasury	Grand Total
TC	200,000.00								200,000.00
TRI-GEN		250,127.89	299,934.16	103,114.55	30,634.70				683,811.30
TRI-R&R		249,008.88		261,791.67	500,039.92	250,458.47			1,261,298.94
TRI-CONT			249,962.28	154,671.83	33,522.23			709,217.74	1,147,374.08
TRI-O&M					522,335.27		248,025.46		770,360.73
Grand Total	200,000.00	499,136.77	549,896.44	519,578.05	1,086,532.12	250,458.47	248,025.46	709,217.74	4,062,845.05
% of TOTAL	5%	12%	14%	13%	27%	6%	6%	17%	100%



Investment Report

November 1, 2021

<u>CUSIP</u>	<u>ContNo</u>	<u>Issuer</u>	<u>Purchase Date</u>	<u>Maturity Date</u>	<u>Coupon</u>	<u>Yield to Maturity</u>	<u>Current Par</u>	<u>Market Value</u>	<u>(Premium)/Discount</u>	<u>Accrued Interest</u>	<u>Original Cost</u>	<u>Days To Maturity</u>	<u>Duration</u>	<u>Convexity</u>
Agency O&M														
00850VDC3	125433	CP: AGRI BK CHINA NY	04/22/2021	04/12/2022	0.000	0.295	1,000,000.00	998,951.77	2,859.72	0.00	0.9971	162	0.44	0.0042
3135G05T6	125535	FNMA	07/08/2021	08/18/2023	0.350	0.291	500,000.00	501,891.46	(625.00)	354.86	1.0013	655	1.79	0.0417
31422XMA7	125616	FAMCA	09/01/2021	09/01/2023	0.230	0.210	2,000,000.00	2,002,590.37	(800.00)	766.67	1.0004	669	1.83	0.0432
377373AL9	125518	CORP: GLAXOSMITH	06/10/2021	10/01/2023	0.534	0.373	1,000,000.00	1,007,810.40	(3,690.00)	445.00	1.0037	699	1.91	0.0469
742718EB1	125587	CORP: Procter & Gamb	08/26/2021	08/15/2023	3.100	0.246	1,000,000.00	1,059,326.76	(56,030.00)	6,544.44	1.0560	652	1.74	0.0413
908906AC4	125629	MUFG AMERICAS HLDGS	09/13/2021	06/18/2022	3.500	0.149	1,000,000.00	1,034,296.69	(25,570.00)	12,930.56	1.0256	229	0.62	0.0077
N/A	125278	AGENCY SBA	11/05/2020	11/01/2021	0.100	0.100	2,799,050.12	2,799,050.12	0.00	7.78	1.0000	0	0.00	0.0000
VP4560000	124711	Wells Fargo	11/26/2019	11/01/2021	0.010	0.010	2,245,452.94	2,245,452.94	0.00	0.62	1.0000	0	0.00	0.0000
					0.699	0.167	11,544,503.06	11,649,370.51	(83,855.28)	21,049.93	1.0073	295	0.80	0.0180
AGN Pool Summary					0.699	0.167	11,544,503.06	11,649,370.51	(83,855.28)	21,049.93	1.0073	295	0.80	0.0180
ALL REQUIREMENTS 2013A CONSTRUCTION														
0347M3CW2	125674	CP: Anglesea Funding	10/28/2021	03/30/2022	0.000	0.142	1,000,000.00	999,051.32	595.00	0.00	0.9994	149	0.41	0.0037
30231GAJ1	125422	CORP: EXXON MOBIL	04/13/2021	03/06/2022	2.397	0.533	1,000,000.00	1,011,651.58	(16,660.00)	3,662.08	1.0167	125	0.34	0.0029
N/A	116079	Goldman Sachs M-Mkt	09/17/2013	11/01/2021	0.010	0.010	519,828.61	519,828.61	0.00	0.14	1.0000	0	0.00	0.0000
					0.953	0.270	2,519,828.61	2,530,531.51	(16,065.00)	3,662.22	1.0064	109	0.30	0.0026
ALL REQUIREMENTS 2021A CONSTRUCTION														
00850VDN9	125444	CP: AGRI BK CHINA NY	04/27/2021	04/22/2022	0.000	0.305	5,000,000.00	4,994,366.85	15,000.00	0.00	0.9970	172	0.47	0.0046
2198X3DS3	125459	CP: CORP ANDINA	04/27/2021	04/26/2022	0.000	0.285	4,937,000.00	4,931,280.81	13,977.19	0.00	0.9972	176	0.48	0.0047
882724QX8	125679	MUNI: STATE OF TEXAS	10/29/2021	10/01/2022	1.614	0.121	3,250,000.00	3,297,923.77	(44,720.00)	4,371.25	1.0138	334	0.92	0.0134
912828YK0	125457	US Treasury	04/27/2021	10/15/2022	1.375	0.112	4,000,000.00	4,050,427.34	(74,062.50)	2,568.68	1.0185	348	0.95	0.0143
912828ZH6	125673	US Treasury	10/28/2021	04/15/2023	0.250	0.304	2,500,000.00	2,504,518.08	1,952.51	291.10	0.9992	530	1.45	0.0288
91282CAP6	125683	US Treasury	10/29/2021	10/15/2023	0.125	0.486	2,500,000.00	2,499,024.20	17,579.46	147.57	0.9930	713	1.95	0.0483
91282CAR2	125455	US Treasury	04/27/2021	10/31/2022	0.125	0.125	5,000,000.00	5,000,265.11	(0.28)	34.72	1.0000	364	1.00	0.0152
91282CCU3	125602	US Treasury	08/31/2021	08/31/2023	0.125	0.203	6,000,000.00	5,999,129.55	9,375.00	1,291.67	0.9984	668	1.83	0.0430
N/A	125432	Goldman Sachs M-Mkt	04/15/2021	11/01/2021	0.010	0.010	1,795,714.71	1,795,714.71	0.00	0.50	1.0000	0	0.00	0.0000
N/A	125475	ARP 21A CONSTR SBA	04/30/2021	11/01/2021	0.100	0.100	3,830,813.00	3,830,813.00	0.00	10.64	1.0000	0	0.00	0.0000
					0.347	0.206	38,813,527.71	38,903,463.42	(60,898.62)	8,716.13	1.0016	339	0.93	0.0173

Investment Report

November 1, 2021

<u>CUSIP</u>	<u>ContNo</u>	<u>Issuer</u>	<u>Purchase Date</u>	<u>Maturity Date</u>	<u>Coupon</u>	<u>Yield to Maturity</u>	<u>Current Par</u>	<u>Market Value</u>	<u>(Premium)/Discount</u>	<u>Accrued Interest</u>	<u>Original Cost</u>	<u>Days To Maturity</u>	<u>Duration</u>	<u>Convexity</u>
ALL REQUIREMENTS 2021B SUBORDINATE BOND PROCEED														
02665WDL2	125449	CORP: HONDA	04/27/2021	07/08/2025	1.200	1.022	6,500,000.00	6,750,434.29	(47,385.00)	24,483.33	1.0073	1,345	3.60	0.1520
06406RAS6	125442	CORP: Bank of NY	04/27/2021	04/26/2024	0.500	0.487	5,000,000.00	5,041,160.36	(1,884.99)	347.22	1.0004	907	2.47	0.0747
10373QBJ8	125448	CORP: BP CAPITAL MKT	04/27/2021	04/06/2025	3.194	1.060	5,000,000.00	5,517,591.28	(410,799.99)	11,090.28	1.0822	1,252	3.28	0.1293
127145LF5	125506	MUNI: CACHE CNTY UT	05/27/2021	06/15/2025	3.000	0.660	1,975,000.00	2,193,820.62	(184,386.00)	25,345.83	1.0934	1,322	3.43	0.1413
160357XD6	125503	MUNI: CTY CHARLESTON	05/26/2021	03/01/2025	1.250	0.520	1,255,000.00	1,300,438.46	(34,098.35)	2,614.58	1.0272	1,216	3.27	0.1269
23223PFP7	125501	MUNI: Cuyahoga Cnty	05/21/2021	12/01/2023	4.000	0.093	2,500,000.00	2,740,281.38	(238,750.00)	41,666.67	1.0955	760	1.99	0.0531
235308D75	125460	MUNI: DALLAS TX SCH	04/27/2021	08/15/2025	4.000	0.700	6,110,000.00	7,024,797.25	(852,528.30)	51,595.56	1.1395	1,383	3.54	0.1505
3133EMWH1	125451	FFCB	04/27/2021	04/21/2025	0.710	0.710	3,000,000.00	3,043,105.31	0.00	650.83	1.0000	1,267	3.43	0.1375
3135G05X7	125450	FHMA	04/27/2021	08/25/2025	0.375	0.692	3,000,000.00	3,006,219.15	40,470.00	2,062.50	0.9865	1,393	3.79	0.1647
3137EAXE3	125497	FHLMC	05/17/2021	09/23/2025	0.375	0.691	2,500,000.00	2,503,660.86	33,750.00	989.58	0.9865	1,422	3.87	0.1711
341271AD6	125458	MUNI: FLORIDA SBA	04/27/2021	07/01/2025	1.258	0.978	5,000,000.00	5,206,062.37	(57,150.00)	20,966.67	1.0114	1,338	3.58	0.1503
35569PFG3	125498	MUNI: FREDERICK CNTY	05/17/2021	08/01/2025	3.000	0.637	1,630,000.00	1,809,512.11	(159,560.70)	12,225.00	1.0979	1,369	3.56	0.1509
37331NAJ0	125441	CORP:GEORGIA-PAC IFIC	04/27/2021	09/30/2025	1.750	1.130	5,500,000.00	5,824,617.51	(146,841.42)	8,288.19	1.0267	1,429	3.80	0.1682
485106UW6	125461	Kansas City, MO	04/28/2021	04/01/2025	1.295	0.949	2,000,000.00	2,074,789.52	(26,600.00)	2,158.33	1.0133	1,247	3.35	0.1324
68609TT81	125499	MUNI: Oregon State	05/18/2021	08/01/2025	0.803	0.666	1,300,000.00	1,329,491.09	(7,371.00)	2,609.75	1.0057	1,369	3.69	0.1583
74256LEE5	125440	CORP: PRINCIPAL LIFE	04/27/2021	06/23/2025	1.250	1.070	5,000,000.00	5,203,818.82	(36,450.00)	22,222.22	1.0073	1,330	3.56	0.1488
74368CAX2	125443	CORP: PROTECTIVELIFE	04/27/2021	07/15/2025	1.170	1.168	2,375,000.00	2,463,394.09	(155.61)	8,181.88	1.0001	1,352	3.62	0.1536
78015K7H1	125439	CORP: ROYAL BK CA	04/27/2021	06/10/2025	1.150	1.005	5,000,000.00	5,184,926.12	(29,149.99)	22,520.83	1.0058	1,317	3.53	0.1464
91282CCT6	125604	US Treasury	08/31/2021	08/15/2024	0.375	0.396	10,000,000.00	10,061,900.69	6,250.00	7,948.37	0.9994	1,018	2.77	0.0923
91417K2W0	125496	MUNI: UNIV COLORADO	05/17/2021	06/01/2025	2.347	0.650	3,690,000.00	4,003,593.55	(249,185.70)	36,085.13	1.0675	1,308	3.43	0.1408
N/A	125431	Goldman Sachs M-Mkt	04/15/2021	11/01/2021	0.010	0.010	3,731,255.56	3,731,255.56	0.00	1.04	1.0000	0	0.00	0.0000
N/A	125476	ARP 21B SUB SBA	04/30/2021	11/01/2021	0.100	0.100	15,283,227.71	15,283,227.71	0.00	42.45	1.0000	0	0.00	0.0000
					1.290	0.645	97,349,483.27	101,298,098.10	(2,401,827.05)	304,096.24	1.0247	1,007	2.69	0.1080
ALL REQUIREMENTS CONTINGENCY														
74153WCL1	125397	CORP: PRICOA GL FD	03/25/2021	09/23/2024	2.400	0.610	1,000,000.00	1,066,394.00	(61,800.00)	2,533.33	1.0618	1,057	2.81	0.0968
79642B3M3	120585	MUNI: SANWTR	06/20/2017	05/15/2023	5.000	1.390	270,000.00	308,499.45	(55,047.60)	6,225.00	1.2039	560	1.47	0.0319
VP4560000	124582	Wells Fargo	11/04/2019	11/01/2021	0.010	0.010	63,844.94	63,844.94	0.00	0.02	1.0000	0	0.00	0.0000
					2.812	0.739	1,333,844.94	1,438,738.39	(116,847.60)	8,758.35	1.0876	906	2.40	0.0790
ALL REQUIREMENTS DEBT SERVICE 2015B														
N/A	118434	Goldman Sachs M-Mkt	01/28/2016	11/01/2021	0.010	0.010	926,386.62	926,386.62	0.00	0.26	1.0000	0	0.00	0.0000
					0.010	0.010	926,386.62	926,386.62	0.00	0.26	1.0000	0	0.00	0.0000

Investment Report

November 1, 2021

<u>CUSIP</u>	<u>ContNo</u>	<u>Issuer</u>	<u>Purchase Date</u>	<u>Maturity Date</u>	<u>Coupon</u>	<u>Yield to Maturity</u>	<u>Current Par</u>	<u>Market Value</u>	<u>(Premium)/Discount</u>	<u>Accrued Interest</u>	<u>Original Cost</u>	<u>Days To Maturity</u>	<u>Duration</u>	<u>Convexity</u>
ALL REQUIREMENTS DEBT SERVICE 2016A														
05970UAK4	125671	CP: BANCO SANTANDER	10/28/2021	01/19/2022	0.000	0.172	3,500,000.00	3,498,485.00	1,371.82	0.00	0.9996	79	0.22	0.0015
N/A	118861	Goldman Sachs M-Mkt	05/12/2016	11/01/2021	0.010	0.010	130,819.18	130,819.18	0.00	0.04	1.0000	0	0.00	0.0000
					0.000	0.167	3,630,819.18	3,629,304.18	1,371.82	0.04	0.9996	76	0.21	0.0015
ALL REQUIREMENTS DEBT SERVICE 2017A														
N/A	120615	Goldman Sachs M-Mkt	06/30/2017	11/01/2021	0.010	0.010	290,545.50	290,545.50	0.00	0.08	1.0000	0	0.00	0.0000
					0.010	0.010	290,545.50	290,545.50	0.00	0.08	1.0000	0	0.00	0.0000
ALL REQUIREMENTS DEBT SERVICE 2017B														
N/A	120616	Goldman Sachs M-Mkt	06/30/2017	11/01/2021	0.010	0.010	683,412.91	683,412.91	0.00	0.19	1.0000	0	0.00	0.0000
					0.010	0.010	683,412.91	683,412.91	0.00	0.19	1.0000	0	0.00	0.0000
ALL REQUIREMENTS DEBT SERVICE 2018A														
N/A	122318	Goldman Sachs M-Mkt	07/26/2018	11/01/2021	0.010	0.010	176,869.78	176,869.78	0.00	0.05	1.0000	0	0.00	0.0000
					0.010	0.010	176,869.78	176,869.78	0.00	0.05	1.0000	0	0.00	0.0000
ALL REQUIREMENTS DEBT SERVICE 2019A														
N/A	124837	Goldman Sachs M-Mkt	11/25/2019	11/01/2021	0.010	0.010	313,700.45	313,700.45	0.00	0.09	1.0000	0	0.00	0.0000
					0.010	0.010	313,700.45	313,700.45	0.00	0.09	1.0000	0	0.00	0.0000
ALL REQUIREMENTS DEBT SERVICE 2019B														
N/A	124838	Goldman Sachs M-Mkt	11/25/2019	11/01/2021	0.010	0.010	146,379.84	146,379.84	0.00	0.04	1.0000	0	0.00	0.0000
					0.010	0.010	146,379.84	146,379.84	0.00	0.04	1.0000	0	0.00	0.0000
ALL REQUIREMENTS DEBT SERVICE 2021A														
N/A	125470	Goldman Sachs M-Mkt	04/30/2021	11/01/2021	0.010	0.010	124,906.66	124,906.66	0.00	0.03	1.0000	0	0.00	0.0000
					0.010	0.010	124,906.66	124,906.66	0.00	0.03	1.0000	0	0.00	0.0000
ALL REQUIREMENTS DEBT SERVICE 2021B														
N/A	125477	Goldman Sachs M-Mkt	05/04/2021	11/01/2021	0.010	0.010	357,256.24	357,256.24	0.00	0.10	1.0000	0	0.00	0.0000
					0.010	0.010	357,256.24	357,256.24	0.00	0.10	1.0000	0	0.00	0.0000
ALL REQUIREMENTS GENERAL RESERVE														
064159SH0	125568	Bank of Nova Scotia	08/13/2021	11/15/2022	2.000	0.215	2,000,000.00	2,057,405.05	(44,740.00)	18,444.44	1.0224	379	1.02	0.0167
31422XCS9	125394	FAMCA	03/16/2021	06/16/2023	0.200	0.200	1,000,000.00	1,001,206.65	0.00	750.00	1.0000	592	1.62	0.0348
372348BZ4	122077	CD: GENOA	02/28/2018	02/28/2023	2.550	2.550	245,000.00	252,801.32	0.00	68.47	1.0000	484	1.30	0.0249
61334ECZ97	125271	MUNI: Montgomery	10/29/2020	04/01/2022	4.000	0.201	750,000.00	764,520.61	(40,447.50)	2,500.00	1.0539	151	0.41	0.0038
87270LBF9	121723	CD: TIAA FSB	02/23/2018	02/23/2023	2.500	2.500	245,000.00	253,664.07	0.00	1,174.66	1.0000	479	1.29	0.0244
89119AYC6	125561	CP: TD BANK	08/12/2021	11/12/2021	0.000	0.092	1,000,000.00	999,967.11	230.00	0.00	0.9998	11	0.03	0.0002
912828YM6	125423	US Treasury	04/15/2021	10/31/2024	1.500	0.501	1,000,000.00	1,039,195.38	(35,033.45)	41.67	1.0350	1,095	2.92	0.1039
VP4560000	124710	Wells Fargo	11/25/2019	11/01/2021	0.010	0.010	420,266.87	420,266.87	0.00	0.12	1.0000	0	0.00	0.0000
					1.493	0.393	6,660,266.87	6,789,027.06	(119,990.95)	22,979.36	1.0180	421	1.14	0.0281

Investment Report

November 1, 2021

<u>CUSIP</u>	<u>ContNo</u>	<u>Issuer</u>	<u>Purchase Date</u>	<u>Maturity Date</u>	<u>Coupon</u>	<u>Yield to Maturity</u>	<u>Current Par</u>	<u>Market Value</u>	<u>(Premium)/Discount</u>	<u>Accrued Interest</u>	<u>Original Cost</u>	<u>Days To Maturity</u>	<u>Duration</u>	<u>Convexity</u>
ALL REQUIREMENTS GENERAL RESERVE RPA														
16536JBN6	125684	CP: CHESHAM FINANCE	10/29/2021	02/22/2022	0.000	0.162	1,000,000.00	999,312.95	515.56	0.00	0.9995	113	0.31	0.0025
27873JZL2	125685	CP: EBURY FIN	10/29/2021	12/20/2021	0.000	0.081	1,000,000.00	999,780.55	115.56	0.00	0.9999	49	0.13	0.0008
53262RA69	125686	CP: LIME FUNDING	10/29/2021	01/06/2022	0.000	0.122	1,500,000.00	1,499,500.48	345.00	0.00	0.9998	66	0.18	0.0012
VP4560000	124584	Wells Fargo	11/04/2019	11/01/2021	0.010	0.010	130,437.18	130,437.18	0.00	0.04	1.0000	0	0.00	0.0000
					0.000	0.118	3,630,437.18	3,629,031.16	976.12	0.04	0.9997	72	0.20	0.0014
ALL REQUIREMENTS O&M														
02587DY85	125142	CD: American Express	10/01/2019	09/06/2022	2.400	2.000	247,000.00	248,273.83	(2,798.51)	909.50	1.0113	309	0.84	0.0117
05565EBU8	125582	CORP: BMW US CAPITAL	08/26/2021	08/12/2024	0.750	0.550	2,000,000.00	2,034,741.66	(11,720.00)	3,291.67	1.0059	1,015	2.75	0.0916
06251A2D1	125186	CD: BANK HAPOALIM	08/26/2020	08/26/2022	0.250	0.250	249,000.00	249,324.85	0.00	114.27	1.0000	298	0.82	0.0109
166764BK5	125583	CORP: CHEVRON	08/26/2021	05/16/2023	2.566	0.555	2,800,000.00	2,937,627.31	(96,348.00)	32,930.33	1.0344	561	1.50	0.0321
254673MP8	125112	CD: Discover Bank	06/26/2020	02/22/2028	3.000	3.000	245,000.00	284,840.49	0.00	1,409.59	1.0000	2,304	5.81	0.3789
3130A0EN6	124747	FHLB	12/12/2019	12/10/2021	2.875	1.645	3,000,000.00	3,123,466.25	(72,108.00)	33,781.25	1.0240	39	0.11	0.0007
3130AJZJ1	125184	FHLB	08/25/2020	08/25/2023	0.320	0.320	444,444.44	444,378.51	0.00	260.74	1.0000	662	1.81	0.0424
3135G05R0	125168	FNMA	08/11/2020	08/10/2023	0.300	0.338	2,000,000.00	2,000,080.00	2,284.00	1,350.00	0.9989	647	1.77	0.0407
31422BPC8	125467	FAMCA	04/30/2021	11/20/2023	1.720	0.270	2,000,000.00	2,078,052.29	(73,800.00)	15,384.44	1.0369	749	2.01	0.0528
31422XMA7	125617	FAMCA	09/01/2021	09/01/2023	0.230	0.210	2,000,000.00	2,002,590.37	(800.00)	766.67	1.0004	669	1.83	0.0432
404280BA6	125115	CORP: HSBC	06/26/2020	05/25/2023	3.600	1.525	500,000.00	534,882.15	(30,310.00)	7,800.00	1.0606	570	1.51	0.0329
4913137B2	121196	MUNI: KY STATE	10/19/2017	02/01/2022	5.000	0.952	530,000.00	568,022.20	(89,835.00)	6,625.00	1.1695	92	0.25	0.0020
64952WDR1	125180	CORP: NYLIFE	08/24/2020	09/20/2022	0.400	0.303	1,000,000.00	1,002,953.74	(2,891.53)	455.56	1.0029	323	0.88	0.0124
68608VDV3	125401	MUNI: Oregon State	03/26/2021	05/01/2025	3.069	0.900	1,000,000.00	1,098,814.15	(87,050.00)	15,345.00	1.0871	1,277	3.30	0.1322
7417017F7	125468	MUNI: PRINCE GEORGE	04/30/2021	09/15/2023	0.700	0.240	2,750,000.00	2,779,564.52	(29,920.00)	2,459.72	1.0109	683	1.86	0.0449
8648136U9	124457	MUNI: SUFFOLKVA	10/17/2019	02/01/2023	1.937	1.859	1,000,000.00	1,040,342.50	(2,480.00)	4,842.50	1.0025	457	1.24	0.0227
9128284S6	125491	US Treasury	05/12/2021	05/31/2023	2.750	0.158	2,500,000.00	2,631,927.89	(132,372.77)	29,409.72	0.0016	576	1.54	0.0334
912828B66	123230	US Treasury	02/21/2019	02/15/2024	2.750	2.554	1,480,000.00	1,612,053.45	(13,489.47)	8,626.63	1.0091	836	2.22	0.0639
91282CCN9	125603	US Treasury	08/31/2021	07/31/2023	0.125	0.178	3,000,000.00	3,000,058.04	3,046.87	947.69	0.9990	637	1.74	0.0395
91282CDA6	125646	US Treasury	09/30/2021	09/30/2023	0.250	0.286	5,000,000.00	5,010,931.89	3,600.00	1,076.39	0.9993	698	1.91	0.0468
949763NT9	125110	Wells Fargo	06/26/2020	02/28/2023	2.750	2.750	245,000.00	253,453.92	0.00	73.84	1.0000	484	1.30	0.0249
N/A	125279	All Req. SBA	11/05/2020	11/01/2021	0.100	0.100	15,978,506.28	15,978,506.28	0.00	44.38	1.0000	0	0.00	0.0000
VP4560000	124611	Wells Fargo	11/21/2019	11/01/2021	0.010	0.010	29,416,978.70	29,416,978.70	0.00	8.17	1.0000	0	0.00	0.0000
					0.633	0.307	79,385,929.42	80,331,864.99	(636,992.41)	167,913.06	0.9749	269	0.73	0.0190

Investment Report

November 1, 2021

CUSIP	ContNo	Issuer	Purchase Date	Maturity Date	Coupon	Yield to Maturity	Current Par	Market Value	(Premium)/Discount	Accrued Interest	Original Cost	Days To Maturity	Duration	Convexity
ALL REQUIREMENTS RENEWAL & REPLACEMENT														
037833BY5	125408	CORP: APPLE INC	03/30/2021	02/23/2026	3.250	1.233	1,500,000.00	1,698,323.01	(143,370.00)	9,208.33	1.0956	1,575	4.05	0.1926
05580AZJ6	125428	CD: BMW NA	04/16/2021	04/17/2023	0.200	0.200	250,000.00	250,146.70	0.00	20.55	1.0000	532	1.46	0.0288
283770NU5	125405	MUNI: EL PASO SCHOOL	03/29/2021	08/15/2026	5.000	0.996	1,500,000.00	1,849,592.60	(313,680.00)	15,833.33	1.2091	1,748	4.34	0.2204
3130A3KM5	121512	FHLB	12/29/2017	12/09/2022	2.500	2.265	1,000,000.00	1,057,519.37	(10,920.00)	9,904.37	1.0109	403	1.09	0.0186
3133EAG77	121753	FFCB	03/05/2018	08/07/2034	3.150	3.280	1,500,000.00	1,787,812.50	24,645.00	11,025.00	0.9836	4,662	10.83	1.2531
31422XFN7	125473	FAMCA	05/03/2021	05/03/2024	0.350	0.350	1,000,000.00	1,005,050.99	0.00	1,730.56	1.0000	914	2.49	0.0759
404280BJ7	125412	CORP: HSBC	04/01/2021	03/13/2023	3.262	1.913	1,000,000.00	1,047,073.17	(25,690.00)	4,349.33	1.0257	497	1.34	0.0260
46849LTE1	123945	CORP: JACKSON NTL	06/28/2019	02/01/2022	3.300	2.278	600,000.00	609,981.30	(15,306.00)	5,060.00	1.0255	92	0.25	0.0019
46849LTM3	125380	CORP: JACKSON NTL	02/19/2021	09/15/2022	2.375	0.199	500,000.00	511,520.10	(16,981.96)	1,550.35	1.0340	318	0.86	0.0124
59217GEE5	125363	CORP: METLIFE	01/29/2021	01/13/2023	1.950	0.260	700,000.00	719,384.02	(23,058.00)	4,095.00	1.0329	438	1.18	0.0211
606822AL8	125329	CORP: MUFG	01/11/2021	02/22/2022	2.998	0.234	1,500,000.00	1,522,044.61	(46,094.99)	8,619.25	1.0307	113	0.31	0.0025
64971XEK0	125399	MUNI: NYC Trans Fin	03/25/2021	08/01/2026	3.430	1.110	1,500,000.00	1,733,176.97	(180,225.00)	12,862.50	1.1202	1,734	4.42	0.2268
64971XEK0	125403	MUNI: NYC Trans Fin	03/29/2021	08/01/2026	3.430	1.106	1,500,000.00	1,733,176.97	(180,225.00)	12,862.50	1.1202	1,734	4.42	0.2268
882724RB5	125406	MUNI: STATE OF TEXAS	03/29/2021	10/01/2026	5.000	0.964	2,000,000.00	2,464,231.17	(431,860.00)	8,333.33	1.2159	1,795	4.46	0.2319
902273WX5	121455	MUNI: TYLER	12/08/2017	02/15/2026	5.000	1.870	700,000.00	872,373.48	(165,564.00)	7,418.48	1.2365	1,567	3.92	0.1836
9128284S6	125489	US Treasury	05/12/2021	05/31/2023	2.750	0.158	1,000,000.00	1,052,771.16	(52,949.11)	11,763.89	0.0016	576	1.54	0.0334
91282CAP6	125688	US Treasury	10/29/2021	10/15/2023	0.125	0.486	1,000,000.00	999,609.68	7,031.78	59.03	0.9930	713	1.95	0.0483
91282CBD2	125340	US Treasury	01/21/2021	12/31/2022	0.125	0.131	750,000.00	750,315.72	88.20	322.92	0.9999	425	1.17	0.0198
91282CDB4	125662	US Treasury	10/20/2021	10/15/2024	0.625	0.710	500,000.00	506,584.10	1,253.75	145.55	0.9975	1,079	2.93	0.1025
912833LJ7	120129	US Treasury	03/31/2014	08/15/2022	0.000	2.661	370,000.00	369,054.65	73,507.90	0.00	0.8013	287	0.79	0.0098
VP4560000	124585	Wells Fargo	11/04/2019	11/01/2021	0.010	0.010	975,900.53	975,900.53	0.00	0.27	1.0000	0	0.00	0.0000
					2.781	1.101	21,345,900.53	23,515,642.80	(1,499,397.43)	125,164.54	1.0210	1,254	3.14	0.1910
ALL REQUIREMENTS SOLAR O&M														
05531FBJ1	125618	CORP: Truist	09/02/2021	03/16/2023	2.200	0.359	500,000.00	515,572.73	(14,110.00)	1,375.00	1.0282	500	1.35	0.0262
46849LTK7	125524	CORP: JACKSON NTL	06/10/2021	06/21/2024	2.650	0.844	930,000.00	999,441.77	(50,149.27)	8,899.58	1.0539	963	2.54	0.0815
89236THF5	125569	CORP: Toyota Motor	08/13/2021	08/14/2023	0.500	0.341	2,000,000.00	2,014,805.82	(6,340.00)	2,138.89	1.0032	651	1.77	0.0413
VP4560000	125040	Wells Fargo	04/27/2020	11/01/2021	0.010	0.010	250,708.42	250,708.42	0.00	0.07	1.0000	0	0.00	0.0000
					1.241	0.448	3,680,708.42	3,780,528.74	(70,599.27)	12,413.54	1.0192	665	1.79	0.0466
ALL REQUIREMENTS SUBORDINATE DEBT														
N/A	125086	Goldman Sachs M-Mkt	05/29/2020	11/01/2021	0.010	0.010	2.51	2.51	0.00	0.00	1.0000	0	0.00	0.0000
					0.010	0.010	2.51	2.51	0.00	0.00	1.0000	0	0.00	0.0000
		ARP Pool Summary			1.031	0.481	261,370,206.64	268,865,690.86	(4,920,270.39)	653,704.36	1.0047	637	1.69	0.0660
Bushnell Rate Stabilization Fund														
912828ZA1	125370	US Treasury	02/18/2021	02/28/2022	1.125	0.063	100,000.00	100,531.73	(1,078.30)	192.68	1.0108	119	0.33	0.0027
VP4560000	124580	Wells Fargo	11/04/2019	11/01/2021	0.010	0.010	52,542.30	52,542.30	0.00	0.01	1.0000	0	0.00	0.0000
					0.741	0.045	152,542.30	153,074.03	(1,078.30)	192.69	1.0071	78	0.21	0.0018
		BUSH Pool Summary			0.741	0.045	152,542.30	153,074.03	(1,078.30)	192.69	1.0071	78	0.21	0.0018

Investment Report

November 1, 2021

CUSIP	ContNo	Issuer	Purchase Date	Maturity Date	Coupon	Yield to Maturity	Current Par	Market Value	(Premium)/Discount	Accrued Interest	Original Cost	Days To Maturity	Duration	Convexity
FMPA CLEWISTON PL 2021 PROCEEDS														
N/A	125651	Goldman Sachs M-Mkt	09/30/2021	11/01/2021	0.010	0.010	1,102,976.19	1,102,976.19	0.00	0.31	1.0000	0	0.00	0.0000
					0.010	0.010	1,102,976.19	1,102,976.19	0.00	0.31	1.0000	0	0.00	0.0000
					0.010	0.010	1,102,976.19	1,102,976.19	0.00	0.31	1.0000	0	0.00	0.0000
FMPA Pool Loan Working Capital														
VP4560000	124586	Wells Fargo	11/04/2019	11/01/2021	0.010	0.010	67,687.36	67,687.36	0.00	0.02	1.0000	0	0.00	0.0000
					0.010	0.010	67,687.36	67,687.36	0.00	0.02	1.0000	0	0.00	0.0000
					0.010	0.010	67,687.36	67,687.36	0.00	0.02	1.0000	0	0.00	0.0000
FMPA PL HOMESTEAD PROJECT FUND 2021														
27873KB19	125613	CP: EBURY FIN	08/31/2021	02/01/2022	0.000	0.122	1,000,000.00	999,456.04	513.33	0.00	0.9995	92	0.25	0.0019
80285PY14	125546	SANTANDER	07/15/2021	11/01/2021	0.000	0.123	1,300,000.00	1,300,000.00	472.33	0.00	0.9996	0	0.00	0.0000
89114QCD8	125547	CORP: TD BANK	07/16/2021	12/01/2022	1.900	0.210	260,000.00	267,054.86	(6,029.40)	2,058.33	1.0232	395	1.07	0.0179
912828ZM5	125615	US Treasury	08/31/2021	04/30/2022	0.125	0.036	1,000,000.00	1,000,110.61	(585.93)	0.00	1.0006	180	0.50	0.0051
961214DQ3	125548	CORP: WESTPAC BANKNG	07/16/2021	06/28/2022	2.500	0.140	825,000.00	845,023.68	(18,477.42)	7,046.88	1.0224	239	0.65	0.0080
N/A	125532	Goldman Sachs M-Mkt	06/28/2021	11/01/2021	0.010	0.010	1,951,198.98	1,951,198.98	0.00	0.54	1.0000	0	0.00	0.0000
					0.426	0.080	6,336,198.98	6,362,844.17	(24,107.09)	9,105.75	1.0038	90	0.25	0.0029
					0.426	0.080	6,336,198.98	6,362,844.17	(24,107.09)	9,105.75	1.0038	90	0.25	0.0029
FMPA PL HOMESTEAD DEBT SERVICE 2021														
N/A	125650	Goldman Sachs M-Mkt	09/24/2021	11/01/2021	0.010	0.010	0.05	0.05	0.00	0.00	1.0000	0	0.00	0.0000
					0.010	0.010	0.05	0.05	0.00	0.00	1.0000	0	0.00	0.0000
					0.010	0.010	0.05	0.05	0.00	0.00	1.0000	0	0.00	0.0000
Kissimmee Rate Stabilization Fund														
VP4560000	124581	Wells Fargo	11/04/2019	11/01/2021	0.010	0.010	161.86	161.86	0.00	0.00	1.0000	0	0.00	0.0000
					0.010	0.010	161.86	161.86	0.00	0.00	1.0000	0	0.00	0.0000
					0.010	0.010	161.86	161.86	0.00	0.00	1.0000	0	0.00	0.0000
FMPA PL BUSHNELL Debt Service														
N/A	124748	Goldman Sachs M-Mkt	12/10/2019	11/01/2021	0.010	0.010	0.73	0.73	0.00	0.00	1.0000	0	0.00	0.0000
					0.010	0.010	0.73	0.73	0.00	0.00	1.0000	0	0.00	0.0000
					0.010	0.010	0.73	0.73	0.00	0.00	1.0000	0	0.00	0.0000
ST LUCIE 2011B ESCROW														
X9X9USDADM1	125621	MORGAN STANLEY LIQ	09/01/2021	11/01/2021	0.030	0.030	0.00	0.00	0.00	20.75	1.0000	0	0.00	0.0000
							0.00	0.00	0.00	20.75				
St Lucie Contingency														
3133ELXW9	125036	FFCB	04/29/2020	04/27/2022	0.300	0.305	1,000,000.00	1,001,558.33	100.00	33.33	0.9999	177	0.48	0.0048
6944PL2B4	125378	CORP: PACIFIC LIFE	02/19/2021	06/24/2025	1.200	0.849	500,000.00	519,726.13	(7,450.00)	2,166.67	1.0149	1,331	3.56	0.1491
VP4560000	124587	Wells Fargo	11/04/2019	11/01/2021	0.010	0.010	808,400.94	808,400.94	0.00	0.22	1.0000	0	0.00	0.0000
					0.393	0.320	2,308,400.94	2,329,685.40	(7,350.00)	2,200.22	1.0032	365	0.98	0.0344

Investment Report

November 1, 2021

<u>CUSIP</u>	<u>ContNo</u>	<u>Issuer</u>	<u>Purchase Date</u>	<u>Maturity Date</u>	<u>Coupon</u>	<u>Yield to Maturity</u>	<u>Current Par</u>	<u>Market Value</u>	<u>(Premium)/Discount</u>	<u>Accrued Interest</u>	<u>Original Cost</u>	<u>Days To Maturity</u>	<u>Duration</u>	<u>Convexity</u>
St Lucie Debt Service 2010														
X9X9USDADM1	123466	MORGAN STANLEY LIQ	03/05/2019	11/01/2021	0.030	0.030	0.00	0.00	0.00	1.84	1.0000	0	0.00	0.0000
							0.00	0.00	0.00	1.84				
St Lucie Debt Service 2012A														
X9X9USDADM1	123467	MORGAN STANLEY LIQ	03/05/2019	11/01/2021	0.030	0.030	254,754.95	254,754.95	0.00	2.78	1.0000	0	0.00	0.0000
					0.030	0.030	254,754.95	254,754.95	0.00	2.78	1.0000	0	0.00	0.0000
St Lucie Debt Service 2013A														
X9X9USDADM1	123469	MORGAN STANLEY LIQ	03/05/2019	11/01/2021	0.030	0.030	129,545.21	129,545.21	0.00	1.96	1.0000	0	0.00	0.0000
					0.030	0.030	129,545.21	129,545.21	0.00	1.96	1.0000	0	0.00	0.0000
ST LUCIE DEBT SERVICE 2021A														
X9X9USDADM1	125669	MORGAN STANLEY LIQ	10/20/2021	11/01/2021	0.030	0.030	171,823.92	171,823.92	0.00	1.00	1.0000	0	0.00	0.0000
					0.030	0.030	171,823.92	171,823.92	0.00	1.00	1.0000	0	0.00	0.0000
St Lucie Debt Service Reserve 2012														
05990CZ72	125312	CP: BCI MIAMI	12/09/2020	12/07/2021	0.000	0.438	1,700,000.00	1,699,752.46	7,370.92	0.00	0.9957	36	0.10	0.0006
2284K1FT5	125635	CP: CROWN POINT CAPL	09/14/2021	06/27/2022	0.000	0.193	1,700,000.00	1,697,021.58	2,566.06	0.00	0.9985	238	0.65	0.0075
X9X9USDADM1	123468	MORGAN STANLEY LIQ	03/05/2019	11/01/2021	0.030	0.030	57,651.87	57,651.87	0.00	1.67	1.0000	0	0.00	0.0000
					0.001	0.311	3,457,651.87	3,454,425.91	9,936.98	1.67	0.9971	135	0.37	0.0040
St Lucie Decommissioning														
05990CZ72	125311	CP: BCI MIAMI	12/09/2020	12/07/2021	0.000	0.438	4,000,000.00	3,999,417.55	17,343.33	0.00	0.9957	36	0.10	0.0006
3133X8L34	109995	FHLB	07/28/2010	09/09/2024	5.365	3.850	500,000.00	595,577.22	(81,857.15)	3,874.72	1.1637	1,043	2.68	0.0911
646080SZ5	125255	NJ HGR ED	10/20/2020	12/01/2021	5.000	0.401	1,000,000.00	1,024,871.47	(51,060.00)	20,833.33	1.0511	30	0.08	0.0005
912796ZC6	125661	US Treasury	10/08/2021	11/01/2021	0.000	8.629	91,882,300.00	91,882,300.00	518,366.86	0.00	0.9944	0	0.00	0.0000
912828B66	116602	US Treasury	02/28/2014	02/15/2024	2.750	2.640	400,000.00	435,690.12	(3,828.12)	2,331.52	1.0096	836	2.22	0.0639
912833LQ1	116678	US Treasury	03/31/2014	02/15/2024	0.000	2.876	2,115,000.00	2,097,643.25	519,380.55	0.00	0.7544	836	2.29	0.0616
X9X9USDADM1	123464	MORGAN STANLEY LIQ	03/06/2019	11/01/2021	0.030	0.030	1,105.44	1,105.44	0.00	913.25	1.0000	0	0.00	0.0000
					0.088	8.049	99,898,405.44	100,036,605.05	918,345.47	27,952.82	0.9908	28	0.08	0.0020

Investment Report

November 1, 2021

<u>CUSIP</u>	<u>ContNo</u>	<u>Issuer</u>	<u>Purchase Date</u>	<u>Maturity Date</u>	<u>Coupon</u>	<u>Yield to Maturity</u>	<u>Current Par</u>	<u>Market Value</u>	<u>(Premium)/Discount</u>	<u>Accrued Interest</u>	<u>Original Cost</u>	<u>Days To Maturity</u>	<u>Duration</u>	<u>Convexity</u>
St Lucie General Reserve														
05914GAC2	125396	MUNI: BALTIMORE CNTY	03/22/2021	08/01/2023	0.240	0.216	1,000,000.00	1,001,833.89	(570.00)	600.00	1.0006	638	1.74	0.0397
06406FAC7	122918	CORP: Bank of NY	12/21/2018	05/04/2026	2.800	3.670	2,000,000.00	2,249,254.85	111,512.24	27,533.33	0.9442	1,645	4.22	0.2086
09247XAJ0	125420	CORP: BLACKROCK	04/13/2021	06/01/2022	3.375	0.141	1,500,000.00	1,549,674.96	(54,915.00)	21,093.75	1.0366	212	0.57	0.0068
16536HZL8	125576	CP: CHESHAM FINANCE	08/20/2021	12/20/2021	0.000	0.122	5,000,000.00	4,998,902.74	2,033.33	0.00	0.9996	49	0.13	0.0008
20632LER4	125640	CP: CONCORD MINUTE	09/30/2021	05/25/2022	0.000	0.152	3,000,000.00	2,995,737.79	2,962.50	0.00	0.9990	205	0.56	0.0059
3132X0L33	124992	FAMCA	03/30/2020	02/21/2023	2.770	0.783	500,000.00	531,998.06	(28,350.00)	2,693.06	1.0567	477	1.29	0.0244
3133EHVV1	122914	FFCB	12/20/2018	09/01/2026	2.400	2.991	2,000,000.00	2,195,300.00	80,720.00	8,000.00	0.9596	1,765	4.59	0.2414
3133EJ5P0	123117	FFCB	01/24/2019	01/18/2022	2.600	2.662	2,500,000.00	2,591,097.22	4,400.00	18,597.22	0.9982	78	0.21	0.0016
3134GXBC7	125288	FHLMC	11/18/2020	11/18/2022	0.180	0.180	1,500,000.00	1,501,706.04	0.00	1,222.50	1.0000	382	1.04	0.0165
3135G05R0	125169	FNMA	08/11/2020	08/10/2023	0.300	0.338	1,000,000.00	1,000,040.00	1,142.00	675.00	0.9989	647	1.77	0.0407
387883YY1	125021	MUNI Grant Cnty Util	04/20/2020	01/01/2023	1.544	1.001	1,050,000.00	1,079,527.75	(15,151.50)	5,404.00	1.0144	426	1.16	0.0203
404280BA6	124986	CORP: HSBC	03/11/2020	05/25/2023	3.600	1.650	1,000,000.00	1,069,764.31	(60,620.00)	15,600.00	1.0606	570	1.51	0.0329
492674PN0	124980	Muni: Kettering, OH	03/10/2020	12/01/2023	2.000	0.859	280,000.00	295,620.73	(11,691.56)	2,333.33	1.0418	760	2.03	0.0542
59217GEE5	125360	CORP: METLIFE	01/29/2021	01/13/2023	1.950	0.260	1,000,000.00	1,027,691.45	(32,940.00)	5,850.00	1.0329	438	1.18	0.0211
606822AU8	124983	CORP: Mitsubishi UFG	03/10/2020	03/02/2025	3.777	1.625	1,000,000.00	1,124,390.36	(102,520.00)	6,190.08	1.1025	1,217	3.16	0.1215
61334ECZ97	125274	MUNI: Montgomery	10/29/2020	04/01/2022	4.000	0.201	1,000,000.00	1,019,360.81	(53,930.00)	3,333.33	1.0539	151	0.41	0.0038
613741KM8	125018	MUNI: Montgomery	04/20/2020	06/01/2022	1.941	1.061	1,000,000.00	1,033,167.50	(18,350.00)	8,087.50	1.0184	212	0.58	0.0068
62455BF18	125624	CP: Mountcliff Fund	09/09/2021	06/01/2022	0.000	0.193	1,000,000.00	998,511.36	1,398.61	0.00	0.9986	212	0.58	0.0063
64972CZ63	124988	MUNI:NYC HSG DEV	03/25/2020	05/01/2023	3.121	2.500	500,000.00	526,457.50	(9,195.00)	7,802.50	1.0184	546	1.45	0.0306
720424D64	125494	MUNI: PIERCE CNTY SC	05/13/2021	12/01/2024	0.681	0.435	1,000,000.00	1,017,422.22	(8,120.00)	2,837.50	1.0081	1,126	3.05	0.1109
89236THF5	125570	CORP: Toyota Motor	08/13/2021	08/14/2023	0.500	0.341	2,000,000.00	2,014,805.82	(6,340.00)	2,138.89	1.0032	651	1.77	0.0413
89236THU2	125331	CORP: Toyota Motor	01/11/2021	01/11/2024	0.450	0.373	2,500,000.00	2,519,356.13	(5,750.00)	3,437.50	1.0023	801	2.18	0.0598
91282CBU4	125564	US Treasury	08/12/2021	03/31/2023	0.125	0.171	3,000,000.00	3,000,011.94	2,228.62	322.92	0.9993	515	1.41	0.0272
91282CDB4	125664	US Treasury	10/20/2021	10/15/2024	0.625	0.710	2,000,000.00	2,026,336.39	5,014.98	582.19	0.9975	1,079	2.93	0.1025
92818NGL6	124604	MUNI: VA STATE	11/20/2019	11/01/2024	2.200	2.101	2,000,000.00	2,115,820.00	(9,260.00)	22,488.89	1.0046	1,096	2.89	0.1027
VP4560000	124588	Wells Fargo	11/04/2019	11/01/2021	0.010	0.010	2,956,914.79	2,956,914.79	0.00	0.82	1.0000	0	0.00	0.0000
					1.202	0.883	43,286,914.79	44,440,704.61	(206,290.78)	166,824.31	1.0048	562	1.50	0.0493
ST LUCIE NUCLEAR FUEL STABILIZATION														
0347M3AL8	125643	CP: Anglesea Funding	09/30/2021	01/20/2022	0.000	0.122	1,000,000.00	999,559.00	373.33	0.00	0.9996	80	0.22	0.0016
27873JZL2	125689	CP: EBURY FIN	10/29/2021	12/20/2021	0.000	0.081	2,000,000.00	1,999,561.10	231.11	0.00	0.9999	49	0.13	0.0008
40588LY52	125605	CP: HALKIN FINANCE	08/31/2021	11/05/2021	0.000	0.091	2,000,000.00	1,999,979.72	330.00	0.00	0.9998	4	0.01	0.0001
40588LZL6	125644	CP: HALKIN FINANCE	09/30/2021	12/20/2021	0.000	0.101	1,000,000.00	999,780.55	225.00	0.00	0.9998	49	0.13	0.0008
53262RA69	125690	CP: LIME FUNDING	10/29/2021	01/06/2022	0.000	0.122	2,000,000.00	1,999,333.97	460.00	0.00	0.9998	66	0.18	0.0012
VP4560000	124589	Wells Fargo	11/04/2019	11/01/2021	0.010	0.010	220,874.95	220,874.95	0.00	0.06	1.0000	0	0.00	0.0000
					0.000	0.099	8,220,874.95	8,219,089.29	1,619.44	0.06	0.9998	45	0.12	0.0008

Investment Report

November 1, 2021

<u>CUSIP</u>	<u>ContNo</u>	<u>Issuer</u>	<u>Purchase Date</u>	<u>Maturity Date</u>	<u>Coupon</u>	<u>Yield to Maturity</u>	<u>Current Par</u>	<u>Market Value</u>	<u>(Premium)/Discount</u>	<u>Accrued Interest</u>	<u>Original Cost</u>	<u>Days To Maturity</u>	<u>Duration</u>	<u>Convexity</u>
St Lucie O&M														
59217GEE5	125357	CORP: METLIFE	01/29/2021	01/13/2023	1.950	0.260	1,000,000.00	1,027,691.45	(32,940.00)	5,850.00	1.0329	438	1.18	0.0211
9128284S6	125490	US Treasury	05/12/2021	05/31/2023	2.750	0.158	1,000,000.00	1,052,771.16	(52,949.11)	11,763.89	0.0016	576	1.54	0.0334
N/A	125280	ST LUCIE SBA	11/05/2020	11/01/2021	0.100	0.100	772,815.35	772,815.35	0.00	2.15	1.0000	0	0.00	0.0000
VP4560000	124612	Wells Fargo	11/21/2019	11/01/2021	0.010	0.010	547,142.51	547,142.51	0.00	0.15	1.0000	0	0.00	0.0000
					1.441	0.151	3,319,957.86	3,400,420.47	(85,889.11)	17,616.19	0.7092	305	0.82	0.0164
St Lucie R&R														
05571BZ89	125303	CP: BCPE	12/09/2020	12/08/2021	0.000	0.320	1,700,000.00	1,699,743.48	5,414.50	0.00	0.9968	37	0.10	0.0006
05580AZL1	125438	CD: BMW NA	04/23/2021	10/23/2023	0.300	0.300	250,000.00	250,581.36	0.00	18.49	1.0000	721	1.97	0.0493
19464VEB2	125514	MUNI: COLLIER CNTY	06/09/2021	10/01/2024	2.000	0.500	1,000,000.00	1,054,021.66	(49,190.00)	1,666.67	1.0492	1,065	2.84	0.0986
20775CMH4	121805	MUNI: CONN HFA	03/09/2018	05/15/2022	1.950	2.370	500,000.00	510,715.83	8,325.00	4,495.83	0.9834	195	0.53	0.0060
3130A3KM5	121508	FHLB	12/28/2017	12/09/2022	2.500	2.265	750,000.00	793,139.53	(8,190.00)	7,428.28	1.0109	403	1.09	0.0186
38149MVB2	125478	CD: GOLDMAN SACHS	05/05/2021	05/05/2023	0.150	0.150	250,000.00	250,118.15	0.00	184.93	1.0000	550	1.50	0.0306
46849LTK7	125523	CORP: JACKSON NTL	06/10/2021	06/21/2024	2.650	0.844	560,000.00	601,814.40	(30,197.41)	5,358.89	1.0539	963	2.54	0.0815
59217GEE5	125359	CORP: METLIFE	01/29/2021	01/13/2023	1.950	0.260	500,000.00	513,845.73	(16,470.00)	2,925.00	1.0329	438	1.18	0.0211
87165FC85	125675	CD: SYNCHRONY BANK	10/29/2021	10/28/2022	0.150	0.150	249,000.00	249,008.88	0.00	3.07	1.0000	361	0.99	0.0147
91282CBD2	125342	US Treasury	01/21/2021	12/31/2022	0.125	0.131	500,000.00	500,210.48	58.79	215.28	0.9999	425	1.17	0.0198
91282CDB4	125663	US Treasury	10/20/2021	10/15/2024	0.625	0.710	1,000,000.00	1,013,168.20	2,507.49	291.10	0.9975	1,079	2.93	0.1025
VP4560000	124590	Wells Fargo	11/04/2019	11/01/2021	0.010	0.010	1,357,929.49	1,357,929.49	0.00	0.38	1.0000	0	0.00	0.0000
					0.947	0.635	8,616,929.49	8,794,297.19	(87,741.63)	22,587.92	1.0102	462	1.25	0.0358
STL Pool Summary					0.440	5.015	169,665,259.42	171,231,352.00	542,630.37	237,211.52	0.9906	199	0.53	0.0165
Stanton Contingency														
61334ECZ97	125273	MUNI: Montgomery	10/29/2020	04/01/2022	4.000	0.201	1,000,000.00	1,019,360.81	(53,930.00)	3,333.33	1.0539	151	0.41	0.0038
VP4560000	124591	Wells Fargo	11/04/2019	11/01/2021	0.010	0.010	68,742.21	68,742.21	0.00	0.02	1.0000	0	0.00	0.0000
					3.743	0.188	1,068,742.21	1,088,103.02	(53,930.00)	3,333.35	1.0505	141	0.39	0.0035
Stanton General Reserve														
3134GXBC7	125289	FHLMC	11/18/2020	11/18/2022	0.180	0.180	3,000,000.00	3,003,412.07	0.00	2,445.00	1.0000	382	1.04	0.0165
576051VX1	125492	MUNI: MASSWTR	05/13/2021	08/01/2024	1.862	0.413	1,000,000.00	1,050,361.82	(46,250.00)	4,655.00	1.0463	1,004	2.68	0.0887
59217GEE5	125361	CORP: METLIFE	01/29/2021	01/13/2023	1.950	0.260	500,000.00	513,845.73	(16,470.00)	2,925.00	1.0329	438	1.18	0.0211
61334ECZ97	125272	MUNI: Montgomery	10/29/2020	04/01/2022	4.000	0.201	1,700,000.00	1,732,913.37	(91,681.00)	5,666.67	1.0539	151	0.41	0.0038
742718EB1	125585	CORP: Procter & Gamb	08/26/2021	08/15/2023	3.100	0.246	1,000,000.00	1,059,326.76	(56,030.00)	6,544.44	1.0560	652	1.74	0.0413
75951AAJ7	125641	CORP: Reliance Stand	09/30/2021	09/19/2023	3.850	0.565	1,000,000.00	1,074,103.49	(64,250.00)	4,491.67	1.0643	687	1.83	0.0450
91282CDB4	125665	US Treasury	10/20/2021	10/15/2024	0.625	0.710	2,000,000.00	2,026,336.39	5,014.98	582.19	0.9975	1,079	2.93	0.1025
VP4560000	124592	Wells Fargo	11/04/2019	11/01/2021	0.010	0.010	839,317.38	839,317.38	0.00	0.23	1.0000	0	0.00	0.0000
					1.665	0.332	11,039,317.38	11,299,617.01	(269,666.02)	27,310.20	1.0244	555	1.50	0.0404

Investment Report

November 1, 2021

CUSIP	ContNo	Issuer	Purchase Date	Maturity Date	Coupon	Yield to Maturity	Current Par	Market Value	(Premium)/Discount	Accrued Interest	Original Cost	Days To Maturity	Duration	Convexity
Stanton O&M														
3135G05R0	125171	FNMA	08/11/2020	08/10/2023	0.300	0.338	1,000,000.00	1,000,040.00	1,142.00	675.00	0.9989	647	1.77	0.0407
908906AC4	125632	MUFG AMERICAS HLDGS	09/13/2021	06/18/2022	3.500	0.149	500,000.00	517,148.35	(12,785.00)	6,465.28	1.0256	229	0.62	0.0077
N/A	125281	STANTON SBA	11/05/2020	11/01/2021	0.100	0.100	2,174,880.65	2,174,880.65	0.00	6.04	1.0000	0	0.00	0.0000
VP4560000	124615	Wells Fargo	11/21/2019	11/01/2021	0.010	0.010	1,580,068.29	1,580,068.29	0.00	0.44	1.0000	0	0.00	0.0000
					0.435	0.123	5,254,948.94	5,272,137.29	(11,643.00)	7,146.76	1.0022	145	0.40	0.0085
Stanton R&R														
05571BZ89	125302	CP: BCPE	12/09/2020	12/08/2021	0.000	0.320	500,000.00	499,924.55	1,592.50	0.00	0.9968	37	0.10	0.0006
534239EC8	124335	MUNI: LINCOLN NE	09/30/2019	08/15/2022	3.000	1.696	1,000,000.00	1,054,600.00	(36,420.00)	6,250.00	1.0364	287	0.78	0.0107
91282CBD2	125346	US Treasury	01/21/2021	12/31/2022	0.125	0.131	1,500,000.00	1,500,631.45	176.39	645.83	0.9999	425	1.17	0.0198
92818NGL6	124605	MUNI: VA STATE	11/20/2019	11/01/2024	2.200	2.101	115,000.00	121,659.65	(532.45)	1,279.06	1.0046	1,096	2.89	0.1027
VP4560000	124596	Wells Fargo	11/04/2019	11/01/2021	0.010	0.010	474,361.13	474,361.13	0.00	0.13	1.0000	0	0.00	0.0000
					0.960	0.641	3,589,361.13	3,651,176.78	(35,183.56)	8,175.02	1.0098	298	0.81	0.0146
		STN Pool Summary			1.342	0.325	20,952,369.66	21,311,034.10	(370,422.58)	45,965.33	1.0177	387	1.05	0.0261
Stanton II Contingency														
89236THU2	125334	CORP: Toyota Motor	01/11/2021	01/11/2024	0.450	0.373	500,000.00	503,871.23	(1,150.00)	687.50	1.0023	801	2.18	0.0598
91282CDB4	125667	US Treasury	10/20/2021	10/15/2024	0.625	0.710	500,000.00	506,584.10	1,253.75	145.55	0.9975	1,079	2.93	0.1025
VP4560000	124593	Wells Fargo	11/04/2019	11/01/2021	0.010	0.010	127,552.95	127,552.95	0.00	0.04	1.0000	0	0.00	0.0000
					0.478	0.481	1,127,552.95	1,138,008.28	103.75	833.09	0.9999	834	2.27	0.0720
Stanton II Debt Service 2012														
X9X9USDADM1	123459	MORGAN STANLEY LIQ	03/12/2019	11/01/2021	0.030	0.030	629,881.29	629,881.29	0.00	9.17	1.0000	0	0.00	0.0000
					0.030	0.030	629,881.29	629,881.29	0.00	9.17	1.0000	0	0.00	0.0000
STANTON II DEBT SERVICE 2017A														
X9X9USDADM1	123460	MORGAN STANLEY LIQ	03/12/2019	11/01/2021	0.030	0.030	75,258.80	75,258.80	0.00	0.98	1.0000	0	0.00	0.0000
					0.030	0.030	75,258.80	75,258.80	0.00	0.98	1.0000	0	0.00	0.0000
STANTON II DEBT SERVICE 2017B														
X9X9USDADM1	123461	MORGAN STANLEY LIQ	03/12/2019	11/01/2021	0.030	0.030	478,131.23	478,131.23	0.00	7.24	1.0000	0	0.00	0.0000
					0.030	0.030	478,131.23	478,131.23	0.00	7.24	1.0000	0	0.00	0.0000
STANTON II DEBT SERVICE POOLED LOAN 2020-1														
N/A	125215	Goldman Sachs M-Mkt	09/28/2020	11/01/2021	0.010	0.010	0.89	0.89	0.00	0.00	1.0000	0	0.00	0.0000
					0.010	0.010	0.89	0.89	0.00	0.00	1.0000	0	0.00	0.0000
Stanton II Debt Service Reserve 2012														
908906AC4	125572	MUFG AMERICAS HLDGS	08/16/2021	06/18/2022	3.500	0.210	1,000,000.00	1,034,296.69	(27,560.00)	12,930.56	1.0276	229	0.62	0.0077
X9X9USDADM1	123458	MORGAN STANLEY LIQ	03/12/2019	11/01/2021	0.030	0.030	3,200,200.00	3,200,200.00	0.00	67.13	1.0000	0	0.00	0.0000
					0.856	0.073	4,200,200.00	4,234,496.69	(27,560.00)	12,997.69	1.0066	55	0.15	0.0019

Investment Report

November 1, 2021

<u>CUSIP</u>	<u>ContNo</u>	<u>Issuer</u>	<u>Purchase Date</u>	<u>Maturity Date</u>	<u>Coupon</u>	<u>Yield to Maturity</u>	<u>Current Par</u>	<u>Market Value</u>	<u>(Premium)/Discount</u>	<u>Accrued Interest</u>	<u>Original Cost</u>	<u>Days To Maturity</u>	<u>Duration</u>	<u>Convexity</u>
Stanton II General Reserve														
00344NXX7	125516	MUNI: ABILENE TX	06/09/2021	02/15/2025	0.997	0.589	1,105,000.00	1,135,464.18	(16,398.20)	2,325.78	1.0148	1,202	3.25	0.1249
02007GKL6	123888	CD: ALLY BK	06/27/2019	06/27/2022	2.250	2.250	249,000.00	254,369.10	0.00	1,949.36	1.0000	238	0.65	0.0079
02587DS66	124131	CD: American Express	08/28/2019	05/24/2022	2.400	1.949	245,000.00	250,684.39	(2,920.40)	2,593.64	1.0119	204	0.55	0.0063
035771W67	123871	MUNI: CITY ANNAPOLIS	06/25/2019	08/01/2026	2.901	2.482	360,000.00	400,059.90	(9,756.00)	2,610.90	1.0271	1,734	4.46	0.2300
05580AYV0	125391	CD: BMW NA	03/12/2021	09/12/2023	0.200	0.200	248,000.00	248,154.47	0.00	67.95	1.0000	680	1.86	0.0444
14042RMC2	123874	CD: CAPITAL 1 NA	06/26/2019	06/26/2023	2.250	2.250	249,000.00	259,478.34	0.00	1,964.71	1.0000	602	1.62	0.0361
14042TAX5	123873	CD: CAPITAL 1 NA	06/26/2019	06/26/2023	2.250	2.250	249,000.00	259,478.34	0.00	1,964.71	1.0000	602	1.62	0.0361
15118RRP4	124230	CD: CELTIC BANK	08/30/2019	08/30/2027	2.000	2.000	250,000.00	271,989.37	0.00	27.40	1.0000	2,128	5.51	0.3418
16536HZL8	125575	CP: CHESHAM FINANCE	08/20/2021	12/20/2021	0.000	0.122	4,000,000.00	3,999,122.19	1,626.67	0.00	0.9996	49	0.13	0.0008
17312QM97	124132	CD: Citibank	08/28/2019	06/15/2022	3.100	1.949	245,000.00	252,376.71	(7,634.20)	2,892.34	1.0312	226	0.61	0.0074
23223PFG7	125294	MUNI: Cuyahoga Cnty	12/04/2020	12/01/2023	1.828	0.300	1,000,000.00	1,041,916.94	(45,470.00)	7,616.67	1.0455	760	2.04	0.0542
254673ZL3	124129	CD: Discover Bank	08/28/2019	06/26/2026	2.650	2.200	250,000.00	277,814.00	(7,092.50)	2,323.29	1.0284	1,698	4.38	0.2223
3130AABG2	120330	FHLB	04/27/2017	11/29/2021	1.875	1.867	500,000.00	513,278.33	(178.00)	3,958.33	1.0004	28	0.08	0.0005
31315PZS1	125349	FAMCA	01/20/2021	01/24/2023	2.130	2.156	300,000.00	314,278.25	150.00	1,721.75	0.9995	449	1.21	0.0221
38149MBW2	123875	CD: GOLDMAN SACHS	06/26/2019	06/26/2023	2.350	2.350	249,000.00	259,975.56	0.00	2,052.03	1.0000	602	1.61	0.0361
404280BA6	124985	CORP: HSBC	03/11/2020	05/25/2023	3.600	1.650	1,000,000.00	1,069,764.31	(60,620.00)	15,600.00	1.0606	570	1.51	0.0329
438670Q79	124456	MUNI: CTY HONOLULU	10/16/2019	11/01/2022	2.512	1.721	750,000.00	777,795.00	(17,325.00)	9,629.33	1.0231	365	0.98	0.0158
4423315T7	124242	MUNI: HOUSTON	09/10/2019	03/01/2024	1.950	1.845	500,000.00	522,892.96	(2,255.00)	1,642.96	1.0045	851	2.28	0.0661
45506DWT8	123872	MUNI: INDIANA STATE	06/25/2019	07/01/2027	2.816	2.532	950,000.00	1,038,308.83	(19,475.00)	8,917.33	1.0205	2,068	5.26	0.3125
459200HP9	123963	CORP: IBM	07/15/2019	08/01/2023	3.375	2.423	500,000.00	532,449.17	(18,235.00)	4,218.75	1.0365	638	1.70	0.0397
61760AV55	124127	CD: MORGAN	08/28/2019	08/22/2024	2.000	2.000	250,000.00	263,300.15	0.00	972.60	1.0000	1,025	2.74	0.0919
64966MEB1	124124	MUNI: NYC	08/28/2019	08/01/2027	2.520	2.128	300,000.00	315,369.00	(8,526.00)	1,890.00	1.0284	2,099	5.38	0.3251
64966MGL7	123854	MUNI: NYC Trans Fin	06/21/2019	12/01/2024	2.900	2.355	2,875,000.00	3,127,324.38	(79,522.50)	35,434.38	1.0277	1,126	2.94	0.1066
64990AKS3	124122	MUNI: NYSHGR	08/28/2019	03/15/2022	2.950	1.872	160,000.00	165,404.82	(4,227.20)	612.82	1.0264	134	0.37	0.0033
67869TAD7	123970	MUNI: OKL CNTY SD	07/15/2019	06/01/2024	2.650	2.260	1,000,000.00	1,057,232.50	(17,870.00)	11,262.50	1.0179	943	2.49	0.0784
68607VT54	123966	MUNI: OREGON LOTTERY	07/15/2019	04/01/2025	2.946	2.270	1,000,000.00	1,091,421.83	(35,860.00)	2,536.83	1.0359	1,247	3.27	0.1285
69349LAG3	125381	CORP: PNC	02/19/2021	11/01/2022	2.700	0.305	750,000.00	779,948.14	(30,330.00)	10,350.00	1.0404	365	0.98	0.0159
70153RKR8	125407	CD: PARKWAY BK & TRT	03/30/2021	03/30/2023	0.150	0.150	248,000.00	247,985.95	0.00	32.61	1.0000	514	1.41	0.0271
73474TAR1	123965	MUNI: PORT OF MORROW	07/15/2019	09/01/2025	2.302	2.423	500,000.00	533,450.31	3,435.00	1,950.31	0.9931	1,400	3.68	0.1597
73723RH6	124121	MUNI: CITY OF PORTS	08/28/2019	02/01/2027	2.000	1.967	500,000.00	530,345.00	(1,140.00)	2,500.00	1.0023	1,918	5.00	0.2827
74153WCM9	125522	CORP: PRICOA GL FD	06/10/2021	09/01/2025	0.800	0.860	895,000.00	914,387.65	2,225.31	1,193.33	0.9975	1,400	3.78	0.1653
7954503Q6	123877	CD: SALLIE MAE	06/26/2019	06/27/2022	2.250	2.248	249,000.00	258,423.10	0.00	1,949.36	1.0000	238	0.65	0.0080
864784GR8	125296	MUNI: SUFFOLKVA	12/04/2020	06/01/2024	0.750	0.391	1,000,000.00	1,017,538.27	(12,440.00)	3,125.00	1.0124	943	2.56	0.0805
88213AGC3	124126	MUNI: TEXAS A&M UNIV	08/28/2019	05/15/2027	2.508	2.058	100,000.00	108,603.09	(3,175.00)	1,158.59	1.0318	2,021	5.17	0.3030
88213AHL2	123968	MUNI: TEXAS A&M UNIV	07/15/2019	05/15/2024	2.884	2.215	500,000.00	547,466.94	(15,195.00)	6,809.44	1.0304	926	2.43	0.0757

Investment Report

November 1, 2021

<u>CUSIP</u>	<u>ContNo</u>	<u>Issuer</u>	<u>Purchase Date</u>	<u>Maturity Date</u>	<u>Coupon</u>	<u>Yield to Maturity</u>	<u>Current Par</u>	<u>Market Value</u>	<u>(Premium)/Discount</u>	<u>Accrued Interest</u>	<u>Original Cost</u>	<u>Days To Maturity</u>	<u>Duration</u>	<u>Convexity</u>
Stanton II General Reserve (Continued)														
912828W89	121938	US Treasury	04/19/2018	03/31/2022	1.875	2.624	1,050,000.00	1,077,448.42	29,326.17	1,730.77	0.9721	150	0.41	0.0039
91282CBD2	125344	US Treasury	01/21/2021	12/31/2022	0.125	0.131	1,500,000.00	1,500,631.45	176.39	645.83	0.9999	425	1.17	0.0198
91282CDB4	125666	US Treasury	10/20/2021	10/15/2024	0.625	0.710	2,000,000.00	2,026,336.39	5,014.98	582.19	0.9975	1,079	2.93	0.1025
949763RK4	124130	CD: WELLS FARGO	08/28/2019	06/14/2022	3.100	1.949	245,000.00	249,847.41	(7,663.60)	374.55	1.0313	225	0.61	0.0073
VP4560000	124594	Wells Fargo	11/04/2019	11/01/2021	0.010	0.010	551,867.65	551,867.65	0.00	0.15	1.0000	0	0.00	0.0000
					1.696	1.344	28,872,867.65	30,043,982.79	(381,354.08)	159,188.49	1.0132	785	2.08	0.0789
Stanton II O&M														
05565EBM6	125647	CORP: BMW US CAPITAL	10/01/2021	04/06/2023	3.800	0.436	1,000,000.00	1,055,014.71	(50,700.00)	2,638.89	1.0507	521	1.40	0.0281
05571BZ89	125400	CP: BCPE	03/25/2021	12/08/2021	0.000	0.452	500,000.00	499,924.55	1,592.50	0.00	0.9968	37	0.10	0.0006
110122CY2	125630	CORP: Bristol-Myers	09/13/2021	02/15/2023	2.750	0.389	800,000.00	831,621.53	(26,760.00)	4,644.44	1.0335	471	1.27	0.0238
3135G05T6	125536	FNMA	07/08/2021	08/18/2023	0.350	0.291	1,000,000.00	1,003,782.93	(1,250.00)	709.72	1.0013	655	1.79	0.0417
377373AL9	125520	CORP: GLAXOSMITH	06/10/2021	10/01/2023	0.534	0.373	1,000,000.00	1,007,810.40	(3,690.00)	445.00	1.0037	699	1.91	0.0469
N/A	125282	STANTON II SBA	11/05/2020	11/01/2021	0.100	0.100	3,092,903.24	3,092,903.24	0.00	8.59	1.0000	0	0.00	0.0000
VP4560000	125385	Wells Fargo	12/31/2020	11/01/2021	0.010	0.010	2,248,985.47	2,248,985.47	0.00	12.51	1.0000	0	0.00	0.0000
					0.748	0.204	9,641,888.71	9,740,042.83	(80,807.50)	8,459.15	1.0084	235	0.64	0.0141
STANTON II PROJECT FUND 2020 POOLED LOAN														
N/A	125118	Goldman Sachs M-Mkt	06/25/2020	11/01/2021	0.010	0.010	0.05	0.05	0.00	0.00	1.0000	0	0.00	0.0000
					0.010	0.010	0.05	0.05	0.00	0.00	1.0000	0	0.00	0.0000
Stanton II R&R														
15654VAR9	125638	CORP: Century Housin	09/16/2021	02/15/2023	0.300	0.300	500,000.00	501,277.12	0.00	187.50	1.0000	471	1.29	0.0235
742718EB1	125586	CORP: Procter & Gamb	08/26/2021	08/15/2023	3.100	0.246	300,000.00	317,798.03	(16,809.00)	1,963.33	1.0560	652	1.74	0.0413
87165FC85	125676	CD: SYNCHRONY BANK	10/29/2021	10/28/2022	0.150	0.150	249,000.00	249,008.88	0.00	3.07	1.0000	361	0.99	0.0147
89236THU2	125332	CORP: TOYOTA	01/11/2021	01/11/2024	0.450	0.373	500,000.00	503,871.23	(1,150.00)	687.50	1.0023	801	2.18	0.0598
90348JT34	125639	CD: UBS BANK	09/22/2021	09/22/2023	0.350	0.350	250,000.00	250,814.17	0.00	23.97	1.0000	690	1.88	0.0457
VP4560000	124595	Wells Fargo	11/04/2019	11/01/2021	0.010	0.010	859,409.61	859,409.61	0.00	0.24	1.0000	0	0.00	0.0000
					0.541	0.205	2,658,409.61	2,682,179.04	(17,959.00)	2,865.61	1.0068	412	1.12	0.0260
STANTON II REVENUE FUND 2020 POOLED LOAN														
N/A	125409	Goldman Sachs M-Mkt	03/29/2021	11/01/2021	0.010	0.010	0.01	0.01	0.00	0.00	1.0000	0	0.00	0.0000
					0.010	0.010	0.01	0.01	0.00	0.00	1.0000	0	0.00	0.0000
STANTON II SUBORDINATED DEBT FUND 2020														
X9X9USDADM1	125145	MORGAN STANLEY LIQ	07/27/2020	11/01/2021	0.030	0.030	47,715.55	47,715.55	0.00	0.28	1.0000	0	0.00	0.0000
					0.030	0.030	47,715.55	47,715.55	0.00	0.28	1.0000	0	0.00	0.0000
		STN2 Pool Summary			1.294	0.884	47,731,906.74	49,069,697.45	(507,576.83)	184,361.70	1.0106	570	1.52	0.0539

Investment Report

November 1, 2021

<u>CUSIP</u>	<u>ContNo</u>	<u>Issuer</u>	<u>Purchase Date</u>	<u>Maturity Date</u>	<u>Coupon</u>	<u>Yield to Maturity</u>	<u>Current Par</u>	<u>Market Value</u>	<u>(Premium)/Discount</u>	<u>Accrued Interest</u>	<u>Original Cost</u>	<u>Days To Maturity</u>	<u>Duration</u>	<u>Convexity</u>
Tri City Contingency														
05531FBJ1	125619	CORP: Truist	09/02/2021	03/16/2023	2.200	0.359	150,000.00	154,671.83	(4,233.00)	412.50	1.0282	500	1.35	0.0262
05571BZ89	125300	CP: BCPE	12/09/2020	12/08/2021	0.000	0.320	250,000.00	249,962.28	796.25	0.00	0.9968	37	0.10	0.0006
91282CDB4	125668	US Treasury	10/20/2021	10/15/2024	0.625	0.710	700,000.00	709,217.74	1,755.24	203.77	0.9975	1,079	2.93	0.1025
VP4560000	124597	Wells Fargo	11/04/2019	11/01/2021	0.010	0.010	33,522.23	33,522.23	0.00	0.01	1.0000	0	0.00	0.0000
					0.677	0.557	1,133,522.23	1,147,374.08	(1,681.51)	616.28	1.0015	741	2.01	0.0669
Tri City General Reserve														
05531FBJ1	125620	CORP: Truist	09/02/2021	03/16/2023	2.200	0.359	100,000.00	103,114.55	(2,822.00)	275.00	1.0282	500	1.35	0.0262
16536HXL8	125574	CP: CHESHAM FINANCE	08/20/2021	12/20/2021	0.000	0.122	300,000.00	299,934.16	122.00	0.00	0.9996	49	0.13	0.0008
89235MKZ3	125466	CD: TOYOTA FIN BK	04/30/2021	05/01/2023	0.200	0.200	250,000.00	250,127.89	0.00	4.11	1.0000	546	1.49	0.0301
VP4560000	124598	Wells Fargo	11/04/2019	11/01/2021	0.010	0.010	30,634.70	30,634.70	0.00	0.01	1.0000	0	0.00	0.0000
					0.397	0.180	680,634.70	683,811.30	(2,700.00)	279.12	1.0040	296	0.81	0.0153
Tri City O&M														
N/A	125283	TRI CITY SBA	11/05/2020	11/01/2021	0.100	0.100	248,025.46	248,025.46	0.00	0.69	1.0000	0	0.00	0.0000
VP4560000	124614	Wells Fargo	11/21/2019	11/01/2021	0.010	0.010	522,335.27	522,335.27	0.00	0.91	1.0000	0	0.00	0.0000
					0.039	0.039	770,360.73	770,360.73	0.00	1.60	1.0000	0	0.00	0.0000
Tri City R&R														
05914GAC2	125395	MUNI: BALTIMORE CNTY	03/22/2021	08/01/2023	0.240	0.216	250,000.00	250,458.47	(142.50)	150.00	1.0006	638	1.74	0.0397
606822AL8	125330	CP: MUFG Bank	01/11/2021	02/22/2022	2.998	0.234	258,000.00	261,791.67	(7,928.34)	1,482.51	1.0307	113	0.31	0.0025
87165FC85	125677	CD: SYNCHRONY BANK	10/29/2021	10/28/2022	0.150	0.150	249,000.00	249,008.88	0.00	3.07	1.0000	361	0.99	0.0147
VP4560000	124578	Wells Fargo	11/04/2019	11/01/2021	0.010	0.010	500,039.92	500,039.92	0.00	0.14	1.0000	0	0.00	0.0000
					0.697	0.125	1,257,039.92	1,261,298.94	(8,070.84)	1,635.72	1.0064	222	0.61	0.0113
TRI Pool Summary					0.506	0.245	3,841,557.58	3,862,845.05	(12,452.35)	2,532.72	1.0032	343	0.94	0.0262
Open Investments					0.855	1.968	522,765,370.57	533,676,734.36	(5,377,132.45)	1,154,124.33	1.0012	461	1.23	0.0449