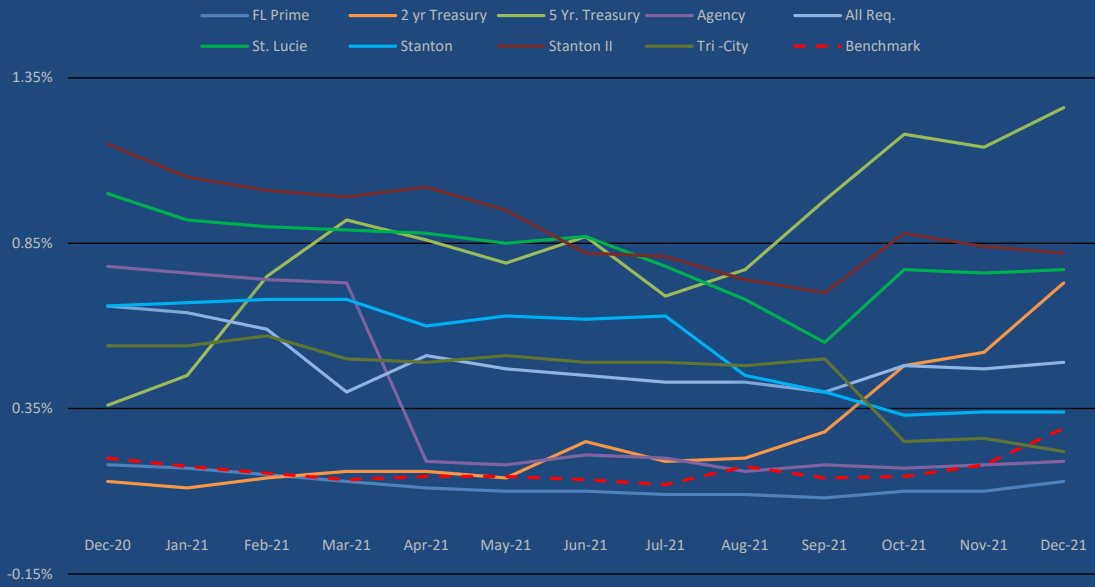
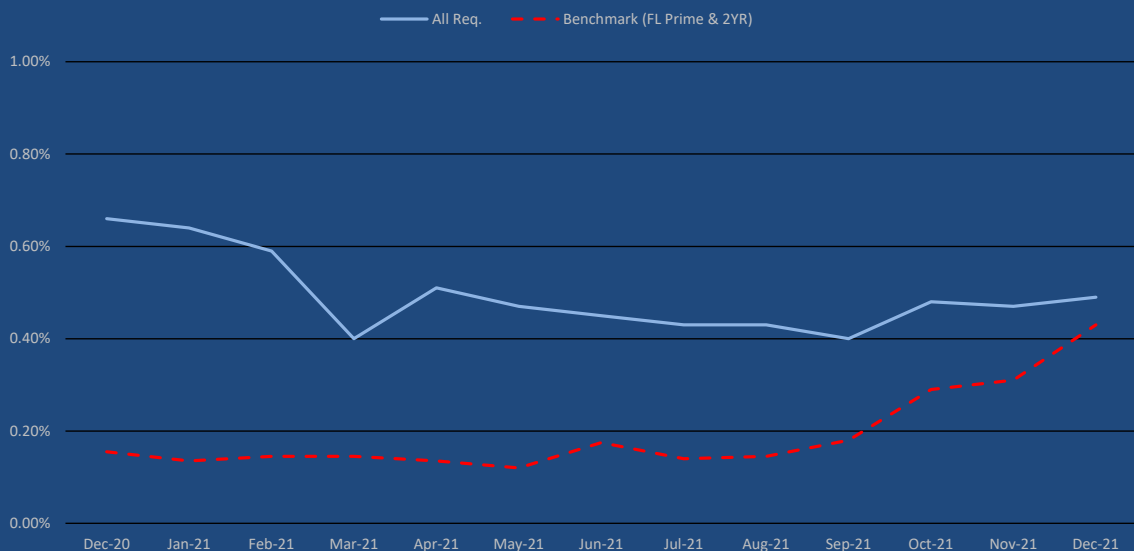


**FMPA BOD Projects Total Weighted Average Yield vs.
Florida Prime and 2 YR & 5YR Treasury
(DEC 2020 - DEC 2021)**



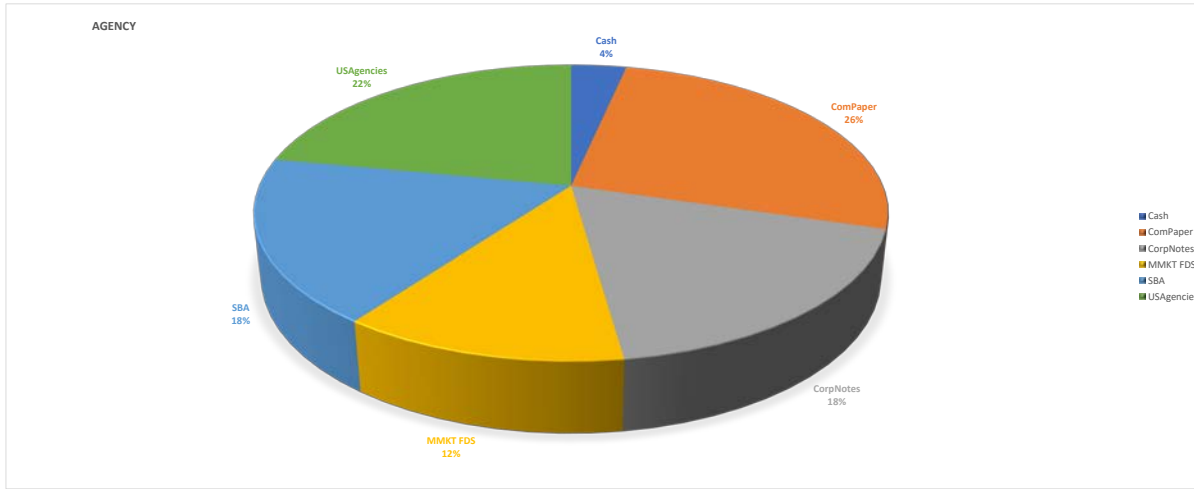
Month	FL Prime	2 yr Treasury	5 Yr. Treasury	Agency	All Req.	St. Lucie	Stanton	Stanton II	Tri-City
12/31/2020	0.18%	0.13%	0.36%	0.78%	0.66%	1.00%	0.66%	1.15%	0.54%
1/31/2021	0.17%	0.11%	0.45%	0.76%	0.64%	0.92%	0.67%	1.05%	0.54%
2/28/2021	0.15%	0.14%	0.75%	0.74%	0.59%	0.90%	0.68%	1.01%	0.57%
3/31/2021	0.13%	0.16%	0.92%	0.73%	0.40%	0.89%	0.68%	0.99%	0.50%
4/30/2021	0.11%	0.16%	0.86%	0.19%	0.51%	0.88%	0.60%	1.02%	0.49%
5/31/2021	0.10%	0.14%	0.79%	0.18%	0.47%	0.85%	0.63%	0.95%	0.51%
6/30/2021	0.10%	0.25%	0.87%	0.21%	0.45%	0.87%	0.62%	0.82%	0.49%
7/31/2021	0.09%	0.19%	0.69%	0.20%	0.43%	0.78%	0.63%	0.81%	0.49%
8/31/2021	0.09%	0.20%	0.77%	0.16%	0.43%	0.68%	0.45%	0.74%	0.48%
9/30/2021	0.08%	0.28%	0.98%	0.18%	0.40%	0.55%	0.40%	0.70%	0.50%
10/31/2021	0.10%	0.48%	1.18%	0.17%	0.48%	0.77%	0.33%	0.88%	0.25%
11/30/2021	0.10%	0.52%	1.14%	0.18%	0.47%	0.76%	0.34%	0.84%	0.26%
12/31/2021	0.13%	0.73%	1.26%	0.19%	0.49%	0.77%	0.34%	0.82%	0.22%

**FMPA All-Requirements Total Weighted Average Yield vs.
Florida Prime and 2 Year Treasury
(DEC 2020 - DEC 2021)**

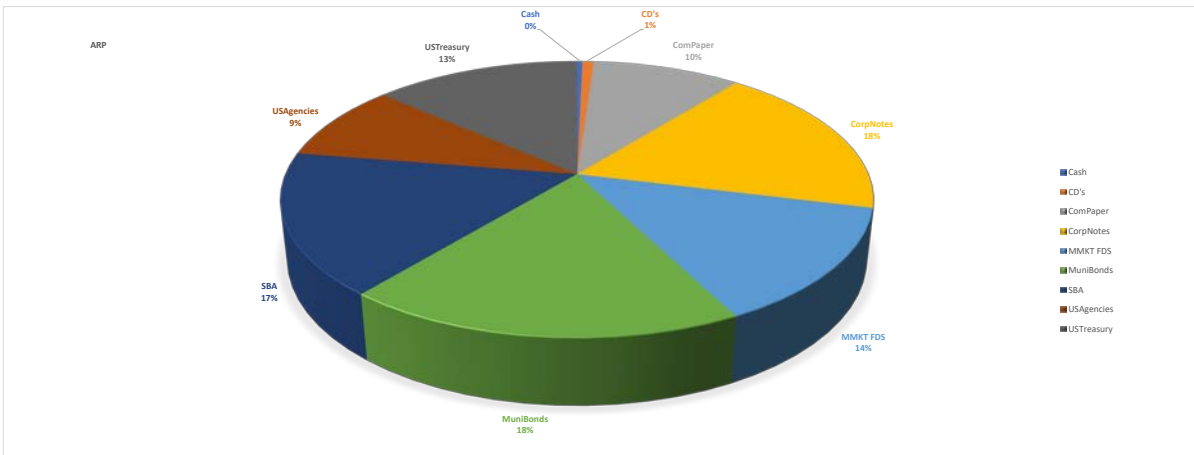


FMPA_MonthlyDiversification December 31, 2021

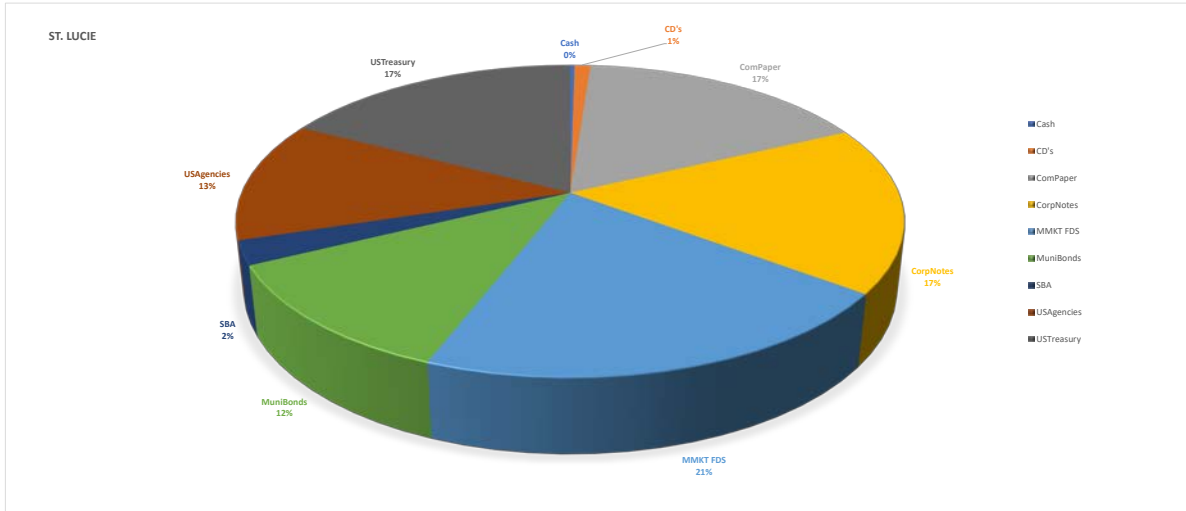
Sum of value	Column Labels	ComPaper	CorpNotes	MMKT FDS	SBA	USAgencies	Grand Total
Row Labels	Cash						
AGN	383,620.59						383,620.59
AGN-O&M		2,999,159.65	2,067,813.46	1,404,131.39	2,049,448.72	2,505,511.18	11,026,064.40
Grand Total	383,620.59	2,999,159.65	2,067,813.46	1,404,131.39	2,049,448.72	2,505,511.18	11,409,684.99
% of Total	3.36%	26%	18%	12%	18%	22%	100%



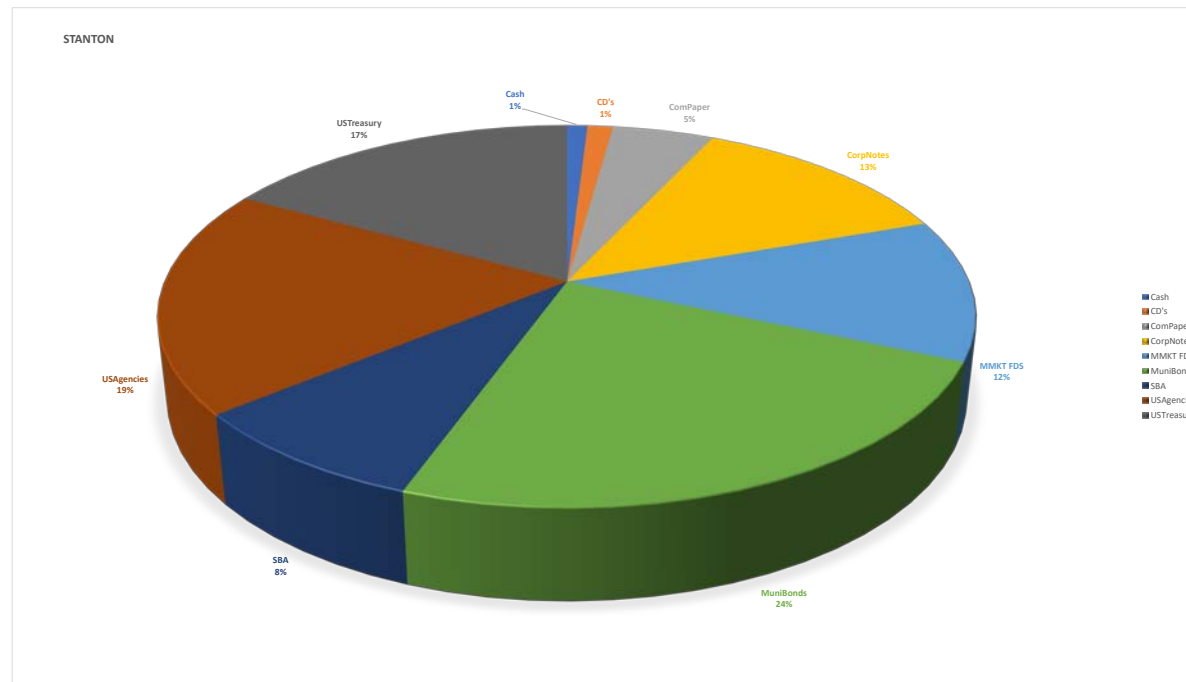
Sum of value	Column Labels	CD's	ComPaper	CorpNotes	MMKT FDS	MuniBonds	SBA	USAgencies	USTreasury	Grand Total
Row Labels	Cash									
ARP	928,865.19									928,865.19
ARP-GEN		505,598.55			360,759.86	764,712.29		1,000,591.56	4,188,002.47	6,819,664.73
ARP-O&M		1,036,135.83	4,999,173.73	2,561,712.48	19,668,903.14	5,496,196.63	28,632,275.14	6,510,915.31	12,230,725.53	81,136,037.79
ARP-R&R		250,237.83		6,111,104.29	754,224.40	8,666,073.63		3,848,784.62	3,665,215.20	23,295,639.97
ARP-SOLAR		251,600.55		3,518,746.02	14,995.06					3,785,341.63
ARP RPA			2,499,743.54		1,130,455.66					3,630,199.20
ARP-21ACON			9,930,157.61			3,298,750.77	1,946,727.60		17,022,913.79	32,198,549.77
ARP-21BSUB			2,997,126.42	35,956,913.43	795,546.12	32,641,608.05	15,286,195.50	13,597,362.26		101,274,751.78
ARP-CON13A			1,249,355.07	1,011,822.45	169,541.52					2,430,719.04
ARP-DS15B			899,529.20		1,878,741.17					2,778,270.37
ARP-DS16A			3,499,795.17		7,388,114.64					10,887,909.81
ARP-DS17B			599,686.13		1,450,065.65					2,049,751.78
ARP-CONT				1,066,916.42	70,596.04	303,999.45				1,441,511.91
ARP-2019A					940,535.84					940,535.84
ARP-2019B					438,654.13					438,654.13
ARP-21A DS					321,926.38					321,926.38
ARP-21B DS					739,700.19					739,700.19
ARP-DS17A					870,755.73					870,755.73
ARP-DS18A					529,937.59					529,937.59
ARP-SUBDBT					2.51					2.51
Grand Total	928,865.19	2,043,572.76	26,674,566.87	50,227,215.09	37,523,455.63	51,171,340.82	45,865,198.24	24,957,653.75	37,106,856.99	276,498,725.34
% OF TOTAL	0.34%	0.74%	9.65%	18.17%	13.57%	18.51%	16.59%	9.03%	13.42%	100.00%



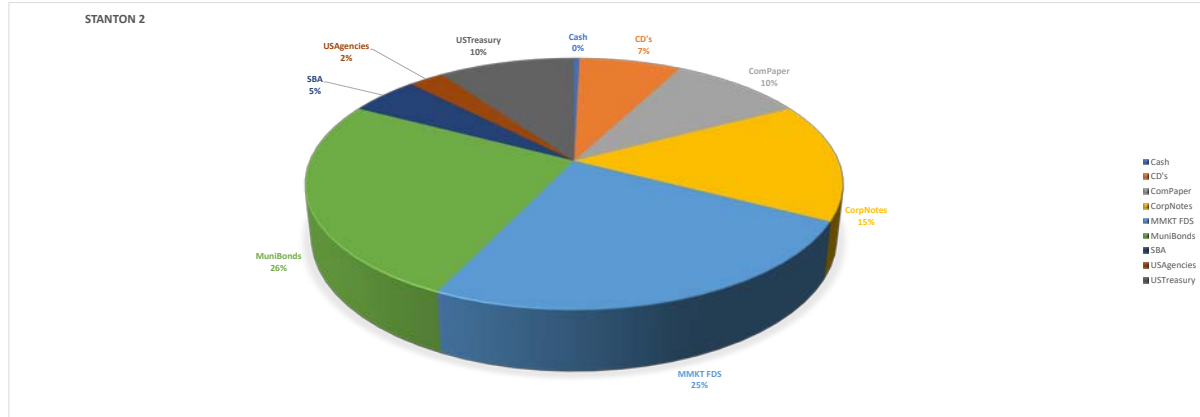
Sum of value	Column Labels									
Row Labels	Cash	CD's	ComPaper	CorpNotes	MMKT FDS	MuniBonds	SBA	USAgencies	USTreasury	Grand Total
SL	200,000.00									200,000.00
STL-R&R		749,789.06	997,142.85	1,108,649.02	1,418,596.00	1,561,957.81		786,896.00	1,513,704.05	8,136,734.79
STL NFS			2,999,913.02		1,527,336.78					4,527,249.80
STL-12-DSR			1,698,014.56		1,757,654.48					3,455,669.04
STL-GEN			6,991,523.47	11,489,558.33	6,614,698.22	8,083,295.30		7,840,856.83	5,028,212.37	46,048,144.52
STL-O&M			997,168.47	1,027,963.26	3,069,705.98		2,022,945.92		1,039,335.72	8,157,119.35
STL-CONT				517,159.00	811,414.46			1,002,058.33		2,330,631.79
STL-12-DS					745,345.38					745,345.38
STL-DS13A					387,891.82					387,891.82
STL-DS21A					515,474.20					515,474.20
STL-DECOM								600,048.06	6,552,720.63	7,152,768.69
Grand Total	200,000.00	749,789.06	13,683,762.37	14,143,329.61	16,848,117.32	9,645,253.11	2,022,945.92	10,229,859.22	14,133,972.77	81,657,029.38
% OF TOTAL	0.24%	0.92%	16.76%	17.32%	20.63%	11.81%	2.48%	12.53%	17.31%	100.00%



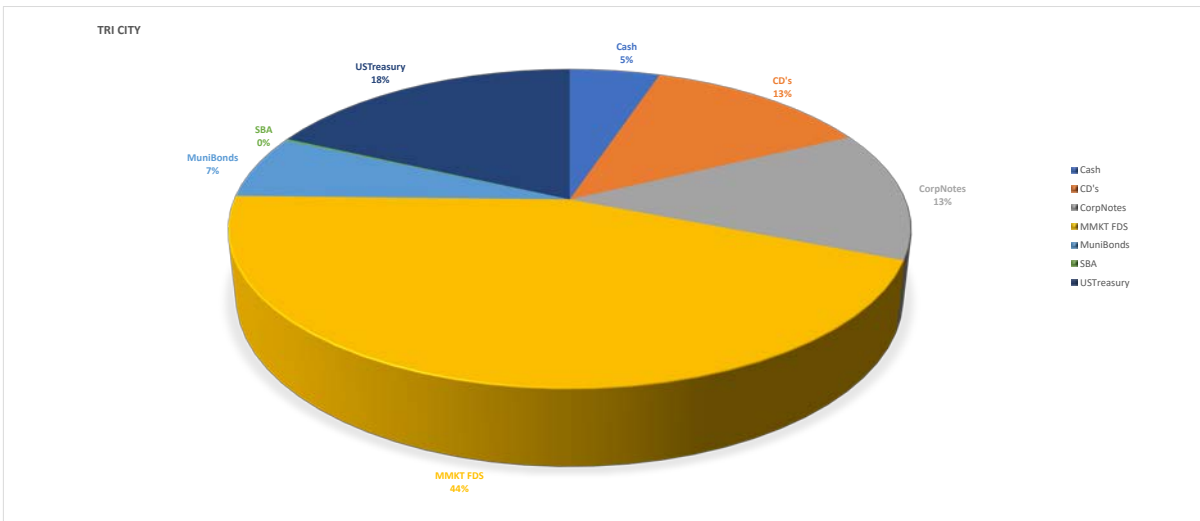
Sum of value	Column Labels									
Row Labels	Cash	CD's	ComPaper	CorpNotes	MMKT FDS	MuniBonds	SBA	USAgencies	USTreasury	Grand Total
STN	200,000.00									200,000.00
STN-GEN		250,190.97		2,648,101.84	675,371.48	2,784,163.85		3,001,559.76	2,027,353.19	11,386,741.09
STN-O&M			998,926.86		985,584.44		1,775,227.83	1,000,540.00		4,760,279.13
STN-CONT					68,743.36	1,019,616.39		-		1,088,359.75
STN-R&R					787,253.47	1,181,688.34			1,500,082.37	3,469,024.18
Grand Total	200,000.00	250,190.97	998,926.86	2,648,101.84	2,516,952.75	4,985,468.58	1,775,227.83	4,002,099.76	3,527,435.56	20,904,404.15
% OF TOTAL	1.0%	1.2%	4.8%	12.7%	12.0%	23.8%	8.5%	19.1%	16.9%	100.0%



Sum of value	Column Labels									
Row Labels	Cash	CD's	CompPaper	CorpNotes	MMKT FDS	MuniBonds	SBA	USAgencies	USTreasury	Grand Total
STN2	200,000.00									200,000.00
STN2-GEN		3,330,039.51		3,269,688.91	5,364,791.10	13,364,633.71		315,343.25	4,608,183.26	30,252,679.74
STN2-R&R		499,849.19		1,323,018.32	1,199,615.51					3,022,483.02
STN2-12DSR			2,997,126.42		1,235,989.50					4,233,115.92
STN2-O&M			1,997,853.72	2,895,313.45	1,196,577.25		2,593,303.97	1,004,191.47		9,687,239.86
STN2-CONT				504,074.89	127,557.68				506,838.30	1,138,470.87
STN2-12D5					1,889,565.52					1,889,565.52
STN2-DS17A					225,527.77					225,527.77
STN2-DS17B					1,434,329.15					1,434,329.15
STN2-DS20					0.89					0.89
STN2-PR20					0.05					0.05
STN2-REV20					0.01					0.01
STN2-SUBDT					143,076.22					143,076.22
Grand Total	200,000.00	3,829,888.70	4,994,980.14	7,992,095.57	12,817,030.65	13,364,633.71	2,593,303.97	1,319,534.72	5,115,021.56	52,226,489.02
% OF TOTAL	0.38%	7.33%	9.56%	15.30%	24.54%	25.59%	4.97%	2.53%	9.79%	100%



Sum of value	Column Labels							Grand Total
Row Labels	Cash	CD's	CorpNotes	MMKT FDS	MuniBonds	SBA	USTreasury	Grand Total
TC	200,000.00							200,000.00
TRI-GEN		250,220.28	103,143.54	355,635.14				708,998.96
TRI-R&R		249,075.71	261,833.77	438,083.53	250,546.28			1,199,539.29
TRI-CONT			154,715.31	283,526.43			709,573.62	1,147,815.36
TRI-O&M				664,684.87		7,085.60		671,770.47
Grand Total	200,000.00	499,295.99	519,692.62	1,741,929.97	250,546.28	7,085.60	709,573.62	3,928,124.08
% OF TOTAL	5.09%	12.71%	13.23%	44.35%	6.38%	0.18%	18.06%	100%



Investment Report

January 1, 2022

CUSIP	ContNo	Issuer	Purchase Date	Maturity Date	Coupon	Yield to Maturity	Current Par	Market Value	(Premium)/Discount	Accrued Interest	Original Cost	Days To Maturity	Duration	Convexity
Agency O&M														
00850VDC3	125433	CP: AGRI BK CHINA NY	04/22/2021	04/12/2022	0.000	0.295	1,000,000.00	999,394.05	2,859.72	0.00	0.9971	101	0.28	0.0021
27873KBF8	125702	CP: EBURY FIN	11/15/2021	02/15/2022	0.000	0.172	1,000,000.00	999,804.90	434.44	0.00	0.9996	45	0.12	0.0008
3135G05T6	125535	FNMA	07/08/2021	08/18/2023	0.350	0.291	500,000.00	502,095.74	(625.00)	646.53	1.0013	594	1.62	0.0351
31422XMA7	125616	FAMCA	09/01/2021	09/01/2023	0.230	0.210	2,000,000.00	2,003,415.44	(800.00)	1,533.33	1.0004	608	1.66	0.0365
377373AL9	125518	CORP: GLAXOSMITH	06/10/2021	10/01/2023	0.534	0.373	1,000,000.00	1,008,148.71	(3,690.00)	1,335.00	1.0037	638	1.74	0.0400
62455BAE5	125701	CP: Mountcliff Fund	11/12/2021	01/14/2022	0.000	0.142	1,000,000.00	999,960.70	245.00	0.00	0.9998	13	0.04	0.0002
742718EB1	125587	CORP: Procter & Gamb	08/26/2021	08/15/2023	3.100	0.246	1,000,000.00	1,059,664.75	(56,030.00)	11,711.11	1.0560	591	1.57	0.0350
N/A	125278	AGENCY SBA	11/05/2020	01/04/2022	0.130	0.130	2,049,448.72	2,049,448.72	0.00	223.71	1.0000	3	0.01	0.0000
VP4560000	124711	Wells Fargo	11/26/2019	01/04/2022	0.010	0.010	1,404,131.39	1,404,131.39	0.00	11.32	1.0000	3	0.01	0.0000
					0.415	0.189	10,953,580.11	11,026,064.40	(57,605.84)	15,461.00	1.0053	266	0.72	0.0154
AGN Pool Summary					0.415	0.189	10,953,580.11	11,026,064.40	(57,605.84)	15,461.00	1.0053	266	0.72	0.0154
ALL REQUIREMENTS 2013A CONSTRUCTION														
0347M3CW2	125674	CP: Anglesea Funding	10/28/2021	03/30/2022	0.000	0.142	1,000,000.00	999,485.85	595.00	0.00	0.9994	88	0.24	0.0018
30231GAJ1	125422	CORP: EXXON MOBIL	04/13/2021	03/06/2022	2.397	0.533	1,000,000.00	1,011,822.45	(16,660.00)	7,657.08	1.0167	64	0.18	0.0012
40588MCX3	125704	CP: HALKIN FINANCE	11/15/2021	03/31/2022	0.000	0.172	250,000.00	249,869.22	160.55	0.00	0.9994	89	0.24	0.0018
N/A	116079	Goldman Sachs M-Mkt	09/17/2013	01/04/2022	0.010	0.010	169,541.52	169,541.52	0.00	1.66	1.0000	3	0.01	0.0000
					0.991	0.297	2,419,541.52	2,430,719.04	(15,904.45)	7,658.74	1.0066	72	0.20	0.0014
ALL REQUIREMENTS 2021A CONSTRUCTION														
00850VDN9	125444	CP: AGRI BK CHINA NY	04/27/2021	04/22/2022	0.000	0.305	5,000,000.00	4,996,626.52	15,000.00	0.00	0.9970	111	0.30	0.0024
2198X3DS3	125459	CP: CORP ANDINA	04/27/2021	04/26/2022	0.000	0.285	4,937,000.00	4,933,531.09	13,977.19	0.00	0.9972	115	0.31	0.0026
882724QX8	125679	MUNI: STATE OF TEXAS	10/29/2021	10/01/2022	1.614	0.121	3,250,000.00	3,298,750.77	(44,720.00)	13,113.75	1.0138	273	0.75	0.0098
91282TY6	125703	US Treasury	11/15/2021	11/15/2022	1.625	0.174	1,000,000.00	1,015,231.60	(14,492.19)	2,121.53	1.0145	318	0.87	0.0123
91282ZH6	125673	US Treasury	10/28/2021	04/15/2023	0.250	0.304	2,500,000.00	2,505,237.97	1,952.51	1,335.62	0.9992	469	1.29	0.0234
91282CAP6	125683	US Treasury	10/29/2021	10/15/2023	0.125	0.486	2,500,000.00	2,499,863.38	17,579.46	677.08	0.9930	652	1.79	0.0413
91282CAR2	125455	US Treasury	04/27/2021	10/31/2022	0.125	0.125	5,000,000.00	5,001,522.79	(0.28)	1,093.75	1.0000	303	0.83	0.0111
91282CCU3	125602	US Treasury	08/31/2021	08/31/2023	0.125	0.203	6,000,000.00	6,001,058.05	9,375.00	2,562.50	0.9984	607	1.66	0.0363
N/A	125432	Goldman Sachs M-Mkt	04/15/2021	01/04/2022	0.010	0.010	0.00	0.00	0.00	11.47	1.0000	3	0.01	0.0000
N/A	125475	ARP 21A CONSTR SBA	04/30/2021	01/04/2022	0.130	0.130	1,946,727.60	1,946,727.60	0.00	384.20	1.0000	3	0.01	0.0000
					0.294	0.235	32,133,727.60	32,198,549.77	(1,328.31)	21,299.90	1.0000	320	0.88	0.0157

Investment Report

January 1, 2022

<u>CUSIP</u>	<u>ContNo</u>	<u>Issuer</u>	<u>Purchase Date</u>	<u>Maturity Date</u>	<u>Coupon</u>	<u>Yield to Maturity</u>	<u>Current Par</u>	<u>Market Value</u>	<u>(Premium)/Discount</u>	<u>Accrued Interest</u>	<u>Original Cost</u>	<u>Days To Maturity</u>	<u>Duration</u>	<u>Convexity</u>
ALL REQUIREMENTS 2021B SUBORDINATE BOND PROCEED														
02665WDL2	125449	CORP: HONDA	04/27/2021	07/08/2025	1.200	1.022	6,500,000.00	6,756,788.66	(47,385.00)	37,483.33	1.0073	1,284	3.43	0.1395
06406RAS6	125442	CORP: Bank of NY	04/27/2021	04/26/2024	0.500	0.487	5,000,000.00	5,043,396.92	(1,884.99)	4,513.89	1.0004	846	2.30	0.0659
10373QBJ8	125448	CORP: BP CAPITAL MKT	04/27/2021	04/06/2025	3.194	1.060	5,000,000.00	5,522,222.63	(410,799.99)	37,706.94	1.0822	1,191	3.11	0.1179
127145LF5	125506	MUNI: CACHE CNTY UT	05/27/2021	06/15/2025	3.000	0.660	1,975,000.00	2,165,849.72	(184,386.00)	2,633.33	1.0934	1,261	3.31	0.1315
160357XD6	125503	MUNI: CTY CHARLESTON	05/26/2021	03/01/2025	1.250	0.520	1,255,000.00	1,301,356.57	(34,098.35)	5,229.17	1.0272	1,155	3.10	0.1154
23223PFP7	125501	MUNI: Cuyahoga Cnty	05/21/2021	12/01/2023	4.000	0.093	2,500,000.00	2,691,301.88	(238,750.00)	8,333.33	1.0955	699	1.86	0.0463
235308D75	125460	MUNI: DALLAS TX SCH	04/27/2021	08/15/2025	4.000	0.700	6,110,000.00	7,030,317.31	(852,528.30)	92,328.89	1.1395	1,322	3.38	0.1382
3133EMWH1	125451	FFCB	04/27/2021	04/21/2025	0.710	0.710	3,000,000.00	3,046,532.22	0.00	4,260.00	1.0000	1,206	3.26	0.1255
3135G05X7	125450	FNMA	04/27/2021	08/25/2025	0.375	0.692	3,000,000.00	3,010,001.92	40,470.00	3,937.50	0.9865	1,332	3.62	0.1515
3135G06G3	125721	FNMA	12/08/2021	11/07/2025	0.500	1.192	5,000,000.00	5,033,941.24	131,900.00	3,750.00	0.9736	1,406	3.81	0.1672
3137EAXE3	125497	FHLMC	05/17/2021	09/23/2025	0.375	0.691	2,500,000.00	2,506,886.88	33,750.00	2,552.08	0.9865	1,361	3.70	0.1577
341271AD6	125458	MUNI: FLORIDA SBA	04/27/2021	07/01/2025	1.258	0.978	5,000,000.00	5,178,653.75	(57,150.00)	31,450.00	1.0114	1,277	3.41	0.1378
35569PFG3	125498	MUNI: FREDERICK CNTY	05/17/2021	08/01/2025	3.000	0.637	1,630,000.00	1,810,929.45	(159,560.70)	20,375.00	1.0979	1,308	3.39	0.1385
37331NAJ0	125441	CORP:GEORGIA-PAC IFIC	04/27/2021	09/30/2025	1.750	1.130	5,500,000.00	5,830,443.34	(146,841.42)	24,329.86	1.0267	1,368	3.63	0.1551
485106UW6	125461	Kansas City, MO	04/28/2021	04/01/2025	1.295	0.949	2,000,000.00	2,076,291.75	(26,600.00)	6,475.00	1.0133	1,186	3.18	0.1207
53944REX3	125694	CP: LMA Americas	11/01/2021	05/31/2022	0.000	0.173	3,000,000.00	2,997,126.42	2,989.17	0.00	0.9990	150	0.41	0.0037
68609TT81	125499	MUNI: Oregon State	05/18/2021	08/01/2025	0.803	0.666	1,300,000.00	1,330,551.78	(7,371.00)	4,349.58	1.0057	1,308	3.53	0.1455
74256LEE5	125440	CORP: PRINCIPAL LIFE	04/27/2021	06/23/2025	1.250	1.070	5,000,000.00	5,177,395.97	(36,450.00)	1,388.89	1.0073	1,269	3.41	0.1369
74368CAX2	125443	CORP: PROTECTIVELIFE	04/27/2021	07/15/2025	1.170	1.168	2,375,000.00	2,465,728.63	(155.61)	12,813.13	1.0001	1,291	3.46	0.1410
78015K7H1	125439	CORP: ROYAL BK CA	04/27/2021	06/10/2025	1.150	1.005	5,000,000.00	5,160,937.28	(29,149.99)	3,354.17	1.0058	1,256	3.38	0.1345
880591EW8	125720	MUNI: TVA	12/08/2021	05/15/2025	0.750	1.082	5,000,000.00	5,093,065.81	55,850.00	4,791.67	0.9888	1,230	3.33	0.1302
91417K2W0	125496	MUNI: UNIV COLORADO	05/17/2021	06/01/2025	2.347	0.650	3,690,000.00	3,963,290.03	(249,185.70)	7,217.03	1.0675	1,247	3.30	0.1303
N/A	125431	Goldman Sachs M-Mkt	04/15/2021	01/04/2022	0.010	0.010	795,546.12	795,546.12	0.00	9.68	1.0000	3	0.01	0.0000
N/A	125476	ARP 21B SUB SBA	04/30/2021	01/04/2022	0.130	0.130	15,286,195.50	15,286,195.50	0.00	1,528.46	1.0000	3	0.01	0.0000
					1.319	0.730	97,416,741.62	101,274,751.78	(2,217,337.88)	320,810.93	1.0228	1,000	2.67	0.1056
ALL REQUIREMENTS CONTINGENCY														
74153WCL1	125397	CORP: PRICOA GL FD	03/25/2021	09/23/2024	2.400	0.610	1,000,000.00	1,066,916.42	(61,800.00)	6,533.33	1.0618	996	2.64	0.0869
79642B3M3	120585	MUNI: SANWTR	06/20/2017	05/15/2023	5.000	1.390	270,000.00	303,999.45	(55,047.60)	1,725.00	1.2039	499	1.33	0.0265
VP4560000	124582	Wells Fargo	11/04/2019	01/04/2022	0.010	0.010	70,596.04	70,596.04	0.00	0.63	1.0000	3	0.01	0.0000
					2.798	0.735	1,340,596.04	1,441,511.91	(116,847.60)	8,258.96	1.0872	844	2.24	0.0702
ALL REQUIREMENTS DEBT SERVICE 2015B														
40588MCX3	125706	CP: HALKIN FINANCE	11/15/2021	03/31/2022	0.000	0.172	900,000.00	899,529.20	578.00	0.00	0.9994	89	0.24	0.0018
N/A	118434	Goldman Sachs M-Mkt	01/28/2016	01/04/2022	0.010	0.010	1,878,741.17	1,878,741.17	0.00	9.74	1.0000	3	0.01	0.0000
					0.007	0.063	2,778,741.17	2,778,270.37	578.00	9.74	0.9998	31	0.08	0.0006

Investment Report

January 1, 2022

<u>CUSIP</u>	<u>ContNo</u>	<u>Issuer</u>	<u>Purchase Date</u>	<u>Maturity Date</u>	<u>Coupon</u>	<u>Yield to Maturity</u>	<u>Current Par</u>	<u>Market Value</u>	<u>(Premium)/Discount</u>	<u>Accrued Interest</u>	<u>Original Cost</u>	<u>Days To Maturity</u>	<u>Duration</u>	<u>Convexity</u>
ALL REQUIREMENTS DEBT SERVICE 2016A														
05970UAK4	125671	CP: BANCO SANTANDER	10/28/2021	01/19/2022	0.000	0.172	3,500,000.00	3,499,795.17	1,371.82	0.00	0.9996	18	0.05	0.0003
N/A	118861	Goldman Sachs M-Mkt	05/12/2016	01/04/2022	0.010	0.010	7,388,114.64	7,388,114.64	0.00	38.44	1.0000	3	0.01	0.0000
					0.007	0.062	10,888,114.64	10,887,909.81	1,371.82	38.44	0.9999	8	0.02	0.0001
ALL REQUIREMENTS DEBT SERVICE 2017A														
N/A	120615	Goldman Sachs M-Mkt	06/30/2017	01/04/2022	0.010	0.010	870,755.73	870,755.73	0.00	5.56	1.0000	3	0.01	0.0000
					0.010	0.010	870,755.73	870,755.73	0.00	5.56	1.0000	3	0.01	0.0000
ALL REQUIREMENTS DEBT SERVICE 2017B														
40588MCX3	125705	CP: HALKIN FINANCE	11/15/2021	03/31/2022	0.000	0.172	600,000.00	599,686.13	385.33	0.00	0.9994	89	0.24	0.0018
N/A	120616	Goldman Sachs M-Mkt	06/30/2017	01/04/2022	0.010	0.010	1,450,065.65	1,450,065.65	0.00	7.76	1.0000	3	0.01	0.0000
					0.007	0.058	2,050,065.65	2,049,751.78	385.33	7.76	0.9998	28	0.08	0.0006
ALL REQUIREMENTS DEBT SERVICE 2018A														
N/A	122318	Goldman Sachs M-Mkt	07/26/2018	01/04/2022	0.010	0.010	529,937.59	529,937.59	0.00	3.39	1.0000	3	0.01	0.0000
					0.010	0.010	529,937.59	529,937.59	0.00	3.39	1.0000	3	0.01	0.0000
ALL REQUIREMENTS DEBT SERVICE 2019A														
N/A	124837	Goldman Sachs M-Mkt	11/25/2019	01/04/2022	0.010	0.010	940,535.84	940,535.84	0.00	6.00	1.0000	3	0.01	0.0000
					0.010	0.010	940,535.84	940,535.84	0.00	6.00	1.0000	3	0.01	0.0000
ALL REQUIREMENTS DEBT SERVICE 2019B														
N/A	124838	Goldman Sachs M-Mkt	11/25/2019	01/04/2022	0.010	0.010	438,654.13	438,654.13	0.00	2.80	1.0000	3	0.01	0.0000
					0.010	0.010	438,654.13	438,654.13	0.00	2.80	1.0000	3	0.01	0.0000
ALL REQUIREMENTS DEBT SERVICE 2021A														
N/A	125470	Goldman Sachs M-Mkt	04/30/2021	01/04/2022	0.010	0.010	321,926.38	321,926.38	0.00	2.10	1.0000	3	0.01	0.0000
					0.010	0.010	321,926.38	321,926.38	0.00	2.10	1.0000	3	0.01	0.0000
ALL REQUIREMENTS DEBT SERVICE 2021B														
N/A	125477	Goldman Sachs M-Mkt	05/04/2021	01/04/2022	0.010	0.010	739,700.19	739,700.19	0.00	5.41	1.0000	3	0.01	0.0000
					0.010	0.010	739,700.19	739,700.19	0.00	5.41	1.0000	3	0.01	0.0000
ALL REQUIREMENTS GENERAL RESERVE														
31422XCS9	125394	FAMCA	03/16/2021	06/16/2023	0.200	0.200	1,000,000.00	1,000,591.56	0.00	83.33	1.0000	531	1.45	0.0287
372348BZ4	122077	CD: GENOA	02/28/2018	02/28/2023	2.550	2.550	245,000.00	251,848.00	0.00	68.47	1.0000	423	1.14	0.0198
61334ECZ97	125271	MUNI: Montgomery	10/29/2020	04/01/2022	4.000	0.201	750,000.00	764,712.29	(40,447.50)	7,500.00	1.0539	90	0.25	0.0018
87270LBF9	121723	CD: TIAA FSB	02/23/2018	02/23/2023	2.500	2.500	245,000.00	253,750.55	0.00	2,198.29	1.0000	418	1.13	0.0195
9128285U0	125708	US Treasury	11/18/2021	12/31/2023	2.625	0.560	3,000,000.00	3,148,283.40	(130,173.54)	217.54	1.0434	729	1.96	0.0504
912828YM6	125423	US Treasury	04/15/2021	10/31/2024	1.500	0.501	1,000,000.00	1,039,719.07	(35,033.45)	2,541.67	1.0350	1,034	2.78	0.0940
VP4560000	124710	Wells Fargo	11/25/2019	01/04/2022	0.010	0.010	360,759.86	360,759.86	0.00	2.86	1.0000	3	0.01	0.0000
					2.093	0.571	6,600,759.86	6,819,664.73	(205,654.49)	12,612.16	1.0312	610	1.65	0.0432

Investment Report

January 1, 2022

<u>CUSIP</u>	<u>ContNo</u>	<u>Issuer</u>	<u>Purchase Date</u>	<u>Maturity Date</u>	<u>Coupon</u>	<u>Yield to Maturity</u>	<u>Current Par</u>	<u>Market Value</u>	<u>(Premium)/Discount</u>	<u>Accrued Interest</u>	<u>Original Cost</u>	<u>Days To Maturity</u>	<u>Duration</u>	<u>Convexity</u>
ALL REQUIREMENTS GENERAL RESERVE RPA														
16536JBN6	125684	CP: CHESHAM FINANCE	10/29/2021	02/22/2022	0.000	0.162	1,000,000.00	999,761.79	515.56	0.00	0.9995	52	0.14	0.0009
53262RA69	125686	CP: LIME FUNDING	10/29/2021	01/06/2022	0.000	0.122	1,500,000.00	1,499,981.75	345.00	0.00	0.9998	5	0.01	0.0001
VP4560000	124584	Wells Fargo	11/04/2019	01/04/2022	0.010	0.010	1,130,455.66	1,130,455.66	0.00	4.50	1.0000	3	0.01	0.0000
					0.003	0.098	3,630,455.66	3,630,199.20	860.56	4.50	0.9998	17	0.05	0.0003
ALL REQUIREMENTS O&M														
02587DY85	125142	CD: American Express	10/01/2019	09/06/2022	2.400	2.000	247,000.00	249,264.54	(2,798.51)	1,900.21	1.0113	248	0.67	0.0083
05565EBU8	125582	CORP: BMW	08/26/2021	08/12/2024	0.750	0.550	2,000,000.00	2,035,722.38	(11,720.00)	5,791.67	1.0059	954	2.58	0.0819
06251A2D1	125186	CD: BANK HAPOALIM	08/26/2020	08/26/2022	0.250	0.250	249,000.00	249,388.90	0.00	218.30	1.0000	237	0.65	0.0076
254673MP8	125112	CD: Discover Bank	06/26/2020	02/22/2028	3.000	3.000	245,000.00	285,063.26	0.00	2,637.95	1.0000	2,243	5.64	0.3591
3130AJZJ1	125184	FHLB	08/25/2020	08/25/2023	0.320	0.320	444,444.44	444,615.55	0.00	497.78	1.0000	601	1.64	0.0358
3135G05R0	125168	FNMA	08/11/2020	08/10/2023	0.300	0.338	2,000,000.00	2,001,080.00	2,284.00	2,350.00	0.9989	586	1.60	0.0343
31422BPC8	125467	FAMCA	04/30/2021	11/20/2023	1.720	0.270	2,000,000.00	2,061,804.32	(73,800.00)	3,917.78	1.0369	688	1.86	0.0455
31422XMA7	125617	FAMCA	09/01/2021	09/01/2023	0.230	0.210	2,000,000.00	2,003,415.44	(800.00)	1,533.33	1.0004	608	1.66	0.0365
404280BA6	125115	CORP: HSBC	06/26/2020	05/25/2023	3.600	1.525	500,000.00	525,990.10	(30,310.00)	1,750.00	1.0606	509	1.37	0.0270
4913137B2	121196	MUNI: KY STATE	10/19/2017	02/01/2022	5.000	0.952	530,000.00	572,438.87	(89,835.00)	11,041.67	1.1695	31	0.08	0.0005
60683CBQ3	125710	CP: Mitsubishi UFJ	11/30/2021	02/24/2022	0.000	0.203	2,500,000.00	2,499,372.10	1,194.44	0.00	0.9995	54	0.15	0.0010
62455BAQ8	125711	CP: Mountcliff Fund	11/30/2021	01/24/2022	0.000	0.164	2,500,000.00	2,499,801.63	611.11	0.00	0.9998	23	0.06	0.0004
68608VDV3	125401	MUNI: Oregon State	03/26/2021	05/01/2025	3.069	0.900	1,000,000.00	1,099,619.87	(87,050.00)	5,115.00	1.0871	1,216	3.18	0.1225
7417017F7	125468	MUNI: PRINCE GEORGE	04/30/2021	09/15/2023	0.700	0.240	2,750,000.00	2,780,567.06	(29,920.00)	5,668.06	1.0109	622	1.69	0.0382
8648136U9	124457	MUNI: SUFFOLKVA	10/17/2019	02/01/2023	1.937	1.859	1,000,000.00	1,043,570.83	(2,480.00)	8,070.83	1.0025	396	1.07	0.0180
9128284S6	125491	US Treasury	05/12/2021	05/31/2023	2.750	0.158	2,500,000.00	2,598,339.29	(132,372.77)	6,111.11	0.0016	515	1.39	0.0275
912828B66	123230	US Treasury	02/21/2019	02/15/2024	2.750	2.554	1,480,000.00	1,618,799.92	(13,489.47)	15,373.10	1.0091	775	2.06	0.0560
91282CCN9	125603	US Treasury	08/31/2021	07/31/2023	0.125	0.178	3,000,000.00	3,000,998.11	3,046.87	1,569.29	0.9990	576	1.58	0.0331
91282CDA6	125646	US Treasury	09/30/2021	09/30/2023	0.250	0.286	5,000,000.00	5,012,588.21	3,600.00	3,159.72	0.9993	637	1.75	0.0398
949763NT9	125110	Wells Fargo	06/26/2020	02/28/2023	2.750	2.750	245,000.00	252,419.13	0.00	73.84	1.0000	423	1.14	0.0198
N/A	125279	All Req. SBA	11/05/2020	01/04/2022	0.130	0.130	28,632,275.14	28,632,275.14	0.00	2,300.24	1.0000	3	0.01	0.0000
VP4560000	124611	Wells Fargo	11/21/2019	01/04/2022	0.010	0.010	19,668,903.14	19,668,903.14	0.00	129.31	1.0000	3	0.01	0.0000
					0.448	0.255	80,491,622.72	81,136,037.79	(463,839.33)	79,209.19	0.9731	224	0.60	0.0152

Investment Report

January 1, 2022

CUSIP	ContNo	Issuer	Purchase Date	Maturity Date	Coupon	Yield to Maturity	Current Par	Market Value	(Premium)/Discount	Accrued Interest	Original Cost	Days To Maturity	Duration	Convexity
FMPA CLEWISTON PL 2021 PROCEEDS														
N/A	125651	Goldman Sachs M-Mkt	09/30/2021	01/04/2022	0.010	0.010	1,102,987.46	1,102,987.46	0.00	9.81	1.0000	3	0.01	0.0000
					0.010	0.010	1,102,987.46	1,102,987.46	0.00	9.81	1.0000	3	0.01	0.0000
			CLEW Pool Summary		0.010	0.010	1,102,987.46	1,102,987.46	0.00	9.81	1.0000	3	0.01	0.0000
FMPA Pool Loan Working Capital														
VP4560000	124586	Wells Fargo	11/04/2019	01/04/2022	0.010	0.010	67,688.49	67,688.49	0.00	0.60	1.0000	3	0.01	0.0000
					0.010	0.010	67,688.49	67,688.49	0.00	0.60	1.0000	3	0.01	0.0000
			FMPA Pool Summary		0.010	0.010	67,688.49	67,688.49	0.00	0.60	1.0000	3	0.01	0.0000
FMPA PL HOMESTEAD PROJECT FUND 2021														
27873KB19	125613	CP: EBURY FIN	08/31/2021	02/01/2022	0.000	0.122	1,000,000.00	999,880.82	513.33	0.00	0.9995	31	0.08	0.0005
89114QCD8	125547	CORP: TD BANK	07/16/2021	12/01/2022	1.900	0.210	260,000.00	264,653.54	(6,029.40)	411.67	1.0232	334	0.91	0.0133
912828ZM5	125615	US Treasury	08/31/2021	04/30/2022	0.125	0.036	1,000,000.00	1,000,312.86	(585.93)	208.90	1.0006	119	0.33	0.0028
961214DQ3	125548	CORP: WESTPAC BANKING	07/16/2021	06/28/2022	2.500	0.140	825,000.00	834,890.38	(18,477.42)	171.88	1.0224	178	0.49	0.0048
9612C1HW0	125691	CP: WESTPAC BANKING	11/01/2021	08/30/2022	0.000	0.244	600,000.00	598,929.82	1,208.00	0.00	0.9980	241	0.66	0.0076
N/A	125532	Goldman Sachs M-Mkt	06/28/2021	01/04/2022	0.010	0.010	2,665,948.09	2,665,948.09	0.00	23.06	1.0000	3	0.01	0.0000
					0.426	0.079	6,350,948.09	6,364,615.51	(23,371.42)	815.51	1.0037	84	0.23	0.0024
			HMST Pool Summary		0.426	0.079	6,350,948.09	6,364,615.51	(23,371.42)	815.51	1.0037	84	0.23	0.0024
FMPA PL HOMESTEAD DEBT SERVICE 2021														
N/A	125650	Goldman Sachs M-Mkt	09/24/2021	01/04/2022	0.010	0.010	0.05	0.05	0.00	0.00	1.0000	3	0.01	0.0000
					0.010	0.010	0.05	0.05	0.00	0.00	1.0000	3	0.01	0.0000
			HOME Pool Summary		0.010	0.010	0.05	0.05	0.00	0.00	1.0000	3	0.01	0.0000
Kissimmee Rate Stabilization Fund														
VP4560000	124581	Wells Fargo	11/04/2019	01/04/2022	0.010	0.010	161.86	161.86	0.00	0.00	1.0000	3	0.01	0.0000
					0.010	0.010	161.86	161.86	0.00	0.00	1.0000	3	0.01	0.0000
			KUA Pool Summary		0.010	0.010	161.86	161.86	0.00	0.00	1.0000	3	0.01	0.0000
FMPA PL BUSHNELL Debt Service														
N/A	124748	Goldman Sachs M-Mkt	12/10/2019	01/04/2022	0.010	0.010	255,795.97	255,795.97	0.00	0.36	1.0000	3	0.01	0.0000
					0.010	0.010	255,795.97	255,795.97	0.00	0.36	1.0000	3	0.01	0.0000
FMPA PL BUSHNELL Revenue Fund														
N/A	125736	Goldman Sachs M-Mkt	12/27/2021	01/04/2022	0.010	0.010	3,187.50	3,187.50	0.00	0.00	1.0000	3	0.01	0.0000
					0.010	0.010	3,187.50	3,187.50	0.00	0.00	1.0000	3	0.01	0.0000
			POOL Pool Summary		0.010	0.010	258,983.47	258,983.47	0.00	0.36	1.0000	3	0.01	0.0000
St Lucie Contingency														
3133ELXW9	125036	FFCB	04/29/2020	04/27/2022	0.300	0.305	1,000,000.00	1,002,058.33	100.00	533.33	0.9999	116	0.32	0.0026
6944PL2B4	125378	CORP: PACIFIC LIFE	02/19/2021	06/24/2025	1.200	0.849	500,000.00	517,159.00	(7,450.00)	133.33	1.0149	1,270	3.42	0.1372
VP4560000	124587	Wells Fargo	11/04/2019	01/04/2022	0.010	0.010	811,414.46	811,414.46	0.00	7.19	1.0000	3	0.01	0.0000
					0.393	0.319	2,311,414.46	2,330,631.79	(7,350.00)	673.85	1.0032	326	0.88	0.0308

Investment Report

January 1, 2022

<u>CUSIP</u>	<u>ContNo</u>	<u>Issuer</u>	<u>Purchase Date</u>	<u>Maturity Date</u>	<u>Coupon</u>	<u>Yield to Maturity</u>	<u>Current Par</u>	<u>Market Value</u>	<u>(Premium)/Discount</u>	<u>Accrued Interest</u>	<u>Original Cost</u>	<u>Days To Maturity</u>	<u>Duration</u>	<u>Convexity</u>
St Lucie Debt Service 2012A														
X9X9USDADM1	123467	MORGAN STANLEY LIQ	03/05/2019	01/04/2022	0.030	0.030	745,345.38	745,345.38	0.00	14.36	1.0000	3	0.01	0.0000
					0.030	0.030	745,345.38	745,345.38	0.00	14.36	1.0000	3	0.01	0.0000
St Lucie Debt Service 2013A														
X9X9USDADM1	123469	MORGAN STANLEY LIQ	03/05/2019	01/04/2022	0.030	0.030	387,891.82	387,891.82	0.00	7.44	1.0000	3	0.01	0.0000
					0.030	0.030	387,891.82	387,891.82	0.00	7.44	1.0000	3	0.01	0.0000
ST LUCIE DEBT SERVICE 2021A														
X9X9USDADM1	125669	MORGAN STANLEY LIQ	10/20/2021	01/04/2022	0.030	0.030	515,474.20	515,474.20	0.00	9.88	1.0000	3	0.01	0.0000
					0.030	0.030	515,474.20	515,474.20	0.00	9.88	1.0000	3	0.01	0.0000
St Lucie Debt Service Reserve 2012														
2284K1FT5	125635	CP: CROWN POINT CAPL	09/14/2021	06/27/2022	0.000	0.193	1,700,000.00	1,698,014.56	2,566.06	0.00	0.9985	177	0.48	0.0048
X9X9USDADM1	123468	MORGAN STANLEY LIQ	03/05/2019	01/04/2022	0.030	0.030	1,757,654.48	1,757,654.48	0.00	36.96	1.0000	3	0.01	0.0000
					0.015	0.110	3,457,654.48	3,455,669.04	2,566.06	36.96	0.9993	89	0.24	0.0024
St Lucie Decommissioning														
3133X8L34	109995	FHLB	07/28/2010	09/09/2024	5.365	3.850	500,000.00	600,048.06	(81,857.15)	8,345.56	1.1637	982	2.51	0.0817
912828B66	116602	US Treasury	02/28/2014	02/15/2024	2.750	2.640	400,000.00	437,513.49	(3,828.12)	4,154.89	1.0096	775	2.06	0.0560
91282CAZ4	125722	US Treasury	12/08/2021	11/30/2025	0.375	1.165	4,000,000.00	4,017,563.89	122,451.84	1,291.67	0.9694	1,429	3.89	0.1730
912833LQ1	116678	US Treasury	03/31/2014	02/15/2024	0.000	2.876	2,115,000.00	2,097,643.25	519,380.55	0.00	0.7544	775	2.12	0.0535
X9X9USDADM1	123464	MORGAN STANLEY LIQ	03/06/2019	01/04/2022	0.030	0.030	94,095,324.43	94,095,324.43	0.00	803.31	1.0000	3	0.01	0.0000
					0.080	0.164	101,110,324.43	101,248,093.12	556,147.12	14,595.43	0.9945	83	0.23	0.0086

Investment Report

January 1, 2022

<u>CUSIP</u>	<u>ContNo</u>	<u>Issuer</u>	<u>Purchase Date</u>	<u>Maturity Date</u>	<u>Coupon</u>	<u>Yield to Maturity</u>	<u>Current Par</u>	<u>Market Value</u>	<u>(Premium)/Discount</u>	<u>Accrued Interest</u>	<u>Original Cost</u>	<u>Days To Maturity</u>	<u>Duration</u>	<u>Convexity</u>
St Lucie General Reserve														
05914GAC2	125396	MUNI: BALTIMORE CNTY	03/22/2021	08/01/2023	0.240	0.216	1,000,000.00	1,002,185.11	(570.00)	1,000.00	1.0006	577	1.58	0.0333
06406FAC7	122918	CORP: Bank of NY	12/21/2018	05/04/2026	2.800	3.670	2,000,000.00	2,223,805.99	111,512.24	8,866.67	0.9442	1,584	4.11	0.1970
09247XAJ0	125420	CORP: BLACKROCK	04/13/2021	06/01/2022	3.375	0.141	1,500,000.00	1,524,684.61	(54,915.00)	4,218.75	1.0366	151	0.41	0.0038
20632LER4	125640	CP: CONCORD MINUTE	09/30/2021	05/25/2022	0.000	0.152	3,000,000.00	2,997,261.78	2,962.50	0.00	0.9990	144	0.39	0.0035
3132X0L33	124992	FAMCA	03/30/2020	02/21/2023	2.770	0.783	500,000.00	534,306.39	(28,350.00)	5,001.39	1.0567	416	1.12	0.0196
3133EHWV1	122914	Wells Fargo	12/20/2018	09/01/2026	2.400	2.991	2,000,000.00	2,203,300.00	80,720.00	16,000.00	0.9596	1,704	4.42	0.2256
3133EJ5P0	123117	FFCB	01/24/2019	01/18/2022	2.600	2.662	2,500,000.00	2,601,930.56	4,400.00	29,430.56	0.9982	17	0.05	0.0003
3134GXBC7	125288	FHLMC	11/18/2020	11/18/2022	0.180	0.180	1,500,000.00	1,500,779.88	0.00	322.50	1.0000	321	0.88	0.0122
3135G05R0	125169	FNMA	08/11/2020	08/10/2023	0.300	0.338	1,000,000.00	1,000,540.00	1,142.00	1,175.00	0.9989	586	1.60	0.0343
387883YY1	125021	MUNI Grant Cnty Util	04/20/2020	01/01/2023	1.544	1.001	1,050,000.00	1,074,123.75	(15,151.50)	8,106.00	1.0144	365	0.99	0.0159
404280BA6	124986	CORP: HSBC	03/11/2020	05/25/2023	3.600	1.650	1,000,000.00	1,051,980.20	(60,620.00)	3,500.00	1.0606	509	1.37	0.0270
492674PN0	124980	Muni: Kettering, OH	03/10/2020	12/01/2023	2.000	0.859	280,000.00	293,754.07	(11,691.56)	466.67	1.0418	699	1.88	0.0469
53944REX3	125692	CP: LMA Americas	11/01/2021	05/31/2022	0.000	0.173	2,000,000.00	1,998,084.28	1,992.78	0.00	0.9990	150	0.41	0.0037
59217GEE5	125360	CORP: METLIFE	01/29/2021	01/13/2023	1.950	0.260	1,000,000.00	1,027,963.26	(32,940.00)	9,100.00	1.0329	377	1.02	0.0166
606822AU8	124983	CORP: Mitsubishi UFG	03/10/2020	03/02/2025	3.777	1.625	1,000,000.00	1,125,294.07	(102,520.00)	12,485.08	1.1025	1,156	2.99	0.1105
61334ECZ97	125274	MUNI: Montgomery	10/29/2020	04/01/2022	4.000	0.201	1,000,000.00	1,019,616.39	(53,930.00)	10,000.00	1.0539	90	0.25	0.0018
613741KM8	125018	MUNI: Montgomery	04/20/2020	06/01/2022	1.941	1.061	1,000,000.00	1,026,697.50	(18,350.00)	1,617.50	1.0184	151	0.41	0.0039
62455BF18	125624	CP: Mountcliff Fund	09/09/2021	06/01/2022	0.000	0.193	1,000,000.00	999,034.56	1,398.61	0.00	0.9986	151	0.41	0.0038
64972CZ63	124988	MUNI:NYC HSG DEV	03/25/2020	05/01/2023	3.121	2.500	500,000.00	529,058.33	(9,195.00)	2,600.83	1.0184	485	1.31	0.0250
720424D64	125494	MUNI: PIERCE CNTY SC	05/13/2021	12/01/2024	0.681	0.435	1,000,000.00	1,014,584.59	(8,120.00)	567.50	1.0081	1,065	2.89	0.1002
75888XLW4	125715	CP: Regatta Funding	11/30/2021	11/30/2022	0.000	0.407	1,000,000.00	997,142.85	4,055.56	0.00	0.9959	333	0.91	0.0128
89236THF5	125570	CORP: Toyota Motor	08/13/2021	08/14/2023	0.500	0.341	2,000,000.00	2,015,455.73	(6,340.00)	3,805.56	1.0032	590	1.61	0.0348
89236THU2	125331	CORP: Toyota Motor	01/11/2021	01/11/2024	0.450	0.373	2,500,000.00	2,520,374.47	(5,750.00)	5,312.50	1.0023	740	2.01	0.0519
91282CBU4	125564	US Treasury	08/12/2021	03/31/2023	0.125	0.171	3,000,000.00	3,000,859.18	2,228.62	947.92	0.9993	454	1.24	0.0219
91282CDB4	125664	US Treasury	10/20/2021	10/15/2024	0.625	0.710	2,000,000.00	2,027,353.19	5,014.98	2,671.23	0.9975	1,018	2.76	0.0922
92818NGL6	124604	MUNI: VA STATE	11/20/2019	11/01/2024	2.200	2.101	2,000,000.00	2,123,275.56	(9,260.00)	7,455.56	1.0046	1,035	2.75	0.0933
VP4560000	124588	Wells Fargo	11/04/2019	01/04/2022	0.010	0.010	6,614,698.22	6,614,698.22	0.00	25.26	1.0000	3	0.01	0.0000
					1.158	0.854	44,944,698.22	46,048,144.52	(202,275.77)	134,676.48	1.0045	503	1.34	0.0427
ST LUCIE NUCLEAR FUEL STABILIZATION														
0347M3AL8	125643	CP: Anglesea Funding	09/30/2021	01/20/2022	0.000	0.122	1,000,000.00	999,937.36	373.33	0.00	0.9996	19	0.05	0.0003
53262RA69	125690	CP: LIME FUNDING	10/29/2021	01/06/2022	0.000	0.122	2,000,000.00	1,999,975.66	460.00	0.00	0.9998	5	0.01	0.0001
VP4560000	124589	Wells Fargo	11/04/2019	01/04/2022	0.010	0.010	1,527,336.78	1,527,336.78	0.00	6.17	1.0000	3	0.01	0.0000
					0.003	0.084	4,527,336.78	4,527,249.80	833.33	6.17	0.9998	7	0.02	0.0001

Investment Report

January 1, 2022

CUSIP	ContNo	Issuer	Purchase Date	Maturity Date	Coupon	Yield to Maturity	Current Par	Market Value	(Premium)/Discount	Accrued Interest	Original Cost	Days To Maturity	Duration	Convexity
St Lucie O&M														
2284K1LU5	125717	CP: CROWN POINT CAPL	11/30/2021	11/28/2022	0.000	0.407	1,000,000.00	997,168.47	4,033.33	0.00	0.9960	331	0.91	0.0127
59217GEE5	125357	CORP: METLIFE	01/29/2021	01/13/2023	1.950	0.260	1,000,000.00	1,027,963.26	(32,940.00)	9,100.00	1.0329	377	1.02	0.0166
9128284S6	125490	US Treasury	05/12/2021	05/31/2023	2.750	0.158	1,000,000.00	1,039,335.72	(52,949.11)	2,444.44	0.0016	515	1.39	0.0275
N/A	125280	ST LUCIE SBA	11/05/2020	01/04/2022	0.130	0.130	2,022,945.92	2,022,945.92	0.00	64.72	1.0000	3	0.01	0.0000
VP4560000	124612	Wells Fargo	11/21/2019	01/04/2022	0.010	0.010	3,069,705.98	3,069,705.98	0.00	17.67	1.0000	3	0.01	0.0000
					0.617	0.138	8,092,651.90	8,157,119.35	(81,855.78)	11,626.83	0.8802	153	0.41	0.0070
St Lucie R&R														
05580AZL1	125438	CD: BMW NA	04/23/2021	10/23/2023	0.300	0.300	250,000.00	250,689.66	0.00	143.84	1.0000	660	1.80	0.0422
19464VEB2	125514	MUNI: COLLIER CNTY	06/09/2021	10/01/2024	2.000	0.500	1,000,000.00	1,054,491.98	(49,190.00)	5,000.00	1.0492	1,004	2.68	0.0885
20775CMH4	121805	MUNI: CONN HFA	03/09/2018	05/15/2022	1.950	2.370	500,000.00	507,465.83	8,325.00	1,245.83	0.9834	134	0.37	0.0032
3130A3KM5	121508	FHLB	12/28/2017	12/09/2022	2.500	2.265	750,000.00	786,896.00	(8,190.00)	1,184.75	1.0109	342	0.93	0.0140
38149MNV2	125478	CD: GOLDMAN SACHS	05/05/2021	05/05/2023	0.150	0.150	250,000.00	250,023.69	0.00	58.56	1.0000	489	1.34	0.0249
46849LTK7	125523	CORP: JACKSON NTL	06/10/2021	06/21/2024	2.650	0.844	560,000.00	594,667.37	(30,197.41)	412.22	1.0539	902	2.41	0.0729
59217GEE5	125359	CORP: METLIFE	01/29/2021	01/13/2023	1.950	0.260	500,000.00	513,981.65	(16,470.00)	4,550.00	1.0329	377	1.02	0.0166
75888XLW4	125714	CP: Regatta Funding	11/30/2021	11/30/2022	0.000	0.407	1,000,000.00	997,142.85	4,055.56	0.00	0.9959	333	0.91	0.0128
87165FC85	125675	CD: SYNCHRONY BANK	10/29/2021	10/28/2022	0.150	0.150	249,000.00	249,075.71	0.00	65.49	1.0000	300	0.82	0.0108
91282CBD2	125342	US Treasury	01/21/2021	12/31/2022	0.125	0.131	500,000.00	500,027.46	58.79	3.47	0.9999	364	1.00	0.0152
91282CDB4	125663	US Treasury	10/20/2021	10/15/2024	0.625	0.710	1,000,000.00	1,013,676.59	2,507.49	1,335.62	0.9975	1,018	2.76	0.0922
VP4560000	124590	Wells Fargo	11/04/2019	01/04/2022	0.010	0.010	1,418,596.00	1,418,596.00	0.00	14.59	1.0000	3	0.01	0.0000
					1.023	0.669	7,977,596.00	8,136,734.79	(89,100.57)	14,014.37	1.0112	491	1.33	0.0353
STL Pool Summary					0.427	0.362	174,070,387.67	175,552,353.81	178,964.39	175,661.77	0.9929	214	0.58	0.0185
Stanton Contingency														
61334ECZ97	125273	MUNI: Montgomery	10/29/2020	04/01/2022	4.000	0.201	1,000,000.00	1,019,616.39	(53,930.00)	10,000.00	1.0539	90	0.25	0.0018
VP4560000	124591	Wells Fargo	11/04/2019	01/04/2022	0.010	0.010	68,743.36	68,743.36	0.00	0.61	1.0000	3	0.01	0.0000
					3.743	0.188	1,068,743.36	1,088,359.75	(53,930.00)	10,000.61	1.0505	84	0.23	0.0017
Stanton General Reserve														
3134GXBC7	125289	FHLMC	11/18/2020	11/18/2022	0.180	0.180	3,000,000.00	3,001,559.76	0.00	645.00	1.0000	321	0.88	0.0122
576051VX1	125492	MUNI: MASSWTR	05/13/2021	08/01/2024	1.862	0.413	1,000,000.00	1,050,815.99	(46,250.00)	7,758.33	1.0463	943	2.52	0.0792
59217GEE5	125361	CORP: METLIFE	01/29/2021	01/13/2023	1.950	0.260	500,000.00	513,981.65	(16,470.00)	4,550.00	1.0329	377	1.02	0.0166
61334ECZ97	125272	MUNI: Montgomery	10/29/2020	04/01/2022	4.000	0.201	1,700,000.00	1,733,347.86	(91,681.00)	17,000.00	1.0539	90	0.25	0.0018
742718EB1	125585	CORP: Procter & Gamb	08/26/2021	08/15/2023	3.100	0.246	1,000,000.00	1,059,664.75	(56,030.00)	11,711.11	1.0560	591	1.57	0.0350
75951AAJ7	125641	CORP: Reliance Stand	09/30/2021	09/19/2023	3.850	0.565	1,000,000.00	1,074,455.44	(64,250.00)	10,908.33	1.0643	626	1.66	0.0384
87165HG53	125697	CD: SYNCHRONY BANK	11/05/2021	11/03/2022	0.200	0.199	250,000.00	250,190.97	0.00	78.08	1.0000	306	0.84	0.0112
91282CDB4	125665	US Treasury	10/20/2021	10/15/2024	0.625	0.710	2,000,000.00	2,027,353.19	5,014.98	2,671.23	0.9975	1,018	2.76	0.0922
VP4560000	124592	Wells Fargo	11/04/2019	01/04/2022	0.010	0.010	675,371.48	675,371.48	0.00	5.70	1.0000	3	0.01	0.0000
					1.657	0.334	11,125,371.48	11,386,741.09	(269,666.02)	55,327.78	1.0242	501	1.35	0.0349

Investment Report

January 1, 2022

CUSIP	ContNo	Issuer	Purchase Date	Maturity Date	Coupon	Yield to Maturity	Current Par	Market Value	(Premium)/Discount	Accrued Interest	Original Cost	Days To Maturity	Duration	Convexity
Stanton O&M														
16536JFF9	125712	CP: CHESHAM FINANCE	11/30/2021	06/15/2022	0.000	0.223	1,000,000.00	998,926.86	1,203.89	0.00	0.9988	165	0.45	0.0043
3135G05R0	125171	FNMA	08/11/2020	08/10/2023	0.300	0.338	1,000,000.00	1,000,540.00	1,142.00	1,175.00	0.9989	586	1.60	0.0343
N/A	125281	STANTON SBA	11/05/2020	01/04/2022	0.130	0.130	1,775,227.83	1,775,227.83	0.00	161.27	1.0000	3	0.01	0.0000
VP4560000	124615	Wells Fargo	11/21/2019	01/04/2022	0.010	0.010	985,584.44	985,584.44	0.00	6.15	1.0000	3	0.01	0.0000
					0.114	0.169	4,760,812.27	4,760,279.13	2,345.89	1,342.42	0.9995	159	0.44	0.0081
Stanton R&R														
534239EC8	124335	MUNI: LINCOLN NE	09/30/2019	08/15/2022	3.000	1.696	1,000,000.00	1,059,600.00	(36,420.00)	11,250.00	1.0364	226	0.61	0.0076
91282CBD2	125346	US Treasury	01/21/2021	12/31/2022	0.125	0.131	1,500,000.00	1,500,082.37	176.39	10.42	0.9999	364	1.00	0.0152
92818NGL6	124605	MUNI: VA STATE	11/20/2019	11/01/2024	2.200	2.101	115,000.00	122,088.34	(532.45)	428.69	1.0046	1,035	2.75	0.0933
VP4560000	124596	Wells Fargo	11/04/2019	01/04/2022	0.010	0.010	787,253.47	787,253.47	0.00	6.74	1.0000	3	0.01	0.0000
					1.014	0.630	3,402,253.47	3,469,024.18	(36,776.06)	11,695.85	1.0108	263	0.72	0.0121
		STN Pool Summary			1.298	0.337	20,357,180.58	20,704,404.15	(358,026.19)	78,366.66	1.0176	360	0.97	0.0231
Stanton II Contingency														
89236THU2	125334	CORP: Toyota Motor	01/11/2021	01/11/2024	0.450	0.373	500,000.00	504,074.89	(1,150.00)	1,062.50	1.0023	740	2.01	0.0519
91282CDB4	125667	US Treasury	10/20/2021	10/15/2024	0.625	0.710	500,000.00	506,838.30	1,253.75	667.81	0.9975	1,018	2.76	0.0922
VP4560000	124593	Wells Fargo	11/04/2019	01/04/2022	0.010	0.010	127,557.68	127,557.68	0.00	1.14	1.0000	3	0.01	0.0000
					0.478	0.481	1,127,557.68	1,138,470.87	103.75	1,731.45	0.9999	780	2.12	0.0639
Stanton II Debt Service 2012														
X9X9USDADM1	123459	MORGAN STANLEY LIQ	03/12/2019	01/04/2022	0.030	0.030	1,889,565.52	1,889,565.52	0.00	36.21	1.0000	3	0.01	0.0000
					0.030	0.030	1,889,565.52	1,889,565.52	0.00	36.21	1.0000	3	0.01	0.0000
STANTON II DEBT SERVICE 2017A														
X9X9USDADM1	123460	MORGAN STANLEY LIQ	03/12/2019	01/04/2022	0.030	0.030	225,527.77	225,527.77	0.00	4.32	1.0000	3	0.01	0.0000
					0.030	0.030	225,527.77	225,527.77	0.00	4.32	1.0000	3	0.01	0.0000
STANTON II DEBT SERVICE 2017B														
X9X9USDADM1	123461	MORGAN STANLEY LIQ	03/12/2019	01/04/2022	0.030	0.030	1,434,329.15	1,434,329.15	0.00	27.49	1.0000	3	0.01	0.0000
					0.030	0.030	1,434,329.15	1,434,329.15	0.00	27.49	1.0000	3	0.01	0.0000
STANTON II DEBT SERVICE POOLED LOAN 2020-1														
N/A	125215	Goldman Sachs M-Mkt	09/28/2020	01/04/2022	0.010	0.010	0.89	0.89	0.00	0.00	1.0000	3	0.01	0.0000
					0.010	0.010	0.89	0.89	0.00	0.00	1.0000	3	0.01	0.0000
Stanton II Debt Service Reserve 2012														
53944REX3	125693	CP: LMA Americas	11/01/2021	05/31/2022	0.000	0.173	3,000,000.00	2,997,126.42	2,989.17	0.00	0.9990	150	0.41	0.0037
X9X9USDADM1	123458	MORGAN STANLEY LIQ	03/12/2019	01/04/2022	0.030	0.030	1,235,989.50	1,235,989.50	0.00	32.96	1.0000	3	0.01	0.0000
					0.009	0.131	4,235,989.50	4,233,115.92	2,989.17	32.96	0.9993	107	0.29	0.0027

Investment Report

January 1, 2022

<u>CUSIP</u>	<u>ContNo</u>	<u>Issuer</u>	<u>Purchase Date</u>	<u>Maturity Date</u>	<u>Coupon</u>	<u>Yield to Maturity</u>	<u>Current Par</u>	<u>Market Value</u>	<u>(Premium)/Discount</u>	<u>Accrued Interest</u>	<u>Original Cost</u>	<u>Days To Maturity</u>	<u>Duration</u>	<u>Convexity</u>
Stanton II General Reserve (Continued)														
949763RK4	124130	CD: WELLS FARGO	08/28/2019	06/14/2022	3.100	1.949	245,000.00	248,643.88	(7,663.60)	374.55	1.0313	164	0.45	0.0045
VP4560000	124594	Wells Fargo	11/04/2019	01/04/2022	0.010	0.010	5,364,791.10	5,364,791.10	0.00	24.65	1.0000	3	0.01	0.0000
					1.647	1.282	29,185,791.10	30,252,679.74	(382,802.75)	93,167.49	1.0131	720	1.91	0.0708
Stanton II O&M														
05565EBM6	125647	CORP: BMW	10/01/2021	04/06/2023	3.800	0.436	1,000,000.00	1,055,316.35	(50,700.00)	8,972.22	1.0507	460	1.23	0.0229
110122CY2	125630	CORP: Bristol-Myers	09/13/2021	02/15/2023	2.750	0.389	800,000.00	831,848.39	(26,760.00)	8,311.11	1.0335	410	1.10	0.0190
3135G05T6	125536	FNMA	07/08/2021	08/18/2023	0.350	0.291	1,000,000.00	1,004,191.47	(1,250.00)	1,293.06	1.0013	594	1.62	0.0351
377373AL9	125520	CORP: GLAXOSMITH	06/10/2021	10/01/2023	0.534	0.373	1,000,000.00	1,008,148.71	(3,690.00)	1,335.00	1.0037	638	1.74	0.0400
62455BFF7	125713	CP: Mountcliff Fund	11/30/2021	06/15/2022	0.000	0.233	2,000,000.00	1,997,853.72	2,517.22	0.00	0.9987	165	0.45	0.0043
N/A	125282	STANTON II SBA	11/05/2020	01/04/2022	0.130	0.130	2,593,303.97	2,593,303.97	0.00	188.35	1.0000	3	0.01	0.0000
VP4560000	125385	Wells Fargo	12/31/2020	01/04/2022	0.010	0.010	1,196,577.25	1,196,577.25	0.00	11.13	1.0000	3	0.01	0.0000
					0.754	0.232	9,589,881.22	9,687,239.86	(79,882.78)	20,110.87	1.0083	246	0.67	0.0127
STANTON II PROJECT FUND 2020 POOLED LOAN														
N/A	125118	Goldman Sachs M-Mkt	06/25/2020	01/04/2022	0.010	0.010	0.05	0.05	0.00	0.00	1.0000	3	0.01	0.0000
					0.010	0.010	0.05	0.05	0.00	0.00	1.0000	3	0.01	0.0000
Stanton II R&R														
15654VAR9	125638	CORP: Century Housin	09/16/2021	02/15/2023	0.300	0.300	500,000.00	501,044.00	0.00	66.67	1.0000	410	1.12	0.0185
742718EB1	125586	CORP: Procter & Gamb	08/26/2021	08/15/2023	3.100	0.246	300,000.00	317,899.43	(16,809.00)	3,513.33	1.0560	591	1.57	0.0350
87165FC85	125676	CD: SYNCHRONY BANK	10/29/2021	10/28/2022	0.150	0.150	249,000.00	249,075.71	0.00	65.49	1.0000	300	0.82	0.0108
89236THU2	125332	Great Pacific	01/11/2021	01/11/2024	0.450	0.373	500,000.00	504,074.89	(1,150.00)	1,062.50	1.0023	740	2.01	0.0519
90348JT34	125639	CD: UBS BANK	09/22/2021	09/22/2023	0.350	0.350	250,000.00	250,773.48	0.00	23.97	1.0000	629	1.72	0.0388
VP4560000	124595	Wells Fargo	11/04/2019	01/04/2022	0.010	0.010	1,199,615.51	1,199,615.51	0.00	10.37	1.0000	3	0.01	0.0000
					0.481	0.182	2,998,615.51	3,022,483.02	(17,959.00)	4,742.33	1.0060	329	0.90	0.0194
STANTON II REVENUE FUND 2020 POOLED LOAN														
N/A	125409	Goldman Sachs M-Mkt	03/29/2021	01/04/2022	0.010	0.010	0.01	0.01	0.00	0.00	1.0000	3	0.01	0.0000
					0.010	0.010	0.01	0.01	0.00	0.00	1.0000	3	0.01	0.0000
STANTON II SUBORDINATED DEBT FUND 2020														
X9X9USDADM1	125145	MORGAN STANLEY LIQ	07/27/2020	01/04/2022	0.030	0.030	143,076.22	143,076.22	0.00	2.75	1.0000	3	0.01	0.0000
					0.030	0.030	143,076.22	143,076.22	0.00	2.75	1.0000	3	0.01	0.0000
					1.130	0.815	50,830,334.62	52,026,489.02	(477,551.61)	119,855.87	1.0094	506	1.35	0.0459
STN2 Pool Summary														
Tri City Contingency														
05531FBJ1	125619	CORP: Truist	09/02/2021	03/16/2023	2.200	0.359	150,000.00	154,715.31	(4,233.00)	962.50	1.0282	439	1.19	0.0212
91282CDB4	125668	US Treasury	10/20/2021	10/15/2024	0.625	0.710	700,000.00	709,573.62	1,755.24	934.93	0.9975	1,018	2.76	0.0922
VP4560000	124597	Wells Fargo	11/04/2019	01/04/2022	0.010	0.010	283,526.43	283,526.43	0.00	1.97	1.0000	3	0.01	0.0000
					0.680	0.489	1,133,526.43	1,147,815.36	(2,477.76)	1,899.40	1.0022	688	1.87	0.0597

Investment Report

January 1, 2022

<u>CUSIP</u>	<u>ContNo</u>	<u>Issuer</u>	<u>Purchase Date</u>	<u>Maturity Date</u>	<u>Coupon</u>	<u>Yield to Maturity</u>	<u>Current Par</u>	<u>Market Value</u>	<u>(Premium)/Discount</u>	<u>Accrued Interest</u>	<u>Original Cost</u>	<u>Days To Maturity</u>	<u>Duration</u>	<u>Convexity</u>
Tri City General Reserve														
05531FBJ1	125620	CORP: Truist	09/02/2021	03/16/2023	2.200	0.359	100,000.00	103,143.54	(2,822.00)	641.67	1.0282	439	1.19	0.0212
89235MKZ3	125466	CD: TOYOTA FIN BK	04/30/2021	05/01/2023	0.200	0.200	250,000.00	250,220.28	0.00	87.67	1.0000	485	1.33	0.0246
VP4560000	124598	Wells Fargo	11/04/2019	01/04/2022	0.010	0.010	355,635.14	355,635.14	0.00	1.40	1.0000	3	0.01	0.0000
					0.388	0.127	705,635.14	708,998.96	(2,822.00)	730.74	1.0040	236	0.64	0.0117
Tri City O&M														
N/A	125283	TRI CITY SBA	11/05/2020	01/04/2022	0.130	0.130	7,085.60	7,085.60	0.00	21.56	1.0000	3	0.01	0.0000
VP4560000	124614	Wells Fargo	11/21/2019	01/04/2022	0.010	0.010	664,684.87	664,684.87	0.00	1.66	1.0000	3	0.01	0.0000
					0.011	0.011	671,770.47	671,770.47	0.00	23.22	1.0000	3	0.01	0.0000
Tri City R&R														
05914GAC2	125395	MUNI: BALTIMORE CNTY	03/22/2021	08/01/2023	0.240	0.216	250,000.00	250,546.28	(142.50)	250.00	1.0006	577	1.58	0.0333
606822AL8	125330	CP: MUFG Bank	01/11/2021	02/22/2022	2.998	0.234	258,000.00	261,833.77	(7,928.34)	2,771.65	1.0307	52	0.14	0.0009
87165FC85	125677	CD: SYNCHRONY BANK	10/29/2021	10/28/2022	0.150	0.150	249,000.00	249,075.71	0.00	65.49	1.0000	300	0.82	0.0108
VP4560000	124578	Wells Fargo	11/04/2019	01/04/2022	0.010	0.010	438,083.53	438,083.53	0.00	4.18	1.0000	3	0.01	0.0000
					0.732	0.130	1,199,083.53	1,199,539.29	(8,070.84)	3,091.32	1.0068	196	0.53	0.0095
		TRI Pool Summary			0.520	0.218	3,706,015.57	3,728,124.08	(13,370.60)	5,744.68	1.0036	319	0.87	0.0236
FMPA AS AGENT FOR UTILITIES COMMISSION NEW SMYRNA BEACH														
05600LAB2	125728	CORP: BMW	12/22/2021	08/14/2024	2.400	1.130	5,000,000.00	5,336,218.33	(165,000.00)	45,666.67	1.0330	956	2.53	0.0807
3130AQF57	125732	FHLB	12/22/2021	12/22/2023	0.625	0.721	4,500,000.00	4,539,669.97	8,568.00	703.13	0.9981	720	1.96	0.0493
3133ENHR4	125730	FFCB	12/22/2021	12/20/2023	0.680	0.705	4,500,000.00	4,544,674.82	2,224.45	935.00	0.9995	718	1.96	0.0491
31422XRZ7	125733	FAMCA	12/27/2021	12/27/2024	0.940	0.930	2,500,000.00	2,551,893.71	(725.00)	261.11	1.0003	1,091	2.95	0.1043
57629WCV0	125729	CORP: MASSMUTUAL	12/22/2021	08/28/2023	0.480	0.671	5,000,000.00	5,036,278.06	16,000.00	8,200.00	0.9968	604	1.65	0.0362
718172BM0	125727	CORP: PHILLIP MORRIS	12/22/2021	11/10/2024	3.250	1.080	4,306,000.00	4,701,847.25	(264,517.58)	19,825.54	1.0614	1,044	2.75	0.0939
75888XML7	125731	CP: Regatta Funding	12/22/2021	12/20/2022	0.000	0.663	2,100,000.00	2,093,450.04	13,763.75	0.00	0.9934	353	0.97	0.0141
91282CBU4	125735	US Treasury	12/22/2021	03/31/2023	0.125	0.459	1,640,000.00	1,640,463.89	6,959.65	518.19	0.9958	454	1.24	0.0219
N/A	125737	UCNSB	12/20/2021	01/04/2022	0.130	0.130	10,000,425.45	10,000,425.45	0.00	433.33	1.0000	3	0.01	0.0000
VP4560000	125725	Wells Fargo	12/20/2021	01/04/2022	0.010	0.010	4,042.74	4,042.74	0.00	20.16	1.0000	3	0.01	0.0000
					0.964	0.653	39,550,468.19	40,448,964.26	(382,726.73)	76,563.13	1.0097	582	1.57	0.0445
		UCNS Pool Summary			0.964	0.653	39,550,468.19	40,448,964.26	(382,726.73)	76,563.13	1.0097	582	1.57	0.0445
		Open Investments			0.806	0.472	575,811,377.65	587,003,788.05	(5,721,605.36)	1,126,059.01	1.0017	447	1.19	0.0425