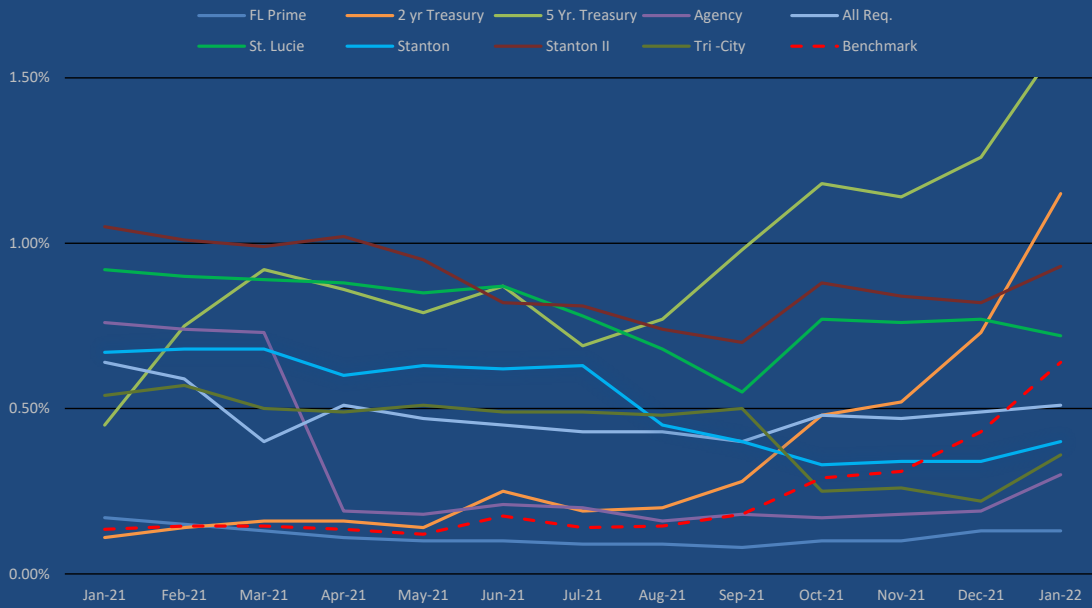
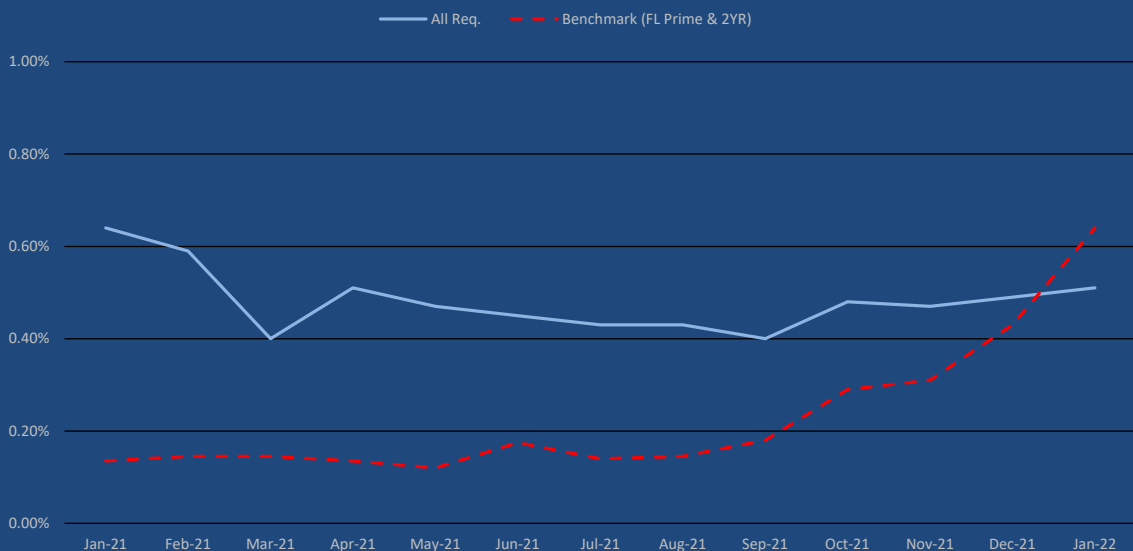


**FMPA BOD Projects Total Weighted Average Yield vs.
Florida Prime and 2 YR & 5YR Treasury
(JAN 2021 - JAN 2022)**



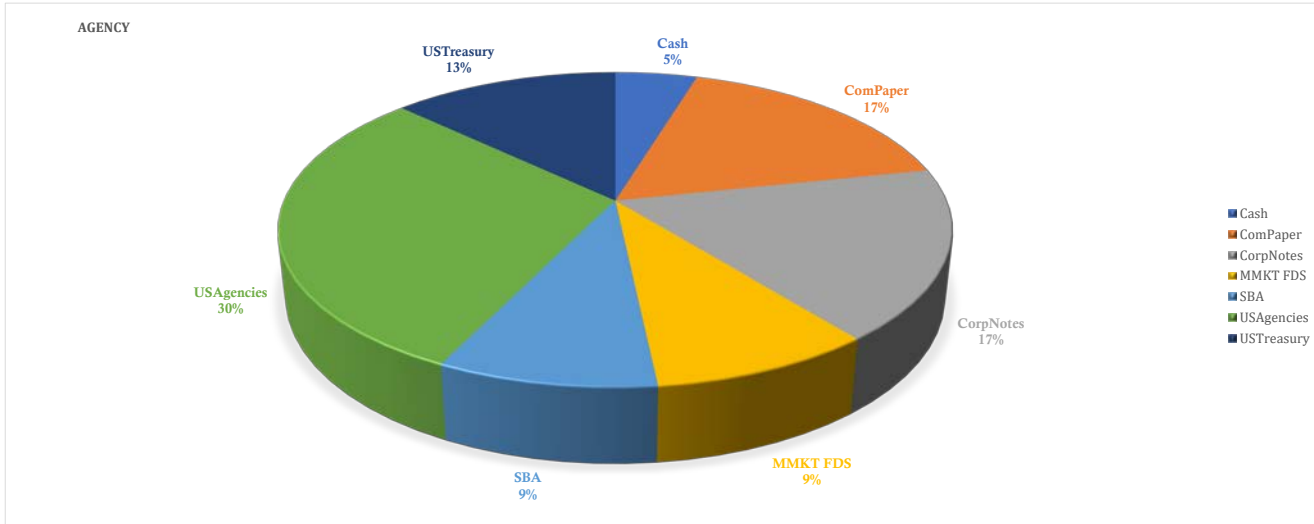
Month	FL Prime	2 yr Treasury	5 Yr. Treasury	Agency	All Req.	St. Lucie	Stanton	Stanton II	Tri -City
1/31/2021	0.17%	0.11%	0.45%	0.76%	0.64%	0.92%	0.67%	1.05%	0.54%
2/28/2021	0.15%	0.14%	0.75%	0.74%	0.59%	0.90%	0.68%	1.01%	0.57%
3/31/2021	0.13%	0.16%	0.92%	0.73%	0.40%	0.89%	0.68%	0.99%	0.50%
4/30/2021	0.11%	0.16%	0.86%	0.19%	0.51%	0.88%	0.60%	1.02%	0.49%
5/31/2021	0.10%	0.14%	0.79%	0.18%	0.47%	0.85%	0.63%	0.95%	0.51%
6/30/2021	0.10%	0.25%	0.87%	0.21%	0.45%	0.87%	0.62%	0.82%	0.49%
7/31/2021	0.09%	0.19%	0.69%	0.20%	0.43%	0.78%	0.63%	0.81%	0.49%
8/31/2021	0.09%	0.20%	0.77%	0.16%	0.43%	0.68%	0.45%	0.74%	0.48%
9/30/2021	0.08%	0.28%	0.98%	0.18%	0.40%	0.55%	0.40%	0.70%	0.50%
10/31/2021	0.10%	0.48%	1.18%	0.17%	0.48%	0.77%	0.33%	0.88%	0.25%
11/30/2021	0.10%	0.52%	1.14%	0.18%	0.47%	0.76%	0.34%	0.84%	0.26%
12/31/2021	0.13%	0.73%	1.26%	0.19%	0.49%	0.77%	0.34%	0.82%	0.22%
1/31/2022	0.13%	1.15%	1.61%	0.30%	0.51%	0.72%	0.40%	0.93%	0.36%

**FMPA All-Requirements Total Weighted Average Yield vs.
Florida Prime and 2 Year Treasury
(JAN 2021 - JAN 2022)**

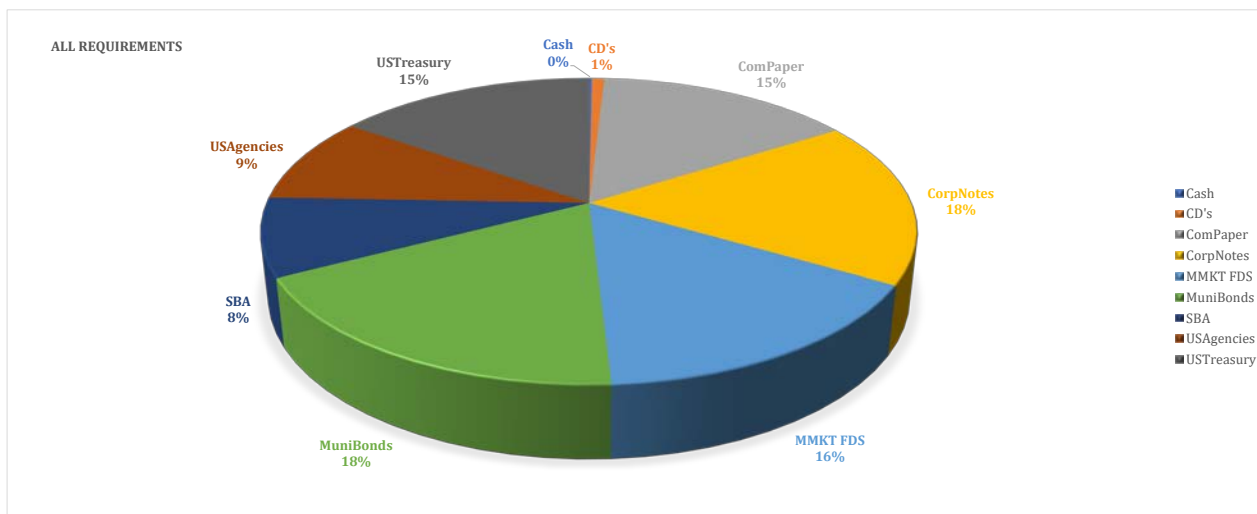


FMPA_MonthlyDiversification FEBRUARY 2022

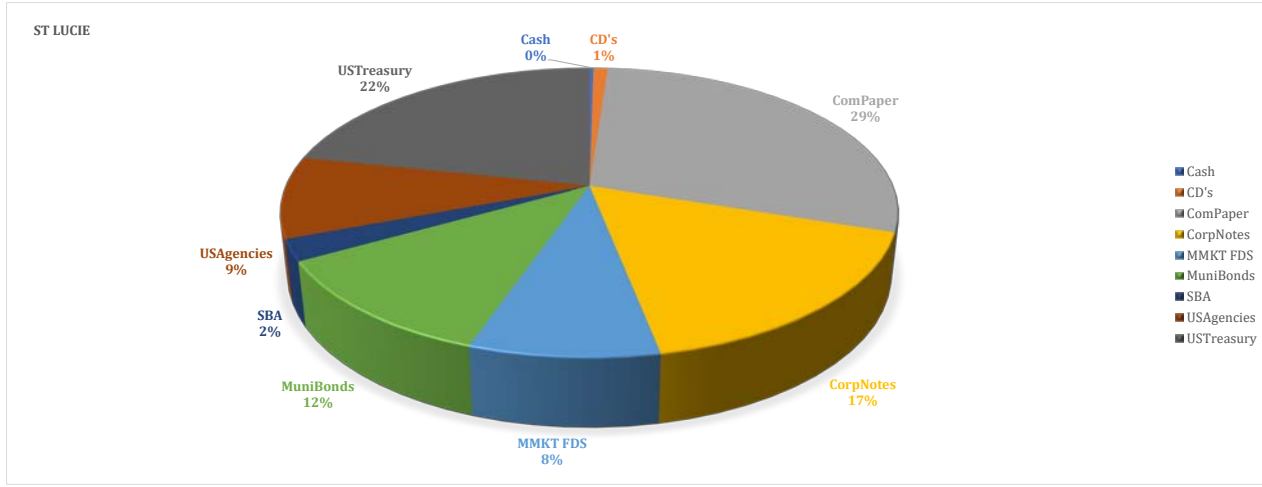
Sum of value	Column Labels	ComPaper	CorpNotes	MMKT FDS	SBA	USAgencies	USTreasury	Grand Total
AGN	Cash							550,000.00
AGN-O&M		1,999,588.34	2,068,138.79	1,067,871.97	1,049,647.75	3,509,180.92	1,522,334.41	11,216,762.18
Grand Total	550,000.00	1,999,588.34	2,068,138.79	1,067,871.97	1,049,647.75	3,509,180.92	1,522,334.41	11,766,762.18
% of Total	4.67%	16.99%	17.58%	9.08%	8.92%	29.82%	12.94%	100.00%



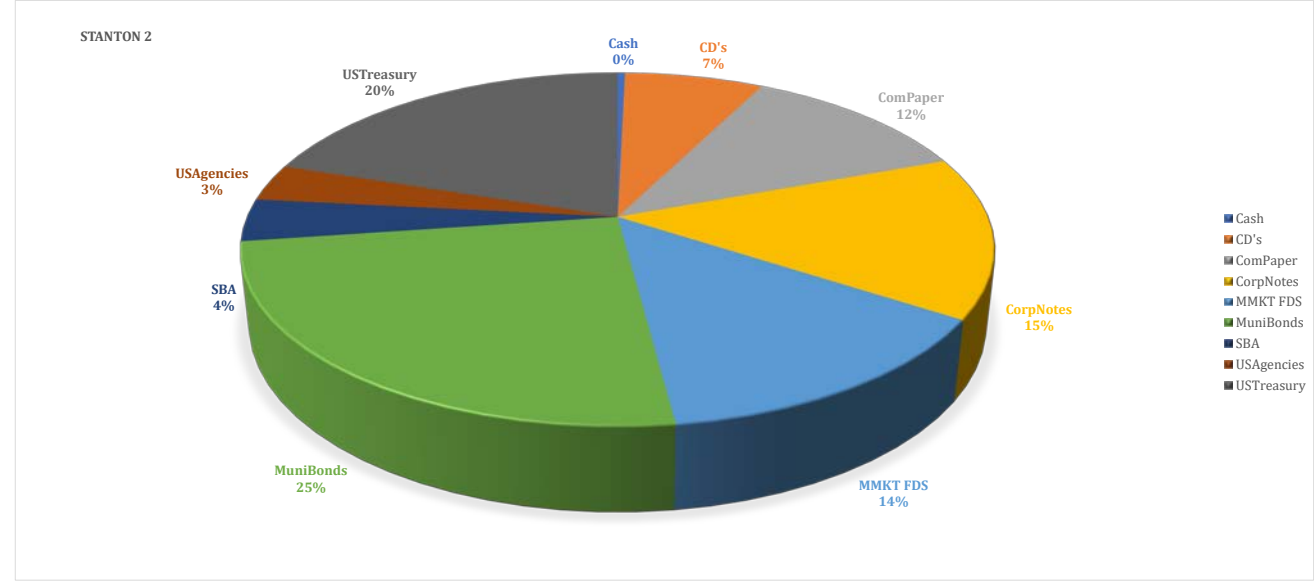
Sum of value	Column Labels	CD's	ComPaper	CorpNotes	MMKT FDS	MuniBonds	SBA	USAgencies	USTreasury	Grand Total
ARP	Cash									450,000.00
ARP-GEN		505,159.44			361,294.71	764,808.17		1,000,772.82	4,188,797.01	6,820,832.15
ARP-O&M		1,036,263.20	2,499,792.68	2,562,265.82	23,817,142.82	5,477,956.79	20,635,278.65	6,512,355.33	17,306,348.25	79,847,403.54
ARP-R&R		250,281.13		6,105,604.25	1,590,314.76	8,621,182.27		3,855,137.43	3,665,746.18	24,088,266.02
ARP-SOLAR		251,563.43		3,519,346.44	15,123.74					3,786,033.61
ARP RPA			3,099,434.24		531,181.92					3,630,616.16
ARP-2019A			899,753.13		354,260.38					1,254,013.51
ARP-21ACON			9,932,399.17		0.45	3,299,164.32	643,617.72		17,025,306.41	30,900,488.07
ARP-21BSUB			2,997,807.51	35,918,973.32	13,346,510.22	32,623,498.99	1,987,747.57	14,365,899.47		101,240,437.08
ARP-CON13A			1,499,586.86		361,784.45				559,020.35	2,420,391.66
ARP-DS15B			3,698,979.02		5,628.55					3,704,607.57
ARP-DS16A			14,246,080.50		271,940.70					14,518,021.20
ARP-DS17A			799,780.56		361,116.82					1,160,897.38
ARP-DS17B			2,049,433.63		683,686.25					2,733,119.88
ARP-DS18A			499,862.85		206,639.76					706,502.61
ARP-CONT				1,067,171.81		305,124.45				1,442,893.23
ARP-2019B					70,596.97					70,596.97
ARP-2019C					584,792.61					584,792.61
ARP-21A DS					413,734.49					413,734.49
ARP-21B DS					916,512.72					916,512.72
ARP-SUBDBT					2.51					2.51
Grand Total	450,000.00	2,043,267.20	42,222,910.15	49,173,361.64	43,892,264.83	51,091,734.99	23,266,643.94	25,734,165.05	42,745,218.20	280,619,566.00
% OF TOTAL	0.16%	0.73%	15.05%	17.52%	15.64%	18.21%	8.29%	9.17%	15.23%	100.00%



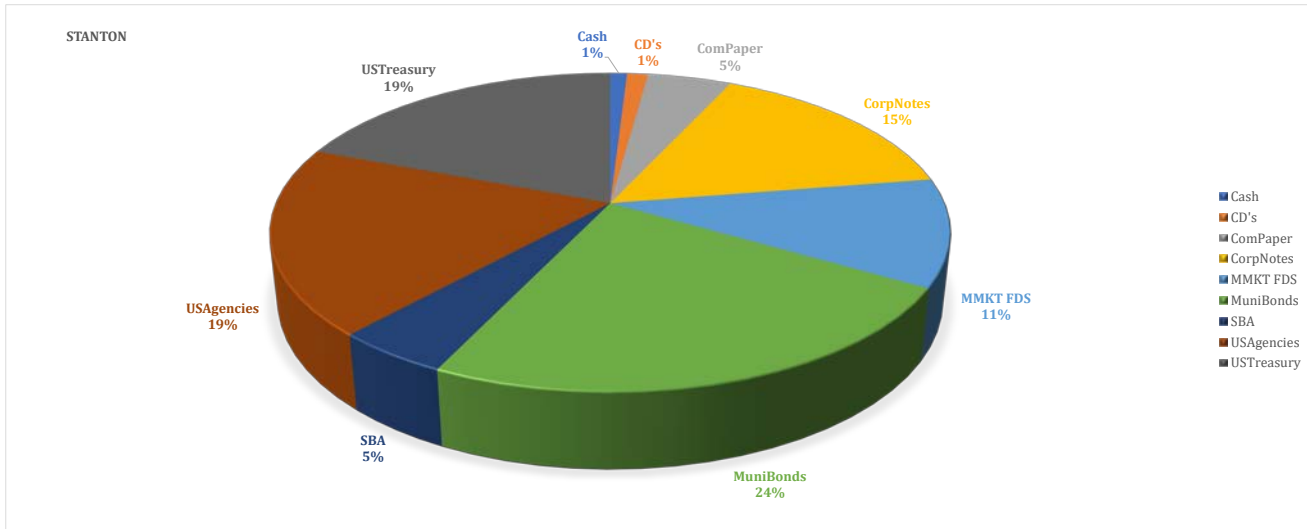
Sum of value	Column Labels	CD's	ComPaper	CorpNotes	MMKT FDS	MuniBonds	SBA	USAgencies	USTreasury	Grand Total
Row Labels	Cash									
SL	200,000.00									200,000.00
STL-R&R		749,918.34	997,523.54	1,103,971.95	1,411,888.85	1,563,000.78		788,492.84	1,514,017.28	8,128,813.58
STL-NFS			4,199,099.25		43,184.86					4,242,284.11
STL-12-DS			699,861.02		290,812.39					990,673.41
STL-12-DSR			3,398,085.37		58,082.64					3,456,168.01
STL-GEN			13,988,824.32	11,477,031.16	423,996.72	8,091,146.70		5,244,527.74	7,550,097.70	46,775,624.34
STL-O&M			997,547.71	1,018,345.32	2,710,676.35		2,023,192.93		2,053,975.88	8,803,758.19
STL-CONT				517,392.11	811,425.15			1,002,308.33		2,331,125.59
STL-DECOM				77,966.62						7,735,979.15
STL-DS13A					517,069.45			602,283.47	7,055,729.06	517,069.45
STL-DS21A					687,305.21					687,305.21
Grand Total	200,000.00	749,918.34	24,280,941.21	14,116,740.54	7,032,408.24	9,654,147.48	2,023,192.93	7,637,612.38	18,173,819.92	83,868,781.04
% OF TOTAL	0.24%	0.89%	28.95%	16.83%	8.39%	11.51%	2.41%	9.11%	21.67%	100.00%



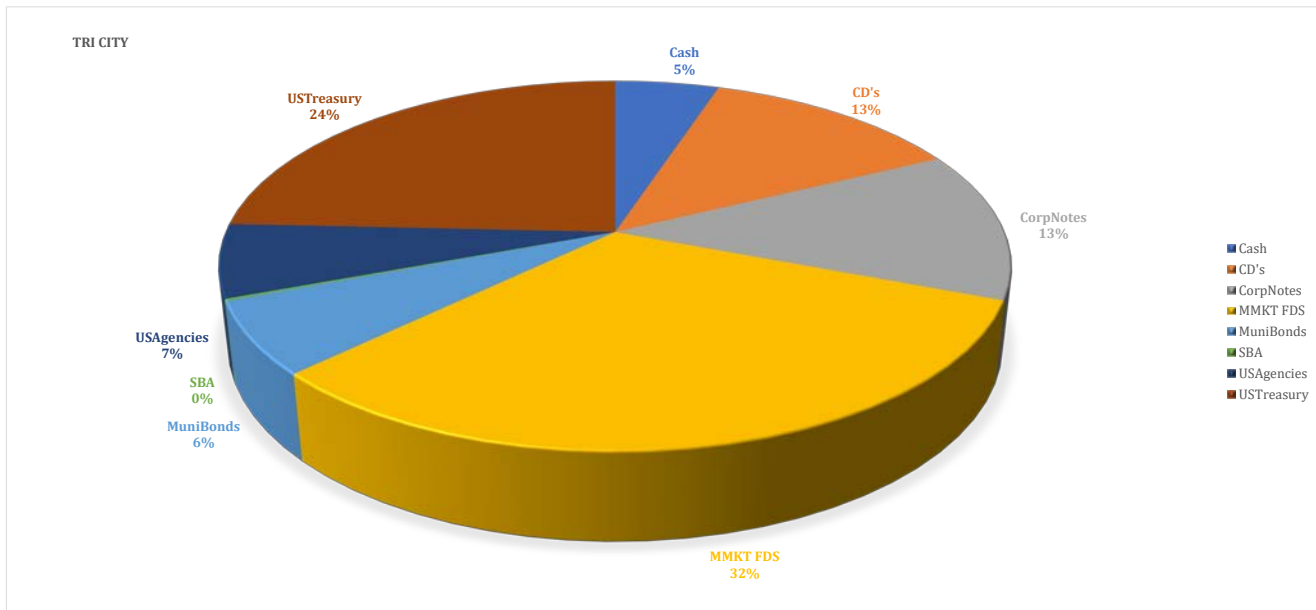
Sum of value	Column Labels	CD's	ComPaper	CorpNotes	MMKT FDS	MuniBonds	SBA	USAgencies	USTreasury	Grand Total
Row Labels	Cash									
STN2	200,000.00									200,000.00
STN2-GEN		3,330,215.94		3,270,450.53	476,628.92	13,373,293.61		312,680.75	9,751,185.97	30,514,455.72
STN2-R&R		499,859.05		1,322,098.73	1,300,902.81			501,591.22		3,624,451.81
STN2-12DSR			2,997,807.51		1,236,016.78					4,233,824.29
STN2-DS17B			1,399,615.98		513,056.76					1,912,672.74
STN2-O&M		1,998,322.41	2,895,728.14	754,903.49	128,684.37		2,093,581.22	1,004,384.74	499,805.03	9,246,725.03
STN2-CONT				503,041.05					506,962.95	1,138,688.57
STN2-12DS					2,519,429.01					2,519,429.01
STN2-DS17A					300,664.93					300,664.93
STN2-DS20					0.89					0.89
STN2-PR20					0.05					0.05
STN2-REV20					0.01					0.01
STN2-SUBDT					190,758.28					190,758.28
Grand Total	200,000.00	3,830,074.99	6,395,745.90	7,991,318.45	7,421,046.30	13,373,293.61	2,093,581.22	1,818,656.71	10,757,953.95	53,881,671.13
% OF TOTAL	0.37%	7.11%	11.87%	14.83%	13.77%	24.82%	3.89%	3.38%	19.97%	100.00%



Sum of value	Column Labels	CD's	ComPaper	CorpNotes	MMKT FDS	MuniBonds	SBA	USAgencies	USTreasury	Grand Total
Row Labels	Cash									
STN	200,000.00									200,000.00
STN-GEN		250,224.17		3,266,300.29	120,073.38	2,775,293.01		3,001,954.36	2,027,851.79	11,441,697.00
STN-O&M			999,161.21		1,124,339.11		975,381.57	1,000,790.00	499,805.03	4,599,476.92
STN-CONT					68,744.27	1,019,744.23		-		1,088,488.50
STN-R&R					983,631.75	1,184,406.21			1,500,274.16	3,668,312.12
Grand Total	200,000.00	250,224.17	999,161.21	3,266,300.29	2,296,788.51	4,979,443.45	975,381.57	4,002,744.36	4,027,930.98	20,997,974.54
% OF TOTAL	0.95%	1.19%	4.76%	15.56%	10.94%	23.71%	4.63%	19.06%	19.18%	100.00%



Sum of value	Column Labels	CD's	CorpNotes	MMKT FDS	MuniBonds	SBA	USAgencies	USTreasury	Grand Total
Row Labels	Cash								
TC	200,000.00								200,000.00
TRI-GEN		250,264.23	103,157.36	118,457.93			253,443.11		725,322.63
TRI-R&R		249,108.65	261,853.83	511,215.27	250,288.43				1,272,466.18
TRI-CONT			154,736.04	283,528.52				709,748.13	1,148,012.69
TRI-O&M				349,891.50		7,086.47		249,902.52	606,880.49
Grand Total	200,000.00	499,372.88	519,747.23	1,263,093.22	250,288.43	7,086.47	253,443.11	959,650.65	3,952,681.99
% OF TOTAL	5.06%	12.63%	13.15%	31.96%	6.33%	0.18%	6.41%	24.28%	100.00%



Investment Report

February 1, 2022

CUSIP	ContNo	Issuer	Purchase Date	Maturity Date	Coupon	Yield to Maturity	Current Par	Market Value	(Premium)/Discount	Accrued Interest	Original Cost	Days To Maturity	Duration	Convexity
Agency O&M														
00850VDC3	125433	CP: AGRI BK CHINA NY	04/22/2021	04/12/2022	0.000	0.295	1,000,000.00	999,632.79	2,859.72	0.00	0.9971	70	0.19	0.0013
27873KBF8	125702	CP: EBURY FIN	11/15/2021	02/15/2022	0.000	0.172	1,000,000.00	999,955.55	434.44	0.00	0.9996	14	0.04	0.0002
3133ENLB4	125764	FFCB	01/18/2022	01/18/2023	0.460	0.500	1,000,000.00	1,003,182.44	400.00	166.11	0.9996	351	0.96	0.0142
3135G05T6	125535	FNMA	07/08/2021	08/18/2023	0.350	0.291	500,000.00	502,192.37	(625.00)	792.36	1.0013	563	1.54	0.0320
31422XMA7	125616	FAMCA	09/01/2021	09/01/2023	0.230	0.210	2,000,000.00	2,003,806.11	(800.00)	1,916.67	1.0004	577	1.58	0.0333
377373AL9	125518	CORP: GLAXOSMITH	06/10/2021	10/01/2023	0.534	0.373	1,000,000.00	1,008,311.64	(3,690.00)	1,780.00	1.0037	607	1.66	0.0367
742718EB1	125587	CORP: Procter & Gamb	08/26/2021	08/15/2023	3.100	0.246	1,000,000.00	1,059,827.15	(56,030.00)	14,294.44	1.0560	560	1.49	0.0320
9128283U2	125750	US Treasury	01/14/2022	01/31/2023	2.375	0.510	1,000,000.00	1,022,529.38	(19,433.62)	65.61	1.0194	364	0.99	0.0153
91282CBE0	125790	US Treasury	01/31/2022	01/15/2024	0.125	1.146	500,000.00	499,805.03	9,843.74	29.35	0.9803	713	1.95	0.0483
N/A	125278	AGENCY SBA	11/05/2020	02/01/2022	0.130	0.130	1,049,647.75	1,049,647.75	0.00	3.79	1.0000	0	0.00	0.0000
VP4560000	124711	Wells Fargo	11/26/2019	02/01/2022	0.010	0.010	1,067,871.97	1,067,871.97	0.00	0.30	1.0000	0	0.00	0.0000
					0.658	0.304	11,117,519.72	11,216,762.18	(67,040.72)	19,048.63	1.0060	338	0.92	0.0186
AGN Pool Summary					0.658	0.304	11,117,519.72	11,216,762.18	(67,040.72)	19,048.63	1.0060	338	0.92	0.0186
ALL REQUIREMENTS 2013A CONSTRUCTION														
0347M3CW2	125674	CP: Anglesea Funding	10/28/2021	03/30/2022	0.000	0.142	1,000,000.00	999,725.70	595.00	0.00	0.9994	57	0.16	0.0010
40588MCW5	125746	CP: HALKIN FINANCE	01/13/2022	03/30/2022	0.000	0.162	250,000.00	249,931.42	84.44	0.00	0.9997	57	0.16	0.0010
40588MCX3	125704	CP: HALKIN FINANCE	11/15/2021	03/31/2022	0.000	0.172	250,000.00	249,929.74	160.55	0.00	0.9994	58	0.16	0.0010
912828XG0	125765	US Treasury	01/18/2022	06/30/2022	2.125	0.240	550,000.00	559,020.35	(4,665.31)	1,027.47	1.0085	149	0.41	0.0037
N/A	116079	Goldman Sachs M-Mkt	09/17/2013	02/01/2022	0.010	0.010	361,784.45	361,784.45	0.00	0.10	1.0000	0	0.00	0.0000
					0.486	0.150	2,411,784.45	2,420,391.66	(3,825.32)	1,027.57	1.0016	70	0.19	0.0015
ALL REQUIREMENTS 2021A CONSTRUCTION														
00850VDN9	125444	CP: AGRI BK CHINA NY	04/27/2021	04/22/2022	0.000	0.305	5,000,000.00	4,997,768.27	15,000.00	0.00	0.9970	80	0.22	0.0016
2198X3DS3	125459	CP: CORP ANDINA	04/27/2021	04/26/2022	0.000	0.285	4,937,000.00	4,934,630.90	13,977.19	0.00	0.9972	84	0.23	0.0017
882724QX8	125679	MUNI: STATE OF TEXAS	10/29/2021	10/01/2022	1.614	0.121	3,250,000.00	3,299,164.32	(44,720.00)	17,485.00	1.0138	242	0.66	0.0082
912828TY6	125703	US Treasury	11/15/2021	11/15/2022	1.625	0.174	1,000,000.00	1,015,354.81	(14,492.19)	3,520.83	1.0145	287	0.78	0.0105
912828ZH6	125673	US Treasury	10/28/2021	04/15/2023	0.250	0.304	2,500,000.00	2,505,581.75	1,952.51	1,866.44	0.9992	438	1.20	0.0209
91282CAP6	125683	US Treasury	10/29/2021	10/15/2023	0.125	0.486	2,500,000.00	2,500,267.97	17,579.46	946.18	0.9930	621	1.70	0.0379
91282CAR2	125455	US Treasury	04/27/2021	10/31/2022	0.125	0.125	5,000,000.00	5,002,116.35	(0.28)	1,631.94	1.0000	272	0.74	0.0094
91282CCU3	125602	US Treasury	08/31/2021	08/31/2023	0.125	0.203	6,000,000.00	6,001,985.53	9,375.00	3,208.33	0.9984	576	1.58	0.0331
N/A	125475	ARP 21A CONSTR SBA	04/30/2021	02/01/2022	0.130	0.130	643,617.72	643,617.72	0.00	2.32	1.0000	0	0.00	0.0000
N/A	125795	Goldman Sachs M-Mkt	01/27/2022	02/01/2022	0.010	0.010	0.45	0.45	0.00	0.00	1.0000	0	0.00	0.0000
					0.301	0.240	30,830,618.17	30,900,488.07	(1,328.31)	28,661.04	1.0000	303	0.83	0.0145

Investment Report

February 1, 2022

<u>CUSIP</u>	<u>ContNo</u>	<u>Issuer</u>	<u>Purchase Date</u>	<u>Maturity Date</u>	<u>Coupon</u>	<u>Yield to Maturity</u>	<u>Current Par</u>	<u>Market Value</u>	<u>(Premium)/Discount</u>	<u>Accrued Interest</u>	<u>Original Cost</u>	<u>Days To Maturity</u>	<u>Duration</u>	<u>Convexity</u>
ALL REQUIREMENTS 2021B SUBORDINATE BOND PROCEED														
02665WDL2	125449	CORP: HONDA	04/27/2021	07/08/2025	1.200	1.022	6,500,000.00	6,720,853.97	(47,385.00)	4,983.33	1.0073	1,253	3.37	0.1338
06406RAS6	125442	CORP: Bank of NY	04/27/2021	04/26/2024	0.500	0.487	5,000,000.00	5,044,476.39	(1,884.99)	6,597.22	1.0004	815	2.22	0.0617
10373QBJ8	125448	CORP: BP CAPITAL MKT	04/27/2021	04/06/2025	3.194	1.060	5,000,000.00	5,524,474.70	(410,799.99)	51,015.28	1.0822	1,160	3.03	0.1123
127145LF5	125506	MUNI: CACHE CNTY UT	05/27/2021	06/15/2025	3.000	0.660	1,975,000.00	2,166,644.91	(184,386.00)	7,570.83	1.0934	1,230	3.23	0.1255
160357XD6	125503	MUNI: CTY CHARLESTON	05/26/2021	03/01/2025	1.250	0.520	1,255,000.00	1,301,803.56	(34,098.35)	6,536.46	1.0272	1,124	3.02	0.1098
23223PFP7	125501	MUNI: Cuyahoga Cnty	05/21/2021	12/01/2023	4.000	0.093	2,500,000.00	2,691,790.76	(238,750.00)	16,666.67	1.0955	668	1.77	0.0428
235308D75	125460	MUNI: DALLAS TX SCH	04/27/2021	08/15/2025	4.000	0.700	6,110,000.00	7,032,972.78	(852,528.30)	112,695.56	1.1395	1,291	3.29	0.1321
3133EMWH1	125451	FFCB	04/27/2021	04/21/2025	0.710	0.710	3,000,000.00	3,048,198.92	0.00	6,094.17	1.0000	1,175	3.18	0.1197
3135G05X7	125450	FNMA	04/27/2021	08/25/2025	0.375	0.692	3,000,000.00	3,011,812.28	40,470.00	4,875.00	0.9865	1,301	3.54	0.1450
3135G06G3	125721	FNMA	12/08/2021	11/07/2025	0.500	1.192	5,000,000.00	5,037,131.72	131,900.00	5,833.33	0.9736	1,375	3.73	0.1604
3137EAEX3	125497	FHLMC	05/17/2021	09/23/2025	0.375	0.691	2,500,000.00	2,508,427.21	33,750.00	3,333.33	0.9865	1,330	3.62	0.1511
31422XTC6	125786	FAMCA	01/26/2022	01/26/2024	0.875	0.940	750,000.00	760,329.34	963.65	91.15	0.9987	724	1.97	0.0498
341271AD6	125458	MUNI: FLORIDA SBA	04/27/2021	07/01/2025	1.258	0.978	5,000,000.00	5,180,599.43	(57,150.00)	5,241.67	1.0114	1,246	3.35	0.1323
35569PFG3	125498	MUNI: FREDERICK CNTY	05/17/2021	08/01/2025	3.000	0.637	1,630,000.00	1,787,162.09	(159,560.70)	24,450.00	1.0979	1,277	3.31	0.1324
37331NAJ0	125441	CORP:GEORGIA-PAC IFIC	04/27/2021	09/30/2025	1.750	1.130	5,500,000.00	5,833,240.93	(146,841.42)	32,350.69	1.0267	1,337	3.55	0.1486
485106UW6	125461	Kansas City, MO	04/28/2021	04/01/2025	1.295	0.949	2,000,000.00	2,077,021.68	(26,600.00)	8,633.33	1.0133	1,155	3.10	0.1150
53944REX3	125694	CP: LMA Americas	11/01/2021	05/31/2022	0.000	0.173	3,000,000.00	2,997,807.51	2,989.17	0.00	0.9990	119	0.33	0.0027
68609TT81	125499	MUNI: Oregon State	05/18/2021	08/01/2025	0.803	0.666	1,300,000.00	1,325,843.46	(7,371.00)	5,219.50	1.0057	1,277	3.44	0.1391
74256LEE5	125440	CORP: PRINCIPAL LIFE	04/27/2021	06/23/2025	1.250	1.070	5,000,000.00	5,179,726.42	(36,450.00)	6,597.22	1.0073	1,238	3.33	0.1308
74368CAX2	125443	CORP: PROTECTIVELIFE	04/27/2021	07/15/2025	1.170	1.168	2,375,000.00	2,452,961.22	(155.61)	1,235.00	1.0001	1,260	3.39	0.1353
78015K7H1	125439	CORP: ROYAL BK CA	04/27/2021	06/10/2025	1.150	1.005	5,000,000.00	5,163,239.69	(29,149.99)	8,145.83	1.0058	1,225	3.30	0.1285
880591EW8	125720	MUNI: TVA	12/08/2021	05/15/2025	0.750	1.082	5,000,000.00	5,094,923.68	55,850.00	7,916.67	0.9888	1,199	3.24	0.1242
91417K2W0	125496	MUNI: UNIV COLORADO	05/17/2021	06/01/2025	2.347	0.650	3,690,000.00	3,964,736.64	(249,185.70)	14,434.05	1.0675	1,216	3.22	0.1243
N/A	125431	Goldman Sachs M-Mkt	04/15/2021	02/01/2022	0.010	0.010	13,346,510.22	13,346,510.22	0.00	3.71	1.0000	0	0.00	0.0000
N/A	125476	ARP 21B SUB SBA	04/30/2021	02/01/2022	0.130	0.130	1,987,747.57	1,987,747.57	0.00	7.18	1.0000	0	0.00	0.0000
					1.310	0.721	97,419,257.79	101,240,437.08	(2,216,374.23)	340,527.18	1.0228	979	2.61	0.1012
ALL REQUIREMENTS CONTINGENCY														
74153WCL1	125397	CORP: PRICOA GL FD	03/25/2021	09/23/2024	2.400	0.610	1,000,000.00	1,067,171.81	(61,800.00)	8,533.33	1.0618	965	2.56	0.0821
79642B3M3	120585	MUNI: SANWTR	06/20/2017	05/15/2023	5.000	1.390	270,000.00	305,124.45	(55,047.60)	2,850.00	1.2039	468	1.25	0.0239
VP4560000	124582	Wells Fargo	11/04/2019	02/01/2022	0.010	0.010	70,596.97	70,596.97	0.00	0.02	1.0000	0	0.00	0.0000
					2.798	0.735	1,340,596.97	1,442,893.23	(116,847.60)	11,383.35	1.0872	814	2.16	0.0661

Investment Report

February 1, 2022

<u>CUSIP</u>	<u>ContNo</u>	<u>Issuer</u>	<u>Purchase Date</u>	<u>Maturity Date</u>	<u>Coupon</u>	<u>Yield to Maturity</u>	<u>Current Par</u>	<u>Market Value</u>	<u>(Premium)/Discount</u>	<u>Accrued Interest</u>	<u>Original Cost</u>	<u>Days To Maturity</u>	<u>Duration</u>	<u>Convexity</u>
ALL REQUIREMENTS DEBT SERVICE 2015B														
16536JCW5	125743	CP: CHESHAM FINANCE	01/13/2022	03/30/2022	0.000	0.162	1,800,000.00	1,799,506.26	608.00	0.00	0.9997	57	0.16	0.0010
16537MCW7	125803	CP: CHESHAM FINANCE	01/31/2022	03/30/2022	0.000	0.243	1,000,000.00	999,725.70	386.67	0.00	0.9996	57	0.16	0.0010
40588MCX3	125706	CP: HALKIN FINANCE	11/15/2021	03/31/2022	0.000	0.172	900,000.00	899,747.06	578.00	0.00	0.9994	58	0.16	0.0010
N/A	118434	Goldman Sachs M-Mkt	01/28/2016	02/01/2022	0.010	0.010	5,628.55	5,628.55	0.00	0.00	1.0000	0	0.00	0.0000
					0.000	0.186	3,705,628.55	3,704,607.57	1,572.67	0.00	0.9996	57	0.16	0.0010
ALL REQUIREMENTS DEBT SERVICE 2016A														
16537MCW7	125802	CP: CHESHAM FINANCE	01/31/2022	03/30/2022	0.000	0.243	7,000,000.00	6,998,079.90	2,706.69	0.00	0.9996	57	0.16	0.0010
27873KCW0	125744	CP: EBURY FIN	01/13/2022	03/30/2022	0.000	0.161	5,000,000.00	4,998,617.78	1,688.89	0.00	0.9997	57	0.16	0.0010
40588MCW5	125745	CP: HALKIN FINANCE	01/13/2022	03/30/2022	0.000	0.162	2,250,000.00	2,249,382.82	760.00	0.00	0.9997	57	0.16	0.0010
N/A	118861	Goldman Sachs M-Mkt	05/12/2016	02/01/2022	0.010	0.010	271,940.70	271,940.70	0.00	0.08	1.0000	0	0.00	0.0000
					0.000	0.198	14,521,940.70	14,518,021.20	5,155.58	0.08	0.9996	56	0.15	0.0010
ALL REQUIREMENTS DEBT SERVICE 2017A														
0347M3CW2	125773	CP: Anglesea Funding	01/13/2022	03/30/2022	0.000	0.152	800,000.00	799,780.56	253.34	0.00	0.9997	57	0.16	0.0010
N/A	120615	Goldman Sachs M-Mkt	06/30/2017	02/01/2022	0.010	0.010	361,116.82	361,116.82	0.00	0.10	1.0000	0	0.00	0.0000
					0.003	0.108	1,161,116.82	1,160,897.38	253.34	0.10	0.9998	39	0.11	0.0007
ALL REQUIREMENTS DEBT SERVICE 2017B														
40588MCW5	125740	CP: HALKIN FINANCE	01/14/2022	03/30/2022	0.000	0.162	1,450,000.00	1,449,602.26	483.34	0.00	0.9997	57	0.16	0.0010
40588MCX3	125705	CP: HALKIN FINANCE	11/15/2021	03/31/2022	0.000	0.172	600,000.00	599,831.37	385.33	0.00	0.9994	58	0.16	0.0010
N/A	120616	Goldman Sachs M-Mkt	06/30/2017	02/01/2022	0.010	0.010	683,686.25	683,686.25	0.00	0.19	1.0000	0	0.00	0.0000
					0.003	0.126	2,733,686.25	2,733,119.88	868.67	0.19	0.9997	43	0.12	0.0008
ALL REQUIREMENTS DEBT SERVICE 2018A														
40588MCW5	125779	CP: HALKIN FINANCE	01/14/2022	03/30/2022	0.000	0.162	500,000.00	499,862.85	166.66	0.00	0.9997	57	0.16	0.0010
N/A	122318	Goldman Sachs M-Mkt	07/26/2018	02/01/2022	0.010	0.010	206,639.76	206,639.76	0.00	0.06	1.0000	0	0.00	0.0000
					0.003	0.118	706,639.76	706,502.61	166.66	0.06	0.9998	40	0.11	0.0007
ALL REQUIREMENTS DEBT SERVICE 2019A														
16536JCW5	125742	CP: CHESHAM FINANCE	01/13/2022	03/30/2022	0.000	0.162	900,000.00	899,753.13	304.00	0.00	0.9997	57	0.16	0.0010
N/A	124837	Goldman Sachs M-Mkt	11/25/2019	02/01/2022	0.010	0.010	354,260.38	354,260.38	0.00	0.10	1.0000	0	0.00	0.0000
					0.003	0.119	1,254,260.38	1,254,013.51	304.00	0.10	0.9998	41	0.11	0.0007
ALL REQUIREMENTS DEBT SERVICE 2019B														
N/A	124838	Goldman Sachs M-Mkt	11/25/2019	02/01/2022	0.010	0.010	584,792.61	584,792.61	0.00	0.16	1.0000	0	0.00	0.0000
					0.010	0.010	584,792.61	584,792.61	0.00	0.16	1.0000	0	0.00	0.0000
ALL REQUIREMENTS DEBT SERVICE 2021A														
N/A	125470	Goldman Sachs M-Mkt	04/30/2021	02/01/2022	0.010	0.010	413,734.49	413,734.49	0.00	0.11	1.0000	0	0.00	0.0000
					0.010	0.010	413,734.49	413,734.49	0.00	0.11	1.0000	0	0.00	0.0000

Investment Report

February 1, 2022

<u>CUSIP</u>	<u>ContNo</u>	<u>Issuer</u>	<u>Purchase Date</u>	<u>Maturity Date</u>	<u>Coupon</u>	<u>Yield to Maturity</u>	<u>Current Par</u>	<u>Market Value</u>	<u>(Premium)/Discount</u>	<u>Accrued Interest</u>	<u>Original Cost</u>	<u>Days To Maturity</u>	<u>Duration</u>	<u>Convexity</u>
ALL REQUIREMENTS DEBT SERVICE 2021B														
N/A	125477	Goldman Sachs M-Mkt	05/04/2021	02/01/2022	0.010	0.010	916,512.72	916,512.72	0.00	0.25	1.0000	0	0.00	0.0000
					0.010	0.010	916,512.72	916,512.72	0.00	0.25	1.0000	0	0.00	0.0000
ALL REQUIREMENTS GENERAL RESERVE														
31422XCS9	125394	FAMCA	03/16/2021	06/16/2023	0.200	0.200	1,000,000.00	1,000,772.82	0.00	250.00	1.0000	500	1.37	0.0259
372348BZ4	122077	CD: GENOA	02/28/2018	02/28/2023	2.550	2.550	245,000.00	251,367.92	0.00	68.47	1.0000	392	1.06	0.0175
61334ECZ97	125271	MUNI: Montgomery	10/29/2020	04/01/2022	4.000	0.201	750,000.00	764,808.17	(40,447.50)	10,000.00	1.0539	59	0.16	0.0011
87270LBF9	121723	CD: TIAA FSB	02/23/2018	02/23/2023	2.500	2.500	245,000.00	253,791.52	0.00	2,718.49	1.0000	387	1.04	0.0173
9128285U0	125708	US Treasury	11/18/2021	12/31/2023	2.625	0.560	3,000,000.00	3,148,823.33	(130,173.54)	6,961.33	1.0434	698	1.88	0.0467
912828YM6	125423	US Treasury	04/15/2021	10/31/2024	1.500	0.501	1,000,000.00	1,039,973.68	(35,033.45)	3,791.67	1.0350	1,003	2.69	0.0889
VP4560000	124710	Wells Fargo	11/25/2019	02/01/2022	0.010	0.010	361,294.71	361,294.71	0.00	0.10	1.0000	0	0.00	0.0000
					2.093	0.571	6,601,294.71	6,820,832.15	(205,654.49)	23,790.06	1.0312	581	1.57	0.0400
ALL REQUIREMENTS GENERAL RESERVE RPA														
0347M3DL5	125777	CP: Anglesea Funding	01/20/2022	04/20/2022	0.000	0.254	1,000,000.00	999,570.01	625.00	0.00	0.9994	78	0.21	0.0015
16536JBN6	125684	CP: CHESHAM FINANCE	10/29/2021	02/22/2022	0.000	0.162	1,000,000.00	999,926.29	515.56	0.00	0.9995	21	0.06	0.0003
16537MBJ7	125757	CP: CHESHAM FINANCE	01/14/2022	02/18/2022	0.000	0.091	1,100,000.00	1,099,937.94	96.25	0.00	0.9999	17	0.05	0.0003
VP4560000	124584	Wells Fargo	11/04/2019	02/01/2022	0.010	0.010	531,181.92	531,181.92	0.00	0.15	1.0000	0	0.00	0.0000
					0.001	0.144	3,631,181.92	3,630,616.16	1,236.81	0.15	0.9997	32	0.09	0.0006

Investment Report

February 1, 2022

<u>CUSIP</u>	<u>ContNo</u>	<u>Issuer</u>	<u>Purchase Date</u>	<u>Maturity Date</u>	<u>Coupon</u>	<u>Yield to Maturity</u>	<u>Current Par</u>	<u>Market Value</u>	<u>(Premium)/Discount</u>	<u>Accrued Interest</u>	<u>Original Cost</u>	<u>Days To Maturity</u>	<u>Duration</u>	<u>Convexity</u>
ALL REQUIREMENTS O&M														
02587DY85	125142	CD: American Express	10/01/2019	09/06/2022	2.400	2.000	247,000.00	249,768.01	(2,798.51)	2,403.68	1.0113	217	0.59	0.0069
05565EBU8	125582	CORP: BMW	08/26/2021	08/12/2024	0.750	0.550	2,000,000.00	2,036,200.43	(11,720.00)	7,041.67	1.0059	923	2.50	0.0772
06251A2D1	125186	CD: BANK HAPOALIM	08/26/2020	08/26/2022	0.250	0.250	249,000.00	249,420.55	0.00	271.17	1.0000	206	0.56	0.0062
254673MP8	125112	CD: Discover Bank	06/26/2020	02/22/2028	3.000	3.000	245,000.00	285,176.34	0.00	3,262.19	1.0000	2,212	5.56	0.3492
3130AJZJ1	125184	FHLB	08/25/2020	08/25/2023	0.320	0.320	444,444.44	444,734.07	0.00	616.30	1.0000	570	1.56	0.0327
3135G05R0	125168	FNMA	08/11/2020	08/10/2023	0.300	0.338	2,000,000.00	2,001,580.00	2,284.00	2,850.00	0.9989	555	1.52	0.0312
31422BPC8	125467	FAMCA	04/30/2021	11/20/2023	1.720	0.270	2,000,000.00	2,062,235.15	(73,800.00)	6,784.44	1.0369	657	1.77	0.0420
31422XMA7	125617	FAMCA	09/01/2021	09/01/2023	0.230	0.210	2,000,000.00	2,003,806.11	(800.00)	1,916.67	1.0004	577	1.58	0.0333
404280BA6	125115	CORP: HSBC	06/26/2020	05/25/2023	3.600	1.525	500,000.00	526,065.39	(30,310.00)	3,250.00	1.0606	478	1.28	0.0244
4913137B2	121196	MUNI: KY STATE	10/19/2017	02/01/2022	5.000	0.952	530,000.00	561,397.20	(89,835.00)	13,250.00	1.1695	0	0.00	0.0000
60683CBQ3	125710	CP: Mitsubishi UFJ	11/30/2021	02/24/2022	0.000	0.203	2,500,000.00	2,499,792.68	1,194.44	0.00	0.9995	23	0.06	0.0004
68608VDV3	125401	MUNI: Oregon State	03/26/2021	05/01/2025	3.069	0.900	1,000,000.00	1,100,010.39	(87,050.00)	7,672.50	1.0871	1,185	3.10	0.1168
7417017F7	125468	MUNI: PRINCE GEORGE	04/30/2021	09/15/2023	0.700	0.240	2,750,000.00	2,781,049.20	(29,920.00)	7,272.22	1.0109	591	1.61	0.0350
8648136U9	124457	MUNI: SUFFOLKVA	10/17/2019	02/01/2023	1.937	1.859	1,000,000.00	1,035,500.00	(2,480.00)	9,685.00	1.0025	365	0.99	0.0158
9128284S6	125491	US Treasury	05/12/2021	05/31/2023	2.750	0.158	2,500,000.00	2,598,710.78	(132,372.77)	12,031.25	0.0016	484	1.31	0.0248
912828B66	123230	US Treasury	02/21/2019	02/15/2024	2.750	2.554	1,480,000.00	1,622,228.45	(13,489.47)	18,801.63	1.0091	744	1.97	0.0521
91282CCN9	125603	US Treasury	08/31/2021	07/31/2023	0.125	0.178	3,000,000.00	2,999,574.65	3,046.87	10.36	0.9990	545	1.49	0.0300
91282CDA6	125646	US Treasury	09/30/2021	09/30/2023	0.250	0.286	5,000,000.00	5,013,376.54	3,600.00	4,201.39	0.9993	606	1.66	0.0365
91282CDV0	125788	US Treasury	01/31/2022	01/31/2024	0.875	1.172	5,000,000.00	5,072,457.83	29,296.87	120.86	0.9941	729	1.98	0.0504
949763NT9	125110	CD: Wells Fargo	06/26/2020	02/28/2023	2.750	2.750	245,000.00	251,898.30	0.00	73.84	1.0000	392	1.06	0.0175
N/A	125279	All Req. SBA	11/05/2020	02/01/2022	0.130	0.130	20,635,278.65	20,635,278.65	0.00	74.52	1.0000	0	0.00	0.0000
VP4560000	124611	Wells Fargo	11/21/2019	02/01/2022	0.010	0.010	23,817,142.82	23,817,142.82	0.00	6.62	1.0000	0	0.00	0.0000
					0.499	0.315	79,142,865.91	79,847,403.54	(435,153.57)	101,596.31	0.9723	259	0.70	0.0175

Investment Report

February 1, 2022

CUSIP	ContNo	Issuer	Purchase Date	Maturity Date	Coupon	Yield to Maturity	Current Par	Market Value	(Premium)/Discount	Accrued Interest	Original Cost	Days To Maturity	Duration	Convexity
ALL REQUIREMENTS RENEWAL & REPLACEMENT														
037833BY5	125408	CORP: APPLE INC	03/30/2021	02/23/2026	3.250	1.233	1,500,000.00	1,701,031.73	(143,370.00)	21,395.83	1.0956	1,483	3.80	0.1718
05580AZJ6	125428	CD: BMW NA	04/16/2021	04/17/2023	0.200	0.200	250,000.00	250,281.13	0.00	146.58	1.0000	440	1.20	0.0208
283770NU5	125405	MUNI: EL PASO SCHOOL	03/29/2021	08/15/2026	5.000	0.996	1,500,000.00	1,852,257.00	(313,680.00)	34,583.33	1.2091	1,656	4.08	0.1981
3130A3KM5	121512	FHLB	12/29/2017	12/09/2022	2.500	2.265	1,000,000.00	1,051,323.79	(10,920.00)	3,708.79	1.0109	311	0.85	0.0121
3133EAG77	121753	FFCB	03/05/2018	08/07/2034	3.150	3.280	1,500,000.00	1,799,625.00	24,645.00	22,837.50	0.9836	4,570	10.58	1.1987
31422XFN7	125473	FAMCA	05/03/2021	05/03/2024	0.350	0.350	1,000,000.00	1,004,188.64	0.00	855.56	1.0000	822	2.24	0.0625
404280BJ7	125412	CORP: HSBC	04/01/2021	03/13/2023	3.262	1.913	1,000,000.00	1,047,505.40	(25,690.00)	12,504.33	1.0257	405	1.09	0.0187
46849LTE1	123945	CORP: JACKSON NTL	06/28/2019	02/01/2022	3.300	2.278	600,000.00	610,120.00	(15,306.00)	10,120.00	1.0255	0	0.00	0.0000
46849LTM3	125380	CORP: JACKSON NTL	02/19/2021	09/15/2022	2.375	0.199	500,000.00	511,699.41	(16,981.96)	4,585.07	1.0340	226	0.61	0.0074
59217GEE5	125363	CORP: METLIFE	01/29/2021	01/13/2023	1.950	0.260	700,000.00	712,841.73	(23,058.00)	682.50	1.0329	346	0.94	0.0141
606822AL8	125329	CORP: MUFJ	01/11/2021	02/22/2022	2.998	0.234	1,500,000.00	1,522,405.98	(46,094.99)	19,861.75	1.0307	21	0.06	0.0003
64971XEK0	125399	MUNI: NYC Trans Fin	03/25/2021	08/01/2026	3.430	1.110	1,500,000.00	1,709,961.75	(180,225.00)	25,725.00	1.1202	1,642	4.17	0.2040
64971XEK0	125403	MUNI: NYC Trans Fin	03/29/2021	08/01/2026	3.430	1.106	1,500,000.00	1,709,961.75	(180,225.00)	25,725.00	1.1202	1,642	4.17	0.2040
882724RB5	125406	MUNI: STATE OF TEXAS	03/29/2021	10/01/2026	5.000	0.964	2,000,000.00	2,467,878.29	(431,860.00)	33,333.33	1.2159	1,703	4.21	0.2089
902273WX5	121455	MUNI: TYLER	12/08/2017	02/15/2026	5.000	1.870	700,000.00	881,123.48	(165,564.00)	16,168.48	1.2365	1,475	3.67	0.1634
9128284S6	125489	US Treasury	05/12/2021	05/31/2023	2.750	0.158	1,000,000.00	1,039,484.31	(52,949.11)	4,812.50	0.0016	484	1.31	0.0248
91282CAP6	125688	US Treasury	10/29/2021	10/15/2023	0.125	0.486	1,000,000.00	1,000,107.19	7,031.78	378.47	0.9930	621	1.70	0.0379
91282CBD2	125340	US Treasury	01/21/2021	12/31/2022	0.125	0.131	750,000.00	750,137.08	88.20	85.94	0.9999	333	0.92	0.0132
91282CDB4	125662	US Treasury	10/20/2021	10/15/2024	0.625	0.710	500,000.00	506,962.95	1,253.75	933.22	0.9975	987	2.68	0.0871
912833LJ7	120129	US Treasury	03/31/2014	08/15/2022	0.000	2.661	370,000.00	369,054.65	73,507.90	0.00	0.8013	195	0.53	0.0053
VP4560000	124585	Wells Fargo	11/04/2019	02/01/2022	0.010	0.010	1,590,314.76	1,590,314.76	0.00	0.44	1.0000	0	0.00	0.0000
					2.704	1.070	21,960,314.76	24,088,266.02	(1,499,397.43)	238,443.62	1.0204	1,133	2.82	0.1697
ALL REQUIREMENTS SOLAR O&M														
05531FBJ1	125618	CORP: Truist	09/02/2021	03/16/2023	2.200	0.359	500,000.00	515,786.79	(14,110.00)	4,125.00	1.0282	408	1.10	0.0188
32110YUT0	125723	CD: First Natl Bk Am	12/09/2021	11/29/2024	0.600	0.719	249,000.00	251,563.43	873.99	12.28	0.9965	1,032	2.80	0.0946
46849LTK7	125524	CORP: JACKSON NTL	06/10/2021	06/21/2024	2.650	0.844	930,000.00	987,791.64	(50,149.27)	2,738.33	1.0539	871	2.32	0.0685
89236THF5	125569	CORP: Toyota Motor	08/13/2021	08/14/2023	0.500	0.341	2,000,000.00	2,015,768.01	(6,340.00)	4,638.89	1.0032	559	1.52	0.0317
VP4560000	125040	Wells Fargo	04/27/2020	02/01/2022	0.010	0.010	15,123.74	15,123.74	0.00	0.00	1.0000	0	0.00	0.0000
					1.276	0.494	3,694,123.74	3,786,033.61	(69,725.28)	11,514.50	1.0189	647	1.75	0.0434
ALL REQUIREMENTS SUBORDINATE DEBT														
N/A	125086	Goldman Sachs M-Mkt	05/29/2020	02/01/2022	0.010	0.010	2.51	2.51	0.00	0.00	1.0000	0	0.00	0.0000
					0.010	0.010	2.51	2.51	0.00	0.00	1.0000	0	0.00	0.0000
ARP Pool Summary					0.949	0.505	273,030,353.21	280,169,566.00	(4,538,748.50)	756,944.83	1.0031	582	1.55	0.0584
Bushnell Rate Stabilization Fund														
912828ZA1	125370	US Treasury	02/18/2021	02/28/2022	1.125	0.063	100,000.00	100,555.83	(1,078.30)	478.59	1.0108	27	0.07	0.0004
VP4560000	124580	Wells Fargo	11/04/2019	02/01/2022	0.010	0.010	52,543.87	52,543.87	0.00	0.01	1.0000	0	0.00	0.0000
					0.741	0.045	152,543.87	153,099.70	(1,078.30)	478.60	1.0071	18	0.05	0.0003
BUSH Pool Summary					0.741	0.045	152,543.87	153,099.70	(1,078.30)	478.60	1.0071	18	0.05	0.0003

Investment Report

February 1, 2022

CUSIP	ContNo	Issuer	Purchase Date	Maturity Date	Coupon	Yield to Maturity	Current Par	Market Value	(Premium)/Discount	Accrued Interest	Original Cost	Days To Maturity	Duration	Convexity
FMPA CLEWISTON PL 2021 PROCEEDS														
52953BBJ1	125782	CP: Lexington Parker	01/21/2022	02/18/2022	0.000	0.122	1,000,000.00	999,943.58	93.33	0.00	0.9999	17	0.05	0.0003
N/A	125651	Goldman Sachs M-Mkt	09/30/2021	02/01/2022	0.010	0.010	103,087.13	103,087.13	0.00	0.03	1.0000	0	0.00	0.0000
					0.001	0.111	1,103,087.13	1,103,030.71	93.33	0.03	0.9999	15	0.04	0.0002
CLEW Pool Summary					0.001	0.111	1,103,087.13	1,103,030.71	93.33	0.03	0.9999	15	0.04	0.0002
FMPA Pool Loan Working Capital														
VP4560000	124586	Wells Fargo	11/04/2019	02/01/2022	0.010	0.010	55,743.60	55,743.60	0.00	0.02	1.0000	0	0.00	0.0000
					0.010	0.010	55,743.60	55,743.60	0.00	0.02	1.0000	0	0.00	0.0000
FMPA Pool Summary					0.010	0.010	55,743.60	55,743.60	0.00	0.02	1.0000	0	0.00	0.0000
FMPA PL HOMESTEAD PROJECT FUND 2021														
01626GBF2	125747	CP: ALINGHI FINANCE	01/13/2022	02/15/2022	0.000	0.142	900,000.00	899,959.99	115.51	0.00	0.9999	14	0.04	0.0002
27873KB19	125613	CP: EBURY FIN	08/31/2021	02/01/2022	0.000	0.122	1,000,000.00	1,000,000.00	513.33	0.00	0.9995	0	0.00	0.0000
89114QCD8	125547	CORP: TD BANK	07/16/2021	12/01/2022	1.900	0.210	260,000.00	264,686.52	(6,029.40)	823.33	1.0232	303	0.82	0.0114
9128286Y1	125778	US Treasury	01/21/2022	06/15/2022	1.750	0.235	1,500,000.00	1,512,592.54	(9,041.58)	3,461.54	1.0060	134	0.37	0.0032
912828ZM5	125615	US Treasury	08/31/2021	04/30/2022	0.125	0.036	1,000,000.00	1,000,403.45	(585.93)	315.07	1.0006	88	0.25	0.0018
961214DQ3	125548	CORP: WESTPAC BANKNG	07/16/2021	06/28/2022	2.500	0.140	825,000.00	834,979.81	(18,477.42)	1,890.63	1.0224	147	0.40	0.0036
9612C1HW0	125691	CP: WESTPAC BANKING	11/01/2021	08/30/2022	0.000	0.244	600,000.00	599,117.14	1,208.00	0.00	0.9980	210	0.57	0.0062
N/A	125532	Goldman Sachs M-Mkt	06/28/2021	02/01/2022	0.010	0.010	254,369.02	254,369.02	0.00	0.07	1.0000	0	0.00	0.0000
					0.837	0.151	6,339,369.02	6,366,108.47	(32,297.49)	6,490.64	1.0051	99	0.27	0.0026
HMST Pool Summary					0.837	0.151	6,339,369.02	6,366,108.47	(32,297.49)	6,490.64	1.0051	99	0.27	0.0026
FMPA PL HOMESTEAD DEBT SERVICE 2021														
N/A	125650	Goldman Sachs M-Mkt	09/24/2021	02/01/2022	0.010	0.010	0.05	0.05	0.00	0.00	1.0000	0	0.00	0.0000
					0.010	0.010	0.05	0.05	0.00	0.00	1.0000	0	0.00	0.0000
HOME Pool Summary					0.010	0.010	0.05	0.05	0.00	0.00	1.0000	0	0.00	0.0000
Kissimmee Rate Stabilization Fund														
VP4560000	124581	Wells Fargo	11/04/2019	02/01/2022	0.010	0.010	161.86	161.86	0.00	0.00	1.0000	0	0.00	0.0000
					0.010	0.010	161.86	161.86	0.00	0.00	1.0000	0	0.00	0.0000
KUA Pool Summary					0.010	0.010	161.86	161.86	0.00	0.00	1.0000	0	0.00	0.0000
FMPA PL BUSHNELL Debt Service														
N/A	124748	Goldman Sachs M-Mkt	12/10/2019	02/01/2022	0.010	0.010	0.90	0.90	0.00	0.00	1.0000	0	0.00	0.0000
					0.010	0.010	0.90	0.90	0.00	0.00	1.0000	0	0.00	0.0000
POOL Pool Summary					0.010	0.010	0.90	0.90	0.00	0.00	1.0000	0	0.00	0.0000

Investment Report

February 1, 2022

<u>CUSIP</u>	<u>ContNo</u>	<u>Issuer</u>	<u>Purchase Date</u>	<u>Maturity Date</u>	<u>Coupon</u>	<u>Yield to Maturity</u>	<u>Current Par</u>	<u>Market Value</u>	<u>(Premium)/Discount</u>	<u>Accrued Interest</u>	<u>Original Cost</u>	<u>Days To Maturity</u>	<u>Duration</u>	<u>Convexity</u>
St Lucie Contingency														
3133ELXW9	125036	FFCB	04/29/2020	04/27/2022	0.300	0.305	1,000,000.00	1,002,308.33	100.00	783.33	0.9999	85	0.23	0.0017
6944PL2B4	125378	CORP: PACIFIC LIFE	02/19/2021	06/24/2025	1.200	0.849	500,000.00	517,392.11	(7,450.00)	650.00	1.0149	1,239	3.33	0.1311
VP4560000	124587	Wells Fargo	11/04/2019	02/01/2022	0.010	0.010	811,425.15	811,425.15	0.00	0.23	1.0000	0	0.00	0.0000
					0.393	0.319	2,311,425.15	2,331,125.59	(7,350.00)	1,433.56	1.0032	305	0.82	0.0291
St Lucie Debt Service 2012A														
92646LCJ7	125781	CP: VICTORY REC	01/21/2022	03/18/2022	0.000	0.152	700,000.00	699,861.02	163.33	0.00	0.9998	45	0.12	0.0008
X9X9USDADM1	123467	MORGAN STANLEY LIQ	03/05/2019	02/01/2022	0.030	0.030	290,812.39	290,812.39	0.00	0.24	1.0000	0	0.00	0.0000
					0.009	0.116	990,812.39	990,673.41	163.33	0.24	0.9998	32	0.09	0.0005
St Lucie Debt Service 2013A														
X9X9USDADM1	123469	MORGAN STANLEY LIQ	03/05/2019	02/01/2022	0.030	0.030	517,069.45	517,069.45	0.00	0.43	1.0000	0	0.00	0.0000
					0.030	0.030	517,069.45	517,069.45	0.00	0.43	1.0000	0	0.00	0.0000
ST LUCIE DEBT SERVICE 2021A														
X9X9USDADM1	125669	MORGAN STANLEY LIQ	10/20/2021	02/01/2022	0.030	0.030	687,305.21	687,305.21	0.00	0.57	1.0000	0	0.00	0.0000
					0.030	0.030	687,305.21	687,305.21	0.00	0.57	1.0000	0	0.00	0.0000
St Lucie Debt Service Reserve 2012														
2284K1FT5	125635	CP: CROWN POINT CAPL	09/14/2021	06/27/2022	0.000	0.193	1,700,000.00	1,698,422.88	2,566.06	0.00	0.9985	146	0.40	0.0036
92646LCJ7	125780	CP: VICTORY REC	01/21/2022	03/18/2022	0.000	0.152	1,700,000.00	1,699,662.49	396.67	0.00	0.9998	45	0.12	0.0008
X9X9USDADM1	123468	MORGAN STANLEY LIQ	03/05/2019	02/01/2022	0.030	0.030	58,082.64	58,082.64	0.00	0.05	1.0000	0	0.00	0.0000
					0.001	0.170	3,458,082.64	3,456,168.01	2,962.73	0.05	0.9991	94	0.26	0.0021
St Lucie Decommissioning														
3133X8L34	109995	FHLB	07/28/2010	09/09/2024	5.365	3.850	500,000.00	602,283.47	(81,857.15)	10,580.97	1.1637	951	2.43	0.0771
912796Q93	125738	US Treasury	01/05/2022	02/01/2022	0.000	7.310	44,016,000.00	44,016,000.00	232,302.24	0.00	0.9947	0	0.00	0.0000
912796Q93	125739	US Treasury	01/05/2022	02/01/2022	0.000	7.310	50,000,000.00	50,000,000.00	263,883.87	0.00	0.9947	0	0.00	0.0000
912828B66	116602	US Treasury	02/28/2014	02/15/2024	2.750	2.640	400,000.00	438,440.12	(3,828.12)	5,081.52	1.0096	744	1.97	0.0521
91282CAZ4	125722	US Treasury	12/08/2021	11/30/2025	0.375	1.165	4,000,000.00	4,019,620.89	122,451.84	2,583.33	0.9694	1,398	3.80	0.1661
91282CBG5	125766	US Treasury	01/18/2022	01/31/2023	0.125	0.515	500,000.00	500,024.80	2,010.96	1.73	0.9960	364	1.00	0.0150
912833LQ1	116678	US Treasury	03/31/2014	02/15/2024	0.000	2.876	2,115,000.00	2,097,643.25	519,380.55	0.00	0.7544	744	2.04	0.0497
X9X9USDADM1	123464	MORGAN STANLEY LIQ	03/06/2019	02/01/2022	0.030	0.030	77,966.62	77,966.62	0.00	0.06	1.0000	0	0.00	0.0000
					0.053	6.901	101,608,966.62	101,751,979.15	1,054,344.19	18,247.61	0.9896	80	0.22	0.0082

Investment Report

February 1, 2022

CUSIP	ContNo	Issuer	Purchase Date	Maturity Date	Coupon	Yield to Maturity	Current Par	Market Value	(Premium)/Discount	Accrued Interest	Original Cost	Days To Maturity	Duration	Convexity
St Lucie General Reserve														
02088XFF0	125794	CP: ALPINE SEC LLC	01/31/2022	06/15/2022	0.000	0.447	1,000,000.00	999,161.21	1,650.00	0.00	0.9984	134	0.37	0.0032
05914GAC2	125396	MUNI: BALTIMORE CNTY	03/22/2021	08/01/2023	0.240	0.216	1,000,000.00	1,001,153.71	(570.00)	1,200.00	1.0006	546	1.49	0.0303
06406FAC7	122918	CORP: Bank of NY	12/21/2018	05/04/2026	2.800	3.670	2,000,000.00	2,225,009.91	111,512.24	13,533.33	0.9442	1,553	4.03	0.1898
09247XAJ0	125420	CORP: BLACKROCK	04/13/2021	06/01/2022	3.375	0.141	1,500,000.00	1,524,837.24	(54,915.00)	8,437.50	1.0366	120	0.33	0.0027
20632LER4	125640	CP: CONCORD MINUTE	09/30/2021	05/25/2022	0.000	0.152	3,000,000.00	2,997,934.10	2,962.50	0.00	0.9990	113	0.31	0.0025
3132X0L33	124992	FAMCA	03/30/2020	02/21/2023	2.770	0.783	500,000.00	535,460.56	(28,350.00)	6,155.56	1.0567	385	1.03	0.0174
3133EHWV1	122914	FFCB	12/20/2018	09/01/2026	2.400	2.991	2,000,000.00	2,207,300.00	80,720.00	20,000.00	0.9596	1,673	4.34	0.2178
3134GXBC7	125288	FHLMC	11/18/2020	11/18/2022	0.180	0.180	1,500,000.00	1,500,977.18	0.00	547.50	1.0000	290	0.79	0.0104
3135G05R0	125169	FNMA	08/11/2020	08/10/2023	0.300	0.338	1,000,000.00	1,000,790.00	1,142.00	1,425.00	0.9989	555	1.52	0.0312
387883YY1	125021	MUNI Grant Cnty Util	04/20/2020	01/01/2023	1.544	1.001	1,050,000.00	1,075,474.75	(15,151.50)	1,351.00	1.0144	334	0.92	0.0135
404280BA6	124986	CORP: HSBC	03/11/2020	05/25/2023	3.600	1.650	1,000,000.00	1,052,130.79	(60,620.00)	6,500.00	1.0606	478	1.28	0.0244
492674PNO	124980	Muni: Kettering, OH	03/10/2020	12/01/2023	2.000	0.859	280,000.00	294,220.73	(11,691.56)	933.33	1.0418	668	1.80	0.0433
53944REC8	125758	CP: LMA Americas	01/14/2022	05/12/2022	0.000	0.274	6,000,000.00	5,996,405.05	5,310.00	0.00	0.9991	100	0.27	0.0021
53944REX3	125692	CP: LMA Americas	11/01/2021	05/31/2022	0.000	0.173	2,000,000.00	1,998,538.34	1,992.78	0.00	0.9990	119	0.33	0.0027
59217GEE5	125360	CORP: METLIFE	01/29/2021	01/13/2023	1.950	0.260	1,000,000.00	1,018,345.32	(32,940.00)	975.00	1.0329	346	0.94	0.0141
606822AU8	124983	CORP: Mitsubishi UFG	03/10/2020	03/02/2025	3.777	1.625	1,000,000.00	1,125,734.64	(102,520.00)	15,632.58	1.1025	1,125	2.91	0.1051
61334ECZ97	125274	MUNI: Montgomery	10/29/2020	04/01/2022	4.000	0.201	1,000,000.00	1,019,744.23	(53,930.00)	13,333.33	1.0539	59	0.16	0.0011
613741KM8	125018	MUNI: Montgomery	04/20/2020	06/01/2022	1.941	1.061	1,000,000.00	1,028,315.00	(18,350.00)	3,235.00	1.0184	120	0.33	0.0028
62455BF18	125624	CP: Mountcliff Fund	09/09/2021	06/01/2022	0.000	0.193	1,000,000.00	999,262.08	1,398.61	0.00	0.9986	120	0.33	0.0027
64972CZ63	124988	MUNI:NYC HSG DEV	03/25/2020	05/01/2023	3.121	2.500	500,000.00	530,358.75	(9,195.00)	3,901.25	1.0184	454	1.22	0.0225
720424D64	125494	MUNI: PIERCE CNTY SC	05/13/2021	12/01/2024	0.681	0.435	1,000,000.00	1,014,815.09	(8,120.00)	1,135.00	1.0081	1,034	2.81	0.0950
75888XLW4	125715	CP: Regatta Funding	11/30/2021	11/30/2022	0.000	0.407	1,000,000.00	997,523.54	4,055.56	0.00	0.9959	302	0.83	0.0109
89236THF5	125570	CORP: Toyota Motor	08/13/2021	08/14/2023	0.500	0.341	2,000,000.00	2,015,768.01	(6,340.00)	4,638.89	1.0032	559	1.52	0.0317
89236THU2	125331	CORP: Toyota Motor	01/11/2021	01/11/2024	0.450	0.373	2,500,000.00	2,515,205.25	(5,750.00)	625.00	1.0023	709	1.93	0.0479
9128286Y1	125760	US Treasury	01/18/2022	06/15/2022	1.750	0.150	2,500,000.00	2,520,987.57	(16,251.33)	5,769.23	1.0065	134	0.37	0.0032
91282CBU4	125564	US Treasury	08/12/2021	03/31/2023	0.125	0.171	3,000,000.00	3,001,258.34	2,228.62	1,260.42	0.9993	423	1.16	0.0194
91282CDB4	125664	US Treasury	10/20/2021	10/15/2024	0.625	0.710	2,000,000.00	2,027,851.79	5,014.98	3,732.88	0.9975	987	2.68	0.0871
92818NGL6	124604	MUNI: VA STATE	11/20/2019	11/01/2024	2.200	2.101	2,000,000.00	2,127,064.44	(9,260.00)	11,244.44	1.0046	1,004	2.67	0.0883
VP4560000	124588	Wells Fargo	11/04/2019	02/01/2022	0.010	0.010	423,996.72	423,996.72	0.00	0.12	1.0000	0	0.00	0.0000
					1.090	0.746	45,753,996.72	46,775,624.34	(215,967.10)	125,566.36	1.0047	492	1.31	0.0400
ST LUCIE NUCLEAR FUEL STABILIZATION														
0347M3DL5	125776	CP: Anglesea Funding	01/20/2022	04/20/2022	0.000	0.254	1,200,000.00	1,199,484.02	750.00	0.00	0.9994	78	0.21	0.0015
16537MBJ7	125756	CP: CHESHAM FINANCE	01/14/2022	02/18/2022	0.000	0.091	1,500,000.00	1,499,915.37	131.25	0.00	0.9999	17	0.05	0.0003
16537MCJ6	125755	CP: CHESHAM FINANCE	01/14/2022	03/18/2022	0.000	0.141	1,500,000.00	1,499,699.86	367.50	0.00	0.9998	45	0.12	0.0008
VP4560000	124589	Wells Fargo	11/04/2019	02/01/2022	0.010	0.010	43,184.86	43,184.86	0.00	0.01	1.0000	0	0.00	0.0000
					0.000	0.154	4,243,184.86	4,242,284.11	1,248.75	0.01	0.9997	44	0.12	0.0008

Investment Report

February 1, 2022

CUSIP	ContNo	Issuer	Purchase Date	Maturity Date	Coupon	Yield to Maturity	Current Par	Market Value	(Premium)/Discount	Accrued Interest	Original Cost	Days To Maturity	Duration	Convexity
St Lucie O&M														
2284K1LU5	125717	CP: CROWN POINT CAPL	11/30/2021	11/28/2022	0.000	0.407	1,000,000.00	997,547.71	4,033.33	0.00	0.9960	300	0.82	0.0108
59217GEE5	125357	CORP: METLIFE	01/29/2021	01/13/2023	1.950	0.260	1,000,000.00	1,018,345.32	(32,940.00)	975.00	1.0329	346	0.94	0.0141
9128284S6	125490	US Treasury	05/12/2021	05/31/2023	2.750	0.158	1,000,000.00	1,039,484.31	(52,949.11)	4,812.50	0.0016	484	1.31	0.0248
91282CDV0	125789	US Treasury	01/31/2022	01/31/2024	0.875	1.172	1,000,000.00	1,014,491.57	5,859.38	24.17	0.9941	729	1.98	0.0504
N/A	125280	ST LUCIE SBA	11/05/2020	02/01/2022	0.130	0.130	2,023,192.93	2,023,192.93	0.00	7.31	1.0000	0	0.00	0.0000
VP4560000	124612	Wells Fargo	11/21/2019	02/01/2022	0.010	0.010	2,710,676.35	2,710,676.35	0.00	0.75	1.0000	0	0.00	0.0000
					0.672	0.262	8,733,869.28	8,803,738.19	(75,996.40)	5,819.73	0.8883	213	0.58	0.0115
St Lucie R&R														
05580AZL1	125438	CD: BMW NA	04/23/2021	10/23/2023	0.300	0.300	250,000.00	250,741.71	0.00	207.53	1.0000	629	1.72	0.0388
19464VEB2	125514	MUNI: COLLIER CNTY	06/09/2021	10/01/2024	2.000	0.500	1,000,000.00	1,054,722.45	(49,190.00)	6,666.67	1.0492	973	2.59	0.0837
20775CMH4	121805	MUNI: CONN HFA	03/09/2018	05/15/2022	1.950	2.370	500,000.00	508,278.33	8,325.00	2,058.33	0.9834	103	0.28	0.0023
3130A3KM5	121508	FHLB	12/28/2017	12/09/2022	2.500	2.265	750,000.00	788,492.84	(8,190.00)	2,781.59	1.0109	311	0.85	0.0121
38149MNV2	125478	CD: GOLDMAN SACHS	05/05/2021	05/05/2023	0.150	0.150	250,000.00	250,067.98	0.00	90.41	1.0000	458	1.25	0.0222
46849LTK7	125523	CORP: JACKSON NTL	06/10/2021	06/21/2024	2.650	0.844	560,000.00	594,799.28	(30,197.41)	1,648.89	1.0539	871	2.32	0.0685
59217GEE5	125359	CORP: METLIFE	01/29/2021	01/13/2023	1.950	0.260	500,000.00	509,172.67	(16,470.00)	487.50	1.0329	346	0.94	0.0141
75888XLW4	125714	CP: Regatta Funding	11/30/2021	11/30/2022	0.000	0.407	1,000,000.00	997,523.54	4,055.56	0.00	0.9959	302	0.83	0.0109
87165FC85	125675	CD: SYNCHRONY BANK	10/29/2021	10/28/2022	0.150	0.150	249,000.00	249,108.65	0.00	97.21	1.0000	269	0.74	0.0091
91282CBD2	125342	US Treasury	01/21/2021	12/31/2022	0.125	0.131	500,000.00	500,091.39	58.79	57.29	0.9999	333	0.92	0.0132
91282CDB4	125663	US Treasury	10/20/2021	10/15/2024	0.625	0.710	1,000,000.00	1,013,925.89	2,507.49	1,866.44	0.9975	987	2.68	0.0871
VP4560000	124590	Wells Fargo	11/04/2019	02/01/2022	0.010	0.010	1,411,888.85	1,411,888.85	0.00	0.39	1.0000	0	0.00	0.0000
					1.024	0.669	7,970,888.85	8,128,813.58	(89,100.57)	15,962.25	1.0112	466	1.26	0.0328
STL Pool Summary					0.398	4.227	176,275,601.17	177,684,781.04	670,304.93	167,030.81	0.9902	212	0.57	0.0176
Stanton Contingency														
61334ECZ97	125273	MUNI: Montgomery	10/29/2020	04/01/2022	4.000	0.201	1,000,000.00	1,019,744.23	(53,930.00)	13,333.33	1.0539	59	0.16	0.0011
VP4560000	124591	Wells Fargo	11/04/2019	02/01/2022	0.010	0.010	68,744.27	68,744.27	0.00	0.02	1.0000	0	0.00	0.0000
					3.743	0.188	1,068,744.27	1,088,488.50	(53,930.00)	13,333.35	1.0505	55	0.15	0.0010

Investment Report

February 1, 2022

<u>CUSIP</u>	<u>ContNo</u>	<u>Issuer</u>	<u>Purchase Date</u>	<u>Maturity Date</u>	<u>Coupon</u>	<u>Yield to Maturity</u>	<u>Current Par</u>	<u>Market Value</u>	<u>(Premium)/Discount</u>	<u>Accrued Interest</u>	<u>Original Cost</u>	<u>Days To Maturity</u>	<u>Duration</u>	<u>Convexity</u>
Stanton General Reserve														
3134GXBC7	125289	FHLMC	11/18/2020	11/18/2022	0.180	0.180	3,000,000.00	3,001,954.36	0.00	1,095.00	1.0000	290	0.79	0.0104
576051VX1	125492	MUNI: MASSWTR	05/13/2021	08/01/2024	1.862	0.413	1,000,000.00	1,041,727.82	(46,250.00)	9,310.00	1.0463	912	2.43	0.0746
59217GEE5	125361	CORP: METLIFE	01/29/2021	01/13/2023	1.950	0.260	500,000.00	509,172.67	(16,470.00)	487.50	1.0329	346	0.94	0.0141
61334ECZ97	125272	MUNI: Montgomery	10/29/2020	04/01/2022	4.000	0.201	1,700,000.00	1,733,565.19	(91,681.00)	22,666.67	1.0539	59	0.16	0.0011
64952WEK5	125761	CORP: NYLIFE	01/18/2022	01/14/2025	1.450	1.350	600,000.00	622,675.83	(1,751.53)	410.83	1.0029	1,078	2.90	0.1015
742718EB1	125585	CORP: Procter & Gamb	08/26/2021	08/15/2023	3.100	0.246	1,000,000.00	1,059,827.15	(56,030.00)	14,294.44	1.0560	560	1.49	0.0320
75951AAJ7	125641	CORP: Reliance Stand	09/30/2021	09/19/2023	3.850	0.565	1,000,000.00	1,074,624.64	(64,250.00)	14,116.67	1.0643	595	1.58	0.0353
87165HG53	125697	CD: SYNCHRONY BANK	11/05/2021	11/03/2022	0.200	0.199	250,000.00	250,224.17	0.00	120.55	1.0000	275	0.75	0.0094
91282CDB4	125665	US Treasury	10/20/2021	10/15/2024	0.625	0.710	2,000,000.00	2,027,851.79	5,014.98	3,732.88	0.9975	987	2.68	0.0871
VP4560000	124592	Wells Fargo	11/04/2019	02/01/2022	0.010	0.010	120,073.38	120,073.38	0.00	0.03	1.0000	0	0.00	0.0000
					1.728	0.404	11,170,073.38	11,441,697.00	(271,417.55)	66,234.57	1.0243	528	1.42	0.0375
Stanton O&M														
16536JFF9	125712	CP: CHESHAM FINANCE	11/30/2021	06/15/2022	0.000	0.223	1,000,000.00	999,161.21	1,203.89	0.00	0.9988	134	0.37	0.0032
3135G05R0	125171	FNMA	08/11/2020	08/10/2023	0.300	0.338	1,000,000.00	1,000,790.00	1,142.00	1,425.00	0.9989	555	1.52	0.0312
91282CBE0	125792	US Treasury	01/31/2022	01/15/2024	0.125	1.146	500,000.00	499,805.03	9,843.75	29.35	0.9803	713	1.95	0.0483
N/A	125281	STANTON SBA	11/05/2020	02/01/2022	0.130	0.130	975,381.57	975,381.57	0.00	3.52	1.0000	0	0.00	0.0000
VP4560000	124615	Wells Fargo	11/21/2019	02/01/2022	0.010	0.010	1,124,339.11	1,124,339.11	0.00	0.31	1.0000	0	0.00	0.0000
					0.109	0.277	4,599,720.68	4,599,476.92	12,189.64	1,458.18	0.9973	227	0.62	0.0127
Stanton R&R														
534239EC8	124335	MUNI: LINCOLN NE	09/30/2019	08/15/2022	3.000	1.696	1,000,000.00	1,062,100.00	(36,420.00)	13,750.00	1.0364	195	0.53	0.0062
91282CBD2	125346	US Treasury	01/21/2021	12/31/2022	0.125	0.131	1,500,000.00	1,500,274.16	176.39	171.88	0.9999	333	0.92	0.0132
92818NGL6	124605	MUNI: VA STATE	11/20/2019	11/01/2024	2.200	2.101	115,000.00	122,306.21	(532.45)	646.56	1.0046	1,004	2.67	0.0883
VP4560000	124596	Wells Fargo	11/04/2019	02/01/2022	0.010	0.010	983,631.75	983,631.75	0.00	0.27	1.0000	0	0.00	0.0000
					0.959	0.596	3,598,631.75	3,668,312.12	(36,776.06)	14,568.71	1.0102	225	0.62	0.0100
STN Pool Summary					1.333	0.398	20,437,170.08	20,797,974.54	(349,933.97)	95,594.81	1.0171	382	1.03	0.0252
Stanton II Contingency														
89236THU2	125334	CORP: Toyota Motor	01/11/2021	01/11/2024	0.450	0.373	500,000.00	503,041.05	(1,150.00)	125.00	1.0023	709	1.93	0.0479
91282CDB4	125667	US Treasury	10/20/2021	10/15/2024	0.625	0.710	500,000.00	506,962.95	1,253.75	933.22	0.9975	987	2.68	0.0871
VP4560000	124593	Wells Fargo	11/04/2019	02/01/2022	0.010	0.010	128,684.37	128,684.37	0.00	0.04	1.0000	0	0.00	0.0000
					0.477	0.481	1,128,684.37	1,138,688.37	103.75	1,058.26	0.9999	751	2.04	0.0598
Stanton II Debt Service 2012														
X9X9USDADM1	123459	MORGAN STANLEY LIQ	03/12/2019	02/01/2022	0.030	0.030	2,519,429.01	2,519,429.01	0.00	2.10	1.0000	0	0.00	0.0000
					0.030	0.030	2,519,429.01	2,519,429.01	0.00	2.10	1.0000	0	0.00	0.0000
STANTON II DEBT SERVICE 2017A														
X9X9USDADM1	123460	MORGAN STANLEY LIQ	03/12/2019	02/01/2022	0.030	0.030	300,664.93	300,664.93	0.00	0.25	1.0000	0	0.00	0.0000
					0.030	0.030	300,664.93	300,664.93	0.00	0.25	1.0000	0	0.00	0.0000

Investment Report

February 1, 2022

<u>CUSIP</u>	<u>ContNo</u>	<u>Issuer</u>	<u>Purchase Date</u>	<u>Maturity Date</u>	<u>Coupon</u>	<u>Yield to Maturity</u>	<u>Current Par</u>	<u>Market Value</u>	<u>(Premium)/Discount</u>	<u>Accrued Interest</u>	<u>Original Cost</u>	<u>Days To Maturity</u>	<u>Duration</u>	<u>Convexity</u>
STANTON II DEBT SERVICE 2017B														
16536JCW5	125754	CP: CHESHAM FINANCE	01/14/2022	03/30/2022	0.000	0.213	1,400,000.00	1,399,615.98	612.50	0.00	0.9996	57	0.16	0.0010
X9X9USDADM1	123461	MORGAN STANLEY LIQ	03/12/2019	02/01/2022	0.030	0.030	513,056.76	513,056.76	0.00	0.43	1.0000	0	0.00	0.0000
					0.008	0.164	1,913,056.76	1,912,672.74	612.50	0.43	0.9997	42	0.11	0.0008
STANTON II DEBT SERVICE POOLED LOAN 2020-1														
N/A	125215	Goldman Sachs M-Mkt	09/28/2020	02/01/2022	0.010	0.010	0.89	0.89	0.00	0.00	1.0000	0	0.00	0.0000
					0.010	0.010	0.89	0.89	0.00	0.00	1.0000	0	0.00	0.0000
Stanton II Debt Service Reserve 2012														
53944REX3	125693	CP: LMA Americas	11/01/2021	05/31/2022	0.000	0.173	3,000,000.00	2,997,807.51	2,989.17	0.00	0.9990	119	0.33	0.0027
X9X9USDADM1	123458	MORGAN STANLEY LIQ	03/12/2019	02/01/2022	0.030	0.030	1,236,016.78	1,236,016.78	0.00	1.03	1.0000	0	0.00	0.0000
					0.009	0.131	4,236,016.78	4,233,824.29	2,989.17	1.03	0.9993	84	0.23	0.0019

Investment Report

February 1, 2022

<u>CUSIP</u>	<u>ContNo</u>	<u>Issuer</u>	<u>Purchase Date</u>	<u>Maturity Date</u>	<u>Coupon</u>	<u>Yield to Maturity</u>	<u>Current Par</u>	<u>Market Value</u>	<u>(Premium)/Discount</u>	<u>Accrued Interest</u>	<u>Original Cost</u>	<u>Days To Maturity</u>	<u>Duration</u>	<u>Convexity</u>
Stanton II General Reserve														
00344NXX7	125516	MUNI: ABILENE TX	06/09/2021	02/15/2025	0.997	0.589	1,105,000.00	1,136,643.54	(16,398.20)	5,079.99	1.0148	1,110	3.00	0.1079
02007GKL6	123888	CD: ALLY BK	06/27/2019	06/27/2022	2.250	2.250	249,000.00	251,656.01	0.00	552.58	1.0000	146	0.40	0.0036
02587DS66	124131	CD: American Express	08/28/2019	05/24/2022	2.400	1.949	245,000.00	247,813.51	(2,920.40)	1,111.56	1.0119	112	0.31	0.0025
035771W67	123871	MUNI: CITY ANNAPOLIS	06/25/2019	08/01/2026	2.901	2.482	360,000.00	397,449.00	(9,756.00)	5,221.80	1.0271	1,642	4.21	0.2071
05580AYV0	125391	CD: BMW NA	03/12/2021	09/12/2023	0.200	0.200	248,000.00	248,308.33	0.00	192.96	1.0000	588	1.61	0.0344
14042RMC2	123874	CD: CAPITAL 1 NA	06/26/2019	06/26/2023	2.250	2.250	249,000.00	256,824.81	0.00	567.92	1.0000	510	1.38	0.0271
14042TAX5	123873	CD: CAPITAL 1 NA	06/26/2019	06/26/2023	2.250	2.250	249,000.00	256,824.81	0.00	567.92	1.0000	510	1.38	0.0271
15118RRP4	124230	CD: CELTIC BANK	08/30/2019	08/30/2027	2.000	2.000	250,000.00	271,059.55	0.00	27.40	1.0000	2,036	5.29	0.3163
17312QM97	124132	CD: Citibank	08/28/2019	06/15/2022	3.100	1.949	245,000.00	248,663.25	(7,634.20)	998.79	1.0312	134	0.37	0.0032
23223PFG7	125294	MUNI: Cuyahoga Cnty	12/04/2020	12/01/2023	1.828	0.300	1,000,000.00	1,033,356.82	(45,470.00)	3,046.67	1.0455	668	1.80	0.0432
254673ZL3	124129	CD: Discover Bank	08/28/2019	06/26/2026	2.650	2.200	250,000.00	275,127.02	(7,092.50)	671.58	1.0284	1,606	4.18	0.2029
31315PZS1	125349	FAMCA	01/20/2021	01/24/2023	2.130	2.156	300,000.00	312,680.75	150.00	124.25	0.9995	357	0.97	0.0150
38149MBW2	123875	CD: GOLDMAN SACHS	06/26/2019	06/26/2023	2.350	2.350	249,000.00	257,197.77	0.00	593.17	1.0000	510	1.38	0.0271
404280BA6	124985	CORP: HSBC	03/11/2020	05/25/2023	3.600	1.650	1,000,000.00	1,052,130.79	(60,620.00)	6,500.00	1.0606	478	1.28	0.0244
438670Q79	124456	MUNI: CTY HONOLULU	10/16/2019	11/01/2022	2.512	1.721	750,000.00	782,609.67	(17,325.00)	4,814.67	1.0231	273	0.74	0.0099
4423315T7	124242	MUNI: HOUSTON	09/10/2019	03/01/2024	1.950	1.845	500,000.00	525,370.86	(2,255.00)	4,120.86	1.0045	759	2.03	0.0541
45506DWT8	123872	MUNI: INDIANA STATE	06/25/2019	07/01/2027	2.816	2.532	950,000.00	1,031,620.83	(19,475.00)	2,229.33	1.0205	1,976	5.07	0.2910
459200HP9	123963	CORP: IBM	07/15/2019	08/01/2023	3.375	2.423	500,000.00	532,697.34	(18,235.00)	8,437.50	1.0365	546	1.45	0.0306
61760AV55	124127	CD: MORGAN	08/28/2019	08/22/2024	2.000	2.000	250,000.00	263,555.37	0.00	2,232.88	1.0000	933	2.48	0.0775
64966MEB1	124124	MUNI: NYC	08/28/2019	08/01/2027	2.520	2.128	300,000.00	313,479.00	(8,526.00)	3,780.00	1.0284	2,007	5.13	0.2977
64966MGL7	123854	MUNI: NYC Trans Fin	06/21/2019	12/01/2024	2.900	2.355	2,875,000.00	3,106,249.03	(79,522.50)	14,359.03	1.0277	1,034	2.73	0.0924
64990AKS3	124122	MUNI: NYSHGR	08/28/2019	03/15/2022	2.950	1.872	160,000.00	166,604.38	(4,227.20)	1,812.38	1.0264	42	0.11	0.0007
67869TAD7	123970	MUNI: OKL CNTY SD	07/15/2019	06/01/2024	2.650	2.260	1,000,000.00	1,050,533.89	(17,870.00)	4,563.89	1.0179	851	2.27	0.0658
68607VT54	123966	MUNI: OREGON LOTTERY	07/15/2019	04/01/2025	2.946	2.270	1,000,000.00	1,098,950.50	(35,860.00)	10,065.50	1.0359	1,155	3.02	0.1116
69349LAG3	125381	CORP: PNC	02/19/2021	11/01/2022	2.700	0.305	750,000.00	769,886.04	(30,330.00)	5,175.00	1.0404	273	0.74	0.0098
70153RKR8	125407	CD: PARKWAY BK & TRT	03/30/2021	03/30/2023	0.150	0.150	248,000.00	248,117.39	0.00	126.38	1.0000	422	1.15	0.0194
73474TAR1	123965	MUNI: PORT OF MORROW	07/15/2019	09/01/2025	2.302	2.423	500,000.00	536,391.75	3,435.00	4,891.75	0.9931	1,308	3.43	0.1406
73723RH6	124121	MUNI: CITY OF PORTS	08/28/2019	02/01/2027	2.000	1.967	500,000.00	527,845.00	(1,140.00)	5,000.00	1.0023	1,826	4.75	0.2571
74153WCM9	125522	CORP: PRICOA GL FD	06/10/2021	09/01/2025	0.800	0.860	895,000.00	915,736.36	2,225.31	2,983.33	0.9975	1,308	3.53	0.1457
7954503Q6	123877	CD: SALLIE MAE	06/26/2019	06/27/2022	2.250	2.248	249,000.00	257,026.32	0.00	552.58	1.0000	146	0.40	0.0037
864784GR8	125296	MUNI: SUFFOLKVA	12/04/2020	06/01/2024	0.750	0.391	1,000,000.00	1,014,422.61	(12,440.00)	1,250.00	1.0124	851	2.32	0.0669
88213AGC3	124126	MUNI: TEXAS A&M UNIV	08/28/2019	05/15/2027	2.508	2.058	100,000.00	107,984.90	(3,175.00)	540.40	1.0318	1,929	4.98	0.2812
88213AHL2	123968	MUNI: TEXAS A&M UNIV	07/15/2019	05/15/2024	2.884	2.215	500,000.00	543,781.83	(15,195.00)	3,124.33	1.0304	834	2.22	0.0635
912828W89	121938	US Treasury	04/19/2018	03/31/2022	1.875	2.624	1,050,000.00	1,082,424.38	29,326.17	6,706.73	0.9721	58	0.16	0.0011
91282CBD2	125344	US Treasury	01/21/2021	12/31/2022	0.125	0.131	1,500,000.00	1,500,274.16	176.39	171.88	0.9999	333	0.92	0.0132
91282CDB4	125666	US Treasury	10/20/2021	10/15/2024	0.625	0.710	2,000,000.00	2,027,851.79	5,014.98	3,732.88	0.9975	987	2.68	0.0871

Investment Report

February 1, 2022

CUSIP	ContNo	Issuer	Purchase Date	Maturity Date	Coupon	Yield to Maturity	Current Par	Market Value	(Premium)/Discount	Accrued Interest	Original Cost	Days To Maturity	Duration	Convexity
Stanton II General Reserve (Continued)														
91282CDS7	125762	US Treasury	01/18/2022	01/15/2025	1.125	1.202	5,000,000.00	5,140,635.64	11,300.00	2,641.57	0.9977	1,079	2.91	0.1020
949763RK4	124130	CD: WELLS FARGO	08/28/2019	06/14/2022	3.100	1.949	245,000.00	248,041.80	(7,663.60)	374.55	1.0313	133	0.36	0.0033
VP4560000	124594	Wells Fargo	11/04/2019	02/01/2022	0.010	0.010	476,628.92	476,628.92	0.00	0.13	1.0000	0	0.00	0.0000
					1.831	1.481	29,297,628.92	30,514,455.72	(371,502.75)	118,944.14	1.0127	876	2.33	0.0846
Stanton II O&M														
05565EBM6	125647	CORP: BMW	10/01/2021	04/06/2023	3.800	0.436	1,000,000.00	1,055,460.09	(50,700.00)	12,138.89	1.0507	429	1.15	0.0205
110122CY2	125630	CORP: Bristol-Myers	09/13/2021	02/15/2023	2.750	0.389	800,000.00	831,956.41	(26,760.00)	10,144.44	1.0335	379	1.02	0.0168
3135G05T6	125536	FNMA	07/08/2021	08/18/2023	0.350	0.291	1,000,000.00	1,004,384.74	(1,250.00)	1,584.72	1.0013	563	1.54	0.0320
377373AL9	125520	CORP: GLAXOSMITH	06/10/2021	10/01/2023	0.534	0.373	1,000,000.00	1,008,311.64	(3,690.00)	1,780.00	1.0037	607	1.66	0.0367
62455BFF7	125713	CP: Mountcliff Fund	11/30/2021	06/15/2022	0.000	0.233	2,000,000.00	1,998,322.41	2,517.22	0.00	0.9987	134	0.37	0.0032
91282CBE0	125791	US Treasury	01/31/2022	01/15/2024	0.125	1.146	500,000.00	499,805.03	9,843.74	29.35	0.9803	713	1.95	0.0483
N/A	125282	STANTON II SBA	11/05/2020	02/01/2022	0.130	0.130	2,093,581.22	2,093,581.22	0.00	7.56	1.0000	0	0.00	0.0000
VP4560000	125385	Wells Fargo	12/31/2020	02/01/2022	0.010	0.010	754,903.49	754,903.49	0.00	0.21	1.0000	0	0.00	0.0000
					0.790	0.299	9,148,484.71	9,246,725.03	(70,039.04)	25,685.17	1.0077	276	0.75	0.0146
STANTON II PROJECT FUND 2020 POOLED LOAN														
N/A	125118	Goldman Sachs M-Mkt	06/25/2020	02/01/2022	0.010	0.010	0.05	0.05	0.00	0.00	1.0000	0	0.00	0.0000
					0.010	0.010	0.05	0.05	0.00	0.00	1.0000	0	0.00	0.0000
Stanton II R&R														
15654VAR9	125638	CORP: Century Housin	09/16/2021	02/15/2023	0.300	0.300	500,000.00	501,109.54	0.00	191.67	1.0000	379	1.04	0.0162
3133ENLB4	125763	FFCB	01/18/2022	01/18/2023	0.460	0.500	500,000.00	501,591.22	200.00	83.06	0.9996	351	0.96	0.0142
742718EB1	125586	CORP: Procter & Gamb	08/26/2021	08/15/2023	3.100	0.246	300,000.00	317,948.14	(16,809.00)	4,288.33	1.0560	560	1.49	0.0320
87165FC85	125676	CD: SYNCHRONY BANK	10/29/2021	10/28/2022	0.150	0.150	249,000.00	249,108.65	0.00	97.21	1.0000	269	0.74	0.0091
89236THU2	125332	CORP: TOYOTA	01/11/2021	01/11/2024	0.450	0.373	500,000.00	503,041.05	(1,150.00)	125.00	1.0023	709	1.93	0.0479
90348JT34	125639	CD: UBS BANK	09/22/2021	09/22/2023	0.350	0.350	250,000.00	250,750.40	0.00	23.97	1.0000	598	1.63	0.0355
VP4560000	124595	Wells Fargo	11/04/2019	02/01/2022	0.010	0.010	1,300,902.81	1,300,902.81	0.00	0.36	1.0000	0	0.00	0.0000
					0.465	0.222	3,599,902.81	3,624,451.81	(17,759.00)	4,809.60	1.0049	307	0.84	0.0167
STANTON II REVENUE FUND 2020 POOLED LOAN														
N/A	125409	Goldman Sachs M-Mkt	03/29/2021	02/01/2022	0.010	0.010	0.01	0.01	0.00	0.00	1.0000	0	0.00	0.0000
					0.010	0.010	0.01	0.01	0.00	0.00	1.0000	0	0.00	0.0000
STANTON II SUBORDINATED DEBT FUND 2020														
X9X9USDADM1	125145	MORGAN STANLEY LIQ	07/27/2020	02/01/2022	0.030	0.030	190,758.28	190,758.28	0.00	0.16	1.0000	0	0.00	0.0000
					0.030	0.030	190,758.28	190,758.28	0.00	0.16	1.0000	0	0.00	0.0000
		STN2 Pool Summary			1.208	0.925	52,334,627.52	53,681,671.13	(455,595.37)	150,501.14	1.0087	584	1.56	0.0526

Investment Report

February 1, 2022

CUSIP	ContNo	Issuer	Purchase Date	Maturity Date	Coupon	Yield to Maturity	Current Par	Market Value	(Premium)/Discount	Accrued Interest	Original Cost	Days To Maturity	Duration	Convexity
Tri City Contingency														
05531FBJ1	125619	CORP: Truist	09/02/2021	03/16/2023	2.200	0.359	150,000.00	154,736.04	(4,233.00)	1,237.50	1.0282	408	1.10	0.0188
91282CDB4	125668	US Treasury	10/20/2021	10/15/2024	0.625	0.710	700,000.00	709,748.13	1,755.24	1,306.51	0.9975	987	2.68	0.0871
VP4560000	124597	Wells Fargo	11/04/2019	02/01/2022	0.010	0.010	283,528.52	283,528.52	0.00	0.08	1.0000	0	0.00	0.0000
					0.680	0.489	1,133,528.52	1,148,012.69	(2,477.76)	2,544.09	1.0022	664	1.80	0.0563
Tri City General Reserve														
05531FBJ1	125620	CORP: Truist	09/02/2021	03/16/2023	2.200	0.359	100,000.00	103,157.36	(2,822.00)	825.00	1.0282	408	1.10	0.0188
31422XTC6	125785	FAMCA	01/26/2022	01/26/2024	0.875	0.940	250,000.00	253,443.11	321.22	30.38	0.9987	724	1.97	0.0498
89235MKZ3	125466	CD: TOYOTA FIN BK	04/30/2021	05/01/2023	0.200	0.200	250,000.00	250,264.23	0.00	130.14	1.0000	454	1.24	0.0220
VP4560000	124598	Wells Fargo	11/04/2019	02/01/2022	0.010	0.010	118,457.93	118,457.93	0.00	0.03	1.0000	0	0.00	0.0000
					0.682	0.448	718,457.93	725,322.63	(2,500.78)	985.55	1.0035	467	1.27	0.0276
Tri City O&M														
91282CBE0	125793	US Treasury	01/31/2022	01/15/2024	0.125	1.146	250,000.00	249,902.52	4,921.87	14.68	0.9803	713	1.95	0.0483
N/A	125283	TRI CITY SBA	11/05/2020	02/01/2022	0.130	0.130	7,086.47	7,086.47	0.00	0.03	1.0000	0	0.00	0.0000
VP4560000	124614	Wells Fargo	11/21/2019	02/01/2022	0.010	0.010	349,891.50	349,891.50	0.00	0.10	1.0000	0	0.00	0.0000
					0.059	0.479	606,977.97	606,880.49	4,921.87	14.81	0.9919	294	0.81	0.0199
Tri City R&R														
05914GAC2	125395	MUNI: BALTIMORE CNTY	03/22/2021	08/01/2023	0.240	0.216	250,000.00	250,288.43	(142.50)	300.00	1.0006	546	1.49	0.0303
606822AL8	125330	CP: MUFG Bank	01/11/2021	02/22/2022	2.998	0.234	258,000.00	261,853.83	(7,928.34)	3,416.22	1.0307	21	0.06	0.0003
87165FC85	125677	CD: SYNCHRONY BANK	10/29/2021	10/28/2022	0.150	0.150	249,000.00	249,108.65	0.00	97.21	1.0000	269	0.74	0.0091
VP4560000	124578	Wells Fargo	11/04/2019	02/01/2022	0.010	0.010	511,215.27	511,215.27	0.00	0.14	1.0000	0	0.00	0.0000
					0.691	0.124	1,268,215.27	1,272,466.18	(8,070.84)	3,813.57	1.0064	165	0.45	0.0078
		TRI Pool Summary			0.583	0.355	3,727,179.69	3,752,681.99	(8,127.51)	7,358.02	1.0022	396	1.08	0.0284
FMPA AS AGENT FOR UTILITIES COMMISSION NEW SMYRNA BEACH														
05600LAB2	125728	CORP: BMW	12/22/2021	08/14/2024	2.400	1.130	5,000,000.00	5,337,452.91	(165,000.00)	55,666.67	1.0330	925	2.45	0.0761
3130AQF57	125732	FHLB	12/22/2021	12/22/2023	0.625	0.721	4,500,000.00	4,540,647.76	8,568.00	3,046.88	0.9981	689	1.88	0.0456
3133ENHR4	125730	FFCB	12/22/2021	12/20/2023	0.680	0.705	4,500,000.00	4,545,651.88	2,224.45	3,485.00	0.9995	687	1.87	0.0454
31422XRZ7	125733	FAMCA	12/27/2021	12/27/2024	0.940	0.930	2,500,000.00	2,552,800.06	(725.00)	2,219.44	1.0003	1,060	2.87	0.0989
718172BMO	125727	CORP: PHILLIP MORRIS	12/22/2021	11/10/2024	3.250	1.080	4,306,000.00	4,703,011.88	(264,517.58)	31,487.63	1.0614	1,013	2.67	0.0889
75888XML7	125731	CP: Regatta Funding	12/22/2021	12/20/2022	0.000	0.663	2,100,000.00	2,094,279.97	13,763.75	0.00	0.9934	322	0.88	0.0121
912828YY0	125787	US Treasury	01/27/2022	12/31/2024	1.750	1.232	4,880,000.00	5,109,098.81	(72,472.49)	7,507.69	1.0149	1,064	2.85	0.0987
91282CBU4	125735	US Treasury	12/22/2021	03/31/2023	0.125	0.459	1,640,000.00	1,640,682.19	6,959.65	689.03	0.9958	423	1.16	0.0194
N/A	125737	UCNSB SBA	12/20/2021	02/01/2022	0.130	0.130	10,001,646.44	10,001,646.44	0.00	36.12	1.0000	0	0.00	0.0000
VP4560000	125725	Wells Fargo	12/20/2021	02/01/2022	0.010	0.010	6,849.80	6,849.80	0.00	0.00	1.0000	0	0.00	0.0000
					1.122	0.723	39,434,496.24	40,532,121.70	(471,199.22)	104,138.46	1.0119	619	1.66	0.0497
		UCNS Pool Summary			1.122	0.723	39,434,496.24	40,532,121.70	(471,199.22)	104,138.46	1.0119	619	1.66	0.0497
		Open Investments			0.820	1.667	584,007,854.06	595,513,703.87	(5,253,622.82)	1,307,585.99	1.0009	454	1.21	0.0422