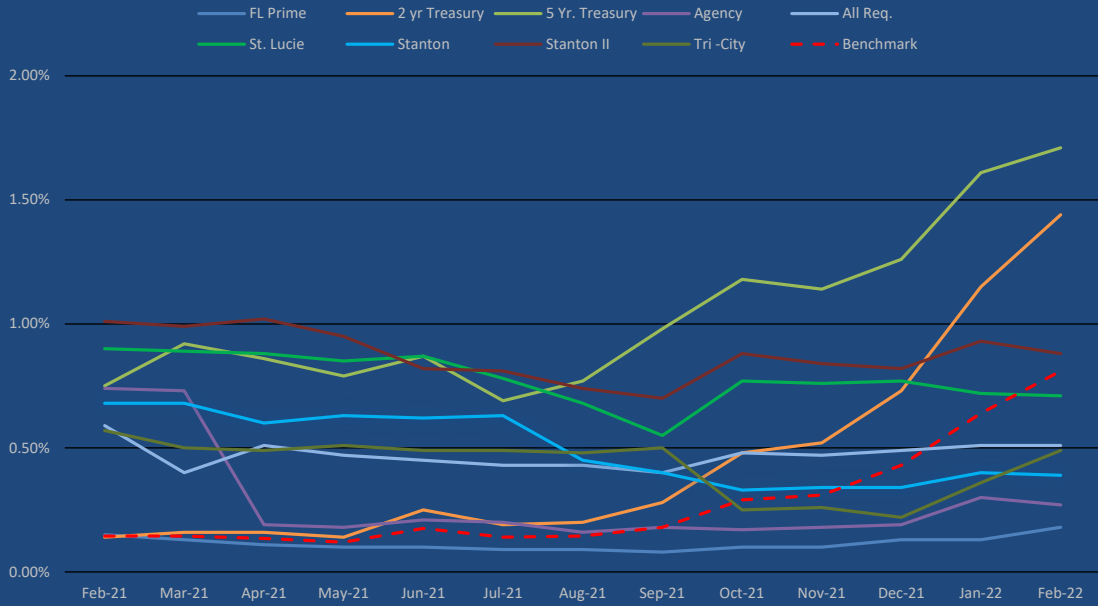
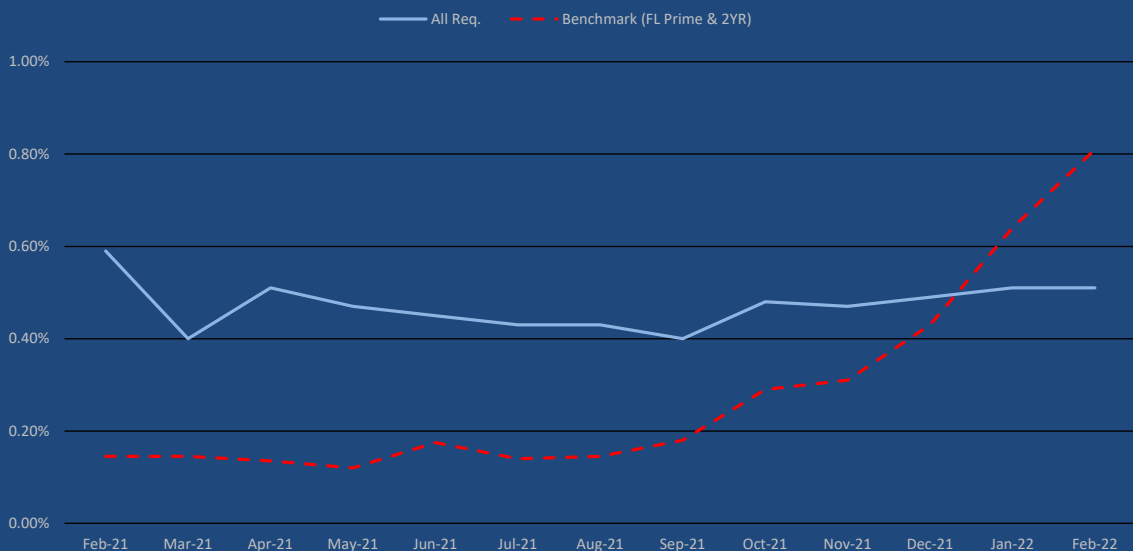


**FMPA BOD Projects Total Weighted Average Yield vs.
Florida Prime and 2 YR & 5YR Treasury
(FEB 2021 - FEB 2022)**



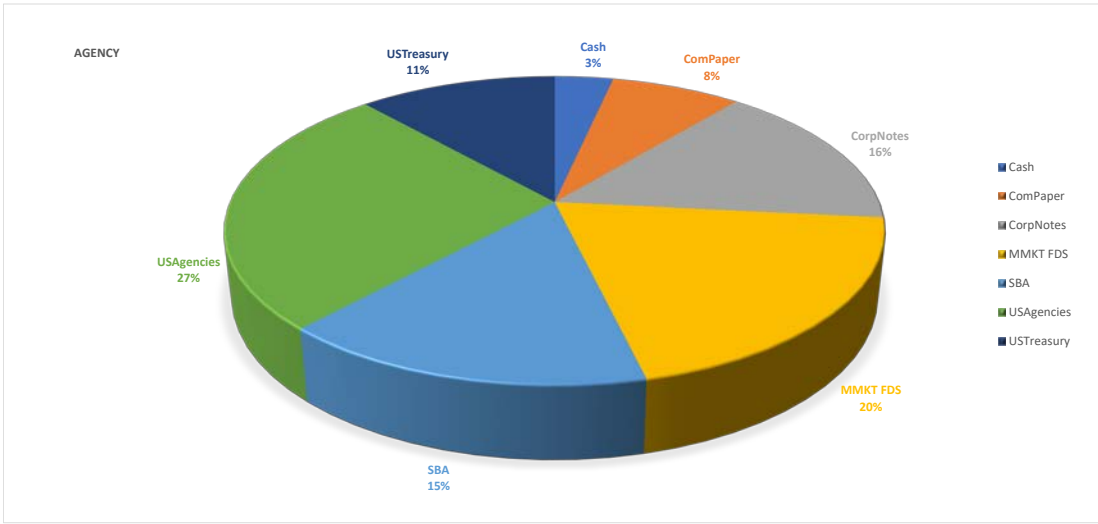
Month	FL Prime	2 yr Treasury	5 Yr. Treasury	Agency	All Req.	St. Lucie	Stanton	Stanton II	Tri -City
2/28/2021	0.15%	0.14%	0.75%	0.74%	0.59%	0.90%	0.68%	1.01%	0.57%
3/31/2021	0.13%	0.16%	0.92%	0.73%	0.40%	0.89%	0.68%	0.99%	0.50%
4/30/2021	0.11%	0.16%	0.86%	0.19%	0.51%	0.88%	0.60%	1.02%	0.49%
5/31/2021	0.10%	0.14%	0.79%	0.18%	0.47%	0.85%	0.63%	0.95%	0.51%
6/30/2021	0.10%	0.25%	0.87%	0.21%	0.45%	0.87%	0.62%	0.82%	0.49%
7/31/2021	0.09%	0.19%	0.69%	0.20%	0.43%	0.78%	0.63%	0.81%	0.49%
8/31/2021	0.09%	0.20%	0.77%	0.16%	0.43%	0.68%	0.45%	0.74%	0.48%
9/30/2021	0.08%	0.28%	0.98%	0.18%	0.40%	0.55%	0.40%	0.70%	0.50%
10/31/2021	0.10%	0.48%	1.18%	0.17%	0.48%	0.77%	0.33%	0.88%	0.25%
11/30/2021	0.10%	0.52%	1.14%	0.18%	0.47%	0.76%	0.34%	0.84%	0.26%
12/31/2021	0.13%	0.73%	1.26%	0.19%	0.49%	0.77%	0.34%	0.82%	0.22%
1/31/2022	0.13%	1.15%	1.61%	0.30%	0.51%	0.72%	0.40%	0.93%	0.36%
2/28/2022	0.18%	1.44%	1.71%	0.27%	0.51%	0.71%	0.39%	0.88%	0.49%

**FMPA All-Requirements Total Weighted Average Yield vs.
Florida Prime and 2 Year Treasury
(FEB 2021 - FEB 2022)**

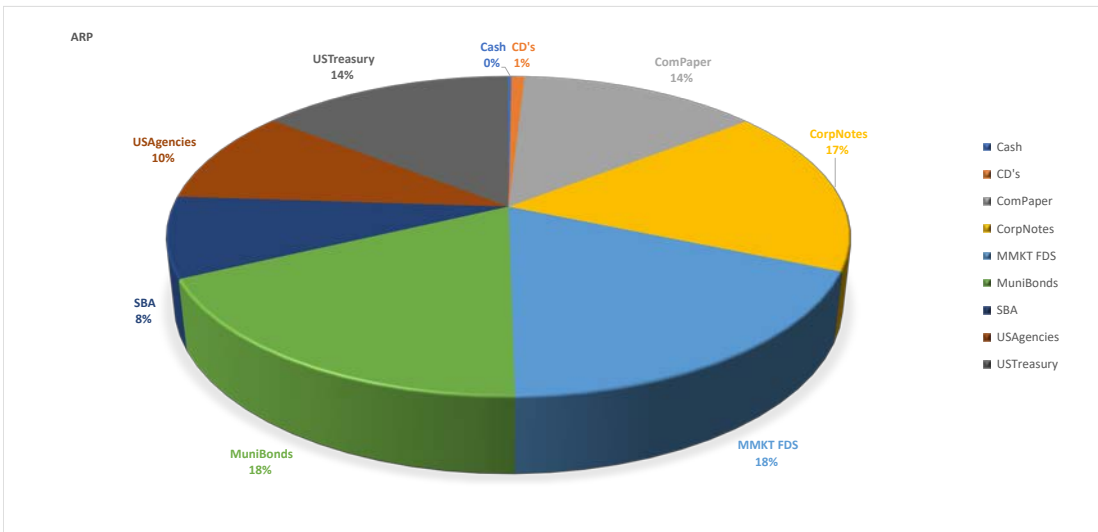


FMPA_MonthlyDiversification_FEBRUARY 2022

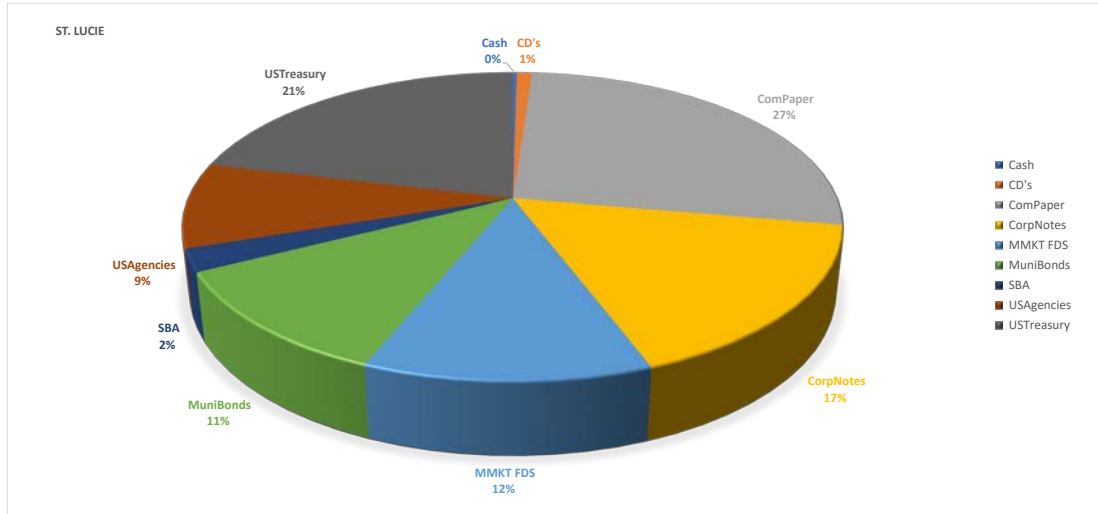
Sum of value	Column Labels	ComPaper	CorpNotes	MMKT FDS	SBA	USAgencies	USTreasury	Grand Total
Row Labels	Cash							
AGN	450000							450000
AGN-O&M		999822.86	2052929.39	2593335.37	2049776.44	3506609.09	1522533.86	12725007.01
Grand Total	450000	999822.86	2052929.39	2593335.37	2049776.44	3506609.09	1522533.86	13175007.01
% of Total	3%	8%	16%	20%	16%	27%	12%	100%



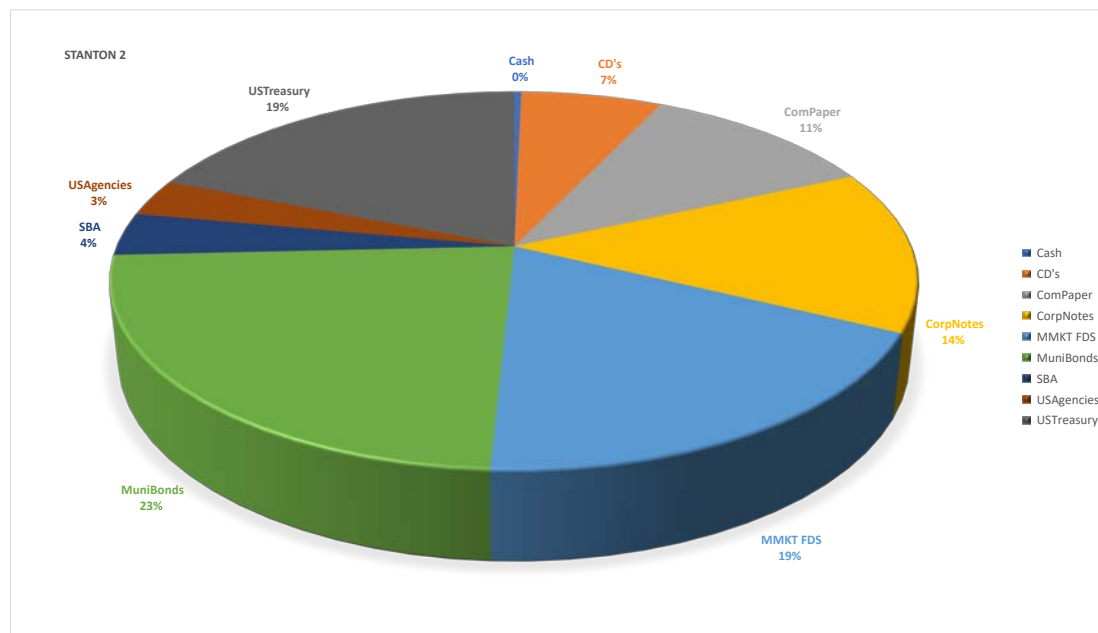
Sum of value	Column Labels	CD's	ComPaper	CorpNotes	MMKT FDS	MuniBonds	SBA	USAgencies	USTreasury	Grand Total
Row Labels	Cash									
ARP	450,000.00									450,000.00
ARP-GEN		501,647.55			364,916.05	764,904.07		1,000,947.20	4,189,520.55	6,821,935.42
ARP-O&M		1,032,351.21		2,555,256.28	33,387,347.85	4,919,001.53	20,637,725.92	6,507,754.55	17,291,428.22	86,330,865.56
ARP-R&R		250,319.61		3,949,748.37	3,462,708.15	8,572,357.33		4,862,576.14	3,666,218.64	24,763,928.24
ARP-SOLAR		251,516.95		3,514,881.67	20,242.57					3,786,641.19
ARP RPA			999,775.55		2,631,193.50					3,630,969.05
ARP-2019A			899,901.84		667,679.43					1,567,581.27
ARP-21AACON			9,934,517.90		331,698.27	3,299,577.94	674.99		14,022,165.38	27,588,634.48
ARP-21BSUB			2,998,395.11	35,932,137.29	100,735.22	32,504,192.96	1,989,166.31	14,367,981.74		87,892,608.63
ARP-CON13A			1,499,835.14		288,010.19			559,919.39		2,347,764.72
ARP-DS15B			3,699,591.94		931,519.94					4,631,111.88
ARP-DS16A			14,248,441.49		3,900,612.46					18,149,053.95
ARP-DS17A			799,912.75		651,223.30					1,451,136.05
ARP-DS17B			2,049,773.41		1,366,822.48					3,416,595.89
ARP-DS18A			499,945.47		383,174.54					883,120.01
ARP-CONT				1,067,397.42	70,597.57	306,249.45				1,444,244.44
ARP-2019B					730,931.72					730,931.72
ARP-21A DS					510,477.56					510,477.56
ARP-21B DS					1,166,487.71					1,166,487.71
ARP-SUBDBT					2.51					2.51
Grand Total	450,000.00	2,035,835.32	37,630,090.60	47,019,421.03	50,966,381.02	50,366,283.28	22,627,567.22	26,739,259.63	39,729,252.18	277,564,090.28
% OF TOTAL	0.16%	1%	14%	17%	18%	18%	8%	10%	14%	100%



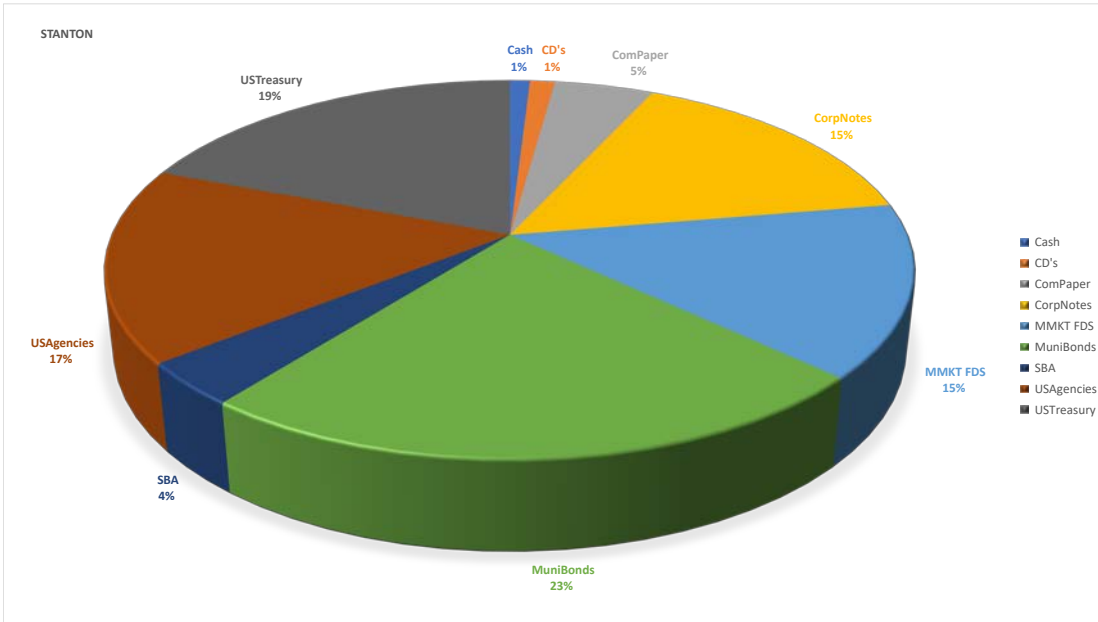
Sum of value	Column Labels	CD's	CompPaper	CorpNotes	MMKT FDS	MuniBonds	SBA	USAgencies	USTreasury	Grand Total
Row Labels	Cash									
SL	200,000.00									200,000.00
STL-R&R		750,033.87	997,857.93	1,104,148.63	1,285,031.83	1,564,033.37		789,935.15	1,514,293.83	8,005,334.61
STL-NFS			2,699,646.89		1,873,529.42					4,573,176.31
STL-12-DS			699,961.22		536,116.25					1,236,077.47
STL-12-DSR			3,398,679.07		58,108.08					3,456,787.15
STL-GEN		13,991,897.05	11,474,566.68	1,205,316.40	1,205,316.40	8,099,815.07		5,217,701.07	7,551,140.60	47,540,436.87
STL-Q&M		997,880.74		1,018,464.02	2,908,279.18		2,023,432.86		2,054,269.65	9,002,326.45
STL-CONT				517,596.87	811,432.04			1,002,558.33		2,331,587.24
STL-DECOM					6,085.99			604,518.89	7,052,974.54	7,663,579.42
STL-DS13A					646,250.31					646,250.31
STL-DS21A					859,140.44					859,140.44
Grand Total	200,000.00	750,033.87	22,785,922.90	14,114,776.20	10,189,289.94	9,663,848.44	2,023,432.86	7,614,713.44	18,172,678.62	85,514,696.27
% of Total	0%	1%	27%	17%	12%	11%	2%	9%	21%	100%



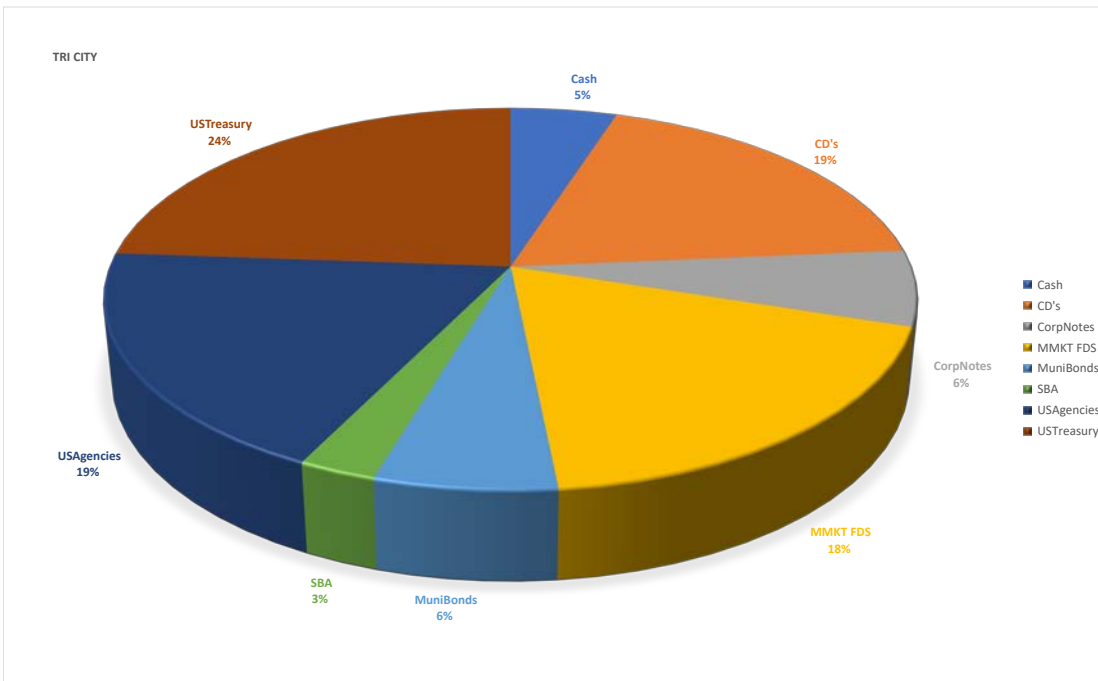
Sum of value	Column Labels	CD's	CompPaper	CorpNotes	MMKT FDS	MuniBonds	SBA	USAgencies	USTreasury	Grand Total
Row Labels	Cash									
STN2	183,500.00									183,500.00
STN2-GEN		3,327,787.78		3,262,688.40	591,499.55	13,377,937.31		313,213.25	9,754,501.25	30,627,627.54
STN2-R&R		499,861.10		1,317,630.96	1,773,451.97			501,658.13		4,092,602.16
STN2-12DSR			2,998,395.11		1,236,044.06					4,234,439.17
STN2-DS17B			1,399,847.31		991,165.08					2,391,012.39
STN2-O&M			1,998,723.38	2,885,099.43	2,097,451.92		2,093,770.21	1,002,820.77	499,883.63	10,577,749.34
STN2-CONT				503,120.41	128,685.46				507,072.81	1,138,878.68
STN2-12DS					3,149,307.28					3,149,307.28
STN2-DS17A					375,803.74					375,803.74
STN2-DS20					0.89					0.89
STN2-PR20					0.05					0.05
STN2-REV20					0.01					0.01
STN2-SUBDT					238,441.40					238,441.40
Grand Total	183,500.00	3,827,648.88	6,396,965.80	7,968,539.20	10,581,851.41	13,377,937.31	2,093,770.21	1,817,692.15	10,761,457.69	57,009,362.65
% of Total	0%	7%	11%	14%	19%	23%	4%	3%	19%	100%



Sum of value	Column Labels									
Row Labels	Cash	CD's	ComPaper	CorpNotes	MMKT FDS	MuniBonds	SBA	USAgencies	USTreasury	Grand Total
STN	200,000.00									200,000.00
STN-GEN		250,253.91		3,251,299.98	186,553.58	2,775,721.31		3,002,342.71	2,028,291.26	11,494,462.75
STN-O&M			999,361.69		1,747,495.04		775,454.87	499,770.00	499,883.63	4,521,965.23
STN-CONT					68,744.85	1,019,872.10				1,088,616.95
STN-R&R					1,102,787.72	1,172,186.31			1,500,444.61	3,775,418.64
Grand Total	200,000.00	250,253.91	999,361.69	3,251,299.98	3,105,581.19	4,967,779.72	775,454.87	3,502,112.71	4,028,619.50	21,080,463.57
% of Total	1%	1%	5%	15%	15%	24%	4%	17%	19%	100%



Sum of value	Column Labels								
Row Labels	Cash	CD's	CorpNotes	MMKT FDS	MuniBonds	SBA	USAgencies	USTreasury	Grand Total
TC	200,000.00								200,000.00
TRI-CONT		250,795.34	154,754.44	33,530.93				709,901.94	1,148,982.65
TRI-GEN		250,303.30	103,169.63	130,960.56			253,497.33		737,930.82
TRI-R&R		249,138.17		314,322.74	250,329.23		506,150.00		1,319,940.14
TRI-O&M				262,292.00		107,087.73		249,941.81	619,321.54
Grand Total	200,000.00	750,236.81	257,924.07	741,106.23	250,329.23	107,087.73	759,647.33	959,843.75	4,026,175.15
% of Total	5%	19%	6%	18%	6%	3%	19%	24%	100%



Investment Report

March 1, 2022

CUSIP	ContNo	Issuer	Purchase Date	Maturity Date	Coupon	Yield to Maturity	Current Par	Market Value	(Premium)/Discount	Accrued Interest	Original Cost	Days To Maturity	Duration	Convexity
Agency O&M														
00850VDC3	125433	CP: AGRI BK CHINA NY	04/22/2021	04/12/2022	0.000	0.295	1,000,000.00	999,822.86	2,859.72	0.00	0.9971	42	0.11	0.0007
3133ENLB4	125764	FFCB	01/18/2022	01/18/2023	0.460	0.500	1,000,000.00	1,003,316.26	400.00	549.44	0.9996	323	0.88	0.0124
3135G05T6	125535	FNMA	07/08/2021	08/18/2023	0.350	0.291	500,000.00	501,410.39	(625.00)	63.19	1.0013	535	1.46	0.0291
31422XMA7	125616	FAMCA	09/01/2021	09/01/2023	0.230	0.210	2,000,000.00	2,001,882.44	(800.00)	2,300.00	1.0004	549	1.50	0.0306
377373AL9	125518	CORP: GLAXOSMITH	06/10/2021	10/01/2023	0.534	0.373	1,000,000.00	1,008,457.54	(3,690.00)	2,225.00	1.0037	579	1.58	0.0338
742718EB1	125587	CORP: Procter & Gamb	08/26/2021	08/15/2023	3.100	0.246	1,000,000.00	1,044,471.85	(56,030.00)	1,377.78	1.0560	532	1.43	0.0291
9128283U2	125750	US Treasury	01/14/2022	01/31/2023	2.375	0.510	1,000,000.00	1,022,650.23	(19,433.62)	1,902.62	1.0194	336	0.91	0.0135
91282CBE0	125790	US Treasury	01/31/2022	01/15/2024	0.125	1.146	500,000.00	499,883.63	9,843.74	77.69	0.9803	685	1.88	0.0450
N/A	125278	AGENCY SBA	11/05/2020	03/01/2022	0.180	0.180	2,049,776.44	2,049,776.44	0.00	126.00	1.0000	0	0.00	0.0000
VP4560000	124711	Wells Fargo	11/26/2019	03/01/2022	0.010	0.010	2,593,335.37	2,593,335.37	0.00	11.59	1.0000	0	0.00	0.0000
					0.598	0.273	12,643,111.81	12,725,007.01	(67,475.16)	8,633.31	1.0053	278	0.76	0.0149
AGN Pool Summary					0.598	0.273	12,643,111.81	12,725,007.01	(67,475.16)	8,633.31	1.0053	278	0.76	0.0149
ALL REQUIREMENTS 2013A CONSTRUCTION														
0347M3CW2	125674	CP: Anglesea Funding	10/28/2021	03/30/2022	0.000	0.142	1,000,000.00	999,890.93	595.00	0.00	0.9994	29	0.08	0.0005
40588MCW5	125746	CP: HALKIN FINANCE	01/13/2022	03/30/2022	0.000	0.162	250,000.00	249,972.73	84.44	0.00	0.9997	29	0.08	0.0005
40588MCX3	125704	CP: HALKIN FINANCE	11/15/2021	03/31/2022	0.000	0.172	250,000.00	249,971.48	160.55	0.00	0.9994	30	0.08	0.0005
912828XG0	125765	US Treasury	01/18/2022	06/30/2022	2.125	0.240	550,000.00	559,919.39	(4,665.31)	1,926.51	1.0085	121	0.33	0.0028
N/A	116079	Goldman Sachs M-Mkt	09/17/2013	03/01/2022	0.010	0.010	288,010.19	288,010.19	0.00	2.83	1.0000	0	0.00	0.0000
					0.501	0.154	2,338,010.19	2,347,764.72	(3,825.32)	1,929.34	1.0016	47	0.13	0.0010
ALL REQUIREMENTS 2021A CONSTRUCTION														
00850VDN9	125444	CP: AGRI BK CHINA NY	04/27/2021	04/22/2022	0.000	0.305	5,000,000.00	4,998,815.23	15,000.00	0.00	0.9970	52	0.14	0.0009
2198X3DS3	125459	CP: CORP ANDINA	04/27/2021	04/26/2022	0.000	0.285	4,937,000.00	4,935,702.67	13,977.19	0.00	0.9972	56	0.15	0.0010
882724QX8	125679	MUNI: STATE OF TEXAS	10/29/2021	10/01/2022	1.614	0.121	3,250,000.00	3,299,577.94	(44,720.00)	21,856.25	1.0138	214	0.59	0.0068
912828TY6	125703	US Treasury	11/15/2021	11/15/2022	1.625	0.174	1,000,000.00	1,015,463.98	(14,492.19)	4,784.72	1.0145	259	0.71	0.0089
912828ZH6	125673	US Treasury	10/28/2021	04/15/2023	0.250	0.304	2,500,000.00	2,505,887.54	1,952.51	2,345.89	0.9992	410	1.13	0.0187
91282CAP6	125683	US Treasury	10/29/2021	10/15/2023	0.125	0.486	2,500,000.00	2,500,630.38	17,579.46	1,189.24	0.9930	593	1.62	0.0350
91282CAR2	125455	US Treasury	04/27/2021	10/31/2022	0.125	0.125	2,000,000.00	2,001,056.74	(0.11)	847.22	1.0000	244	0.67	0.0079
91282CCU3	125602	US Treasury	08/31/2021	08/31/2023	0.125	0.203	6,000,000.00	5,999,126.74	9,375.00	20.72	0.9984	548	1.50	0.0302
N/A	125475	ARP 21A CONSTR SBA	04/30/2021	03/01/2022	0.180	0.180	674.99	674.99	0.00	54.72	1.0000	0	0.00	0.0000
N/A	125795	Goldman Sachs M-Mkt	01/27/2022	03/01/2022	0.010	0.010	331,698.27	331,698.27	0.00	2.57	1.0000	0	0.00	0.0000
					0.320	0.252	27,519,373.26	27,588,634.48	(1,328.14)	31,101.33	1.0000	283	0.77	0.0135

Investment Report

March 1, 2022

<u>CUSIP</u>	<u>ContNo</u>	<u>Issuer</u>	<u>Purchase Date</u>	<u>Maturity Date</u>	<u>Coupon</u>	<u>Yield to Maturity</u>	<u>Current Par</u>	<u>Market Value</u>	<u>(Premium)/Discount</u>	<u>Accrued Interest</u>	<u>Original Cost</u>	<u>Days To Maturity</u>	<u>Duration</u>	<u>Convexity</u>
ALL REQUIREMENTS 2021B SUBORDINATE BOND PROCEED														
02665WDL2	125449	CORP: HONDA	04/27/2021	07/08/2025	1.200	1.022	6,500,000.00	6,723,549.88	(47,385.00)	11,483.33	1.0073	1,225	3.29	0.1284
06406RAS6	125442	CORP: Bank of NY	04/27/2021	04/26/2024	0.500	0.487	5,000,000.00	5,045,440.83	(1,884.99)	8,680.56	1.0004	787	2.14	0.0579
10373QBJ8	125448	CORP: BP CAPITAL MKT	04/27/2021	04/06/2025	3.194	1.060	5,000,000.00	5,526,434.11	(410,799.99)	64,323.61	1.0822	1,132	2.95	0.1074
127145LF5	125506	MUNI: CACHE CNTY UT	05/27/2021	06/15/2025	3.000	0.660	1,975,000.00	2,167,383.71	(184,386.00)	12,508.33	1.0934	1,202	3.15	0.1203
160357XD6	125503	MUNI: CTY CHARLESTON	05/26/2021	03/01/2025	1.250	0.520	1,255,000.00	1,294,362.11	(34,098.35)	7,843.75	1.0272	1,096	2.94	0.1049
23223PFP7	125501	MUNI: Cuyahoga Cnty	05/21/2021	12/01/2023	4.000	0.093	2,500,000.00	2,692,262.93	(238,750.00)	25,000.00	1.0955	640	1.70	0.0397
235308D75	125460	MUNI: DALLAS TX SCH	04/27/2021	08/15/2025	4.000	0.700	6,110,000.00	6,913,244.19	(852,528.30)	10,862.22	1.1395	1,263	3.27	0.1294
3133EMWH1	125451	FFCB	04/27/2021	04/21/2025	0.710	0.710	3,000,000.00	3,049,651.28	0.00	7,750.83	1.0000	1,147	3.10	0.1145
3135G05X7	125450	FNMA	04/27/2021	08/25/2025	0.375	0.692	3,000,000.00	3,007,863.85	40,470.00	187.50	0.9865	1,273	3.47	0.1393
3135G06G3	125721	FNMA	12/08/2021	11/07/2025	0.500	1.192	5,000,000.00	5,040,115.26	131,900.00	7,916.67	0.9736	1,347	3.65	0.1544
3137EAEX3	125497	FHLMC	05/17/2021	09/23/2025	0.375	0.691	2,500,000.00	2,509,859.35	33,750.00	4,114.58	0.9865	1,302	3.54	0.1452
31422XTC6	125786	FAMCA	01/26/2022	01/26/2024	0.875	0.940	750,000.00	760,492.00	963.65	638.02	0.9987	696	1.89	0.0465
341271AD6	125458	MUNI: FLORIDA SBA	04/27/2021	07/01/2025	1.258	0.978	5,000,000.00	5,182,409.56	(57,150.00)	10,483.33	1.0114	1,218	3.27	0.1269
35569PFG3	125498	MUNI: FREDERICK CNTY	05/17/2021	08/01/2025	3.000	0.637	1,630,000.00	1,787,794.94	(159,560.70)	4,075.00	1.0979	1,249	3.28	0.1290
37331NAJ0	125441	CORP:GEORGIA-PAC IFIC	04/27/2021	09/30/2025	1.750	1.130	5,500,000.00	5,835,728.44	(146,841.42)	40,371.53	1.0267	1,309	3.47	0.1429
485106UW6	125461	Kansas City, MO	04/28/2021	04/01/2025	1.295	0.949	2,000,000.00	2,077,694.18	(26,600.00)	10,791.67	1.0133	1,127	3.02	0.1099
53944REX3	125694	CP: LMA Americas	11/01/2021	05/31/2022	0.000	0.173	3,000,000.00	2,998,395.11	2,989.17	0.00	0.9990	91	0.25	0.0019
68609TT81	125499	MUNI: Oregon State	05/18/2021	08/01/2025	0.803	0.666	1,300,000.00	1,326,319.58	(7,371.00)	869.92	1.0057	1,249	3.38	0.1338
74256LEE5	125440	CORP: PRINCIPAL LIFE	04/27/2021	06/23/2025	1.250	1.070	5,000,000.00	5,181,773.33	(36,450.00)	11,805.56	1.0073	1,210	3.25	0.1254
74368CAX2	125443	CORP: PROTECTIVELIFE	04/27/2021	07/15/2025	1.170	1.168	2,375,000.00	2,453,952.08	(155.61)	3,550.63	1.0001	1,232	3.31	0.1298
78015K7H1	125439	CORP: ROYAL BK CA	04/27/2021	06/10/2025	1.150	1.005	5,000,000.00	5,165,258.62	(29,149.99)	12,937.50	1.0058	1,197	3.22	0.1231
880591EW8	125720	MUNI: TVA	12/08/2021	05/15/2025	0.750	1.082	5,000,000.00	5,096,643.26	55,850.00	11,041.67	0.9888	1,171	3.17	0.1189
91417K2W0	125496	MUNI: UNIV COLORADO	05/17/2021	06/01/2025	2.347	0.650	3,690,000.00	3,966,078.50	(249,185.70)	21,651.08	1.0675	1,188	3.14	0.1191
N/A	125431	Goldman Sachs M-Mkt	04/15/2021	03/01/2022	0.010	0.010	100,735.22	100,735.22	0.00	4.17	1.0000	0	0.00	0.0000
N/A	125476	ARP 21B SUB SBA	04/30/2021	03/01/2022	0.180	0.180	1,989,166.31	1,989,166.31	0.00	1,311.62	1.0000	0	0.00	0.0000
					1.515	0.834	84,174,901.53	87,892,608.63	(2,216,374.23)	290,203.08	1.0263	1,106	2.96	0.1125
ALL REQUIREMENTS CONTINGENCY														
74153WCL1	125397	CORP: PRICOA GL FD	03/25/2021	09/23/2024	2.400	0.610	1,000,000.00	1,067,397.42	(61,800.00)	10,533.33	1.0618	937	2.48	0.0779
79642B3M3	120585	MUNI: SANWTR	06/20/2017	05/15/2023	5.000	1.390	270,000.00	306,249.45	(55,047.60)	3,975.00	1.2039	440	1.17	0.0217
VP4560000	124582	Wells Fargo	11/04/2019	03/01/2022	0.010	0.010	70,597.57	70,597.57	0.00	0.57	1.0000	0	0.00	0.0000
					2.798	0.735	1,340,597.57	1,444,244.44	(116,847.60)	14,508.90	1.0872	788	2.09	0.0625

Investment Report

March 1, 2022

<u>CUSIP</u>	<u>ContNo</u>	<u>Issuer</u>	<u>Purchase Date</u>	<u>Maturity Date</u>	<u>Coupon</u>	<u>Yield to Maturity</u>	<u>Current Par</u>	<u>Market Value</u>	<u>(Premium)/Discount</u>	<u>Accrued Interest</u>	<u>Original Cost</u>	<u>Days To Maturity</u>	<u>Duration</u>	<u>Convexity</u>
ALL REQUIREMENTS DEBT SERVICE 2015B														
16536JCW5	125743	CP: CHESHAM FINANCE	01/13/2022	03/30/2022	0.000	0.162	1,800,000.00	1,799,803.68	608.00	0.00	0.9997	29	0.08	0.0005
16537MCW7	125803	CP: CHESHAM FINANCE	01/31/2022	03/30/2022	0.000	0.243	1,000,000.00	999,890.93	386.67	0.00	0.9996	29	0.08	0.0005
40588MCX3	125706	CP: HALKIN FINANCE	11/15/2021	03/31/2022	0.000	0.172	900,000.00	899,897.33	578.00	0.00	0.9994	30	0.08	0.0005
N/A	118434	Goldman Sachs M-Mkt	01/28/2016	03/01/2022	0.010	0.010	931,519.94	931,519.94	0.00	1.08	1.0000	0	0.00	0.0000
					0.002	0.151	4,631,519.94	4,631,111.88	1,572.67	1.08	0.9997	23	0.06	0.0004
ALL REQUIREMENTS DEBT SERVICE 2016A														
16537MCW7	125802	CP: CHESHAM FINANCE	01/31/2022	03/30/2022	0.000	0.243	7,000,000.00	6,999,236.54	2,706.69	0.00	0.9996	29	0.08	0.0005
27873KCW0	125744	CP: EBURY FIN	01/13/2022	03/30/2022	0.000	0.161	5,000,000.00	4,999,450.35	1,688.89	0.00	0.9997	29	0.08	0.0005
40588MCW5	125745	CP: HALKIN FINANCE	01/13/2022	03/30/2022	0.000	0.162	2,250,000.00	2,249,754.60	760.00	0.00	0.9997	29	0.08	0.0005
N/A	118861	Goldman Sachs M-Mkt	05/12/2016	03/01/2022	0.010	0.010	3,900,612.46	3,900,612.46	0.00	6.22	1.0000	0	0.00	0.0000
					0.002	0.160	18,150,612.46	18,149,053.95	5,155.58	6.22	0.9997	23	0.06	0.0004
ALL REQUIREMENTS DEBT SERVICE 2017A														
0347M3CW2	125773	CP: Anglesea Funding	01/13/2022	03/30/2022	0.000	0.152	800,000.00	799,912.75	253.34	0.00	0.9997	29	0.08	0.0005
N/A	120615	Goldman Sachs M-Mkt	06/30/2017	03/01/2022	0.010	0.010	651,223.30	651,223.30	0.00	3.23	1.0000	0	0.00	0.0000
					0.004	0.088	1,451,223.30	1,451,136.05	253.34	3.23	0.9998	16	0.04	0.0003
ALL REQUIREMENTS DEBT SERVICE 2017B														
40588MCW5	125740	CP: HALKIN FINANCE	01/14/2022	03/30/2022	0.000	0.162	1,450,000.00	1,449,841.86	483.34	0.00	0.9997	29	0.08	0.0005
40588MCX3	125705	CP: HALKIN FINANCE	11/15/2021	03/31/2022	0.000	0.172	600,000.00	599,931.55	385.33	0.00	0.9994	30	0.08	0.0005
N/A	120616	Goldman Sachs M-Mkt	06/30/2017	03/01/2022	0.010	0.010	1,366,822.48	1,366,822.48	0.00	6.27	1.0000	0	0.00	0.0000
					0.004	0.103	3,416,822.48	3,416,595.89	868.67	6.27	0.9997	18	0.05	0.0003
ALL REQUIREMENTS DEBT SERVICE 2018A														
40588MCW5	125779	CP: HALKIN FINANCE	01/14/2022	03/30/2022	0.000	0.162	500,000.00	499,945.47	166.66	0.00	0.9997	29	0.08	0.0005
N/A	122318	Goldman Sachs M-Mkt	07/26/2018	03/01/2022	0.010	0.010	383,174.54	383,174.54	0.00	1.87	1.0000	0	0.00	0.0000
					0.004	0.096	883,174.54	883,120.01	166.66	1.87	0.9998	16	0.05	0.0003
ALL REQUIREMENTS DEBT SERVICE 2019A														
16536JCW5	125742	CP: CHESHAM FINANCE	01/13/2022	03/30/2022	0.000	0.162	900,000.00	899,901.84	304.00	0.00	0.9997	29	0.08	0.0005
N/A	124837	Goldman Sachs M-Mkt	11/25/2019	03/01/2022	0.010	0.010	667,679.43	667,679.43	0.00	3.20	1.0000	0	0.00	0.0000
					0.004	0.097	1,567,679.43	1,567,581.27	304.00	3.20	0.9998	17	0.05	0.0003
ALL REQUIREMENTS DEBT SERVICE 2019B														
N/A	124838	Goldman Sachs M-Mkt	11/25/2019	03/01/2022	0.010	0.010	730,931.72	730,931.72	0.00	4.87	1.0000	0	0.00	0.0000
					0.010	0.010	730,931.72	730,931.72	0.00	4.87	1.0000	0	0.00	0.0000
ALL REQUIREMENTS DEBT SERVICE 2021A														
N/A	125470	Goldman Sachs M-Mkt	04/30/2021	03/01/2022	0.010	0.010	510,477.56	510,477.56	0.00	3.43	1.0000	0	0.00	0.0000
					0.010	0.010	510,477.56	510,477.56	0.00	3.43	1.0000	0	0.00	0.0000

Investment Report

March 1, 2022

<u>CUSIP</u>	<u>ContNo</u>	<u>Issuer</u>	<u>Purchase Date</u>	<u>Maturity Date</u>	<u>Coupon</u>	<u>Yield to Maturity</u>	<u>Current Par</u>	<u>Market Value</u>	<u>(Premium)/Discount</u>	<u>Accrued Interest</u>	<u>Original Cost</u>	<u>Days To Maturity</u>	<u>Duration</u>	<u>Convexity</u>
ALL REQUIREMENTS DEBT SERVICE 2021B														
N/A	125477	Goldman Sachs M-Mkt	05/04/2021	03/01/2022	0.010	0.010	1,166,487.71	1,166,487.71	0.00	8.20	1.0000	0	0.00	0.0000
					0.010	0.010	1,166,487.71	1,166,487.71	0.00	8.20	1.0000	0	0.00	0.0000
ALL REQUIREMENTS GENERAL RESERVE														
31422XCS9	125394	FAMCA	03/16/2021	06/16/2023	0.200	0.200	1,000,000.00	1,000,947.20	0.00	416.67	1.0000	472	1.29	0.0234
372348BZ4	122077	CD: GENOA	02/28/2018	02/28/2023	2.550	2.550	245,000.00	250,883.13	0.00	17.12	1.0000	364	0.99	0.0155
61334ECZ97	125271	MUNI: Montgomery	10/29/2020	04/01/2022	4.000	0.201	750,000.00	764,904.07	(40,447.50)	12,500.00	1.0539	31	0.08	0.0005
87270LBF9	121723	CD: TIAA FSB	02/23/2018	02/23/2023	2.500	2.500	245,000.00	250,764.42	0.00	100.68	1.0000	359	0.98	0.0150
9128285U0	125708	US Treasury	11/18/2021	12/31/2023	2.625	0.560	3,000,000.00	3,149,307.99	(130,173.54)	13,052.49	1.0434	670	1.80	0.0435
912828YM6	125423	US Treasury	04/15/2021	10/31/2024	1.500	0.501	1,000,000.00	1,040,212.56	(35,033.45)	5,041.67	1.0350	975	2.62	0.0845
VP4560000	124710	Wells Fargo	11/25/2019	03/01/2022	0.010	0.010	364,916.05	364,916.05	0.00	2.92	1.0000	0	0.00	0.0000
					2.092	0.571	6,604,916.05	6,821,935.42	(205,654.49)	31,131.55	1.0311	554	1.49	0.0373
ALL REQUIREMENTS GENERAL RESERVE RPA														
0347M3DL5	125777	CP: Anglesea Funding	01/20/2022	04/20/2022	0.000	0.254	1,000,000.00	999,775.55	625.00	0.00	0.9994	50	0.14	0.0009
VP4560000	124584	Wells Fargo	11/04/2019	03/01/2022	0.010	0.010	2,631,193.50	2,631,193.50	0.00	9.59	1.0000	0	0.00	0.0000
					0.007	0.077	3,631,193.50	3,630,969.05	625.00	9.59	0.9998	14	0.04	0.0002
ALL REQUIREMENTS O&M														
02587DY85	125142	CD: American Express	10/01/2019	09/06/2022	2.400	2.000	247,000.00	250,222.76	(2,798.51)	2,858.43	1.0113	189	0.51	0.0057
05565EBU8	125582	CORP: BMW	08/26/2021	08/12/2024	0.750	0.550	2,000,000.00	2,029,123.86	(11,720.00)	791.67	1.0059	895	2.43	0.0729
06251A2D1	125186	CD: BANK HAPOALIM	08/26/2020	08/26/2022	0.250	0.250	249,000.00	249,131.99	0.00	1.71	1.0000	178	0.49	0.0048
254673MP8	125112	CD: Discover Bank	06/26/2020	02/22/2028	3.000	3.000	245,000.00	281,623.71	0.00	140.96	1.0000	2,184	5.55	0.3472
3130AJZJ1	125184	FHLB	08/25/2020	08/25/2023	0.320	0.320	444,444.44	444,141.47	0.00	23.70	1.0000	542	1.48	0.0297
3135G05R0	125168	FNMA	08/11/2020	08/10/2023	0.300	0.338	2,000,000.00	1,999,080.00	2,284.00	350.00	0.9989	527	1.44	0.0283
31422BPC8	125467	FAMCA	04/30/2021	11/20/2023	1.720	0.270	2,000,000.00	2,062,650.64	(73,800.00)	9,651.11	1.0369	629	1.70	0.0389
31422XMA7	125617	FAMCA	09/01/2021	09/01/2023	0.230	0.210	2,000,000.00	2,001,882.44	(800.00)	2,300.00	1.0004	549	1.50	0.0306
404280BA6	125115	CORP: HSBC	06/26/2020	05/25/2023	3.600	1.525	500,000.00	526,132.42	(30,310.00)	4,750.00	1.0606	450	1.21	0.0221
68608VDV3	125401	MUNI: Oregon State	03/26/2021	05/01/2025	3.069	0.900	1,000,000.00	1,100,371.51	(87,050.00)	10,230.00	1.0871	1,157	3.02	0.1117
7417017F7	125468	MUNI: PRINCE GEORGE	04/30/2021	09/15/2023	0.700	0.240	2,750,000.00	2,781,515.85	(29,920.00)	8,876.39	1.0109	563	1.53	0.0322
8648136U9	124457	MUNI: SUFFOLKVA	10/17/2019	02/01/2023	1.937	1.859	1,000,000.00	1,037,114.17	(2,480.00)	1,614.17	1.0025	337	0.92	0.0136
9128284S6	125491	US Treasury	05/12/2021	05/31/2023	2.750	0.158	2,500,000.00	2,599,041.80	(132,372.77)	17,378.47	0.0016	456	1.23	0.0225
912828B66	123230	US Treasury	02/21/2019	02/15/2024	2.750	2.554	1,480,000.00	1,605,000.85	(13,489.47)	1,574.03	1.0091	716	1.92	0.0490
91282CCN9	125603	US Treasury	08/31/2021	07/31/2023	0.125	0.178	3,000,000.00	2,999,982.80	3,046.87	300.41	0.9990	517	1.41	0.0273
91282CDA6	125646	US Treasury	09/30/2021	09/30/2023	0.250	0.286	5,000,000.00	5,014,138.12	3,600.00	5,243.06	0.9993	578	1.58	0.0337
91282CDV0	125788	US Treasury	01/31/2022	01/31/2024	0.875	1.172	5,000,000.00	5,073,264.65	29,296.87	3,504.83	0.9941	701	1.91	0.0471
949763NT9	125110	CD: Wells Fargo	06/26/2020	02/28/2023	2.750	2.750	245,000.00	251,372.75	0.00	18.46	1.0000	364	0.98	0.0155
N/A	125279	All Req. SBA	11/05/2020	03/01/2022	0.180	0.180	20,637,725.92	20,637,725.92	0.00	2,378.81	1.0000	0	0.00	0.0000
VP4560000	124611	Wells Fargo	11/21/2019	03/01/2022	0.010	0.010	33,387,347.85	33,387,347.85	0.00	136.42	1.0000	0	0.00	0.0000
					0.443	0.293	85,685,518.21	86,330,865.56	(346,513.01)	72,122.63	0.9734	228	0.62	0.0150

Investment Report

March 1, 2022

<u>CUSIP</u>	<u>ContNo</u>	<u>Issuer</u>	<u>Purchase Date</u>	<u>Maturity Date</u>	<u>Coupon</u>	<u>Yield to Maturity</u>	<u>Current Par</u>	<u>Market Value</u>	<u>(Premium)/Discount</u>	<u>Accrued Interest</u>	<u>Original Cost</u>	<u>Days To Maturity</u>	<u>Duration</u>	<u>Convexity</u>
ALL REQUIREMENTS RENEWAL & REPLACEMENT														
037833BY5	125408	CORP: APPLE INC	03/30/2021	02/23/2026	3.250	1.233	1,500,000.00	1,677,444.09	(143,370.00)	1,083.33	1.0956	1,455	3.78	0.1684
05580AZJ6	125428	CD: BMW NA	04/16/2021	04/17/2023	0.200	0.200	250,000.00	250,319.61	0.00	184.93	1.0000	412	1.13	0.0187
283770NU5	125405	MUNI: EL PASO SCHOOL	03/29/2021	08/15/2026	5.000	0.996	1,500,000.00	1,815,576.54	(313,680.00)	3,333.33	1.2091	1,628	4.09	0.1971
3130A3KM5	121512	FHLB	12/29/2017	12/09/2022	2.500	2.265	1,000,000.00	1,053,246.87	(10,920.00)	5,631.87	1.0109	283	0.77	0.0105
3133EAG77	121753	FFCB	03/05/2018	08/07/2034	3.150	3.280	1,500,000.00	1,779,937.50	24,645.00	3,150.00	0.9836	4,542	10.63	1.2084
3133ELNE0	125809	FFCB	02/11/2022	02/14/2024	1.430	1.537	1,000,000.00	1,024,931.78	2,100.00	675.28	0.9979	715	1.94	0.0487
31422XFN7	125473	FAMCA	05/03/2021	05/03/2024	0.350	0.350	1,000,000.00	1,004,459.99	0.00	1,147.22	1.0000	794	2.17	0.0588
404280BJ7	125412	CORP: HSBC	04/01/2021	03/13/2023	3.262	1.913	1,000,000.00	1,047,629.29	(25,690.00)	15,222.67	1.0257	377	1.01	0.0167
46849LTM3	125380	CORP: JACKSON NTL	02/19/2021	09/15/2022	2.375	0.199	500,000.00	511,750.18	(16,981.96)	5,508.68	1.0340	198	0.54	0.0062
59217GEE5	125363	CORP: METLIFE	01/29/2021	01/13/2023	1.950	0.260	700,000.00	712,924.81	(23,058.00)	1,820.00	1.0329	318	0.87	0.0123
64971XEK0	125399	MUNI: NYC Trans Fin	03/25/2021	08/01/2026	3.430	1.110	1,500,000.00	1,710,731.55	(180,225.00)	4,287.50	1.1202	1,614	4.15	0.2014
64971XEK0	125403	MUNI: NYC Trans Fin	03/29/2021	08/01/2026	3.430	1.106	1,500,000.00	1,710,731.55	(180,225.00)	4,287.50	1.1202	1,614	4.15	0.2014
882724RB5	125406	MUNI: STATE OF TEXAS	03/29/2021	10/01/2026	5.000	0.964	2,000,000.00	2,469,009.10	(431,860.00)	41,666.67	1.2159	1,675	4.13	0.2021
902273WX5	121455	MUNI: TYLER	12/08/2017	02/15/2026	5.000	1.870	700,000.00	866,308.59	(165,564.00)	1,353.59	1.2365	1,447	3.67	0.1620
9128284S6	125489	US Treasury	05/12/2021	05/31/2023	2.750	0.158	1,000,000.00	1,039,616.72	(52,949.11)	6,951.39	0.0016	456	1.23	0.0225
91282CAP6	125688	US Treasury	10/29/2021	10/15/2023	0.125	0.486	1,000,000.00	1,000,252.15	7,031.78	475.69	0.9930	593	1.62	0.0350
91282CBD2	125340	US Treasury	01/21/2021	12/31/2022	0.125	0.131	750,000.00	750,222.31	88.20	158.85	0.9999	305	0.84	0.0114
91282CDB4	125662	US Treasury	10/20/2021	10/15/2024	0.625	0.710	500,000.00	507,072.81	1,253.75	1,172.95	0.9975	959	2.60	0.0827
912833LJ7	120129	US Treasury	03/31/2014	08/15/2022	0.000	2.661	370,000.00	369,054.65	73,507.90	0.00	0.8013	167	0.46	0.0042
VP4560000	124585	Wells Fargo	11/04/2019	03/01/2022	0.010	0.010	3,462,708.15	3,462,708.15	0.00	16.95	1.0000	0	0.00	0.0000
					2.391	1.027	22,732,708.15	24,763,928.24	(1,435,896.44)	98,128.40	1.0169	1,102	2.77	0.1646
ALL REQUIREMENTS SOLAR O&M														
05531FBJ1	125618	CORP: Truist	09/02/2021	03/16/2023	2.200	0.359	500,000.00	515,848.14	(14,110.00)	5,041.67	1.0282	380	1.02	0.0168
32110YUT0	125723	CD: First Natl Bk Am	12/09/2021	11/29/2024	0.600	0.719	249,000.00	251,516.95	873.99	4.09	0.9965	1,004	2.73	0.0900
46849LTK7	125524	CORP: JACKSON NTL	06/10/2021	06/21/2024	2.650	0.844	930,000.00	987,986.53	(50,149.27)	4,792.08	1.0539	843	2.25	0.0647
89236THF5	125569	CORP: Toyota Motor	08/13/2021	08/14/2023	0.500	0.341	2,000,000.00	2,011,047.00	(6,340.00)	472.22	1.0032	531	1.45	0.0288
VP4560000	125040	Wells Fargo	04/27/2020	03/01/2022	0.010	0.010	20,242.57	20,242.57	0.00	0.14	1.0000	0	0.00	0.0000
					1.274	0.494	3,699,242.57	3,786,641.19	(69,725.28)	10,310.20	1.0188	618	1.67	0.0402
ALL REQUIREMENTS SUBORDINATE DEBT														
N/A	125086	Goldman Sachs M-Mkt	05/29/2020	03/01/2022	0.010	0.010	2.51	2.51	0.00	0.00	1.0000	0	0.00	0.0000
					0.010	0.010	2.51	2.51	0.00	0.00	1.0000	0	0.00	0.0000
		ARP Pool Summary			0.933	0.507	270,235,392.68	277,114,090.28	(4,387,218.59)	549,483.39	1.0026	567	1.51	0.0568
Bushnell Rate Stabilization Fund														
VP4560000	124580	Wells Fargo	11/04/2019	03/01/2022	0.010	0.010	153,106.82	153,106.82	0.00	0.44	1.0000	0	0.00	0.0000
					0.010	0.010	153,106.82	153,106.82	0.00	0.44	1.0000	0	0.00	0.0000
		BUSH Pool Summary			0.010	0.010	153,106.82	153,106.82	0.00	0.44	1.0000	0	0.00	0.0000

Investment Report

March 1, 2022

<u>CUSIP</u>	<u>ContNo</u>	<u>Issuer</u>	<u>Purchase Date</u>	<u>Maturity Date</u>	<u>Coupon</u>	<u>Yield to Maturity</u>	<u>Current Par</u>	<u>Market Value</u>	<u>(Premium)/Discount</u>	<u>Accrued Interest</u>	<u>Original Cost</u>	<u>Days To Maturity</u>	<u>Duration</u>	<u>Convexity</u>
FMPA CLEWISTON PL 2021 PROCEEDS														
06945MD11	125816	CP: Barton Capital	02/28/2022	04/01/2022	0.000	0.335	500,000.00	499,940.41	146.67	0.00	0.9997	31	0.08	0.0005
N/A	125651	Goldman Sachs M-Mkt	09/30/2021	03/01/2022	0.010	0.010	603,237.67	603,237.67	0.00	3.75	1.0000	0	0.00	0.0000
					0.005	0.157	1,103,237.67	1,103,178.08	146.67	3.75	0.9999	14	0.04	0.0002
					0.005	0.157	1,103,237.67	1,103,178.08	146.67	3.75	0.9999	14	0.04	0.0002
					0.005	0.157	1,103,237.67	1,103,178.08	146.67	3.75	0.9999	14	0.04	0.0002
FMPA Pool Loan Working Capital														
VP4560000	124586	Wells Fargo	11/04/2019	03/01/2022	0.010	0.010	55,744.11	55,744.11	0.00	0.45	1.0000	0	0.00	0.0000
					0.010	0.010	55,744.11	55,744.11	0.00	0.45	1.0000	0	0.00	0.0000
					0.010	0.010	55,744.11	55,744.11	0.00	0.45	1.0000	0	0.00	0.0000
FMPA PL HOMESTEAD PROJECT FUND 2021														
67983UHG1	125811	CP: OLDLLC	02/11/2022	08/16/2022	0.000	0.737	1,000,000.00	999,453.61	3,771.67	0.00	0.9962	168	0.46	0.0044
89114QCD8	125547	CORP: TD BANK	07/16/2021	12/01/2022	1.900	0.210	260,000.00	264,715.78	(6,029.40)	1,235.00	1.0232	275	0.75	0.0098
9128286Y1	125778	US Treasury	01/21/2022	06/15/2022	1.750	0.235	1,500,000.00	1,512,723.79	(9,041.58)	5,480.77	1.0060	106	0.29	0.0023
912828ZM5	125615	US Treasury	08/31/2021	04/30/2022	0.125	0.036	1,000,000.00	1,000,472.30	(585.93)	410.96	1.0006	60	0.17	0.0011
961214DQ3	125548	CORP: WESTPAC BANKNG	07/16/2021	06/28/2022	2.500	0.140	825,000.00	835,055.77	(18,477.42)	3,609.38	1.0224	119	0.33	0.0027
9612C1HW0	125691	CP: WESTPAC BANKING	11/01/2021	08/30/2022	0.000	0.244	600,000.00	599,277.74	1,208.00	0.00	0.9980	182	0.50	0.0050
N/A	125532	Goldman Sachs M-Mkt	06/28/2021	03/01/2022	0.010	0.010	1,158,148.86	1,158,148.86	0.00	8.34	1.0000	0	0.00	0.0000
					0.838	0.229	6,343,148.86	6,369,847.85	(29,154.66)	10,744.45	1.0046	105	0.29	0.0026
					0.838	0.229	6,343,148.86	6,369,847.85	(29,154.66)	10,744.45	1.0046	105	0.29	0.0026
FMPA PL HOMESTEAD DEBT SERVICE 2021														
N/A	125650	Goldman Sachs M-Mkt	09/24/2021	03/01/2022	0.010	0.010	0.05	0.05	0.00	0.00	1.0000	0	0.00	0.0000
					0.010	0.010	0.05	0.05	0.00	0.00	1.0000	0	0.00	0.0000
					0.010	0.010	0.05	0.05	0.00	0.00	1.0000	0	0.00	0.0000
Kissimmee Rate Stabilization Fund														
VP4560000	124581	Wells Fargo	11/04/2019	03/01/2022	0.010	0.010	161.86	161.86	0.00	0.00	1.0000	0	0.00	0.0000
					0.010	0.010	161.86	161.86	0.00	0.00	1.0000	0	0.00	0.0000
					0.010	0.010	161.86	161.86	0.00	0.00	1.0000	0	0.00	0.0000
FMPA PL BUSHNELL Debt Service														
N/A	124748	Goldman Sachs M-Mkt	12/10/2019	03/01/2022	0.010	0.010	1.63	1.63	0.00	0.00	1.0000	0	0.00	0.0000
					0.010	0.010	1.63	1.63	0.00	0.00	1.0000	0	0.00	0.0000
FMPA PL BUSHNELL Revenue Fund														
N/A	125799	Goldman Sachs M-Mkt	02/01/2022	03/01/2022	0.010	0.010	0.01	0.01	0.00	0.00	1.0000	0	0.00	0.0000
					0.010	0.010	0.01	0.01	0.00	0.00	1.0000	0	0.00	0.0000
					0.010	0.010	1.64	1.64	0.00	0.00	1.0000	0	0.00	0.0000

Investment Report

March 1, 2022

<u>CUSIP</u>	<u>ContNo</u>	<u>Issuer</u>	<u>Purchase Date</u>	<u>Maturity Date</u>	<u>Coupon</u>	<u>Yield to Maturity</u>	<u>Current Par</u>	<u>Market Value</u>	<u>(Premium)/Discount</u>	<u>Accrued Interest</u>	<u>Original Cost</u>	<u>Days To Maturity</u>	<u>Duration</u>	<u>Convexity</u>
St Lucie Contingency														
3133ELXW9	125036	FFCB	04/29/2020	04/27/2022	0.300	0.305	1,000,000.00	1,002,558.33	100.00	1,033.33	0.9999	57	0.16	0.0010
6944PL2B4	125378	CORP: PACIFIC LIFE	02/19/2021	06/24/2025	1.200	0.849	500,000.00	517,596.87	(7,450.00)	1,116.67	1.0149	1,211	3.25	0.1257
VP4560000	124587	Wells Fargo	11/04/2019	03/01/2022	0.010	0.010	811,432.04	811,432.04	0.00	6.54	1.0000	0	0.00	0.0000
					0.393	0.319	2,311,432.04	2,331,587.24	(7,350.00)	2,156.54	1.0032	287	0.77	0.0276
St Lucie Debt Service 2012A														
92646LCJ7	125781	CP: VICTORY REC	01/21/2022	03/18/2022	0.000	0.152	700,000.00	699,961.22	163.33	0.00	0.9998	17	0.05	0.0003
X9X9USDADM1	123467	MORGAN STANLEY LIQ	03/05/2019	03/01/2022	0.030	0.030	536,116.25	536,116.25	0.00	7.84	1.0000	0	0.00	0.0000
					0.013	0.099	1,236,116.25	1,236,077.47	163.33	7.84	0.9999	10	0.03	0.0001
St Lucie Debt Service 2013A														
X9X9USDADM1	123469	MORGAN STANLEY LIQ	03/05/2019	03/01/2022	0.030	0.030	646,250.31	646,250.31	0.00	12.92	1.0000	0	0.00	0.0000
					0.030	0.030	646,250.31	646,250.31	0.00	12.92	1.0000	0	0.00	0.0000
ST LUCIE DEBT SERVICE 2021A														
X9X9USDADM1	125669	MORGAN STANLEY LIQ	10/20/2021	03/01/2022	0.030	0.030	859,140.44	859,140.44	0.00	17.18	1.0000	0	0.00	0.0000
					0.030	0.030	859,140.44	859,140.44	0.00	17.18	1.0000	0	0.00	0.0000
St Lucie Debt Service Reserve 2012														
2284K1FT5	125635	CP: CROWN POINT CAPL	09/14/2021	06/27/2022	0.000	0.193	1,700,000.00	1,698,773.25	2,566.06	0.00	0.9985	118	0.32	0.0027
92646LCJ7	125780	CP: VICTORY REC	01/21/2022	03/18/2022	0.000	0.152	1,700,000.00	1,699,905.82	396.67	0.00	0.9998	17	0.05	0.0003
X9X9USDADM1	123468	MORGAN STANLEY LIQ	03/05/2019	03/01/2022	0.030	0.030	58,108.08	58,108.08	0.00	1.41	1.0000	0	0.00	0.0000
					0.001	0.170	3,458,108.08	3,456,787.15	2,962.73	1.41	0.9991	66	0.18	0.0014
St Lucie Decommissioning														
3133X8L34	109995	FHLB	07/28/2010	09/09/2024	5.365	3.850	500,000.00	604,518.89	(81,857.15)	12,816.39	1.1637	923	2.35	0.0731
59157UC16	125807	CP: Metlife	02/09/2022	03/01/2022	0.000	9.608	50,000,000.00	50,000,000.00	261,841.23	0.00	0.9948	0	0.00	0.0000
59157UC16	125808	CP: Metlife	02/09/2022	03/01/2022	0.000	9.608	44,589,000.00	44,589,000.00	233,504.77	0.00	0.9948	0	0.00	0.0000
912828B66	116602	US Treasury	02/28/2014	02/15/2024	2.750	2.640	400,000.00	433,784.01	(3,828.12)	425.41	1.0096	716	1.92	0.0490
91282CAZ4	125722	US Treasury	12/08/2021	11/30/2025	0.375	1.165	4,000,000.00	4,021,463.31	122,451.84	3,750.00	0.9694	1,370	3.73	0.1599
91282CBG5	125766	US Treasury	01/18/2022	01/31/2023	0.125	0.515	500,000.00	500,083.97	2,010.96	50.07	0.9960	336	0.92	0.0132
912833LQ1	116678	US Treasury	03/31/2014	02/15/2024	0.000	2.876	2,115,000.00	2,097,643.25	519,380.55	0.00	0.7544	716	1.96	0.0463
X9X9USDADM1	123464	MORGAN STANLEY LIQ	03/06/2019	03/01/2022	0.030	0.030	6,085.99	6,085.99	0.00	627.42	1.0000	0	0.00	0.0000
					0.052	9.037	102,110,085.99	102,252,579.42	1,053,504.08	17,669.29	0.9897	77	0.21	0.0078

Investment Report

March 1, 2022

<u>CUSIP</u>	<u>ContNo</u>	<u>Issuer</u>	<u>Purchase Date</u>	<u>Maturity Date</u>	<u>Coupon</u>	<u>Yield to Maturity</u>	<u>Current Par</u>	<u>Market Value</u>	<u>(Premium)/Discount</u>	<u>Accrued Interest</u>	<u>Original Cost</u>	<u>Days To Maturity</u>	<u>Duration</u>	<u>Convexity</u>
St Lucie General Reserve														
02088XFF0	125794	CP: ALPINE SEC LLC	01/31/2022	06/15/2022	0.000	0.447	1,000,000.00	999,361.69	1,650.00	0.00	0.9984	106	0.29	0.0023
05914GAC2	125396	MUNI: BALTIMORE CNTY	03/22/2021	08/01/2023	0.240	0.216	1,000,000.00	1,001,316.92	(570.00)	200.00	1.0006	518	1.42	0.0275
06406FAC7	122918	CORP: Bank of NY	12/21/2018	05/04/2026	2.800	3.670	2,000,000.00	2,226,106.79	111,512.24	18,200.00	0.9442	1,525	3.95	0.1833
09247XAJ0	125420	CORP: BLACKROCK	04/13/2021	06/01/2022	3.375	0.141	1,500,000.00	1,524,965.75	(54,915.00)	12,656.25	1.0366	92	0.25	0.0019
20632LER4	125640	CP: CONCORD MINUTE	09/30/2021	05/25/2022	0.000	0.152	3,000,000.00	2,998,552.77	2,962.50	0.00	0.9990	85	0.23	0.0017
3132X0L33	124992	FAMCA	03/30/2020	02/21/2023	2.770	0.783	500,000.00	529,689.72	(28,350.00)	384.72	1.0567	357	0.97	0.0151
3133EHWV1	122914	FFCB	12/20/2018	09/01/2026	2.400	2.991	2,000,000.00	2,187,300.00	80,720.00	24,000.00	0.9596	1,645	4.26	0.2109
3134GXBC7	125288	FHLMC	11/18/2020	11/18/2022	0.180	0.180	1,500,000.00	1,501,171.35	0.00	772.50	1.0000	262	0.72	0.0089
3135G05R0	125169	FNMA	08/11/2020	08/10/2023	0.300	0.338	1,000,000.00	999,540.00	1,142.00	175.00	0.9989	527	1.44	0.0283
387883YY1	125021	MUNI Grant Cnty Util	04/20/2020	01/01/2023	1.544	1.001	1,050,000.00	1,076,825.75	(15,151.50)	2,702.00	1.0144	306	0.84	0.0118
404280BA6	124986	CORP: HSBC	03/11/2020	05/25/2023	3.600	1.650	1,000,000.00	1,052,264.82	(60,620.00)	9,500.00	1.0606	450	1.21	0.0221
492674PNO	124980	Muni: Kettering, OH	03/10/2020	12/01/2023	2.000	0.859	280,000.00	294,687.40	(11,691.56)	1,400.00	1.0418	640	1.72	0.0403
53944REC8	125758	CP: LMA Americas	01/14/2022	05/12/2022	0.000	0.274	6,000,000.00	5,997,738.54	5,310.00	0.00	0.9991	72	0.20	0.0014
53944REX3	125692	CP: LMA Americas	11/01/2021	05/31/2022	0.000	0.173	2,000,000.00	1,998,930.08	1,992.78	0.00	0.9990	91	0.25	0.0019
59217GEE5	125360	CORP: METLIFE	01/29/2021	01/13/2023	1.950	0.260	1,000,000.00	1,018,464.02	(32,940.00)	2,600.00	1.0329	318	0.87	0.0123
606822AU8	124983	CORP: Mitsubishi UFG	03/10/2020	03/02/2025	3.777	1.625	1,000,000.00	1,126,116.28	(102,520.00)	18,780.08	1.1025	1,097	2.83	0.1004
61334ECZ97	125274	MUNI: Montgomery	10/29/2020	04/01/2022	4.000	0.201	1,000,000.00	1,019,872.10	(53,930.00)	16,666.67	1.0539	31	0.08	0.0005
613741KM8	125018	MUNI: Montgomery	04/20/2020	06/01/2022	1.941	1.061	1,000,000.00	1,029,932.50	(18,350.00)	4,852.50	1.0184	92	0.25	0.0020
62455BF18	125624	CP: Mountcliff Fund	09/09/2021	06/01/2022	0.000	0.193	1,000,000.00	999,456.04	1,398.61	0.00	0.9986	92	0.25	0.0019
64972CZ63	124988	MUNI:NYC HSG DEV	03/25/2020	05/01/2023	3.121	2.500	500,000.00	531,659.17	(9,195.00)	5,201.67	1.0184	426	1.14	0.0203
720424D64	125494	MUNI: PIERCE CNTY SC	05/13/2021	12/01/2024	0.681	0.435	1,000,000.00	1,015,034.56	(8,120.00)	1,702.50	1.0081	1,006	2.73	0.0903
75888XLW4	125715	CP: Regatta Funding	11/30/2021	11/30/2022	0.000	0.407	1,000,000.00	997,857.93	4,055.56	0.00	0.9959	274	0.75	0.0094
89236THF5	125570	CORP: Toyota Motor	08/13/2021	08/14/2023	0.500	0.341	2,000,000.00	2,011,047.00	(6,340.00)	472.22	1.0032	531	1.45	0.0288
89236THU2	125331	CORP: Toyota Motor	01/11/2021	01/11/2024	0.450	0.373	2,500,000.00	2,515,602.02	(5,750.00)	1,562.50	1.0023	681	1.86	0.0447
9128286Y1	125760	US Treasury	01/18/2022	06/15/2022	1.750	0.150	2,500,000.00	2,521,206.32	(16,251.33)	9,134.62	1.0065	106	0.29	0.0023
91282CBU4	125564	US Treasury	08/12/2021	03/31/2023	0.125	0.171	3,000,000.00	3,001,643.02	2,228.62	1,572.92	0.9993	395	1.08	0.0173
91282CDB4	125664	US Treasury	10/20/2021	10/15/2024	0.625	0.710	2,000,000.00	2,028,291.26	5,014.98	4,691.78	0.9975	959	2.60	0.0827
92818NGL6	124604	MUNI: VA STATE	11/20/2019	11/01/2024	2.200	2.101	2,000,000.00	2,130,486.67	(9,260.00)	14,666.67	1.0046	976	2.59	0.0839
VP4560000	124588	Wells Fargo	11/04/2019	03/01/2022	0.010	0.010	1,205,316.40	1,205,316.40	0.00	4.32	1.0000	0	0.00	0.0000
					1.072	0.734	46,535,316.40	47,540,436.87	(215,967.10)	151,898.92	1.0046	456	1.22	0.0370
ST LUCIE NUCLEAR FUEL STABILIZATION														
0347M3DL5	125776	CP: Anglesea Funding	01/20/2022	04/20/2022	0.000	0.254	1,200,000.00	1,199,730.66	750.00	0.00	0.9994	50	0.14	0.0009
16537MCJ6	125755	CP: CHESHAM FINANCE	01/14/2022	03/18/2022	0.000	0.141	1,500,000.00	1,499,916.23	367.50	0.00	0.9998	17	0.05	0.0003
VP4560000	124589	Wells Fargo	11/04/2019	03/01/2022	0.010	0.010	1,873,529.42	1,873,529.42	0.00	5.29	1.0000	0	0.00	0.0000
					0.004	0.117	4,573,529.42	4,573,176.31	1,117.50	5.29	0.9998	19	0.05	0.0003

Investment Report

March 1, 2022

CUSIP	ContNo	Issuer	Purchase Date	Maturity Date	Coupon	Yield to Maturity	Current Par	Market Value	(Premium)/Discount	Accrued Interest	Original Cost	Days To Maturity	Duration	Convexity
St Lucie O&M														
2284K1LU5	125717	CP: CROWN POINT CAPL	11/30/2021	11/28/2022	0.000	0.407	1,000,000.00	997,880.74	4,033.33	0.00	0.9960	272	0.74	0.0092
59217GEE5	125357	CORP: METLIFE	01/29/2021	01/13/2023	1.950	0.260	1,000,000.00	1,018,464.02	(32,940.00)	2,600.00	1.0329	318	0.87	0.0123
9128284S6	125490	US Treasury	05/12/2021	05/31/2023	2.750	0.158	1,000,000.00	1,039,616.72	(52,949.11)	6,951.39	0.0016	456	1.23	0.0225
91282CDV0	125789	US Treasury	01/31/2022	01/31/2024	0.875	1.172	1,000,000.00	1,014,652.93	5,859.38	700.97	0.9941	701	1.91	0.0471
N/A	125280	ST LUCIE SBA	11/05/2020	03/01/2022	0.180	0.180	2,023,432.86	2,023,432.86	0.00	233.24	1.0000	0	0.00	0.0000
VP4560000	124612	Wells Fargo	11/21/2019	03/01/2022	0.010	0.010	2,908,279.18	2,908,279.18	0.00	18.60	1.0000	0	0.00	0.0000
					0.668	0.268	8,931,712.04	9,002,326.45	(75,996.40)	10,504.20	0.8908	196	0.53	0.0102
St Lucie R&R														
05580AZL1	125438	CD: BMW NA	04/23/2021	10/23/2023	0.300	0.300	250,000.00	250,788.33	0.00	265.07	1.0000	601	1.64	0.0358
19464VEB2	125514	MUNI: COLLIER CNTY	06/09/2021	10/01/2024	2.000	0.500	1,000,000.00	1,054,942.54	(49,190.00)	8,333.33	1.0492	945	2.52	0.0794
20775CMH4	121805	MUNI: CONN HFA	03/09/2018	05/15/2022	1.950	2.370	500,000.00	509,090.83	8,325.00	2,870.83	0.9834	75	0.21	0.0015
3130A3KM5	121508	FHLB	12/28/2017	12/09/2022	2.500	2.265	750,000.00	789,935.15	(8,190.00)	4,223.90	1.0109	283	0.77	0.0105
38149MNV2	125478	CD: GOLDMAN SACHS	05/05/2021	05/05/2023	0.150	0.150	250,000.00	250,107.37	0.00	119.18	1.0000	430	1.18	0.0200
46849LTK7	125523	CORP: JACKSON NTL	06/10/2021	06/21/2024	2.650	0.844	560,000.00	594,916.62	(30,197.41)	2,885.56	1.0539	843	2.25	0.0647
59217GEE5	125359	CORP: METLIFE	01/29/2021	01/13/2023	1.950	0.260	500,000.00	509,232.01	(16,470.00)	1,300.00	1.0329	318	0.87	0.0123
75888XLW4	125714	CP: Regatta Funding	11/30/2021	11/30/2022	0.000	0.407	1,000,000.00	997,857.93	4,055.56	0.00	0.9959	274	0.75	0.0094
87165FC85	125675	CD: SYNCHRONY BANK	10/29/2021	10/28/2022	0.150	0.150	249,000.00	249,138.17	0.00	125.86	1.0000	241	0.66	0.0076
91282CBD2	125342	US Treasury	01/21/2021	12/31/2022	0.125	0.131	500,000.00	500,148.20	58.79	105.90	0.9999	305	0.84	0.0114
91282CDB4	125663	US Treasury	10/20/2021	10/15/2024	0.625	0.710	1,000,000.00	1,014,145.63	2,507.49	2,345.89	0.9975	959	2.60	0.0827
VP4560000	124590	Wells Fargo	11/04/2019	03/01/2022	0.010	0.010	1,285,031.83	1,285,031.83	0.00	11.23	1.0000	0	0.00	0.0000
					1.040	0.680	7,844,031.83	8,005,334.61	(89,100.57)	22,586.75	1.0114	450	1.22	0.0311
STL Pool Summary					0.394	5.415	178,505,722.80	179,903,696.27	669,333.57	204,860.34	0.9904	198	0.53	0.0164
Stanton Contingency														
61334ECZ97	125273	MUNI: Montgomery	10/29/2020	04/01/2022	4.000	0.201	1,000,000.00	1,019,872.10	(53,930.00)	16,666.67	1.0539	31	0.08	0.0005
VP4560000	124591	Wells Fargo	11/04/2019	03/01/2022	0.010	0.010	68,744.85	68,744.85	0.00	0.55	1.0000	0	0.00	0.0000
					3.743	0.188	1,068,744.85	1,088,616.95	(53,930.00)	16,667.22	1.0505	29	0.08	0.0005

Investment Report

March 1, 2022

CUSIP	ContNo	Issuer	Purchase Date	Maturity Date	Coupon	Yield to Maturity	Current Par	Market Value	(Premium)/Discount	Accrued Interest	Original Cost	Days To Maturity	Duration	Convexity
Stanton General Reserve														
3134GXBC7	125289	FHLMC	11/18/2020	11/18/2022	0.180	0.180	3,000,000.00	3,002,342.71	0.00	1,545.00	1.0000	262	0.72	0.0089
576051VX1	125492	MUNI: MASSWTR	05/13/2021	08/01/2024	1.862	0.413	1,000,000.00	1,041,938.74	(46,250.00)	1,551.67	1.0463	884	2.38	0.0708
59217GEE5	125361	CORP: METLIFE	01/29/2021	01/13/2023	1.950	0.260	500,000.00	509,232.01	(16,470.00)	1,300.00	1.0329	318	0.87	0.0123
61334ECZ97	125272	MUNI: Montgomery	10/29/2020	04/01/2022	4.000	0.201	1,700,000.00	1,733,782.57	(91,681.00)	28,333.33	1.0539	31	0.08	0.0005
64952WEK5	125761	CORP: NYLIFE	01/18/2022	01/14/2025	1.450	1.350	600,000.00	622,820.09	(1,751.53)	1,135.83	1.0029	1,050	2.82	0.0968
742718EB1	125585	CORP: Procter & Gamb	08/26/2021	08/15/2023	3.100	0.246	1,000,000.00	1,044,471.85	(56,030.00)	1,377.78	1.0560	532	1.43	0.0291
75951AAJ7	125641	CORP: Reliance Stand	09/30/2021	09/19/2023	3.850	0.565	1,000,000.00	1,074,776.03	(64,250.00)	17,325.00	1.0643	567	1.50	0.0325
87165HG53	125697	CD: SYNCHRONY BANK	11/05/2021	11/03/2022	0.200	0.199	250,000.00	250,253.91	0.00	158.90	1.0000	247	0.68	0.0079
91282CDB4	125665	US Treasury	10/20/2021	10/15/2024	0.625	0.710	2,000,000.00	2,028,291.26	5,014.98	4,691.78	0.9975	959	2.60	0.0827
VP4560000	124592	Wells Fargo	11/04/2019	03/01/2022	0.010	0.010	186,553.58	186,553.58	0.00	1.14	1.0000	0	0.00	0.0000
					1.718	0.402	11,236,553.58	11,494,462.75	(271,417.55)	57,420.43	1.0242	498	1.34	0.0348
Stanton O&M														
16536JFF9	125712	CP: CHESHAM FINANCE	11/30/2021	06/15/2022	0.000	0.223	1,000,000.00	999,361.69	1,203.89	0.00	0.9988	106	0.29	0.0023
3135G05R0	125171	FNMA	08/11/2020	08/10/2023	0.300	0.338	500,000.00	499,770.00	571.00	87.50	0.9989	527	1.44	0.0283
91282CBE0	125792	US Treasury	01/31/2022	01/15/2024	0.125	1.146	500,000.00	499,883.63	9,843.75	77.69	0.9803	685	1.88	0.0450
N/A	125281	STANTON SBA	11/05/2020	03/01/2022	0.180	0.180	775,454.87	775,454.87	0.00	70.80	1.0000	0	0.00	0.0000
VP4560000	124615	Wells Fargo	11/21/2019	03/01/2022	0.010	0.010	1,747,495.04	1,747,495.04	0.00	7.95	1.0000	0	0.00	0.0000
					0.082	0.248	4,522,949.91	4,521,965.23	11,618.64	243.94	0.9974	157	0.43	0.0086
Stanton R&R														
534239EC8	124335	MUNI: LINCOLN NE	09/30/2019	08/15/2022	3.000	1.696	1,000,000.00	1,049,683.33	(36,420.00)	1,333.33	1.0364	167	0.46	0.0045
91282CBD2	125346	US Treasury	01/21/2021	12/31/2022	0.125	0.131	1,500,000.00	1,500,444.61	176.39	317.71	0.9999	305	0.84	0.0114
92818NGL6	124605	MUNI: VA STATE	11/20/2019	11/01/2024	2.200	2.101	115,000.00	122,502.98	(532.45)	843.33	1.0046	976	2.59	0.0839
VP4560000	124596	Wells Fargo	11/04/2019	03/01/2022	0.010	0.010	1,102,787.72	1,102,787.72	0.00	8.10	1.0000	0	0.00	0.0000
					0.928	0.577	3,717,787.72	3,775,418.64	(36,776.06)	2,502.47	1.0099	198	0.54	0.0084
STN Pool Summary					1.320	0.389	20,546,036.06	20,880,463.57	(350,504.97)	76,834.06	1.0171	344	0.93	0.0225
Stanton II Contingency														
89236THU2	125334	CORP: Toyota Motor	01/11/2021	01/11/2024	0.450	0.373	500,000.00	503,120.41	(1,150.00)	312.50	1.0023	681	1.86	0.0447
91282CDB4	125667	US Treasury	10/20/2021	10/15/2024	0.625	0.710	500,000.00	507,072.81	1,253.75	1,172.95	0.9975	959	2.60	0.0827
VP4560000	124593	Wells Fargo	11/04/2019	03/01/2022	0.010	0.010	128,685.46	128,685.46	0.00	1.04	1.0000	0	0.00	0.0000
					0.477	0.481	1,128,685.46	1,138,878.68	103.75	1,486.49	0.9999	727	1.98	0.0564
Stanton II Debt Service 2012														
X9X9USDADM1	123459	MORGAN STANLEY LIQ	03/12/2019	03/01/2022	0.030	0.030	3,149,307.28	3,149,307.28	0.00	62.99	1.0000	0	0.00	0.0000
					0.030	0.030	3,149,307.28	3,149,307.28	0.00	62.99	1.0000	0	0.00	0.0000
STANTON II DEBT SERVICE 2017A														
X9X9USDADM1	123460	MORGAN STANLEY LIQ	03/12/2019	03/01/2022	0.030	0.030	375,803.74	375,803.74	0.00	7.51	1.0000	0	0.00	0.0000
					0.030	0.030	375,803.74	375,803.74	0.00	7.51	1.0000	0	0.00	0.0000

Investment Report

March 1, 2022

<u>CUSIP</u>	<u>ContNo</u>	<u>Issuer</u>	<u>Purchase Date</u>	<u>Maturity Date</u>	<u>Coupon</u>	<u>Yield to Maturity</u>	<u>Current Par</u>	<u>Market Value</u>	<u>(Premium)/Discount</u>	<u>Accrued Interest</u>	<u>Original Cost</u>	<u>Days To Maturity</u>	<u>Duration</u>	<u>Convexity</u>
STANTON II DEBT SERVICE 2017B														
16536JCW5	125754	CP: CHESHAM FINANCE	01/14/2022	03/30/2022	0.000	0.213	1,400,000.00	1,399,847.31	612.50	0.00	0.9996	29	0.08	0.0005
X9X9USDADM1	123461	MORGAN STANLEY LIQ	03/12/2019	03/01/2022	0.030	0.030	991,165.08	991,165.08	0.00	13.99	1.0000	0	0.00	0.0000
					0.012	0.137	2,391,165.08	2,391,012.39	612.50	13.99	0.9997	17	0.05	0.0003
STANTON II DEBT SERVICE POOLED LOAN 2020-1														
N/A	125215	Goldman Sachs M-Mkt	09/28/2020	03/01/2022	0.010	0.010	0.89	0.89	0.00	0.00	1.0000	0	0.00	0.0000
					0.010	0.010	0.89	0.89	0.00	0.00	1.0000	0	0.00	0.0000
Stanton II Debt Service Reserve 2012														
53944REX3	125693	CP: LMA Americas	11/01/2021	05/31/2022	0.000	0.173	3,000,000.00	2,998,395.11	2,989.17	0.00	0.9990	91	0.25	0.0019
X9X9USDADM1	123458	MORGAN STANLEY LIQ	03/12/2019	03/01/2022	0.030	0.030	1,236,044.06	1,236,044.06	0.00	29.87	1.0000	0	0.00	0.0000
					0.009	0.131	4,236,044.06	4,234,439.17	2,989.17	29.87	0.9993	64	0.18	0.0013

Investment Report

March 1, 2022

<u>CUSIP</u>	<u>ContNo</u>	<u>Issuer</u>	<u>Purchase Date</u>	<u>Maturity Date</u>	<u>Coupon</u>	<u>Yield to Maturity</u>	<u>Current Par</u>	<u>Market Value</u>	<u>(Premium)/Discount</u>	<u>Accrued Interest</u>	<u>Original Cost</u>	<u>Days To Maturity</u>	<u>Duration</u>	<u>Convexity</u>
Stanton II General Reserve														
00344NXX7	125516	MUNI: ABILENE TX	06/09/2021	02/15/2025	0.997	0.589	1,105,000.00	1,131,432.68	(16,398.20)	489.64	1.0148	1,082	2.93	0.1032
02007GKL6	123888	CD: ALLY BK	06/27/2019	06/27/2022	2.250	2.250	249,000.00	251,684.44	0.00	982.36	1.0000	118	0.32	0.0027
02587DS66	124131	CD: American Express	08/28/2019	05/24/2022	2.400	1.949	245,000.00	247,851.12	(2,920.40)	1,562.63	1.0119	84	0.23	0.0017
035771W67	123871	MUNI: CITY ANNAPOLIS	06/25/2019	08/01/2026	2.901	2.482	360,000.00	398,319.30	(9,756.00)	870.30	1.0271	1,614	4.19	0.2039
05580AYV0	125391	CD: BMW NA	03/12/2021	09/12/2023	0.200	0.200	248,000.00	248,352.91	0.00	231.01	1.0000	560	1.53	0.0316
14042RMC2	123874	CD: CAPITAL 1 NA	06/26/2019	06/26/2023	2.250	2.250	249,000.00	256,867.24	0.00	997.71	1.0000	482	1.30	0.0246
14042TAX5	123873	CD: CAPITAL 1 NA	06/26/2019	06/26/2023	2.250	2.250	249,000.00	256,867.24	0.00	997.71	1.0000	482	1.30	0.0246
15118RRP4	124230	CD: CELTIC BANK	08/30/2019	08/30/2027	2.000	2.000	250,000.00	270,746.05	0.00	13.70	1.0000	2,008	5.22	0.3085
17312QM97	124132	CD: Citibank	08/28/2019	06/15/2022	3.100	1.949	245,000.00	248,690.94	(7,634.20)	1,581.42	1.0312	106	0.29	0.0023
23223PFG7	125294	MUNI: Cuyahoga Cnty	12/04/2020	12/01/2023	1.828	0.300	1,000,000.00	1,033,538.66	(45,470.00)	4,570.00	1.0455	640	1.73	0.0401
254673ZL3	124129	CD: Discover Bank	08/28/2019	06/26/2026	2.650	2.200	250,000.00	275,310.05	(7,092.50)	1,179.79	1.0284	1,578	4.11	0.1962
31315PZS1	125349	FAMCA	01/20/2021	01/24/2023	2.130	2.156	300,000.00	313,213.25	150.00	656.75	0.9995	329	0.90	0.0132
38149MBW2	123875	CD: GOLDMAN SACHS	06/26/2019	06/26/2023	2.350	2.350	249,000.00	257,240.25	0.00	1,042.05	1.0000	482	1.30	0.0246
404280BA6	124985	CORP: HSBC	03/11/2020	05/25/2023	3.600	1.650	1,000,000.00	1,052,264.82	(60,620.00)	9,500.00	1.0606	450	1.21	0.0221
438670Q79	124456	MUNI: CTY HONOLULU	10/16/2019	11/01/2022	2.512	1.721	750,000.00	784,075.00	(17,325.00)	6,280.00	1.0231	245	0.66	0.0084
4423315T7	124242	MUNI: HOUSTON	09/10/2019	03/01/2024	1.950	1.845	500,000.00	521,250.00	(2,255.00)	4,875.00	1.0045	731	1.95	0.0506
45506DWT8	123872	MUNI: INDIANA STATE	06/25/2019	07/01/2027	2.816	2.532	950,000.00	1,033,850.17	(19,475.00)	4,458.67	1.0205	1,948	4.99	0.2830
459200HP9	123963	CORP: IBM	07/15/2019	08/01/2023	3.375	2.423	500,000.00	524,331.28	(18,235.00)	1,406.25	1.0365	518	1.39	0.0278
61760AV55	124127	CD: MORGAN	08/28/2019	08/22/2024	2.000	2.000	250,000.00	261,129.19	0.00	95.89	1.0000	905	2.43	0.0738
64966MEB1	124124	MUNI: NYC	08/28/2019	08/01/2027	2.520	2.128	300,000.00	314,109.00	(8,526.00)	630.00	1.0284	1,979	5.11	0.2944
64966MGL7	123854	MUNI: NYC Trans Fin	06/21/2019	12/01/2024	2.900	2.355	2,875,000.00	3,112,733.75	(79,522.50)	20,843.75	1.0277	1,006	2.66	0.0879
64990AKS3	124122	MUNI: NYSHGR	08/28/2019	03/15/2022	2.950	1.872	160,000.00	166,969.46	(4,227.20)	2,177.46	1.0264	14	0.04	0.0002
67869TAD7	123970	MUNI: OKL CNTY SD	07/15/2019	06/01/2024	2.650	2.260	1,000,000.00	1,052,595.00	(17,870.00)	6,625.00	1.0179	823	2.20	0.0620
68607VT54	123966	MUNI: OREGON LOTTERY	07/15/2019	04/01/2025	2.946	2.270	1,000,000.00	1,101,241.83	(35,860.00)	12,356.83	1.0359	1,127	2.94	0.1067
69349LAG3	125381	CORP: PNC	02/19/2021	11/01/2022	2.700	0.305	750,000.00	769,967.61	(30,330.00)	6,750.00	1.0404	245	0.66	0.0084
70153RKR8	125407	CD: PARKWAY BK & TRT	03/30/2021	03/30/2023	0.150	0.150	248,000.00	248,154.94	0.00	154.92	1.0000	394	1.08	0.0173
73474TAR1	123965	MUNI: PORT OF MORROW	07/15/2019	09/01/2025	2.302	2.423	500,000.00	531,500.00	3,435.00	5,786.97	0.9931	1,280	3.36	0.1351
73723RH6	124121	MUNI: CITY OF PORTS	08/28/2019	02/01/2027	2.000	1.967	500,000.00	528,618.48	(1,140.00)	773.48	1.0023	1,798	4.72	0.2527
74153WCM9	125522	CORP: PRICOA GL FD	06/10/2021	09/01/2025	0.800	0.860	895,000.00	916,124.69	2,225.31	3,580.00	0.9975	1,280	3.45	0.1400
7954503Q6	123877	CD: SALLIE MAE	06/26/2019	06/27/2022	2.250	2.248	249,000.00	257,456.10	0.00	982.36	1.0000	118	0.32	0.0028
864784GR8	125296	MUNI: SUFFOLKVA	12/04/2020	06/01/2024	0.750	0.391	1,000,000.00	1,014,621.70	(12,440.00)	1,875.00	1.0124	823	2.24	0.0630
88213AGC3	124126	MUNI: TEXAS A&M UNIV	08/28/2019	05/15/2027	2.508	2.058	100,000.00	108,178.89	(3,175.00)	734.39	1.0318	1,901	4.90	0.2733
88213AHL2	123968	MUNI: TEXAS A&M UNIV	07/15/2019	05/15/2024	2.884	2.215	500,000.00	544,903.39	(15,195.00)	4,245.89	1.0304	806	2.14	0.0598
912828W89	121938	US Treasury	04/19/2018	03/31/2022	1.875	2.624	1,050,000.00	1,083,938.80	29,326.17	8,221.15	0.9721	30	0.08	0.0005
91282CBD2	125344	US Treasury	01/21/2021	12/31/2022	0.125	0.131	1,500,000.00	1,500,444.61	176.39	317.71	0.9999	305	0.84	0.0114
91282CDB4	125666	US Treasury	10/20/2021	10/15/2024	0.625	0.710	2,000,000.00	2,028,291.26	5,014.98	4,691.78	0.9975	959	2.60	0.0827

Investment Report

March 1, 2022

CUSIP	ContNo	Issuer	Purchase Date	Maturity Date	Coupon	Yield to Maturity	Current Par	Market Value	(Premium)/Discount	Accrued Interest	Original Cost	Days To Maturity	Duration	Convexity
Stanton II General Reserve (Continued)														
91282CDS7	125762	US Treasury	01/18/2022	01/15/2025	1.125	1.202	5,000,000.00	5,141,826.58	11,300.00	6,992.40	0.9977	1,051	2.84	0.0973
949763RK4	124130	CD: WELLS FARGO	08/28/2019	06/14/2022	3.100	1.949	245,000.00	247,437.31	(7,663.60)	312.12	1.0313	105	0.29	0.0024
VP4560000	124594	Wells Fargo	11/04/2019	03/01/2022	0.010	0.010	591,499.55	591,499.55	0.00	4.12	1.0000	0	0.00	0.0000
					1.824	1.475	29,412,499.55	30,627,627.54	(371,502.75)	129,846.21	1.0126	845	2.25	0.0806
Stanton II O&M														
05565EBM6	125647	CORP: BMW	10/01/2021	04/06/2023	3.800	0.436	1,000,000.00	1,055,587.85	(50,700.00)	15,305.56	1.0507	401	1.07	0.0184
110122CY2	125630	CORP: Bristol-Myers	09/13/2021	02/15/2023	2.750	0.389	800,000.00	821,054.04	(26,760.00)	977.78	1.0335	351	0.95	0.0145
3135G05T6	125536	FNMA	07/08/2021	08/18/2023	0.350	0.291	1,000,000.00	1,002,820.77	(1,250.00)	126.39	1.0013	535	1.46	0.0291
377373AL9	125520	CORP: GLAXOSMITH	06/10/2021	10/01/2023	0.534	0.373	1,000,000.00	1,008,457.54	(3,690.00)	2,225.00	1.0037	579	1.58	0.0338
62455BFF7	125713	CP: Mountcliff Fund	11/30/2021	06/15/2022	0.000	0.233	2,000,000.00	1,998,723.38	2,517.22	0.00	0.9987	106	0.29	0.0023
91282CBE0	125791	US Treasury	01/31/2022	01/15/2024	0.125	1.146	500,000.00	499,883.63	9,843.74	77.69	0.9803	685	1.88	0.0450
N/A	125282	STANTON II SBA	11/05/2020	03/01/2022	0.180	0.180	2,093,770.21	2,093,770.21	0.00	183.29	1.0000	0	0.00	0.0000
VP4560000	125385	Wells Fargo	12/31/2020	03/01/2022	0.010	0.010	2,097,451.92	2,097,451.92	0.00	6.13	1.0000	0	0.00	0.0000
					0.700	0.272	10,491,222.13	10,577,749.34	(70,039.04)	18,901.84	1.0067	224	0.61	0.0114
STANTON II PROJECT FUND 2020 POOLED LOAN														
N/A	125118	Goldman Sachs M-Mkt	06/25/2020	03/01/2022	0.010	0.010	0.05	0.05	0.00	0.00	1.0000	0	0.00	0.0000
					0.010	0.010	0.05	0.05	0.00	0.00	1.0000	0	0.00	0.0000
Stanton II R&R														
15654VAR9	125638	CORP: Century Housin	09/16/2021	02/15/2023	0.300	0.300	500,000.00	501,168.99	0.00	316.67	1.0000	351	0.96	0.0143
3133ENLB4	125763	FFCB	01/18/2022	01/18/2023	0.460	0.500	500,000.00	501,658.13	200.00	274.72	0.9996	323	0.88	0.0124
742718EB1	125586	CORP: Procter & Gamb	08/26/2021	08/15/2023	3.100	0.246	300,000.00	313,341.56	(16,809.00)	413.33	1.0560	532	1.43	0.0291
87165FC85	125676	CD: SYNCHRONY BANK	10/29/2021	10/28/2022	0.150	0.150	249,000.00	249,138.17	0.00	125.86	1.0000	241	0.66	0.0076
89236THU2	125332	CORP: TOYOTA	01/11/2021	01/11/2024	0.450	0.373	500,000.00	503,120.41	(1,150.00)	312.50	1.0023	681	1.86	0.0447
90348JT34	125639	CD: UBS BANK	09/22/2021	09/22/2023	0.350	0.350	250,000.00	250,722.93	0.00	16.78	1.0000	570	1.56	0.0327
VP4560000	124595	Wells Fargo	11/04/2019	03/01/2022	0.010	0.010	1,773,451.97	1,773,451.97	0.00	11.02	1.0000	0	0.00	0.0000
					0.412	0.197	4,072,451.97	4,092,602.16	(17,759.00)	1,470.88	1.0044	255	0.70	0.0134
STANTON II REVENUE FUND 2020 POOLED LOAN														
N/A	125409	Goldman Sachs M-Mkt	03/29/2021	03/01/2022	0.010	0.010	0.01	0.01	0.00	0.00	1.0000	0	0.00	0.0000
					0.010	0.010	0.01	0.01	0.00	0.00	1.0000	0	0.00	0.0000
STANTON II SUBORDINATED DEBT FUND 2020														
X9X9USDADM1	125145	MORGAN STANLEY LIQ	07/27/2020	03/01/2022	0.030	0.030	238,441.40	238,441.40	0.00	4.77	1.0000	0	0.00	0.0000
					0.030	0.030	238,441.40	238,441.40	0.00	4.77	1.0000	0	0.00	0.0000
		STN2 Pool Summary			1.142	0.875	55,495,621.62	56,825,862.65	(455,595.37)	151,824.55	1.0082	529	1.42	0.0471

Investment Report

March 1, 2022

<u>CUSIP</u>	<u>ContNo</u>	<u>Issuer</u>	<u>Purchase Date</u>	<u>Maturity Date</u>	<u>Coupon</u>	<u>Yield to Maturity</u>	<u>Current Par</u>	<u>Market Value</u>	<u>(Premium)/Discount</u>	<u>Accrued Interest</u>	<u>Original Cost</u>	<u>Days To Maturity</u>	<u>Duration</u>	<u>Convexity</u>
Tri City Contingency														
05531FBJ1	125619	CORP: Truist	09/02/2021	03/16/2023	2.200	0.359	150,000.00	154,754.44	(4,233.00)	1,512.50	1.0282	380	1.02	0.0168
07371AWK5	125797	CD: Beal Bank	02/02/2022	05/03/2023	0.400	0.400	250,000.00	250,795.34	0.00	74.59	1.0000	428	1.17	0.0199
91282CDB4	125668	US Treasury	10/20/2021	10/15/2024	0.625	0.710	700,000.00	709,901.94	1,755.24	1,642.12	0.9975	959	2.60	0.0827
VP4560000	124597	Wells Fargo	11/04/2019	03/01/2022	0.010	0.010	33,530.93	33,530.93	0.00	0.41	1.0000	0	0.00	0.0000
					0.766	0.575	1,133,530.93	1,148,982.65	(2,477.76)	3,229.62	1.0022	737	2.00	0.0577
Tri City General Reserve														
05531FBJ1	125620	CORP: Truist	09/02/2021	03/16/2023	2.200	0.359	100,000.00	103,169.63	(2,822.00)	1,008.33	1.0282	380	1.02	0.0168
31422XTC6	125785	FAMCA	01/26/2022	01/26/2024	0.875	0.940	250,000.00	253,497.33	321.22	212.67	0.9987	696	1.89	0.0465
89235MKZ3	125466	CD: TOYOTA FIN BK	04/30/2021	05/01/2023	0.200	0.200	250,000.00	250,303.30	0.00	168.49	1.0000	426	1.16	0.0197
VP4560000	124598	Wells Fargo	11/04/2019	03/01/2022	0.010	0.010	130,960.56	130,960.56	0.00	0.97	1.0000	0	0.00	0.0000
					0.670	0.441	730,960.56	737,930.82	(2,500.78)	1,390.46	1.0034	436	1.19	0.0249
Tri City O&M														
91282CBE0	125793	US Treasury	01/31/2022	01/15/2024	0.125	1.146	250,000.00	249,941.81	4,921.87	38.85	0.9803	685	1.88	0.0450
N/A	125283	TRI CITY SBA	11/05/2020	03/01/2022	0.180	0.180	107,087.73	107,087.73	0.00	1.34	1.0000	0	0.00	0.0000
VP4560000	124614	Wells Fargo	11/21/2019	03/01/2022	0.010	0.010	262,292.00	262,292.00	0.00	2.32	1.0000	0	0.00	0.0000
					0.086	0.498	619,379.73	619,321.54	4,921.87	42.51	0.9921	276	0.76	0.0182
Tri City R&R														
05914GAC2	125395	MUNI: BALTIMORE CNTY	03/22/2021	08/01/2023	0.240	0.216	250,000.00	250,329.23	(142.50)	50.00	1.0006	518	1.42	0.0275
313385XN1	125815	FHLB	02/28/2022	06/01/2022	0.000	0.386	250,000.00	249,917.06	245.42	0.00	0.9990	92	0.25	0.0019
3133ELNE0	125810	FFCB	02/11/2022	02/14/2024	1.430	1.537	250,000.00	256,232.94	525.00	168.82	0.9979	715	1.94	0.0487
87165FC85	125677	CD: SYNCHRONY BANK	10/29/2021	10/28/2022	0.150	0.150	249,000.00	249,138.17	0.00	125.86	1.0000	241	0.66	0.0076
VP4560000	124578	Wells Fargo	11/04/2019	03/01/2022	0.010	0.010	314,322.74	314,322.74	0.00	3.36	1.0000	0	0.00	0.0000
					0.349	0.438	1,313,322.74	1,319,940.14	627.92	348.04	0.9995	298	0.81	0.0163
		TRI Pool Summary			0.492	0.489	3,797,193.96	3,826,175.15	571.25	5,010.63	0.9998	452	1.23	0.0306
FMFA AS AGENT FOR UTILITIES COMMISSION NEW SMYRNA BEACH														
05600LAB2	125728	CORP: BMW	12/22/2021	08/14/2024	2.400	1.130	5,000,000.00	5,278,544.75	(165,000.00)	5,666.67	1.0330	897	2.40	0.0724
3130AQF57	125732	FHLB	12/22/2021	12/22/2023	0.625	0.721	4,500,000.00	4,541,591.15	8,568.00	5,390.63	0.9981	661	1.80	0.0424
3133ENHR4	125730	FFCB	12/22/2021	12/20/2023	0.680	0.705	4,500,000.00	4,546,594.55	2,224.45	6,035.00	0.9995	659	1.79	0.0422
31422XRZ7	125733	FAMCA	12/27/2021	12/27/2024	0.940	0.930	2,500,000.00	2,553,640.31	(725.00)	4,177.78	1.0003	1,032	2.79	0.0942
718172BMO	125727	CORP: PHILLIP MORRIS	12/22/2021	11/10/2024	3.250	1.080	4,306,000.00	4,704,035.82	(264,517.58)	43,149.71	1.0614	985	2.59	0.0845
75888XML7	125731	CP: Regatta Funding	12/22/2021	12/20/2022	0.000	0.663	2,100,000.00	2,095,010.63	13,763.75	0.00	0.9934	294	0.80	0.0105
912828YY0	125787	US Treasury	01/27/2022	12/31/2024	1.750	1.232	4,880,000.00	5,110,262.87	(72,472.49)	14,076.92	1.0149	1,036	2.77	0.0941
91282CBU4	125735	US Treasury	12/22/2021	03/31/2023	0.125	0.459	1,640,000.00	1,640,892.59	6,959.65	859.86	0.9958	395	1.08	0.0173
N/A	125737	UCNSB SBA	12/20/2021	03/01/2022	0.180	0.180	10,002,832.59	10,002,832.59	0.00	1,152.97	1.0000	0	0.00	0.0000
VP4560000	125725	Wells Fargo	12/20/2021	03/01/2022	0.010	0.010	66,849.84	66,849.84	0.00	0.29	1.0000	0	0.00	0.0000
					1.133	0.734	39,495,682.43	40,540,255.10	(471,199.22)	80,509.83	1.0119	597	1.60	0.0469
		UCNS Pool Summary			1.133	0.734	39,495,682.43	40,540,255.10	(471,199.22)	80,509.83	1.0119	597	1.60	0.0469

