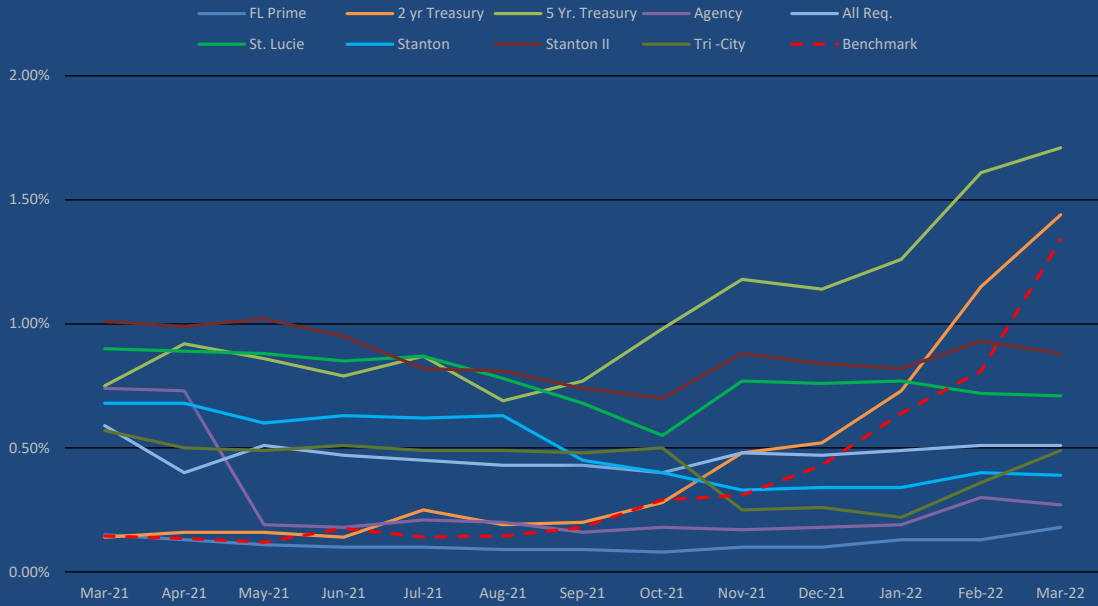
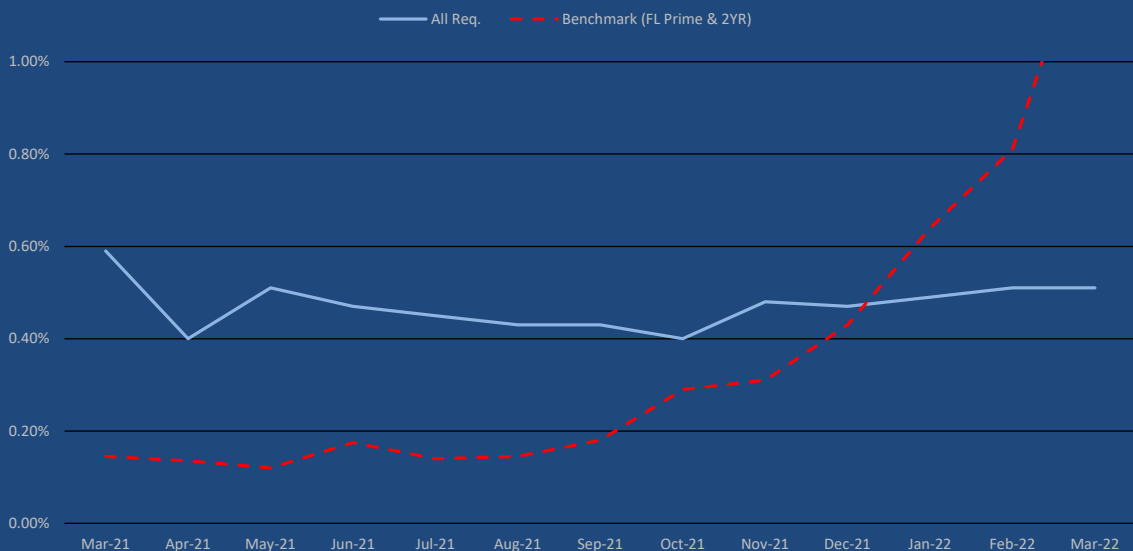


**FMPA BOD Projects Total Weighted Average Yield vs.
Florida Prime and 2 YR & 5YR Treasury
(MAR 2021 - MAR 2022)**



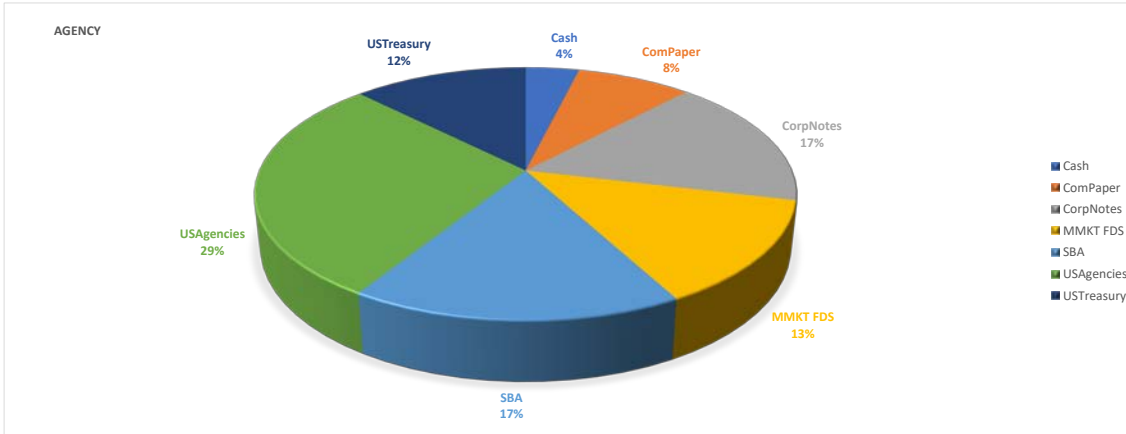
Month	FL Prime	2 yr Treasury	5 Yr. Treasury	Agency	All Req.	St. Lucie	Stanton	Stanton II	Tri-City
2/28/2021	0.15%	0.14%	0.75%	0.74%	0.59%	0.90%	0.68%	1.01%	0.57%
3/31/2021	0.13%	0.16%	0.92%	0.73%	0.40%	0.89%	0.68%	0.99%	0.50%
4/30/2021	0.11%	0.16%	0.86%	0.19%	0.51%	0.88%	0.60%	1.02%	0.49%
5/31/2021	0.10%	0.14%	0.79%	0.18%	0.47%	0.85%	0.63%	0.95%	0.51%
6/30/2021	0.10%	0.25%	0.87%	0.21%	0.45%	0.87%	0.62%	0.82%	0.49%
7/31/2021	0.09%	0.19%	0.69%	0.20%	0.43%	0.78%	0.63%	0.81%	0.49%
8/31/2021	0.09%	0.20%	0.77%	0.16%	0.43%	0.68%	0.45%	0.74%	0.48%
9/30/2021	0.08%	0.28%	0.98%	0.18%	0.40%	0.55%	0.40%	0.70%	0.50%
10/31/2021	0.10%	0.48%	1.18%	0.17%	0.48%	0.77%	0.33%	0.88%	0.25%
11/30/2021	0.10%	0.52%	1.14%	0.18%	0.47%	0.76%	0.34%	0.84%	0.26%
12/31/2021	0.13%	0.73%	1.26%	0.19%	0.49%	0.77%	0.34%	0.82%	0.22%
1/31/2022	0.13%	1.15%	1.61%	0.30%	0.51%	0.72%	0.40%	0.93%	0.36%
2/28/2022	0.18%	1.44%	1.71%	0.27%	0.51%	0.71%	0.39%	0.88%	0.49%
3/31/2022	0.40%	2.28%	2.42%	0.35%	0.57%	0.77%	0.45%	0.84%	0.42%

**FMPA All-Requirements Total Weighted Average Yield vs.
Florida Prime and 2 Year Treasury
(MAR 2021 - MAR 2022)**

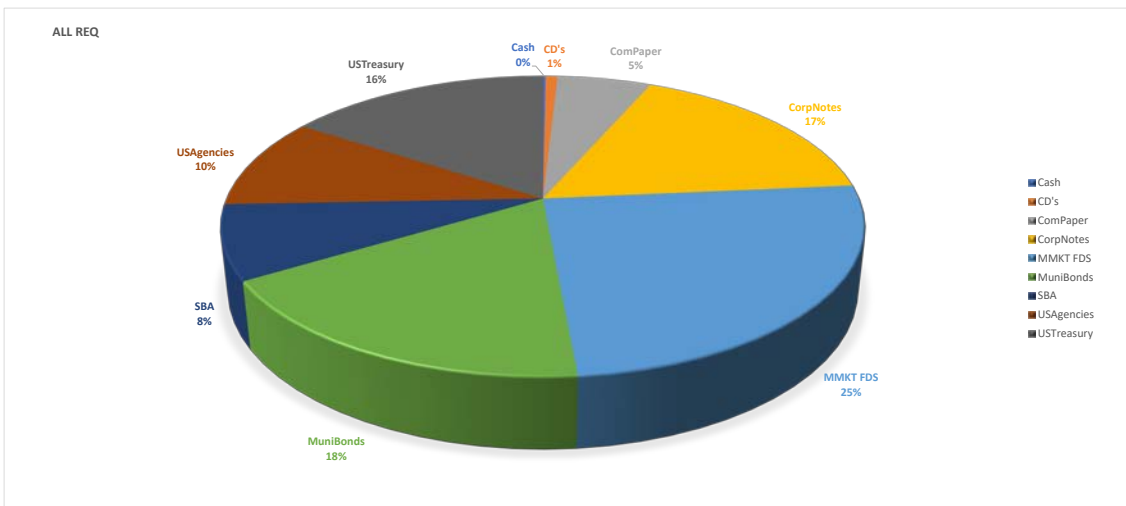


FMPA_MonthlyDiversification_MARCH 2022

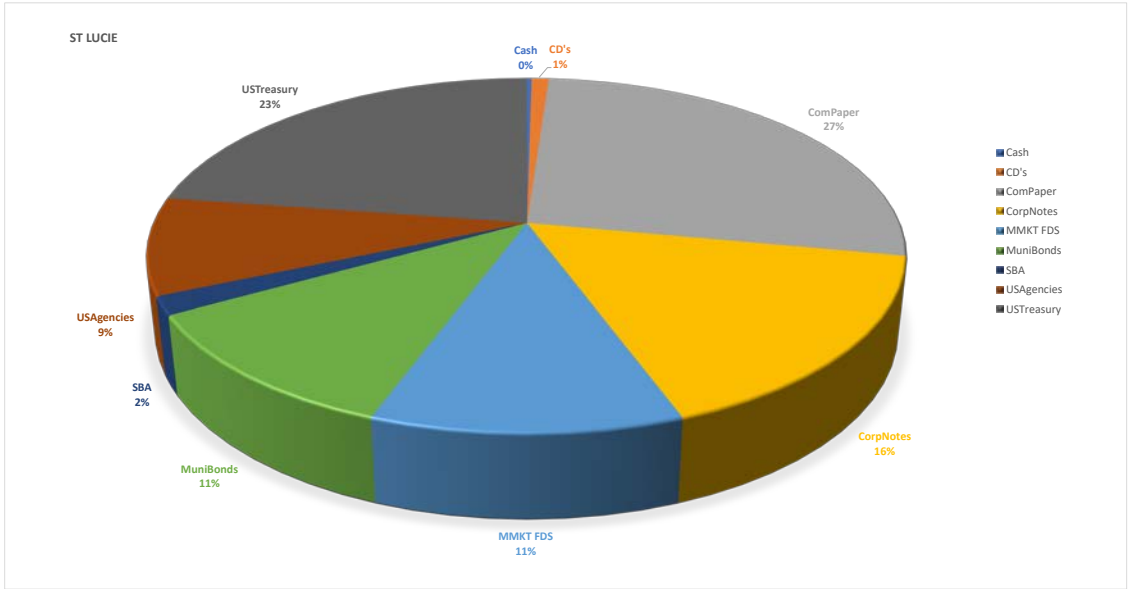
Sum of value	Column Labels	ComPaper	CorpNotes	MMKT FDS	SBA	USAgencies	USTreasury	Grand Total
Row Labels	Cash							
AGN	465,645.89							465,645.89
AGN-O&M		999,966.91	2,053,243.26	1,635,778.05	2,050,285.33	3,507,212.28	1,522,748.50	11,769,234.33
Grand Total	465,645.89	999,966.91	2,053,243.26	1,635,778.05	2,050,285.33	3,507,212.28	1,522,748.50	12,234,880.22
% OF TOTAL	4%	8%	17%	13%	17%	29%	12%	100%



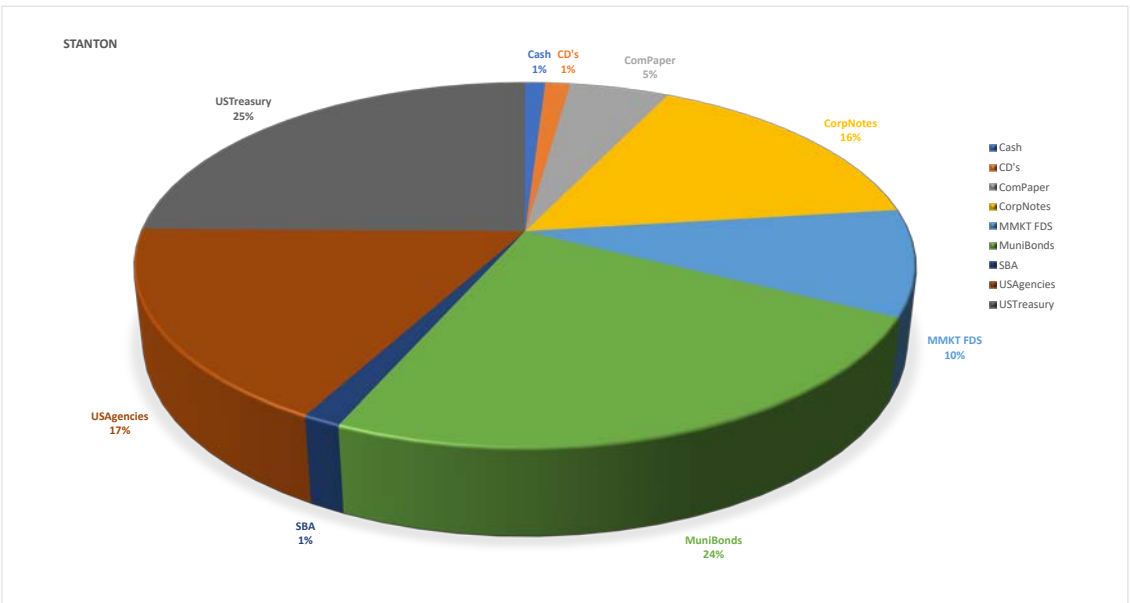
Sum of value	Column Labels	CD's	ComPaper	CorpNotes	MMKT FDS	MuniBonds	SBA	USAgencies	USTreasury	Grand Total
Row Labels	Cash									
ARP	450,000.00									450,000.00
ARP-GEN		501,198.77			590,875.59			1,001,122.02	3,149,829.61	5,243,025.99
ARP-O&M		1,029,536.52		2,555,779.49	26,503,765.52	5,661,817.47	20,642,849.62	6,509,165.23	23,444,757.01	86,347,670.86
ARP-R&R		250,361.33		5,050,993.45	1,262,003.44	8,528,909.52		5,889,381.56	4,427,102.98	25,408,752.28
ARP-SOLAR		251,472.26		3,509,959.32	25,865.50					3,787,297.08
ARP RPA			2,999,870.32		631,922.81					3,631,793.13
ARP-21ACON			9,936,196.70		786,393.85	3,273,764.12	675.15		13,008,555.85	27,005,585.67
ARP-21BSUB			2,999,128.00	35,897,762.45	100,735.22	32,501,823.20	1,989,660.16	14,371,076.84		87,860,185.87
ARP-CONT				1,055,637.34	82,598.11	307,374.45				1,445,609.90
ARP-2019A					1,881,097.97					1,881,097.97
ARP-2019B					885,335.61					885,335.61
ARP-21A DS					607,757.62					607,757.62
ARP-21B DS					1,319,608.56					1,319,608.56
ARP-CON13A					1,744,748.95				560,914.76	2,305,663.71
ARP-DS15B					5,557,407.04					5,557,407.04
ARP-DS16A					21,779,261.97					21,779,261.97
ARP-DS17A					1,741,329.34					1,741,329.34
ARP-DS17B					4,099,958.41					4,099,958.41
ARP-DS18A					1,059,708.95					1,059,708.95
ARP-SUBDBT					2.51					2.51
Grand Total	450,000.00	2,032,568.88	15,935,195.02	48,070,132.05	70,660,376.97	50,273,688.76	22,633,184.93	27,770,745.65	44,591,160.21	282,417,052.47
% OF TOTAL	0.16%	0.72%	6%	17%	25%	18%	8%	10%	16%	100.00%



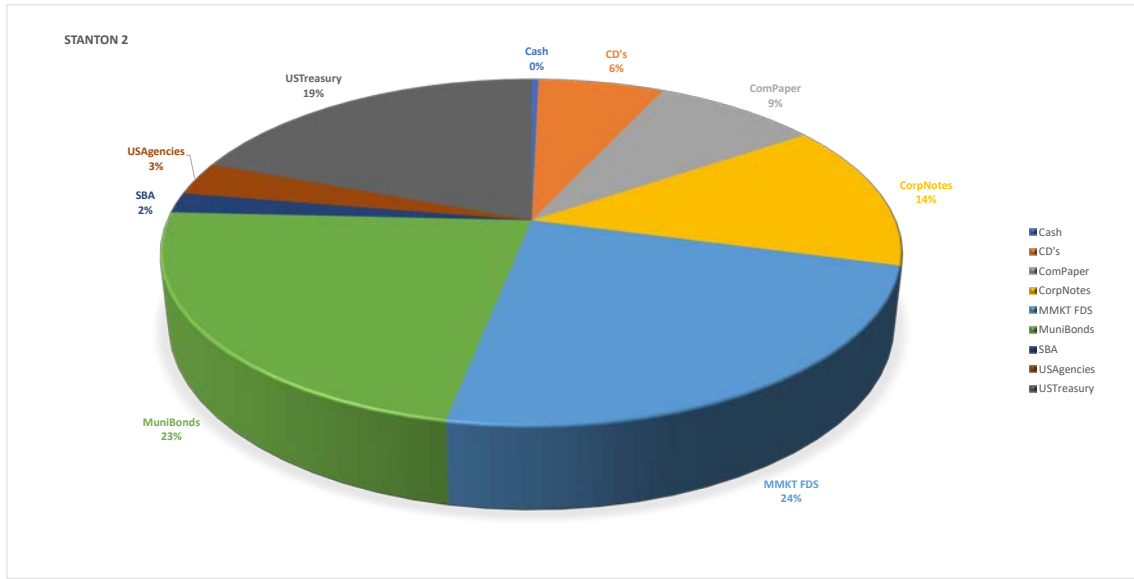
Sum of value	Column Labels									
Row Labels	Cash	CD's	ComPaper	CorpNotes	MMKT FDS	MuniBonds	SBA	USAgencies	USTreasury	Grand Total
SL	200,000.00									200,000.00
STL-R&R		750,158.88	998,203.88	1,104,337.22	40,053.99	1,555,066.12		791,531.99	2,019,019.30	7,258,371.38
STL NFS			4,199,271.00		169,091.29					4,368,362.29
STL-12-DSR			1,699,145.90		1,758,109.20					3,457,255.10
STL-GEN			15,194,495.26	11,458,244.96	820,504.11	8,088,850.76		5,223,297.44	7,550,326.19	48,335,718.72
STL-O&M			998,224.99	1,018,591.23	3,507,236.70		1,423,848.72		2,054,586.71	9,002,488.35
STL-CONT				517,810.23	55,151.10			1,002,808.33	767,835.18	2,343,604.84
STL-12-DS					1,481,414.48					1,481,414.48
STL-DS13A					775,432.58					775,432.58
STL-DS21A					1,030,977.56					1,030,977.56
STL-DECOM								593,341.81	7,055,923.50	7,649,265.31
Grand Total	200,000.00	750,158.88	23,089,341.03	14,098,983.64	9,637,971.01	9,643,916.88	1,423,848.72	7,610,979.57	19,447,690.88	85,902,890.61
% OF TOTAL	0%	1%	27%	16%	11%	11%	2%	9%	23%	100%



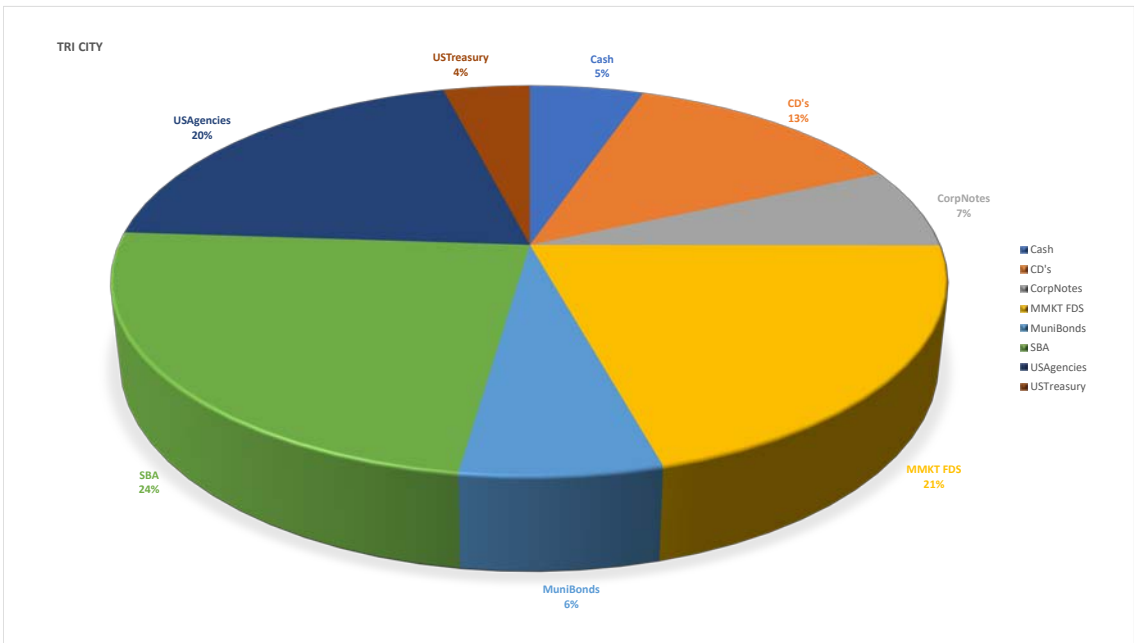
Sum of value	Column Labels									
Row Labels	Cash	CD's	ComPaper	CorpNotes	MMKT FDS	MuniBonds	SBA	USAgencies	USTreasury	Grand Total
STN	200,000.00									200,000.00
STN-GEN		250,286.23		3,232,586.31	247,685.73	2,742,150.17		3,002,727.10	2,028,758.77	11,504,194.31
STN-O&M			999,597.89		1,347,059.12		275,627.36	499,895.00	499,968.15	3,622,147.52
STN-CONT					68,745.38	1,000,000.00		-		1,068,745.38
STN-R&R					247,031.76	1,174,904.17			2,509,488.76	3,931,424.69
Grand Total	200,000.00	250,286.23	999,597.89	3,232,586.31	1,910,521.99	4,917,054.34	275,627.36	3,502,622.10	5,038,215.68	20,326,511.90
% of TOTAL	1%	1%	5%	16%	9%	24%	1%	17%	25%	100%



Sum of value	Column Labels	CD's	ComPaper	CorpNotes	MMKT FDS	MuniBonds	SBA	USAgencies	USTreasury	Grand Total
Row Labels	Cash									
STN2	200,000.00									200,000.00
STN2-GEN		3,327,564.49		3,259,823.36	1,896,751.92	13,218,185.40		313,745.75	8,672,477.21	30,688,548.13
STN2-R&R		499,870.89		1,317,453.76	682,298.79			501,724.77	1,520,752.05	4,522,100.26
STN2-12DSR			2,999,128.00		1,236,068.70					4,235,196.70
STN2-O&M			1,999,195.79	2,885,503.21	2,600,503.73		1,094,145.86	1,003,007.08	499,968.15	10,082,323.82
STN2-CONT				503,205.75	128,686.45				-	1,139,081.89
STN2-12DS					3,779,192.54					3,779,192.54
STN2-DS17A					450,943.36					450,943.36
STN2-DS17B					2,869,269.13					2,869,269.13
STN2-DS20					286,079.33					286,079.33
STN2-PR20					0.05					0.05
STN2-REV20					3,750.01					3,750.01
STN2-SUBDT					46.74					46.74
Grand Total	200,000.00	3,827,435.38	4,998,323.79	7,965,986.08	13,933,590.75	13,218,185.40	1,094,145.86	1,818,477.60	11,200,387.10	58,256,531.96
% OF TOTAL	0%	7%	9%	14%	24%	23%	2%	3%	19%	100%



Sum of value	Column Labels	CD's	CorpNotes	MMKT FDS	MuniBonds	SBA	USAgencies	USTreasury	Grand Total
Row Labels	Cash								
TC	200,000.00								200,000.00
TRI-GEN		250,345.65	102,083.25	144,561.48			253,551.42		750,541.80
TRI-R&R		249,170.23		370,503.33	250,370.23		506,262.32		1,376,306.11
TRI-CONT			153,124.86	19,551.54				152,156.91	324,833.31
TRI-O&M				252,863.63		907,127.13			1,159,990.76
Grand Total	200,000.00	499,515.88	255,208.11	787,479.98	250,370.23	907,127.13	759,813.74	152,156.91	3,811,671.98
% OF TOTAL	5%	13%	7%	21%	7%	24%	20%	4%	100%



Investment Report

April 1, 2022

<u>CUSIP</u>	<u>ContNo</u>	<u>Issuer</u>	<u>Purchase Date</u>	<u>Maturity Date</u>	<u>Coupon</u>	<u>Yield to Maturity</u>	<u>Current Par</u>	<u>Market Value</u>	<u>(Premium)/Discount</u>	<u>Accrued Interest</u>	<u>Original Cost</u>	<u>Days To Maturity</u>	<u>Duration</u>	<u>Convexity</u>
Agency O&M														
00850VDC3	125433	CP: AGRI BK CHINA NY	04/22/2021	04/12/2022	0.000	0.295	1,000,000.00	999,966.91	2,859.72	0.00	0.9971	11	0.03	0.0002
3133ENLB4	125764	FFCB	01/18/2022	01/18/2023	0.460	0.500	1,000,000.00	1,003,449.55	400.00	932.78	0.9996	292	0.80	0.0106
3135G05T6	125535	FNMA	07/08/2021	08/18/2023	0.350	0.291	500,000.00	501,503.54	(625.00)	209.03	1.0013	504	1.38	0.0263
31422XMA7	125616	FAMCA	09/01/2021	09/01/2023	0.230	0.210	2,000,000.00	2,002,259.19	(800.00)	383.33	1.0004	518	1.42	0.0275
377373AL9	125518	CORP: GLAXOSMITH	06/10/2021	10/01/2023	0.534	0.373	1,000,000.00	1,008,615.25	(3,690.00)	2,670.00	1.0037	548	1.50	0.0308
742718EB1	125587	CORP: Procter & Gamb	08/26/2021	08/15/2023	3.100	0.246	1,000,000.00	1,044,628.01	(56,030.00)	3,961.11	1.0560	501	1.35	0.0263
9128283U2	125750	US Treasury	01/14/2022	01/31/2023	2.375	0.510	1,000,000.00	1,022,780.35	(19,433.62)	3,936.46	1.0194	305	0.83	0.0116
91282CBE0	125790	US Treasury	01/31/2022	01/15/2024	0.125	1.146	500,000.00	499,968.15	9,843.74	131.22	0.9803	654	1.79	0.0415
N/A	125278	AGENCY SBA	11/05/2020	04/01/2022	0.400	0.400	2,050,285.33	2,050,285.33	0.00	505.62	1.0000	0	0.01	0.0000
VP4560000	124711	Wells Fargo	11/26/2019	04/01/2022	0.120	0.120	1,635,778.05	1,635,778.05	0.00	57.70	1.0000	0	0.01	0.0000
					0.700	0.349	11,686,063.38	11,769,234.33	(67,475.16)	12,787.25	1.0058	280	0.77	0.0144
AGN Pool Summary					0.700	0.349	11,686,063.38	11,769,234.33	(67,475.16)	12,787.25	1.0058	280	0.77	0.0144
ALL REQUIREMENTS 2013A CONSTRUCTION														
912828XG0	125765	US Treasury	01/18/2022	06/30/2022	2.125	0.240	550,000.00	560,914.76	(4,665.31)	2,921.88	1.0085	90	0.25	0.0019
N/A	116079	Goldman Sachs M-Mkt	09/17/2013	04/01/2022	0.010	0.010	1,744,748.95	1,744,748.95	0.00	3.20	1.0000	0	0.01	0.0000
					0.517	0.065	2,294,748.95	2,305,663.71	(4,665.31)	2,925.08	1.0020	22	0.07	0.0005
ALL REQUIREMENTS 2021A CONSTRUCTION														
00850VDN9	125444	CP: AGRI BK CHINA NY	04/27/2021	04/22/2022	0.000	0.305	5,000,000.00	4,999,640.24	15,000.00	0.00	0.9970	21	0.06	0.0003
2198X3DS3	125459	CP: CORP ANDINA	04/27/2021	04/26/2022	0.000	0.285	4,937,000.00	4,936,556.46	13,977.19	0.00	0.9972	25	0.07	0.0004
882724QX8	125679	MUNI: STATE OF TEXAS	10/29/2021	10/01/2022	1.614	0.121	3,250,000.00	3,273,764.12	(44,720.00)	26,227.50	1.0138	183	0.50	0.0055
912828ZH6	125673	US Treasury	10/28/2021	04/15/2023	0.250	0.304	2,500,000.00	2,506,219.65	1,952.51	2,876.71	0.9992	379	1.04	0.0164
91282CAP6	125683	US Treasury	10/29/2021	10/15/2023	0.125	0.486	2,500,000.00	2,501,021.98	17,579.46	1,458.33	0.9930	562	1.54	0.0318
91282CAR2	125455	US Treasury	04/27/2021	10/31/2022	0.125	0.125	2,000,000.00	2,001,278.49	(0.11)	1,062.50	1.0000	213	0.58	0.0064
91282CCU3	125602	US Treasury	08/31/2021	08/31/2023	0.125	0.203	6,000,000.00	6,000,035.73	9,375.00	662.98	0.9984	517	1.41	0.0273
N/A	125475	ARP 21A CONSTR SBA	04/30/2021	04/01/2022	0.400	0.400	675.15	675.15	0.00	0.17	1.0000	0	0.01	0.0000
N/A	125844	Goldman Sachs M-Mkt	02/28/2022	04/01/2022	0.010	0.010	786,393.85	786,393.85	0.00	6.06	1.0000	0	0.01	0.0000
					0.267	0.251	26,974,069.00	27,005,585.67	13,164.05	32,294.25	0.9995	249	0.68	0.0118

Investment Report

April 1, 2022

<u>CUSIP</u>	<u>ContNo</u>	<u>Issuer</u>	<u>Purchase Date</u>	<u>Maturity Date</u>	<u>Coupon</u>	<u>Yield to Maturity</u>	<u>Current Par</u>	<u>Market Value</u>	<u>(Premium)/Discount</u>	<u>Accrued Interest</u>	<u>Original Cost</u>	<u>Days To Maturity</u>	<u>Duration</u>	<u>Convexity</u>
ALL REQUIREMENTS 2021B SUBORDINATE BOND PROCEED														
02665WDL2	125449	CORP: HONDA	04/27/2021	07/08/2025	1.200	1.022	6,500,000.00	6,726,362.19	(47,385.00)	17,983.33	1.0073	1,194	3.21	0.1225
06406RAS6	125442	CORP: Bank of NY	04/27/2021	04/26/2024	0.500	0.487	5,000,000.00	5,046,468.87	(1,884.99)	10,763.89	1.0004	756	2.06	0.0540
10373QBJ8	125448	CORP: BP CAPITAL MKT	04/27/2021	04/06/2025	3.194	1.060	5,000,000.00	5,528,463.99	(410,799.99)	77,631.94	1.0822	1,101	2.87	0.1021
127145LF5	125506	MUNI: CACHE CNTY UT	05/27/2021	06/15/2025	3.000	0.660	1,975,000.00	2,168,118.99	(184,386.00)	17,445.83	1.0934	1,171	3.07	0.1146
160357XD6	125503	MUNI: CTY CHARLESTON	05/26/2021	03/01/2025	1.250	0.520	1,255,000.00	1,294,653.24	(34,098.35)	1,307.29	1.0272	1,065	2.88	0.0998
23223PFP7	125501	MUNI: Cuyahoga Cnty	05/21/2021	12/01/2023	4.000	0.093	2,500,000.00	2,692,737.50	(238,750.00)	33,333.33	1.0955	609	1.61	0.0365
235308D75	125460	MUNI: DALLAS TX SCH	04/27/2021	08/15/2025	4.000	0.700	6,110,000.00	6,915,701.62	(852,528.30)	31,228.89	1.1395	1,232	3.19	0.1235
3133EMWH1	125451	FFCB	04/27/2021	04/21/2025	0.710	0.710	3,000,000.00	3,051,157.33	0.00	9,585.00	1.0000	1,116	3.02	0.1089
3135G05X7	125450	FNMA	04/27/2021	08/25/2025	0.375	0.692	3,000,000.00	3,009,540.71	40,470.00	1,125.00	0.9865	1,242	3.38	0.1331
3135G06G3	125721	FNMA	12/08/2021	11/07/2025	0.500	1.192	5,000,000.00	5,043,116.73	131,900.00	10,000.00	0.9736	1,316	3.57	0.1479
3137EAEX3	125497	FHLMC	05/17/2021	09/23/2025	0.375	0.691	2,500,000.00	2,506,607.82	33,750.00	208.33	0.9865	1,271	3.46	0.1389
31422XTC6	125786	FAMCA	01/26/2022	01/26/2024	0.875	0.940	750,000.00	760,654.25	963.65	1,184.90	0.9987	665	1.81	0.0429
341271AD6	125458	MUNI: FLORIDA SBA	04/27/2021	07/01/2025	1.258	0.978	5,000,000.00	5,184,213.95	(57,150.00)	15,725.00	1.0114	1,187	3.19	0.1210
35569PFG3	125498	MUNI: FREDERICK CNTY	05/17/2021	08/01/2025	3.000	0.637	1,630,000.00	1,788,426.68	(159,560.70)	8,150.00	1.0979	1,218	3.19	0.1231
37331NAJ0	125441	CORP:GEORGIA-PAC IFIC	04/27/2021	09/30/2025	1.750	1.130	5,500,000.00	5,790,215.39	(146,841.42)	267.36	1.0267	1,278	3.41	0.1376
485106UW6	125461	Kansas City, MO	04/28/2021	04/01/2025	1.295	0.949	2,000,000.00	2,065,410.53	(26,600.00)	12,950.00	1.0133	1,096	2.94	0.1044
53944REX3	125694	CP: LMA Americas	11/01/2021	05/31/2022	0.000	0.173	3,000,000.00	2,999,128.00	2,989.17	0.00	0.9990	60	0.16	0.0011
68609TT81	125499	MUNI: Oregon State	05/18/2021	08/01/2025	0.803	0.666	1,300,000.00	1,326,795.20	(7,371.00)	1,739.83	1.0057	1,218	3.29	0.1278
74256LEE5	125440	CORP: PRINCIPAL LIFE	04/27/2021	06/23/2025	1.250	1.070	5,000,000.00	5,183,905.98	(36,450.00)	17,013.89	1.0073	1,179	3.16	0.1196
74368CAX2	125443	CORP: PROTECTIVELIFE	04/27/2021	07/15/2025	1.170	1.168	2,375,000.00	2,454,986.31	(155.61)	5,866.25	1.0001	1,201	3.23	0.1238
78015K7H1	125439	CORP: ROYAL BK CA	04/27/2021	06/10/2025	1.150	1.005	5,000,000.00	5,167,359.72	(29,149.99)	17,729.17	1.0058	1,166	3.13	0.1173
880591EW8	125720	MUNI: TVA	12/08/2021	05/15/2025	0.750	1.082	5,000,000.00	5,098,352.46	55,850.00	14,166.67	0.9888	1,140	3.08	0.1132
91417K2W0	125496	MUNI: UNIV COLORADO	05/17/2021	06/01/2025	2.347	0.650	3,690,000.00	3,967,413.03	(249,185.70)	28,868.10	1.0675	1,157	3.06	0.1134
N/A	125431	Goldman Sachs M-Mkt	04/15/2021	04/01/2022	0.010	0.010	100,735.22	100,735.22	0.00	0.91	1.0000	0	0.01	0.0000
N/A	125476	ARP 21B SUB SBA	04/30/2021	04/01/2022	0.400	0.400	1,989,660.16	1,989,660.16	0.00	490.67	1.0000	0	0.01	0.0000
					1.520	0.839	84,175,395.38	87,860,185.87	(2,216,374.23)	334,765.58	1.0263	1,075	2.88	0.1072
ALL REQUIREMENTS CONTINGENCY														
74153WCL1	125397	CORP: PRICOA GL FD	03/25/2021	09/23/2024	2.400	0.610	1,000,000.00	1,055,637.34	(61,800.00)	533.33	1.0618	906	2.42	0.0737
79642B3M3	120585	MUNI: SANWTR	06/20/2017	05/15/2023	5.000	1.390	270,000.00	307,374.45	(55,047.60)	5,100.00	1.2039	409	1.09	0.0194
VP4560000	124582	Wells Fargo	11/04/2019	04/01/2022	0.120	0.120	82,598.11	82,598.11	0.00	3.36	1.0000	0	0.01	0.0000
					2.780	0.736	1,352,598.11	1,445,609.90	(116,847.60)	5,636.69	1.0864	751	2.01	0.0583
ALL REQUIREMENTS DEBT SERVICE 2015B														
N/A	118434	Goldman Sachs M-Mkt	01/28/2016	04/01/2022	0.010	0.010	5,557,407.04	5,557,407.04	0.00	11.88	1.0000	0	0.01	0.0000
					0.010	0.010	5,557,407.04	5,557,407.04	0.00	11.88	1.0000	0	0.01	0.0000

Investment Report

April 1, 2022

CUSIP	ContNo	Issuer	Purchase Date	Maturity Date	Coupon	Yield to Maturity	Current Par	Market Value	(Premium)/Discount	Accrued Interest	Original Cost	Days To Maturity	Duration	Convexity
ALL REQUIREMENTS DEBT SERVICE 2016A														
N/A	118861	Goldman Sachs M-Mkt	05/12/2016	04/01/2022	0.010	0.010	21,779,261.97	21,779,261.97	0.00	49.64	1.0000	0	0.01	0.0000
					0.010	0.010	21,779,261.97	21,779,261.97	0.00	49.64	1.0000	0	0.01	0.0000
ALL REQUIREMENTS DEBT SERVICE 2017A														
N/A	120615	Goldman Sachs M-Mkt	06/30/2017	04/01/2022	0.010	0.010	1,741,329.34	1,741,329.34	0.00	6.80	1.0000	0	0.01	0.0000
					0.010	0.010	1,741,329.34	1,741,329.34	0.00	6.80	1.0000	0	0.01	0.0000
ALL REQUIREMENTS DEBT SERVICE 2017B														
N/A	120616	Goldman Sachs M-Mkt	06/30/2017	04/01/2022	0.010	0.010	4,099,958.41	4,099,958.41	0.00	14.45	1.0000	0	0.01	0.0000
					0.010	0.010	4,099,958.41	4,099,958.41	0.00	14.45	1.0000	0	0.01	0.0000
ALL REQUIREMENTS DEBT SERVICE 2018A														
N/A	122318	Goldman Sachs M-Mkt	07/26/2018	04/01/2022	0.010	0.010	1,059,708.95	1,059,708.95	0.00	4.03	1.0000	0	0.01	0.0000
					0.010	0.010	1,059,708.95	1,059,708.95	0.00	4.03	1.0000	0	0.01	0.0000
ALL REQUIREMENTS DEBT SERVICE 2019A														
N/A	124837	Goldman Sachs M-Mkt	11/25/2019	04/01/2022	0.010	0.010	1,881,097.97	1,881,097.97	0.00	7.05	1.0000	0	0.01	0.0000
					0.010	0.010	1,881,097.97	1,881,097.97	0.00	7.05	1.0000	0	0.01	0.0000
ALL REQUIREMENTS DEBT SERVICE 2019B														
N/A	124838	Goldman Sachs M-Mkt	11/25/2019	04/01/2022	0.010	0.010	885,335.61	885,335.61	0.00	6.84	1.0000	0	0.01	0.0000
					0.010	0.010	885,335.61	885,335.61	0.00	6.84	1.0000	0	0.01	0.0000
ALL REQUIREMENTS DEBT SERVICE 2021A														
N/A	125470	Goldman Sachs M-Mkt	04/30/2021	04/01/2022	0.010	0.010	607,757.62	607,757.62	0.00	4.74	1.0000	0	0.01	0.0000
					0.010	0.010	607,757.62	607,757.62	0.00	4.74	1.0000	0	0.01	0.0000
ALL REQUIREMENTS DEBT SERVICE 2021B														
N/A	125477	Goldman Sachs M-Mkt	05/04/2021	04/01/2022	0.010	0.010	1,319,608.56	1,319,608.56	0.00	10.66	1.0000	0	0.01	0.0000
					0.010	0.010	1,319,608.56	1,319,608.56	0.00	10.66	1.0000	0	0.01	0.0000
ALL REQUIREMENTS GENERAL RESERVE														
31422XCS9	125394	FAMCA	03/16/2021	06/16/2023	0.200	0.200	1,000,000.00	1,001,122.02	0.00	583.33	1.0000	441	1.21	0.0209
372348BZ4	122077	CD: GENOA	02/28/2018	02/28/2023	2.550	2.550	245,000.00	250,399.47	0.00	68.47	1.0000	333	0.90	0.0134
87270LBF9	121723	CD: TIAA FSB	02/23/2018	02/23/2023	2.500	2.500	245,000.00	250,799.30	0.00	620.89	1.0000	328	0.89	0.0130
9128285U0	125708	US Treasury	11/18/2021	12/31/2023	2.625	0.560	3,000,000.00	3,149,829.61	(130,173.54)	19,796.27	1.0434	639	1.72	0.0401
VP4560000	124710	Wells Fargo	11/25/2019	04/01/2022	0.120	0.120	590,875.59	590,875.59	0.00	22.64	1.0000	0	0.01	0.0000
					1.847	0.627	5,080,875.59	5,243,025.99	(130,173.54)	21,091.60	1.0256	496	1.34	0.0291
ALL REQUIREMENTS GENERAL RESERVE RPA														
0347M3DL5	125777	CP: Anglesea Funding	01/20/2022	04/20/2022	0.000	0.254	1,000,000.00	999,936.49	625.00	0.00	0.9994	19	0.05	0.0003
63763QDC8	125825	CP: NATL SEC CLEAR	03/16/2022	04/12/2022	0.000	0.487	2,000,000.00	1,999,933.83	720.00	0.00	0.9996	11	0.03	0.0002
VP4560000	124584	Wells Fargo	11/04/2019	04/01/2022	0.120	0.120	631,922.81	631,922.81	0.00	35.92	1.0000	0	0.01	0.0000
					0.021	0.359	3,631,922.81	3,631,793.13	1,345.00	35.92	0.9996	11	0.03	0.0002

Investment Report

April 1, 2022

<u>CUSIP</u>	<u>ContNo</u>	<u>Issuer</u>	<u>Purchase Date</u>	<u>Maturity Date</u>	<u>Coupon</u>	<u>Yield to Maturity</u>	<u>Current Par</u>	<u>Market Value</u>	<u>(Premium)/Discount</u>	<u>Accrued Interest</u>	<u>Original Cost</u>	<u>Days To Maturity</u>	<u>Duration</u>	<u>Convexity</u>
ALL REQUIREMENTS O&M														
02587DY85	125142	CD: American Express	10/01/2019	09/06/2022	2.400	2.000	247,000.00	247,786.60	(2,798.51)	422.27	1.0113	158	0.43	0.0040
05565EBU8	125582	CORP: BMW	08/26/2021	08/12/2024	0.750	0.550	2,000,000.00	2,029,574.43	(11,720.00)	2,041.67	1.0059	864	2.35	0.0684
06251A2D1	125186	CD: BANK HAPOALIM	08/26/2020	08/26/2022	0.250	0.250	249,000.00	249,164.17	0.00	54.58	1.0000	147	0.40	0.0036
254673MP8	125112	CD: Discover Bank	06/26/2020	02/22/2028	3.000	3.000	245,000.00	281,737.43	0.00	765.21	1.0000	2,153	5.47	0.3375
3130AJZJ1	125184	FHLB	08/25/2020	08/25/2023	0.320	0.320	444,444.44	444,259.99	0.00	142.22	1.0000	511	1.40	0.0269
3135G05R0	125168	FNMA	08/11/2020	08/10/2023	0.300	0.338	2,000,000.00	1,999,580.00	2,284.00	850.00	0.9989	496	1.36	0.0255
31422BPC8	125467	FAMCA	04/30/2021	11/20/2023	1.720	0.270	2,000,000.00	2,063,066.05	(73,800.00)	12,517.78	1.0369	598	1.61	0.0357
31422XMA7	125617	FAMCA	09/01/2021	09/01/2023	0.230	0.210	2,000,000.00	2,002,259.19	(800.00)	383.33	1.0004	518	1.42	0.0275
404280BA6	125115	CORP: HSBC	06/26/2020	05/25/2023	3.600	1.525	500,000.00	526,205.06	(30,310.00)	6,250.00	1.0606	419	1.12	0.0197
61334ECZ97	125835	MUNI: Montgomery	03/18/2022	04/01/2022	4.000	1.054	750,000.00	750,000.00	207.11	1,083.33	0.0105	0	0.00	0.0000
68608VDV3	125401	MUNI: Oregon State	03/26/2021	05/01/2025	3.069	0.900	1,000,000.00	1,100,729.84	(87,050.00)	12,787.50	1.0871	1,126	2.94	0.1063
7417017F7	125468	MUNI: PRINCE GEORGE	04/30/2021	09/15/2023	0.700	0.240	2,750,000.00	2,772,359.30	(29,920.00)	855.56	1.0109	532	1.45	0.0290
8648136U9	124457	MUNI: SUFFOLKVA	10/17/2019	02/01/2023	1.937	1.859	1,000,000.00	1,038,728.33	(2,480.00)	3,228.33	1.0025	306	0.83	0.0117
9128284D9	125838	US Treasury	03/23/2022	03/31/2023	2.500	1.587	5,000,000.00	5,118,901.17	(46,093.75)	341.53	1.0092	364	0.99	0.0153
9128284S6	125491	US Treasury	05/12/2021	05/31/2023	2.750	0.158	2,500,000.00	2,599,401.02	(132,372.77)	23,298.61	0.0016	425	1.14	0.0201
912828B66	123230	US Treasury	02/21/2019	02/15/2024	2.750	2.554	1,480,000.00	1,608,486.21	(13,489.47)	5,059.39	1.0091	685	1.84	0.0454
912828YM6	125836	US Treasury	03/18/2022	10/31/2024	1.500	1.035	1,000,000.00	1,034,761.31	(11,996.28)	576.92	0.0104	944	2.54	0.0799
91282CCN9	125603	US Treasury	08/31/2021	07/31/2023	0.125	0.178	3,000,000.00	3,000,425.10	3,046.87	621.55	0.9990	486	1.33	0.0246
91282CDA6	125646	US Treasury	09/30/2021	09/30/2023	0.250	0.286	5,000,000.00	5,008,650.70	3,600.00	34.72	0.9993	547	1.50	0.0304
91282CDV0	125788	US Treasury	01/31/2022	01/31/2024	0.875	1.172	5,000,000.00	5,074,131.50	29,296.87	7,251.38	0.9941	670	1.82	0.0435
949763NT9	125110	Wells Fargo	06/26/2020	02/28/2023	2.750	2.750	245,000.00	250,848.32	0.00	73.84	1.0000	333	0.90	0.0134
N/A	125279	All Req. SBA	11/05/2020	04/01/2022	0.400	0.400	20,642,849.62	20,642,849.62	0.00	5,090.69	1.0000	0	0.01	0.0000
VP4560000	124611	Wells Fargo	11/21/2019	04/01/2022	0.120	0.120	26,503,765.52	26,503,765.52	0.00	739.66	1.0000	0	0.01	0.0000
					0.728	0.494	85,557,059.58	86,347,670.86	(404,395.93)	84,470.07	0.9536	250	0.68	0.0157

Investment Report

April 1, 2022

CUSIP	ContNo	Issuer	Purchase Date	Maturity Date	Coupon	Yield to Maturity	Current Par	Market Value	(Premium)/Discount	Accrued Interest	Original Cost	Days To Maturity	Duration	Convexity
ALL REQUIREMENTS RENEWAL & REPLACEMENT														
037833BY5	125408	CORP: APPLE INC	03/30/2021	02/23/2026	3.250	1.233	1,500,000.00	1,678,275.77	(143,370.00)	5,145.83	1.0956	1,424	3.70	0.1617
05580AZJ6	125428	CD: BMW NA	04/16/2021	04/17/2023	0.200	0.200	250,000.00	250,361.33	0.00	227.40	1.0000	381	1.04	0.0164
06406HCX5	125834	CORP: Bank of NY	03/17/2022	09/11/2024	3.250	2.403	2,000,000.00	2,153,869.22	(40,600.00)	3,611.11	1.0203	894	2.37	0.0714
28377ONU5	125405	MUNI: EL PASO SCHOOL	03/29/2021	08/15/2026	5.000	0.996	1,500,000.00	1,816,407.44	(313,680.00)	9,583.33	1.2091	1,597	4.01	0.1899
3130A3KM5	121512	FHLB	12/29/2017	12/09/2022	2.500	2.265	1,000,000.00	1,055,375.99	(10,920.00)	7,760.99	1.0109	252	0.68	0.0088
313382AD5	125826	FHLB	03/16/2022	02/08/2023	2.150	1.200	1,000,000.00	1,020,246.53	(8,420.00)	3,165.28	1.0084	313	0.85	0.0120
3133EAG77	121753	FFCB	03/05/2018	08/07/2034	3.150	3.280	1,500,000.00	1,783,875.00	24,645.00	7,087.50	0.9836	4,511	10.55	1.1903
3133ELNE0	125809	FFCB	02/11/2022	02/14/2024	1.430	1.537	1,000,000.00	1,025,153.43	2,100.00	1,866.94	0.9979	684	1.85	0.0451
31422XFN7	125473	FAMCA	05/03/2021	05/03/2024	0.350	0.350	1,000,000.00	1,004,730.61	0.00	1,438.89	1.0000	763	2.08	0.0548
46849LTM3	125380	CORP: JACKSON NTL	02/19/2021	09/15/2022	2.375	0.199	500,000.00	505,834.60	(16,981.96)	560.76	1.0340	167	0.46	0.0044
59217GEE5	125363	CORP: METLIFE	01/29/2021	01/13/2023	1.950	0.260	700,000.00	713,013.86	(23,058.00)	2,957.50	1.0329	287	0.78	0.0105
64971XEK0	125399	MUNI: NYC Trans Fin	03/25/2021	08/01/2026	3.430	1.110	1,500,000.00	1,711,516.12	(180,225.00)	8,575.00	1.1202	1,583	4.07	0.1940
64971XEK0	125403	MUNI: NYC Trans Fin	03/29/2021	08/01/2026	3.430	1.106	1,500,000.00	1,711,516.12	(180,225.00)	8,575.00	1.1202	1,583	4.07	0.1940
882724RB5	125406	MUNI: STATE OF TEXAS	03/29/2021	10/01/2026	5.000	0.964	2,000,000.00	2,420,164.01	(431,860.00)	50,000.00	1.2159	1,644	4.05	0.1948
902273WX5	121455	MUNI: TYLER	12/08/2017	02/15/2026	5.000	1.870	700,000.00	869,305.83	(165,564.00)	4,350.83	1.2365	1,416	3.59	0.1555
9128282W9	125819	US Treasury	03/15/2022	09/30/2022	1.875	0.844	500,000.00	504,430.97	(2,790.00)	25.61	1.0056	182	0.50	0.0050
9128284D9	125839	US Treasury	03/23/2022	03/31/2023	2.500	1.587	250,000.00	255,945.06	(2,304.69)	17.08	1.0092	364	0.99	0.0153
9128284S6	125489	US Treasury	05/12/2021	05/31/2023	2.750	0.158	1,000,000.00	1,039,760.41	(52,949.11)	9,319.44	0.0016	425	1.14	0.0201
91282CAP6	125688	US Treasury	10/29/2021	10/15/2023	0.125	0.486	1,000,000.00	1,000,408.79	7,031.78	583.33	0.9930	562	1.54	0.0318
91282CBD2	125340	US Treasury	01/21/2021	12/31/2022	0.125	0.131	750,000.00	750,313.41	88.20	239.58	0.9999	274	0.76	0.0097
91282CDB4	125662	US Treasury	10/20/2021	10/15/2024	0.625	0.710	500,000.00	507,189.69	1,253.75	1,438.36	0.9975	928	2.52	0.0779
91283LJ7	120129	US Treasury	03/31/2014	08/15/2022	0.000	2.661	370,000.00	369,054.65	73,507.90	0.00	0.8013	136	0.37	0.0031
VP4560000	124585	Wells Fargo	11/04/2019	04/01/2022	0.120	0.120	1,262,003.44	1,262,003.44	0.00	57.71	1.0000	0	0.01	0.0000
					2.638	1.218	23,282,003.44	25,408,752.28	(1,464,321.13)	126,587.47	1.0177	1,134	2.86	0.1622
ALL REQUIREMENTS SOLAR O&M														
05531FBJ1	125618	CORP: Truist	09/02/2021	03/16/2023	2.200	0.359	500,000.00	510,416.21	(14,110.00)	458.33	1.0282	349	0.95	0.0143
32110YUT0	125723	CD: First Natl Bk Am	12/09/2021	11/29/2024	0.600	0.719	249,000.00	251,472.26	873.99	8.19	0.9965	973	2.64	0.0850
46849LTK7	125524	CORP: JACKSON NTL	06/10/2021	06/21/2024	2.650	0.844	930,000.00	988,194.09	(50,149.27)	6,845.83	1.0539	812	2.16	0.0605
89236THF5	125569	CORP: Toyota Motor	08/13/2021	08/14/2023	0.500	0.341	2,000,000.00	2,011,349.02	(6,340.00)	1,305.56	1.0032	500	1.37	0.0260
VP4560000	125040	Wells Fargo	04/27/2020	04/01/2022	0.120	0.120	25,865.50	25,865.50	0.00	1.07	1.0000	0	0.01	0.0000
					1.273	0.494	3,704,865.50	3,787,297.08	(69,725.28)	8,618.98	1.0188	586	1.59	0.0369
ALL REQUIREMENTS SUBORDINATE DEBT														
N/A	125086	Goldman Sachs M-Mkt	05/29/2020	04/01/2022	0.010	0.010	2.51	2.51	0.00	0.00	1.0000	0	0.01	0.0000
					0.010	0.010	2.51	2.51	0.00	0.00	1.0000	0	0.01	0.0000
		ARP Pool Summary			1.012	0.567	274,985,006.34	281,967,052.47	(4,391,993.97)	616,541.73	0.9962	548	1.46	0.0539
Bushnell Rate Stabilization Fund														
VP4560000	124580	Wells Fargo	11/04/2019	04/01/2022	0.120	0.120	153,107.25	153,107.25	0.00	6.56	1.0000	0	0.01	0.0000
					0.120	0.120	153,107.25	153,107.25	0.00	6.56	1.0000	0	0.01	0.0000
		BUSH Pool Summary			0.120	0.120	153,107.25	153,107.25	0.00	6.56	1.0000	0	0.01	0.0000

Investment Report

April 1, 2022

<u>CUSIP</u>	<u>ContNo</u>	<u>Issuer</u>	<u>Purchase Date</u>	<u>Maturity Date</u>	<u>Coupon</u>	<u>Yield to Maturity</u>	<u>Current Par</u>	<u>Market Value</u>	<u>(Premium)/Discount</u>	<u>Accrued Interest</u>	<u>Original Cost</u>	<u>Days To Maturity</u>	<u>Duration</u>	<u>Convexity</u>
FMPA CLEWISTON PL 2021 DEBT SERVICE FUND														
N/A	125846	Goldman Sachs M-Mkt	03/29/2022	04/04/2042	0.010	0.010	51,435.46	51,435.46	0.00	0.04	1.0000	7,308	20.01	4.1006
					0.010	0.010	51,435.46	51,435.46	0.00	0.04	1.0000	7,308	20.01	4.1006
FMPA CLEWISTON PL 2021 PROCEEDS														
06945MD11	125816	CP: Barton Capital	02/28/2022	04/01/2022	0.000	0.335	500,000.00	500,000.00	146.67	0.00	0.9997	0	0.00	0.0000
N/A	125651	Goldman Sachs M-Mkt	09/30/2021	04/01/2022	0.010	0.010	603,239.99	603,239.99	0.00	5.50	1.0000	0	0.01	0.0000
					0.005	0.157	1,103,239.99	1,103,239.99	146.67	5.50	0.9999	0	0.00	0.0000
FMPA CLEWISTON PL 2021 REVENUE & EXPENSE														
N/A	125847	Goldman Sachs M-Mkt	03/29/2022	04/04/2042	0.010	0.010	3,750.00	3,750.00	0.00	0.00	1.0000	7,308	20.01	4.1006
					0.010	0.010	3,750.00	3,750.00	0.00	0.00	1.0000	7,308	20.01	4.1006
		CLEW Pool Summary			0.006	0.150	1,158,425.45	1,158,425.45	146.67	5.54	0.9999	348	0.96	0.1954
FMPA Pool Loan Working Capital														
VP4560000	124586	Wells Fargo	11/04/2019	04/01/2022	0.120	0.120	55,744.54	55,744.54	0.00	2.39	1.0000	0	0.01	0.0000
					0.120	0.120	55,744.54	55,744.54	0.00	2.39	1.0000	0	0.01	0.0000
		FMPA Pool Summary			0.120	0.120	55,744.54	55,744.54	0.00	2.39	1.0000	0	0.01	0.0000
FMPA PL HOMESTEAD PROJECT FUND 2021														
67983UHG1	125811	CP: OLDLLC	02/11/2022	08/16/2022	0.000	0.737	1,000,000.00	999,571.00	3,771.67	0.00	0.9962	137	0.38	0.0033
89114QCD8	125547	CORP: TD BANK	07/16/2021	12/01/2022	1.900	0.210	260,000.00	264,746.80	(6,029.40)	1,646.67	1.0232	244	0.66	0.0082
9128286Y1	125778	US Treasury	01/21/2022	06/15/2022	1.750	0.235	1,500,000.00	1,512,847.61	(9,041.58)	7,716.35	1.0060	75	0.21	0.0014
912828ZM5	125615	US Treasury	08/31/2021	04/30/2022	0.125	0.036	1,000,000.00	1,000,548.54	(585.93)	517.12	1.0006	29	0.08	0.0005
961214DQ3	125548	CORP: WESTPAC BANKNG	07/16/2021	06/28/2022	2.500	0.140	825,000.00	835,130.86	(18,477.42)	5,328.13	1.0224	88	0.24	0.0018
9612C1HW0	125691	CP: WESTPAC BANKING	11/01/2021	08/30/2022	0.000	0.244	600,000.00	599,422.84	1,208.00	0.00	0.9980	151	0.41	0.0038
N/A	125532	Goldman Sachs M-Mkt	06/28/2021	04/01/2022	0.010	0.010	1,158,378.84	1,158,378.84	0.00	2.80	1.0000	0	0.01	0.0000
					0.838	0.229	6,343,378.84	6,370,646.49	(29,154.66)	15,211.07	1.0046	80	0.22	0.0019
FMPA PL HOMESTEAD REVENUE EXPENSE FUND 2021														
N/A	125848	Goldman Sachs M-Mkt	03/25/2022	04/04/2042	0.010	0.010	4,500.00	4,500.00	0.00	0.01	1.0000	7,308	20.01	4.1032
					0.010	0.010	4,500.00	4,500.00	0.00	0.01	1.0000	7,308	20.01	4.1032
		HMST Pool Summary			0.838	0.229	6,347,878.84	6,375,146.49	(29,154.66)	15,211.08	1.0046	85	0.23	0.0048
FMPA PL HOMESTEAD DEBT SERVICE 2021														
N/A	125650	Goldman Sachs M-Mkt	09/24/2021	04/01/2022	0.010	0.010	255,060.27	255,060.27	0.00	0.50	1.0000	0	0.01	0.0000
					0.010	0.010	255,060.27	255,060.27	0.00	0.50	1.0000	0	0.01	0.0000
		HOME Pool Summary			0.010	0.010	255,060.27	255,060.27	0.00	0.50	1.0000	0	0.01	0.0000
Kissimmee Rate Stabilization Fund														
VP4560000	124581	Wells Fargo	11/04/2019	04/01/2022	0.120	0.120	161.86	161.86	0.00	0.00	1.0000	0	0.01	0.0000
					0.120	0.120	161.86	161.86	0.00	0.00	1.0000	0	0.01	0.0000
		KUA Pool Summary			0.120	0.120	161.86	161.86	0.00	0.00	1.0000	0	0.01	0.0000

Investment Report

April 1, 2022

<u>CUSIP</u>	<u>ContNo</u>	<u>Issuer</u>	<u>Purchase Date</u>	<u>Maturity Date</u>	<u>Coupon</u>	<u>Yield to Maturity</u>	<u>Current Par</u>	<u>Market Value</u>	<u>(Premium)/Discount</u>	<u>Accrued Interest</u>	<u>Original Cost</u>	<u>Days To Maturity</u>	<u>Duration</u>	<u>Convexity</u>
FMPA PL BUSHNELL Debt Service														
N/A	124748	Goldman Sachs M-Mkt	12/10/2019	04/01/2022	0.010	0.010	1.63	1.63	0.00	0.00	1.0000	0	0.01	0.0000
					0.010	0.010	1.63	1.63	0.00	0.00	1.0000	0	0.01	0.0000
FMPA PL BUSHNELL Revenue Fund														
N/A	125799	Goldman Sachs M-Mkt	02/01/2022	04/01/2022	0.010	0.010	0.01	0.01	0.00	0.00	1.0000	0	0.01	0.0000
					0.010	0.010	0.01	0.01	0.00	0.00	1.0000	0	0.01	0.0000
POOL Pool Summary					0.010	0.010	1.64	1.64	0.00	0.00	1.0000	0	0.01	0.0000
St Lucie Contingency														
3133ELXW9	125036	FFCB	04/29/2020	04/27/2022	0.300	0.305	1,000,000.00	1,002,808.33	100.00	1,283.33	0.9999	26	0.07	0.0004
6944PL2B4	125378	CORP: PACIFIC LIFE	02/19/2021	06/24/2025	1.200	0.849	500,000.00	517,810.23	(7,450.00)	1,633.33	1.0149	1,180	3.17	0.1198
9128284D9	125840	US Treasury	03/23/2022	03/31/2023	2.500	1.587	750,000.00	767,835.18	(6,914.06)	51.23	1.0092	364	0.99	0.0153
VP4560000	124587	Wells Fargo	11/04/2019	04/01/2022	0.120	0.120	55,151.10	55,151.10	0.00	13.28	1.0000	0	0.01	0.0000
					1.207	0.836	2,305,151.10	2,343,604.84	(14,264.06)	2,981.17	1.0062	386	1.04	0.0311
St Lucie Debt Service 2012A														
X9X9USDADM1	123467	MORGAN STANLEY LIQ	03/05/2019	04/01/2022	0.050	0.050	1,481,414.48	1,481,414.48	0.00	33.58	1.0000	0	0.01	0.0000
					0.050	0.050	1,481,414.48	1,481,414.48	0.00	33.58	1.0000	0	0.01	0.0000
St Lucie Debt Service 2013A														
X9X9USDADM1	123469	MORGAN STANLEY LIQ	03/05/2019	04/01/2022	0.050	0.050	775,432.58	775,432.58	0.00	23.16	1.0000	0	0.01	0.0000
					0.050	0.050	775,432.58	775,432.58	0.00	23.16	1.0000	0	0.01	0.0000
ST LUCIE DEBT SERVICE 2021A														
X9X9USDADM1	125669	MORGAN STANLEY LIQ	10/20/2021	04/01/2022	0.050	0.050	1,030,977.56	1,030,977.56	0.00	47.25	1.0000	0	0.01	0.0000
					0.050	0.050	1,030,977.56	1,030,977.56	0.00	47.25	1.0000	0	0.01	0.0000
St Lucie Debt Service Reserve 2012														
2284K1FT5	125635	CP: CROWN POINT CAPL	09/14/2021	06/27/2022	0.000	0.193	1,700,000.00	1,699,145.90	2,566.06	0.00	0.9985	87	0.24	0.0018
X9X9USDADM1	123468	MORGAN STANLEY LIQ	03/05/2019	04/01/2022	0.050	0.050	1,758,109.20	1,758,109.20	0.00	33.61	1.0000	0	0.01	0.0000
					0.025	0.120	3,458,109.20	3,457,255.10	2,566.06	33.61	0.9993	43	0.12	0.0009
St Lucie Decommissioning														
3133X8L34	109995	FHLB	07/28/2010	09/09/2024	5.365	3.850	500,000.00	593,341.81	(81,857.15)	1,639.31	1.1637	892	2.32	0.0703
912828B66	116602	US Treasury	02/28/2014	02/15/2024	2.750	2.640	400,000.00	434,726.00	(3,828.12)	1,367.40	1.0096	685	1.84	0.0454
91282CAZ4	125722	US Treasury	12/08/2021	11/30/2025	0.375	1.165	4,000,000.00	4,023,406.56	122,451.84	5,041.67	0.9694	1,339	3.64	0.1533
91282CBG5	125766	US Treasury	01/18/2022	01/31/2023	0.125	0.515	500,000.00	500,147.69	2,010.96	103.59	0.9960	305	0.83	0.0113
912833LQ1	116678	US Treasury	03/31/2014	02/15/2024	0.000	2.876	2,115,000.00	2,097,643.25	519,380.55	0.00	0.7544	685	1.88	0.0427
X9X9USDADM1	123464	MORGAN STANLEY LIQ	03/06/2019	04/01/2022	0.050	0.050	95,279,092.96	95,279,092.96	0.00	1,314.80	1.0000	0	0.01	0.0000
					0.098	0.182	102,794,092.96	102,928,358.27	558,158.08	9,466.77	0.9946	75	0.21	0.0075

Investment Report

April 1, 2022

<u>CUSIP</u>	<u>ContNo</u>	<u>Issuer</u>	<u>Purchase Date</u>	<u>Maturity Date</u>	<u>Coupon</u>	<u>Yield to Maturity</u>	<u>Current Par</u>	<u>Market Value</u>	<u>(Premium)/Discount</u>	<u>Accrued Interest</u>	<u>Original Cost</u>	<u>Days To Maturity</u>	<u>Duration</u>	<u>Convexity</u>
St Lucie General Reserve														
02088XFF0	125794	CP: ALPINE SEC LLC	01/31/2022	06/15/2022	0.000	0.447	1,000,000.00	999,597.89	1,650.00	0.00	0.9984	75	0.21	0.0014
0347M3G16	125842	CP: Anglesea Funding	03/23/2022	07/01/2022	0.000	0.854	1,200,000.00	1,199,354.34	2,800.00	0.00	0.9977	91	0.25	0.0019
05914GAC2	125396	MUNI: BALTIMORE CNTY	03/22/2021	08/01/2023	0.240	0.216	1,000,000.00	1,001,480.94	(570.00)	400.00	1.0006	487	1.33	0.0248
06406FAC7	122918	CORP: Bank of NY	12/21/2018	05/04/2026	2.800	3.670	2,000,000.00	2,227,276.06	111,512.24	22,866.67	0.9442	1,494	3.86	0.1763
09247XAJ0	125420	CORP: BLACKROCK	04/13/2021	06/01/2022	3.375	0.141	1,500,000.00	1,525,082.57	(54,915.00)	16,875.00	1.0366	61	0.17	0.0012
20632LER4	125640	CP: CONCORD MINUTE	09/30/2021	05/25/2022	0.000	0.152	3,000,000.00	2,999,248.70	2,962.50	0.00	0.9990	54	0.15	0.0010
3132X0L33	124992	FAMCA	03/30/2020	02/21/2023	2.770	0.783	500,000.00	530,843.89	(28,350.00)	1,538.89	1.0567	326	0.89	0.0131
3133EHVV1	122914	FFCB	12/20/2018	09/01/2026	2.400	2.991	2,000,000.00	2,191,300.00	80,720.00	4,000.00	0.9596	1,614	4.22	0.2063
3134GXBC7	125288	FHLMC	11/18/2020	11/18/2022	0.180	0.180	1,500,000.00	1,501,363.55	0.00	997.50	1.0000	231	0.63	0.0073
3135G05R0	125169	FNMA	08/11/2020	08/10/2023	0.300	0.338	1,000,000.00	999,790.00	1,142.00	425.00	0.9989	496	1.36	0.0255
387883YY1	125021	MUNI Grant Cnty Util	04/20/2020	01/01/2023	1.544	1.001	1,050,000.00	1,078,176.75	(15,151.50)	4,053.00	1.0144	275	0.75	0.0100
404280BA6	124986	CORP: HSBC	03/11/2020	05/25/2023	3.600	1.650	1,000,000.00	1,052,410.11	(60,620.00)	12,500.00	1.0606	419	1.12	0.0197
492674PN0	124980	Muni: Kettering, OH	03/10/2020	12/01/2023	2.000	0.859	280,000.00	295,154.07	(11,691.56)	1,866.67	1.0418	609	1.64	0.0370
53944REC8	125758	CP: LMA Americas	01/14/2022	05/12/2022	0.000	0.274	6,000,000.00	5,998,969.41	5,310.00	0.00	0.9991	41	0.11	0.0007
53944REX3	125692	CP: LMA Americas	11/01/2021	05/31/2022	0.000	0.173	2,000,000.00	1,999,418.66	1,992.78	0.00	0.9990	60	0.16	0.0011
59217GEE5	125360	CORP: METLIFE	01/29/2021	01/13/2023	1.950	0.260	1,000,000.00	1,018,591.23	(32,940.00)	4,225.00	1.0329	287	0.78	0.0105
606822AU8	124983	CORP: Mitsubishi UFG	03/10/2020	03/02/2025	3.777	1.625	1,000,000.00	1,107,507.16	(102,520.00)	3,042.58	1.1025	1,066	2.79	0.0966
61334ECZ97	125274	MUNI: Montgomery	10/29/2020	04/01/2022	4.000	0.201	1,000,000.00	1,000,000.00	(53,930.00)	20,000.00	1.0539	0	0.00	0.0000
613741KM8	125018	MUNI: Montgomery	04/20/2020	06/01/2022	1.941	1.061	1,000,000.00	1,031,550.00	(18,350.00)	6,470.00	1.0184	61	0.17	0.0012
62455BF18	125624	CP: Mountcliff Fund	09/09/2021	06/01/2022	0.000	0.193	1,000,000.00	999,702.38	1,398.61	0.00	0.9986	61	0.17	0.0011
64972CZ63	124988	MUNI:NYC HSG DEV	03/25/2020	05/01/2023	3.121	2.500	500,000.00	532,959.58	(9,195.00)	6,502.08	1.0184	395	1.06	0.0180
720424D64	125494	MUNI: PIERCE CNTY SC	05/13/2021	12/01/2024	0.681	0.435	1,000,000.00	1,015,253.86	(8,120.00)	2,270.00	1.0081	975	2.65	0.0854
75888XLW4	125715	CP: Regatta Funding	11/30/2021	11/30/2022	0.000	0.407	1,000,000.00	998,203.88	4,055.56	0.00	0.9959	243	0.67	0.0077
89236THF5	125570	CORP: Toyota Motor	08/13/2021	08/14/2023	0.500	0.341	2,000,000.00	2,011,349.02	(6,340.00)	1,305.56	1.0032	500	1.37	0.0260
89236THU2	125331	CORP: Toyota Motor	01/11/2021	01/11/2024	0.450	0.373	2,500,000.00	2,516,028.81	(5,750.00)	2,500.00	1.0023	650	1.77	0.0412
9128286Y1	125760	US Treasury	01/18/2022	06/15/2022	1.750	0.150	2,500,000.00	2,521,412.69	(16,251.33)	12,860.58	1.0065	75	0.21	0.0014
91282CBU4	125564	US Treasury	08/12/2021	03/31/2023	0.125	0.171	3,000,000.00	3,000,154.73	2,228.62	10.42	0.9993	364	1.00	0.0150
91282CDB4	125664	US Treasury	10/20/2021	10/15/2024	0.625	0.710	2,000,000.00	2,028,758.77	5,014.98	5,753.42	0.9975	928	2.52	0.0779
92818NGL6	124604	MUNI: VA STATE	11/20/2019	11/01/2024	2.200	2.101	2,000,000.00	2,134,275.56	(9,260.00)	18,455.56	1.0046	945	2.51	0.0792
VP4560000	124588	Wells Fargo	11/04/2019	04/01/2022	0.120	0.120	820,504.11	820,504.11	0.00	36.87	1.0000	0	0.01	0.0000
					1.055	0.745	47,350,504.11	48,335,718.72	(213,167.10)	148,954.80	1.0045	421	1.13	0.0342
ST LUCIE NUCLEAR FUEL STABILIZATION														
0347M3DL5	125776	CP: Anglesea Funding	01/20/2022	04/20/2022	0.000	0.254	1,200,000.00	1,199,923.79	750.00	0.00	0.9994	19	0.05	0.0003
62455BF7	125837	CP: Mountcliff Fund	03/22/2022	06/15/2022	0.000	1.057	1,500,000.00	1,499,396.84	3,683.33	0.00	0.9975	75	0.21	0.0014
63763QDC8	125824	CP: NATL SEC CLEAR	03/16/2022	04/12/2022	0.000	0.487	1,500,000.00	1,499,950.37	540.00	0.00	0.9996	11	0.03	0.0002
VP4560000	124589	Wells Fargo	11/04/2019	04/01/2022	0.120	0.120	169,091.29	169,091.29	0.00	28.55	1.0000	0	0.01	0.0000
					0.005	0.604	4,369,091.29	4,368,362.29	4,973.33	28.55	0.9989	35	0.10	0.0006

Investment Report

April 1, 2022

<u>CUSIP</u>	<u>ContNo</u>	<u>Issuer</u>	<u>Purchase Date</u>	<u>Maturity Date</u>	<u>Coupon</u>	<u>Yield to Maturity</u>	<u>Current Par</u>	<u>Market Value</u>	<u>(Premium)/Discount</u>	<u>Accrued Interest</u>	<u>Original Cost</u>	<u>Days To Maturity</u>	<u>Duration</u>	<u>Convexity</u>
St Lucie O&M														
2284K1LU5	125717	CP: CROWN POINT CAPL	11/30/2021	11/28/2022	0.000	0.407	1,000,000.00	998,224.99	4,033.33	0.00	0.9960	241	0.66	0.0076
59217GEE5	125357	CORP: METLIFE	01/29/2021	01/13/2023	1.950	0.260	1,000,000.00	1,018,591.23	(32,940.00)	4,225.00	1.0329	287	0.78	0.0105
9128284S6	125490	US Treasury	05/12/2021	05/31/2023	2.750	0.158	1,000,000.00	1,039,760.41	(52,949.11)	9,319.44	0.0016	425	1.14	0.0201
91282CDV0	125789	US Treasury	01/31/2022	01/31/2024	0.875	1.172	1,000,000.00	1,014,826.30	5,859.38	1,450.28	0.9941	670	1.82	0.0435
N/A	125280	ST LUCIE SBA	11/05/2020	04/01/2022	0.400	0.400	1,423,848.72	1,423,848.72	0.00	395.63	1.0000	0	0.01	0.0000
VP4560000	124612	Wells Fargo	11/21/2019	04/01/2022	0.120	0.120	3,507,236.70	3,507,236.70	0.00	107.17	1.0000	0	0.01	0.0000
					0.735	0.335	8,931,085.42	9,002,488.35	(75,996.40)	15,497.52	0.8908	182	0.50	0.0092
St Lucie R&R														
05580AZL1	125438	CD: BMW NA	04/23/2021	10/23/2023	0.300	0.300	250,000.00	250,838.59	0.00	328.77	1.0000	570	1.56	0.0327
19464VEB2	125514	MUNI: COLLIER CNTY	06/09/2021	10/01/2024	2.000	0.500	1,000,000.00	1,045,162.79	(49,190.00)	10,000.00	1.0492	914	2.43	0.0747
20775CMH4	121805	MUNI: CONN HFA	03/09/2018	05/15/2022	1.950	2.370	500,000.00	509,903.33	8,325.00	3,683.33	0.9834	44	0.12	0.0008
3130A3KM5	121508	FHLB	12/28/2017	12/09/2022	2.500	2.265	750,000.00	791,531.99	(8,190.00)	5,820.74	1.0109	252	0.68	0.0088
38149MNV2	125478	CD: GOLDMAN SACHS	05/05/2021	05/05/2023	0.150	0.150	250,000.00	250,150.06	0.00	151.03	1.0000	399	1.09	0.0177
46849LTK7	125523	CORP: JACKSON NTL	06/10/2021	06/21/2024	2.650	0.844	560,000.00	595,041.61	(30,197.41)	4,122.22	1.0539	812	2.16	0.0605
59217GEE5	125359	CORP: METLIFE	01/29/2021	01/13/2023	1.950	0.260	500,000.00	509,295.61	(16,470.00)	2,112.50	1.0329	287	0.78	0.0105
75888XLW4	125714	CP: Regatta Funding	11/30/2021	11/30/2022	0.000	0.407	1,000,000.00	998,203.88	4,055.56	0.00	0.9959	243	0.67	0.0077
87165FC85	125675	CD: SYNCHRONY BANK	10/29/2021	10/28/2022	0.150	0.150	249,000.00	249,170.23	0.00	157.59	1.0000	210	0.57	0.0062
9128282W9	125820	US Treasury	03/15/2022	09/30/2022	1.875	0.844	500,000.00	504,430.97	(2,790.00)	25.61	1.0056	182	0.50	0.0050
91282CBD2	125342	US Treasury	01/21/2021	12/31/2022	0.125	0.131	500,000.00	500,208.94	58.79	159.72	0.9999	274	0.76	0.0097
91282CDB4	125663	US Treasury	10/20/2021	10/15/2024	0.625	0.710	1,000,000.00	1,014,379.39	2,507.49	2,876.71	0.9975	928	2.52	0.0779
VP4560000	124590	Wells Fargo	11/04/2019	04/01/2022	0.120	0.120	40,053.99	40,053.99	0.00	18.91	1.0000	0	0.01	0.0000
					1.280	0.809	7,099,053.99	7,258,371.38	(91,890.57)	29,457.13	1.0129	481	1.30	0.0321
		STL Pool Summary			0.439	0.378	179,594,912.69	180,981,983.57	170,379.34	206,523.54	0.9932	188	0.51	0.0154
Stanton Contingency														
61334ECZ97	125273	MUNI: Montgomery	10/29/2020	04/01/2022	4.000	0.201	1,000,000.00	1,000,000.00	(53,930.00)	20,000.00	1.0539	0	0.00	0.0000
VP4560000	124591	Wells Fargo	11/04/2019	04/01/2022	0.120	0.120	68,745.38	68,745.38	0.00	2.94	1.0000	0	0.01	0.0000
					3.750	0.195	1,068,745.38	1,068,745.38	(53,930.00)	20,002.94	1.0505	0	0.00	0.0000

Investment Report

April 1, 2022

<u>CUSIP</u>	<u>ContNo</u>	<u>Issuer</u>	<u>Purchase Date</u>	<u>Maturity Date</u>	<u>Coupon</u>	<u>Yield to Maturity</u>	<u>Current Par</u>	<u>Market Value</u>	<u>(Premium)/Discount</u>	<u>Accrued Interest</u>	<u>Original Cost</u>	<u>Days To Maturity</u>	<u>Duration</u>	<u>Convexity</u>
Stanton General Reserve														
3134GXBC7	125289	FHLMC	11/18/2020	11/18/2022	0.180	0.180	3,000,000.00	3,002,727.10	0.00	1,995.00	1.0000	231	0.63	0.0073
576051VX1	125492	MUNI: MASSWTR	05/13/2021	08/01/2024	1.862	0.413	1,000,000.00	1,042,150.17	(46,250.00)	3,103.33	1.0463	853	2.29	0.0664
59217GEE5	125361	CORP: METLIFE	01/29/2021	01/13/2023	1.950	0.260	500,000.00	509,295.61	(16,470.00)	2,112.50	1.0329	287	0.78	0.0105
61334ECZ97	125272	MUNI: Montgomery	10/29/2020	04/01/2022	4.000	0.201	1,700,000.00	1,700,000.00	(91,681.00)	34,000.00	1.0539	0	0.00	0.0000
64952WEK5	125761	CORP: NYLIFE	01/18/2022	01/14/2025	1.450	1.350	600,000.00	622,973.31	(1,751.53)	1,860.83	1.0029	1,019	2.74	0.0916
742718EB1	125585	CORP: Procter & Gamb	08/26/2021	08/15/2023	3.100	0.246	1,000,000.00	1,044,628.01	(56,030.00)	3,961.11	1.0560	501	1.35	0.0263
75951AAJ7	125641	CORP: Reliance Stand	09/30/2021	09/19/2023	3.850	0.565	1,000,000.00	1,055,689.38	(64,250.00)	1,283.33	1.0643	536	1.44	0.0294
87165HG53	125697	CD: SYNCHRONY BANK	11/05/2021	11/03/2022	0.200	0.199	250,000.00	250,286.23	0.00	201.37	1.0000	216	0.59	0.0064
91282CDB4	125665	US Treasury	10/20/2021	10/15/2024	0.625	0.710	2,000,000.00	2,028,758.77	5,014.98	5,753.42	0.9975	928	2.52	0.0779
VP4560000	124592	Wells Fargo	11/04/2019	04/01/2022	0.120	0.120	247,685.73	247,685.73	0.00	9.54	1.0000	0	0.01	0.0000
					1.711	0.402	11,297,685.73	11,504,194.31	(271,417.55)	54,280.43	1.0240	465	1.26	0.0320
Stanton O&M														
16536JFF9	125712	CP: CHESHAM FINANCE	11/30/2021	06/15/2022	0.000	0.223	1,000,000.00	999,597.89	1,203.89	0.00	0.9988	75	0.21	0.0014
3135G05R0	125171	FNMA	08/11/2020	08/10/2023	0.300	0.338	500,000.00	499,895.00	571.00	212.50	0.9989	496	1.36	0.0255
91282CBE0	125792	US Treasury	01/31/2022	01/15/2024	0.125	1.146	500,000.00	499,968.15	9,843.75	131.22	0.9803	654	1.79	0.0415
N/A	125281	STANTON SBA	11/05/2020	04/01/2022	0.400	0.400	275,627.36	275,627.36	0.00	139.63	1.0000	0	0.01	0.0000
VP4560000	124615	Wells Fargo	11/21/2019	04/01/2022	0.120	0.120	1,347,059.12	1,347,059.12	0.00	43.74	1.0000	0	0.01	0.0000
					0.134	0.342	3,622,686.48	3,622,147.52	11,618.64	527.09	0.9968	179	0.49	0.0097
Stanton R&R														
534239EC8	124335	MUNI: LINCOLN NE	09/30/2019	08/15/2022	3.000	1.696	1,000,000.00	1,052,183.33	(36,420.00)	3,833.33	1.0364	136	0.37	0.0034
9128282W9	125822	US Treasury	03/15/2022	09/30/2022	1.875	0.844	1,000,000.00	1,008,861.93	(5,580.00)	51.23	1.0056	182	0.50	0.0050
91282CBD2	125346	US Treasury	01/21/2021	12/31/2022	0.125	0.131	1,500,000.00	1,500,626.83	176.39	479.17	0.9999	274	0.76	0.0097
92818NGL6	124605	MUNI: VA STATE	11/20/2019	11/01/2024	2.200	2.101	115,000.00	122,720.84	(532.45)	1,061.19	1.0046	945	2.51	0.0792
VP4560000	124596	Wells Fargo	11/04/2019	04/01/2022	0.120	0.120	247,031.76	247,031.76	0.00	11.35	1.0000	0	0.01	0.0000
					1.384	0.779	3,862,031.76	3,931,424.69	(42,356.06)	5,436.27	1.0110	217	0.60	0.0083
		STN Pool Summary			1.469	0.453	19,851,149.35	20,126,511.90	(356,084.97)	80,246.73	1.0179	339	0.92	0.0216
Stanton II Contingency														
89236THU2	125334	CORP: Toyota Motor	01/11/2021	01/11/2024	0.450	0.373	500,000.00	503,205.75	(1,150.00)	500.00	1.0023	650	1.77	0.0412
91282CDB4	125667	US Treasury	10/20/2021	10/15/2024	0.625	0.710	500,000.00	507,189.69	1,253.75	1,438.36	0.9975	928	2.52	0.0779
VP4560000	124593	Wells Fargo	11/04/2019	04/01/2022	0.120	0.120	128,686.45	128,686.45	0.00	5.51	1.0000	0	0.01	0.0000
					0.490	0.493	1,128,686.45	1,139,081.89	103.75	1,943.87	0.9999	699	1.90	0.0528
Stanton II Debt Service 2012														
X9X9USDADM1	123459	MORGAN STANLEY LIQ	03/12/2019	04/01/2022	0.050	0.050	3,779,192.54	3,779,192.54	0.00	112.86	1.0000	0	0.01	0.0000
					0.050	0.050	3,779,192.54	3,779,192.54	0.00	112.86	1.0000	0	0.01	0.0000

Investment Report

April 1, 2022

<u>CUSIP</u>	<u>ContNo</u>	<u>Issuer</u>	<u>Purchase Date</u>	<u>Maturity Date</u>	<u>Coupon</u>	<u>Yield to Maturity</u>	<u>Current Par</u>	<u>Market Value</u>	<u>(Premium)/Discount</u>	<u>Accrued Interest</u>	<u>Original Cost</u>	<u>Days To Maturity</u>	<u>Duration</u>	<u>Convexity</u>
STANTON II DEBT SERVICE 2017A														
X9X9USDADM1	123460	MORGAN STANLEY LIQ	03/12/2019	04/01/2022	0.050	0.050	450,943.36	450,943.36	0.00	13.47	1.0000	0	0.01	0.0000
					0.050	0.050	450,943.36	450,943.36	0.00	13.47	1.0000	0	0.01	0.0000
STANTON II DEBT SERVICE 2017B														
X9X9USDADM1	123461	MORGAN STANLEY LIQ	03/12/2019	04/01/2022	0.050	0.050	2,869,269.13	2,869,269.13	0.00	39.65	1.0000	0	0.01	0.0000
					0.050	0.050	2,869,269.13	2,869,269.13	0.00	39.65	1.0000	0	0.01	0.0000
STANTON II DEBT SERVICE POOLED LOAN 2020-1														
N/A	125215	Goldman Sachs M-Mkt	09/28/2020	04/01/2022	0.010	0.010	286,079.33	286,079.33	0.00	0.32	1.0000	0	0.01	0.0000
					0.010	0.010	286,079.33	286,079.33	0.00	0.32	1.0000	0	0.01	0.0000
Stanton II Debt Service Reserve 2012														
53944REX3	125693	CP: LMA Americas	11/01/2021	05/31/2022	0.000	0.173	3,000,000.00	2,999,128.00	2,989.17	0.00	0.9990	60	0.16	0.0011
X9X9USDADM1	123458	MORGAN STANLEY LIQ	03/12/2019	04/01/2022	0.050	0.050	1,236,068.70	1,236,068.70	0.00	41.88	1.0000	0	0.01	0.0000
					0.015	0.137	4,236,068.70	4,235,196.70	2,989.17	41.88	0.9993	42	0.12	0.0008

Investment Report

April 1, 2022

<u>CUSIP</u>	<u>ContNo</u>	<u>Issuer</u>	<u>Purchase Date</u>	<u>Maturity Date</u>	<u>Coupon</u>	<u>Yield to Maturity</u>	<u>Current Par</u>	<u>Market Value</u>	<u>(Premium)/Discount</u>	<u>Accrued Interest</u>	<u>Original Cost</u>	<u>Days To Maturity</u>	<u>Duration</u>	<u>Convexity</u>
Stanton II General Reserve														
00344NXX7	125516	MUNI: ABILENE TX	06/09/2021	02/15/2025	0.997	0.589	1,105,000.00	1,131,685.63	(16,398.20)	1,407.71	1.0148	1,051	2.85	0.0979
02007GKL6	123888	CD: ALLY BK	06/27/2019	06/27/2022	2.250	2.250	249,000.00	251,719.95	0.00	1,458.18	1.0000	87	0.24	0.0018
02587DS66	124131	CD: American Express	08/28/2019	05/24/2022	2.400	1.949	245,000.00	247,894.06	(2,920.40)	2,062.03	1.0119	53	0.15	0.0009
035771W67	123871	MUNI: CITY ANNAPOLIS	06/25/2019	08/01/2026	2.901	2.482	360,000.00	399,189.60	(9,756.00)	1,740.60	1.0271	1,583	4.11	0.1965
05580AYV0	125391	CD: BMW NA	03/12/2021	09/12/2023	0.200	0.200	248,000.00	248,152.68	0.00	27.18	1.0000	529	1.45	0.0285
14042RMC2	123874	CD: CAPITAL 1 NA	06/26/2019	06/26/2023	2.250	2.250	249,000.00	256,913.18	0.00	1,473.53	1.0000	451	1.22	0.0221
14042TAX5	123873	CD: CAPITAL 1 NA	06/26/2019	06/26/2023	2.250	2.250	249,000.00	256,913.18	0.00	1,473.53	1.0000	451	1.22	0.0221
15118RRP4	124230	CD: CELTIC BANK	08/30/2019	08/30/2027	2.000	2.000	250,000.00	270,439.08	0.00	27.40	1.0000	1,977	5.15	0.3000
17312QM97	124132	CD: Citibank	08/28/2019	06/15/2022	3.100	1.949	245,000.00	248,738.58	(7,634.20)	2,226.48	1.0312	75	0.21	0.0014
23223PFG7	125294	MUNI: Cuyahoga Cnty	12/04/2020	12/01/2023	1.828	0.300	1,000,000.00	1,033,721.50	(45,470.00)	6,093.33	1.0455	609	1.64	0.0368
254673ZL3	124129	CD: Discover Bank	08/28/2019	06/26/2026	2.650	2.200	250,000.00	275,505.94	(7,092.50)	1,742.47	1.0284	1,547	4.02	0.1889
31315PZS1	125349	FAMCA	01/20/2021	01/24/2023	2.130	2.156	300,000.00	313,745.75	150.00	1,189.25	0.9995	298	0.81	0.0113
38149MBW2	123875	CD: GOLDMAN SACHS	06/26/2019	06/26/2023	2.350	2.350	249,000.00	257,286.25	0.00	1,539.02	1.0000	451	1.22	0.0221
404280BA6	124985	CORP: HSBC	03/11/2020	05/25/2023	3.600	1.650	1,000,000.00	1,052,410.11	(60,620.00)	12,500.00	1.0606	419	1.12	0.0197
438670Q79	124456	MUNI: CTY HONOLULU	10/16/2019	11/01/2022	2.512	1.721	750,000.00	785,697.33	(17,325.00)	7,902.33	1.0231	214	0.58	0.0069
4423315T7	124242	MUNI: HOUSTON	09/10/2019	03/01/2024	1.950	1.845	500,000.00	522,071.33	(2,255.00)	821.33	1.0045	700	1.89	0.0470
45506DWT8	123872	MUNI: INDIANA STATE	06/25/2019	07/01/2027	2.816	2.532	950,000.00	1,036,079.50	(19,475.00)	6,688.00	1.0205	1,917	4.91	0.2743
459200HP9	123963	CORP: IBM	07/15/2019	08/01/2023	3.375	2.423	500,000.00	524,408.63	(18,235.00)	2,812.50	1.0365	487	1.31	0.0251
61760AV55	124127	CD: MORGAN	08/28/2019	08/22/2024	2.000	2.000	250,000.00	261,207.72	0.00	520.55	1.0000	874	2.35	0.0693
64966MEB1	124124	MUNI: NYC	08/28/2019	08/01/2027	2.520	2.128	300,000.00	314,739.00	(8,526.00)	1,260.00	1.0284	1,948	5.03	0.2854
64966MGL7	123854	MUNI: NYC Trans Fin	06/21/2019	12/01/2024	2.900	2.355	2,875,000.00	3,119,913.26	(79,522.50)	28,023.26	1.0277	975	2.57	0.0831
67869TAD7	123970	MUNI: OKL CNTY SD	07/15/2019	06/01/2024	2.650	2.260	1,000,000.00	1,054,876.94	(17,870.00)	8,906.94	1.0179	792	2.11	0.0580
68607VT54	123966	MUNI: OREGON LOTTERY	07/15/2019	04/01/2025	2.946	2.270	1,000,000.00	1,088,885.00	(35,860.00)	14,893.67	1.0359	1,096	2.86	0.1014
69349LAG3	125381	CORP: PNC	02/19/2021	11/01/2022	2.700	0.305	750,000.00	770,053.73	(30,330.00)	8,493.75	1.0404	214	0.58	0.0069
70153RKR8	125407	CD: PARKWAY BK & TRT	03/30/2021	03/30/2023	0.150	0.150	248,000.00	248,009.01	0.00	2.04	1.0000	363	0.99	0.0150
73474TAR1	123965	MUNI: PORT OF MORROW	07/15/2019	09/01/2025	2.302	2.423	500,000.00	532,491.14	3,435.00	991.14	0.9931	1,249	3.31	0.1305
73723RH6	124121	MUNI: CITY OF PORTS	08/28/2019	02/01/2027	2.000	1.967	500,000.00	529,474.83	(1,140.00)	1,629.83	1.0023	1,767	4.63	0.2444
74153WCM9	125522	CORP: PRICOA GL FD	06/10/2021	09/01/2025	0.800	0.860	895,000.00	912,950.89	2,225.31	596.67	0.9975	1,249	3.38	0.1340
7954503Q6	123877	CD: SALLIE MAE	06/26/2019	06/27/2022	2.250	2.248	249,000.00	257,931.92	0.00	1,458.18	1.0000	87	0.24	0.0019
864784GR8	125296	MUNI: SUFFOLKVA	12/04/2020	06/01/2024	0.750	0.391	1,000,000.00	1,014,821.57	(12,440.00)	2,500.00	1.0124	792	2.16	0.0588
88213AGC3	124126	MUNI: TEXAS A&M UNIV	08/28/2019	05/15/2027	2.508	2.058	100,000.00	108,393.66	(3,175.00)	949.16	1.0318	1,870	4.82	0.2647
88213AHL2	123968	MUNI: TEXAS A&M UNIV	07/15/2019	05/15/2024	2.884	2.215	500,000.00	546,145.11	(15,195.00)	5,487.61	1.0304	775	2.05	0.0558
91282CBD2	125344	US Treasury	01/21/2021	12/31/2022	0.125	0.131	1,500,000.00	1,500,626.83	176.39	479.17	0.9999	274	0.76	0.0097
91282CDB4	125666	US Treasury	10/20/2021	10/15/2024	0.625	0.710	2,000,000.00	2,028,758.77	5,014.98	5,753.42	0.9975	928	2.52	0.0779
91282CDS7	125762	US Treasury	01/18/2022	01/15/2025	1.125	1.202	5,000,000.00	5,143,091.61	11,300.00	11,809.39	0.9977	1,020	2.75	0.0921
949763RK4	124130	CD: WELLS FARGO	08/28/2019	06/14/2022	3.100	1.949	245,000.00	246,852.94	(7,663.60)	374.55	1.0313	74	0.20	0.0015

Investment Report

April 1, 2022

<u>CUSIP</u>	<u>ContNo</u>	<u>Issuer</u>	<u>Purchase Date</u>	<u>Maturity Date</u>	<u>Coupon</u>	<u>Yield to Maturity</u>	<u>Current Par</u>	<u>Market Value</u>	<u>(Premium)/Discount</u>	<u>Accrued Interest</u>	<u>Original Cost</u>	<u>Days To Maturity</u>	<u>Duration</u>	<u>Convexity</u>
Stanton II General Reserve (Continued)														
VP4560000	124594	Wells Fargo	11/04/2019	04/01/2022	0.120	0.120	1,896,751.92	1,896,751.92	0.00	36.90	1.0000	0	0.01	0.0000
					1.743	1.374	29,507,751.92	30,688,548.13	(396,601.72)	147,351.10	1.0134	812	2.16	0.0762
Stanton II O&M														
05565EBM6	125647	CORP: BMW	10/01/2021	04/06/2023	3.800	0.436	1,000,000.00	1,055,726.61	(50,700.00)	18,472.22	1.0507	370	0.99	0.0163
110122CY2	125630	CORP: Bristol-Myers	09/13/2021	02/15/2023	2.750	0.389	800,000.00	821,161.35	(26,760.00)	2,811.11	1.0335	320	0.87	0.0125
3135G05T6	125536	FNMA	07/08/2021	08/18/2023	0.350	0.291	1,000,000.00	1,003,007.08	(1,250.00)	418.06	1.0013	504	1.38	0.0263
377373AL9	125520	CORP: GLAXOSMITH	06/10/2021	10/01/2023	0.534	0.373	1,000,000.00	1,008,615.25	(3,690.00)	2,670.00	1.0037	548	1.50	0.0308
62455BFF7	125713	CP: Mountcliff Fund	11/30/2021	06/15/2022	0.000	0.233	2,000,000.00	1,999,195.79	2,517.22	0.00	0.9987	75	0.21	0.0014
91282CBE0	125791	US Treasury	01/31/2022	01/15/2024	0.125	1.146	500,000.00	499,968.15	9,843.74	131.22	0.9803	654	1.79	0.0415
N/A	125282	STANTON II SBA	11/05/2020	04/01/2022	0.400	0.400	1,094,145.86	1,094,145.86	0.00	343.97	1.0000	0	0.01	0.0000
VP4560000	125385	Wells Fargo	12/31/2020	04/01/2022	0.120	0.120	2,600,503.73	2,600,503.73	0.00	63.41	1.0000	0	0.01	0.0000
					0.770	0.320	9,994,649.59	10,082,323.82	(70,039.04)	24,909.99	1.0070	216	0.59	0.0107
STANTON II PROJECT FUND 2020 POOLED LOAN														
N/A	125118	Goldman Sachs M-Mkt	06/25/2020	04/01/2022	0.010	0.010	0.05	0.05	0.00	0.00	1.0000	0	0.01	0.0000
					0.010	0.010	0.05	0.05	0.00	0.00	1.0000	0	0.01	0.0000
Stanton II R&R														
15654VAR9	125638	CORP: Century Housin	09/16/2021	02/15/2023	0.300	0.300	500,000.00	500,859.61	0.00	66.67	1.0000	320	0.88	0.0123
3133ENLB4	125763	FFCB	01/18/2022	01/18/2023	0.460	0.500	500,000.00	501,724.77	200.00	466.39	0.9996	292	0.80	0.0106
742718EB1	125586	CORP: Procter & Gamb	08/26/2021	08/15/2023	3.100	0.246	300,000.00	313,388.40	(16,809.00)	1,188.33	1.0560	501	1.35	0.0263
87165FC85	125676	CD: SYNCHRONY BANK	10/29/2021	10/28/2022	0.150	0.150	249,000.00	249,170.23	0.00	157.59	1.0000	210	0.57	0.0062
89236THU2	125332	CORP: Toyota Motor	01/11/2021	01/11/2024	0.450	0.373	500,000.00	503,205.75	(1,150.00)	500.00	1.0023	650	1.77	0.0412
90348JT34	125639	CD: UBS BANK	09/22/2021	09/22/2023	0.350	0.350	250,000.00	250,700.66	0.00	23.97	1.0000	539	1.47	0.0296
9128282W9	125821	US Treasury	03/15/2022	09/30/2022	1.875	0.844	1,000,000.00	1,008,861.93	(5,580.00)	51.23	1.0056	182	0.50	0.0050
9128284D9	125841	US Treasury	03/23/2022	03/31/2023	2.500	1.587	500,000.00	511,890.12	(4,609.38)	34.15	1.0092	364	0.99	0.0153
VP4560000	124595	Wells Fargo	11/04/2019	04/01/2022	0.120	0.120	682,298.79	682,298.79	0.00	31.72	1.0000	0	0.01	0.0000
					1.086	0.559	4,481,298.79	4,522,100.26	(27,948.38)	2,520.05	1.0062	297	0.81	0.0137
STANTON II REVENUE FUND 2020 POOLED LOAN														
N/A	125409	Goldman Sachs M-Mkt	03/29/2021	04/01/2022	0.010	0.010	3,750.01	3,750.01	0.00	0.00	1.0000	0	0.01	0.0000
					0.010	0.010	3,750.01	3,750.01	0.00	0.00	1.0000	0	0.01	0.0000
STANTON II SUBORDINATED DEBT FUND 2020														
X9X9USDADM1	125145	MORGAN STANLEY LIQ	07/27/2020	04/01/2022	0.050	0.050	46.74	46.74	0.00	6.95	1.0000	0	0.01	0.0000
					0.050	0.050	46.74	46.74	0.00	6.95	1.0000	0	0.01	0.0000
		STN2 Pool Summary			1.145	0.842	56,737,736.61	58,056,531.96	(491,496.22)	176,940.14	1.0087	501	1.34	0.0437

Investment Report

April 1, 2022

CUSIP	ContNo	Issuer	Purchase Date	Maturity Date	Coupon	Yield to Maturity	Current Par	Market Value	(Premium)/Discount	Accrued Interest	Original Cost	Days To Maturity	Duration	Convexity
Tri City Contingency														
05531FBJ1	125619	CORP: Truist	09/02/2021	03/16/2023	2.200	0.359	150,000.00	153,124.86	(4,233.00)	137.50	1.0282	349	0.95	0.0143
91282CDB4	125668	US Treasury	10/20/2021	10/15/2024	0.625	0.710	150,000.00	152,156.91	376.12	431.51	0.9975	928	2.52	0.0779
VP4560000	124597	Wells Fargo	11/04/2019	04/01/2022	0.120	0.120	19,551.54	19,551.54	0.00	1.26	1.0000	0	0.01	0.0000
					1.333	0.509	319,551.54	324,833.31	(3,856.88)	570.27	1.0121	599	1.63	0.0433
Tri City General Reserve														
05531FBJ1	125620	CORP: Truist	09/02/2021	03/16/2023	2.200	0.359	100,000.00	102,083.25	(2,822.00)	91.67	1.0282	349	0.95	0.0143
31422XTC6	125785	FAMCA	01/26/2022	01/26/2024	0.875	0.940	250,000.00	253,551.42	321.22	394.97	0.9987	665	1.81	0.0429
89235MKZ3	125466	CD: TOYOTA FIN BK	04/30/2021	05/01/2023	0.200	0.200	250,000.00	250,345.65	0.00	210.96	1.0000	395	1.08	0.0174
VP4560000	124598	Wells Fargo	11/04/2019	04/01/2022	0.120	0.120	144,561.48	144,561.48	0.00	5.94	1.0000	0	0.01	0.0000
					0.680	0.454	744,561.48	750,541.80	(2,500.78)	703.54	1.0034	403	1.10	0.0222
Tri City O&M														
N/A	125283	TRI CITY SBA	11/05/2020	04/01/2022	0.400	0.400	907,127.13	907,127.13	0.00	44.20	1.0000	0	0.01	0.0000
VP4560000	124614	Wells Fargo	11/21/2019	04/01/2022	0.120	0.120	252,863.63	252,863.63	0.00	29.08	1.0000	0	0.01	0.0000
					0.339	0.339	1,159,990.76	1,159,990.76	0.00	73.28	1.0000	0	0.01	0.0000
Tri City R&R														
05914GAC2	125395	MUNI: BALTIMORE CNTY	03/22/2021	08/01/2023	0.240	0.216	250,000.00	250,370.23	(142.50)	100.00	1.0006	487	1.33	0.0248
313385XN1	125815	FHLB	02/28/2022	06/01/2022	0.000	0.386	250,000.00	249,973.96	245.42	0.00	0.9990	61	0.17	0.0011
3133ELNE0	125810	FFCB	02/11/2022	02/14/2024	1.430	1.537	250,000.00	256,288.36	525.00	466.74	0.9979	684	1.85	0.0451
87165FC85	125677	CD: SYNCHRONY BANK	10/29/2021	10/28/2022	0.150	0.150	249,000.00	249,170.23	0.00	157.59	1.0000	210	0.57	0.0062
VP4560000	124578	Wells Fargo	11/04/2019	04/01/2022	0.120	0.120	370,503.33	370,503.33	0.00	14.70	1.0000	0	0.01	0.0000
					0.365	0.450	1,369,503.33	1,376,306.11	627.92	739.03	0.9995	263	0.72	0.0141
		TRI Pool Summary			0.508	0.420	3,593,607.11	3,611,671.98	(5,729.74)	2,086.12	1.0016	237	0.65	0.0138
FMMA AS AGENT FOR UTILITIES COMMISSION NEW SMYRNA BEACH														
05600LAB2	125728	CORP: BMW	12/22/2021	08/14/2024	2.400	1.130	5,000,000.00	5,279,705.08	(165,000.00)	15,666.67	1.0330	866	2.31	0.0680
3130AQF57	125732	FHLB	12/22/2021	12/22/2023	0.625	0.721	4,500,000.00	4,542,533.55	8,568.00	7,734.38	0.9981	630	1.72	0.0390
3133ENHR4	125730	FFCB	12/22/2021	12/20/2023	0.680	0.705	4,500,000.00	4,547,536.28	2,224.45	8,585.00	0.9995	628	1.71	0.0388
31422XRZ7	125733	FAMCA	12/27/2021	12/27/2024	0.940	0.930	2,500,000.00	2,554,477.19	(725.00)	6,136.11	1.0003	1,001	2.71	0.0892
718172BMO	125727	CORP: PHILLIP MORRIS	12/22/2021	11/10/2024	3.250	1.080	4,306,000.00	4,705,124.91	(264,517.58)	54,811.79	1.0614	954	2.51	0.0798
75888XML7	125731	CP: Regatta Funding	12/22/2021	12/20/2022	0.000	0.663	2,100,000.00	2,095,772.81	13,763.75	0.00	0.9934	263	0.72	0.0088
912828YY0	125787	US Treasury	01/27/2022	12/31/2024	1.750	1.232	4,880,000.00	5,111,499.70	(72,472.49)	21,350.00	1.0149	1,005	2.69	0.0890
91282CBU4	125735	US Treasury	12/22/2021	03/31/2023	0.125	0.459	1,640,000.00	1,640,084.59	6,959.65	5.69	0.9958	364	1.00	0.0150
N/A	125737	UCNSB SBA	12/20/2021	04/01/2022	0.400	0.400	10,005,315.96	10,005,315.96	0.00	2,467.39	1.0000	0	0.01	0.0000
VP4560000	125725	Wells Fargo	12/20/2021	04/01/2022	0.120	0.120	67,875.12	67,875.12	0.00	2.88	1.0000	0	0.01	0.0000
					1.189	0.790	39,499,191.08	40,549,925.19	(471,199.22)	116,759.91	1.0119	574	1.54	0.0439
		UCNS Pool Summary			1.189	0.790	39,499,191.08	40,549,925.19	(471,199.22)	116,759.91	1.0119	574	1.54	0.0439
		Open Investments			0.865	0.537	593,918,046.41	605,060,558.90	(5,642,607.93)	1,227,111.49	0.9986	417	1.12	0.0382