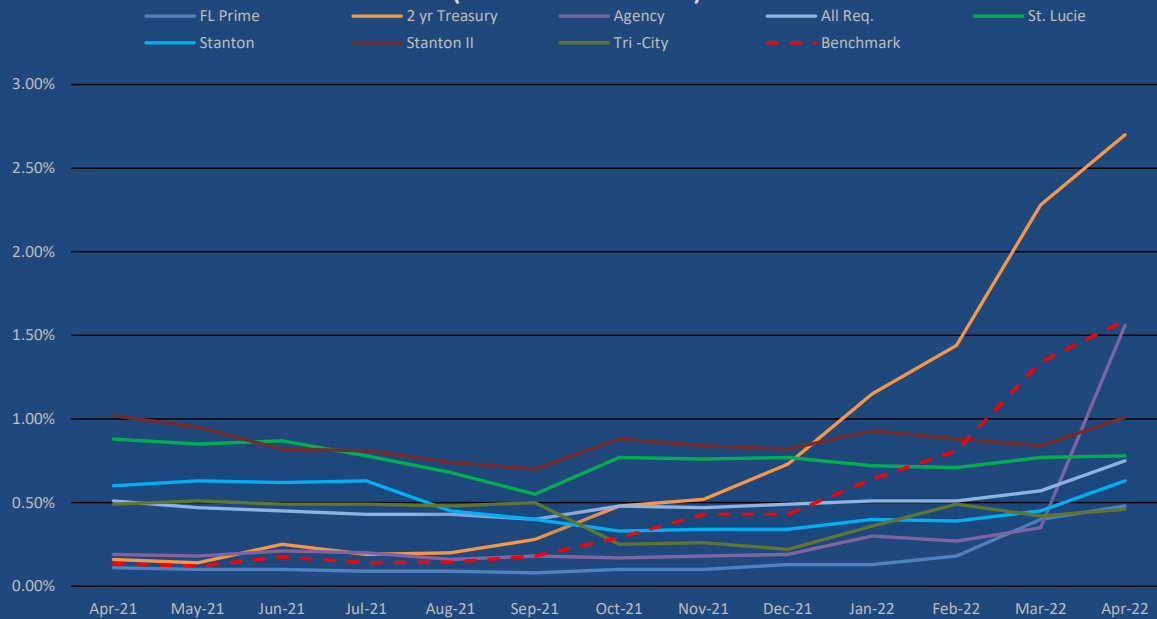
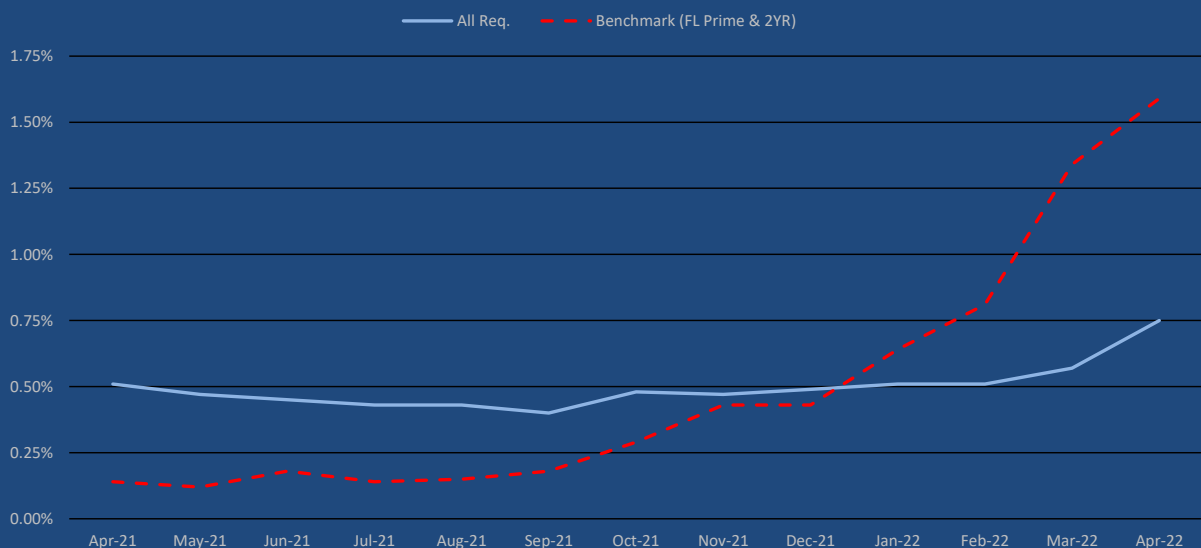


FMPA BOD Projects Total Weighted Average Yield vs. Florida Prime and 2 YR & 5YR Treasury (APR 2021 - APR 2022)



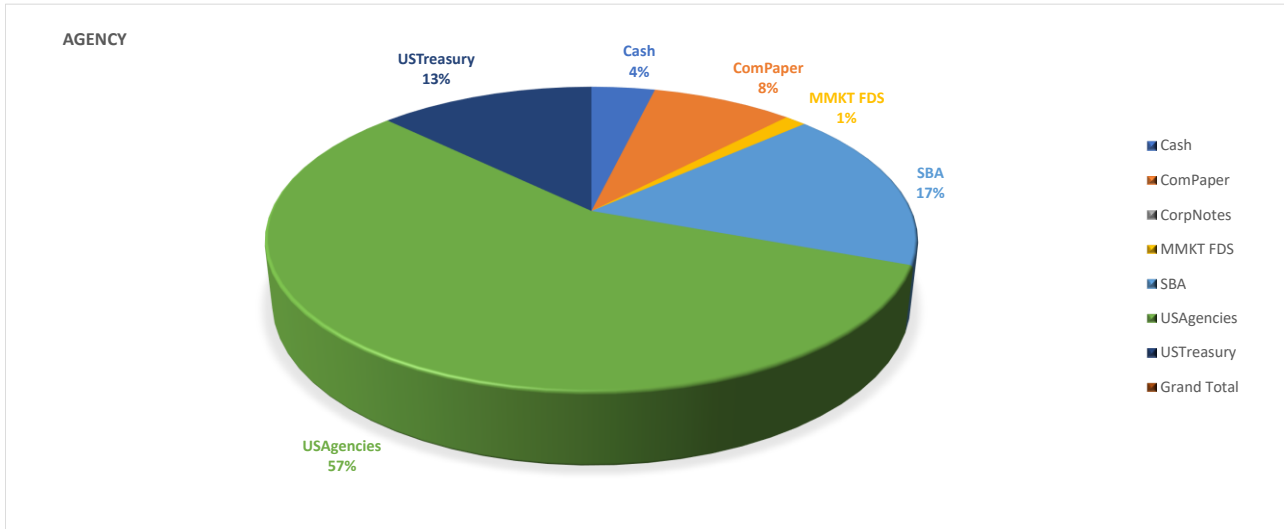
Month	FL Prime	2 yr Treasury	Benchmark	Agency	All Req.	St. Lucie	Stanton	Stanton II	Tri-City
3/31/2021	0.13%	0.16%	0.15%	0.73%	0.40%	0.89%	0.68%	0.99%	0.50%
4/30/2021	0.11%	0.16%	0.14%	0.19%	0.51%	0.88%	0.60%	1.02%	0.49%
5/31/2021	0.10%	0.14%	0.12%	0.18%	0.47%	0.85%	0.63%	0.95%	0.51%
6/30/2021	0.10%	0.25%	0.18%	0.21%	0.45%	0.87%	0.62%	0.82%	0.49%
7/31/2021	0.09%	0.19%	0.14%	0.20%	0.43%	0.78%	0.63%	0.81%	0.49%
8/31/2021	0.09%	0.20%	0.15%	0.16%	0.43%	0.68%	0.45%	0.74%	0.48%
9/30/2021	0.08%	0.28%	0.18%	0.18%	0.40%	0.55%	0.40%	0.70%	0.50%
10/31/2021	0.10%	0.48%	0.29%	0.17%	0.48%	0.77%	0.33%	0.88%	0.25%
11/30/2021	0.10%	0.52%	0.43%	0.18%	0.47%	0.76%	0.34%	0.84%	0.26%
12/31/2021	0.13%	0.73%	0.43%	0.19%	0.49%	0.77%	0.34%	0.82%	0.22%
1/31/2022	0.13%	1.15%	0.64%	0.30%	0.51%	0.72%	0.40%	0.93%	0.36%
2/28/2022	0.18%	1.44%	0.81%	0.27%	0.51%	0.71%	0.39%	0.88%	0.49%
3/31/2022	0.40%	2.28%	1.34%	0.35%	0.57%	0.77%	0.45%	0.84%	0.42%
4/30/2022	0.48%	2.70%	1.59%	1.56%	0.75%	0.78%	0.63%	1.01%	0.46%

FMPA All-Requirements Total Weighted Average Yield vs. Florida Prime and 2 Year Treasury (APR 2021 - APR 2022)

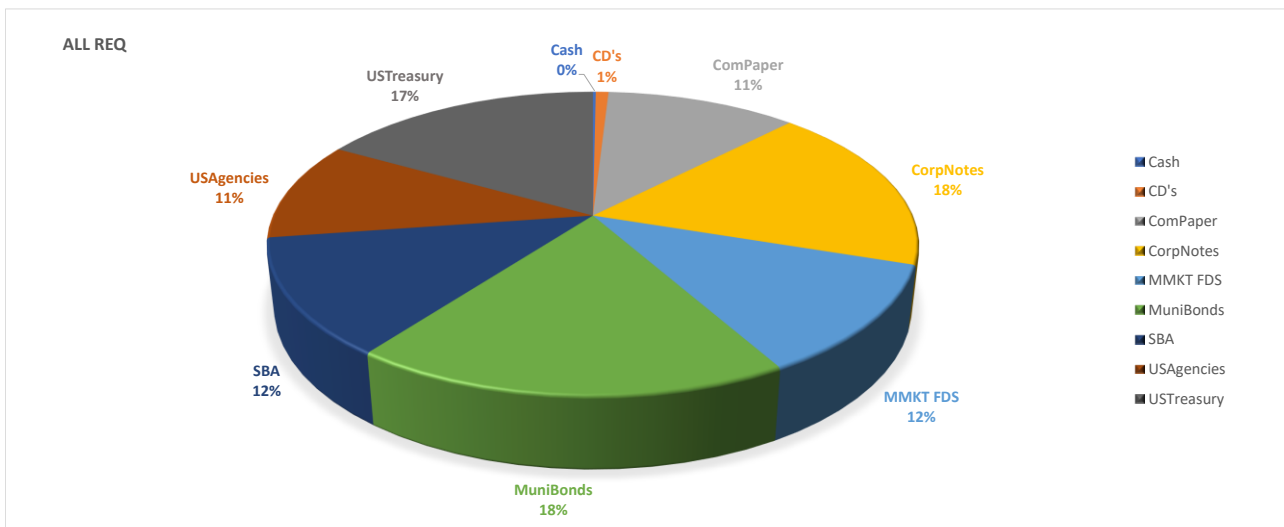


FMPA_MonthlyDiversification_ARPIL 2022

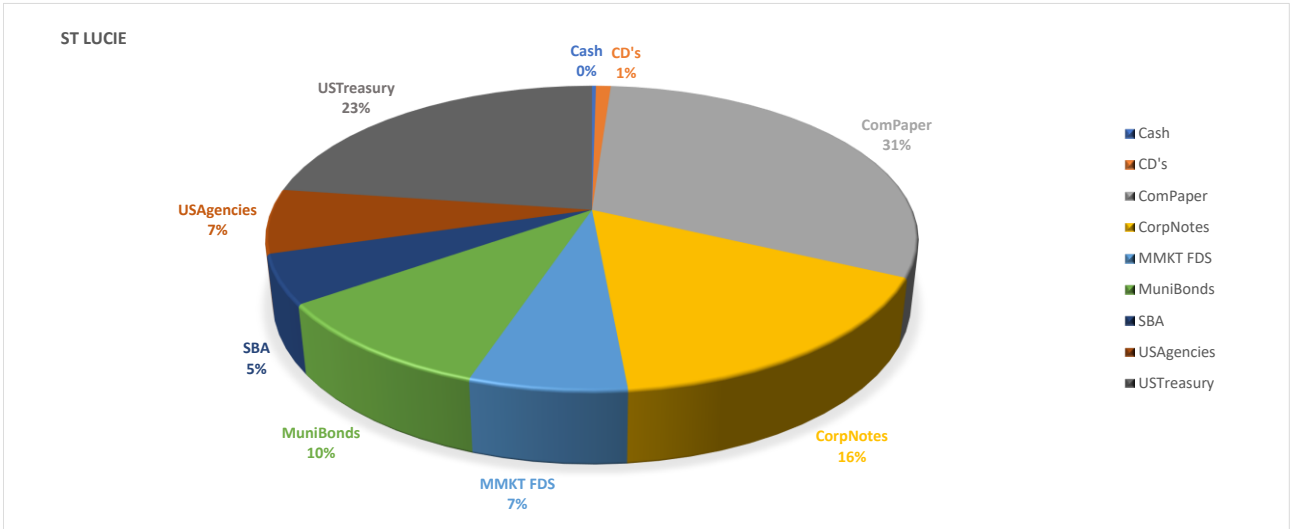
AGENCY								
	Cash	ComPaper	CorpNotes	MMKT FDS	SBA	USAgencies	USTreasury	Grand Total
AGN	448,190.01							448,190.01
AGN-O&M		998,891.49	-	153,134.65	2,050,936.78	6,744,433.64	1,522,945.87	11,470,342.43
Grand Total	448,190.01	998,891.49	-	153,134.65	2,050,936.78	6,744,433.64	1,522,945.87	11,918,532.44
% OF TOTAL	4%	8%	0%	1%	17%	57%	13%	100%



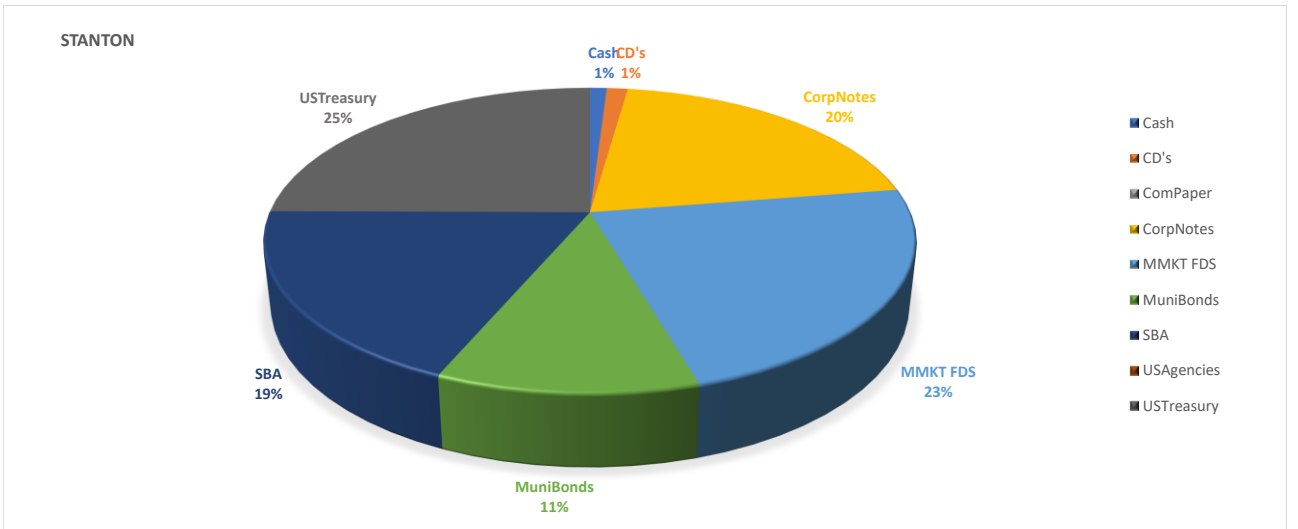
ALL REQ										
Row Labels	Cash	CD's	ComPaper	CorpNotes	MMKT FDS	MuniBonds	SBA	USAgencies	USTreasury	Grand Total
ARP	450,000.00									450,000.00
ARP-GEN		500,741.05			91,432.50			1,525,212.26	3,150,317.76	5,267,703.57
ARP-O&M		1,029,632.67		2,556,275.62	14,453,296.95	4,898,888.76	30,650,780.93	6,510,534.84	23,449,493.57	83,548,903.34
ARP-R&R		250,147.10		5,052,396.52	892,127.47	8,535,331.19		5,895,985.65	4,932,987.89	25,558,975.82
ARP-SOLAR		251,425.61		3,510,497.65	25,866.80					3,787,790.06
ARP RPA			2,599,509.74		1,034,639.29					3,634,149.03
ARP-2019B			799,450.69		199,354.14					998,804.83
ARP-21BSUB			2,999,657.92	35,818,247.64	820,273.63	32,512,082.12	1,990,400.71	14,367,966.51		88,508,628.53
ARP-CON13A			999,710.32		734,181.26				561,878.01	2,295,769.59
ARP-DS15B			3,397,665.44		976,189.74					4,373,855.18
ARP-DS16A			16,284,282.25		795,452.56					17,079,734.81
ARP-DS17B			3,396,881.34		765,697.13					4,162,578.47
ARP-CONT				1,055,866.06	82,602.09	308,499.45				1,446,967.60
ARP-2019A					314,018.76					314,018.76
ARP-21A DS					208,656.16					208,656.16
ARP-21ACON					9,352,791.83	3,274,174.42	700,840.40		13,004,334.07	26,332,140.72
ARP-21B DS					189,506.64					189,506.64
ARP-DS17A					290,812.49					290,812.49
ARP-DS18A					177,044.64					177,044.64
ARP-SUBDBT					2.51					2.51
Grand Total	450,000.00	2,031,946.43	30,477,157.70	47,993,283.49	31,403,946.59	49,528,975.94	33,342,022.04	28,299,699.26	45,099,011.30	268,626,042.75
% OF TOTAL	0%	1%	11%	18%	12%	18%	12%	11%	17%	100%



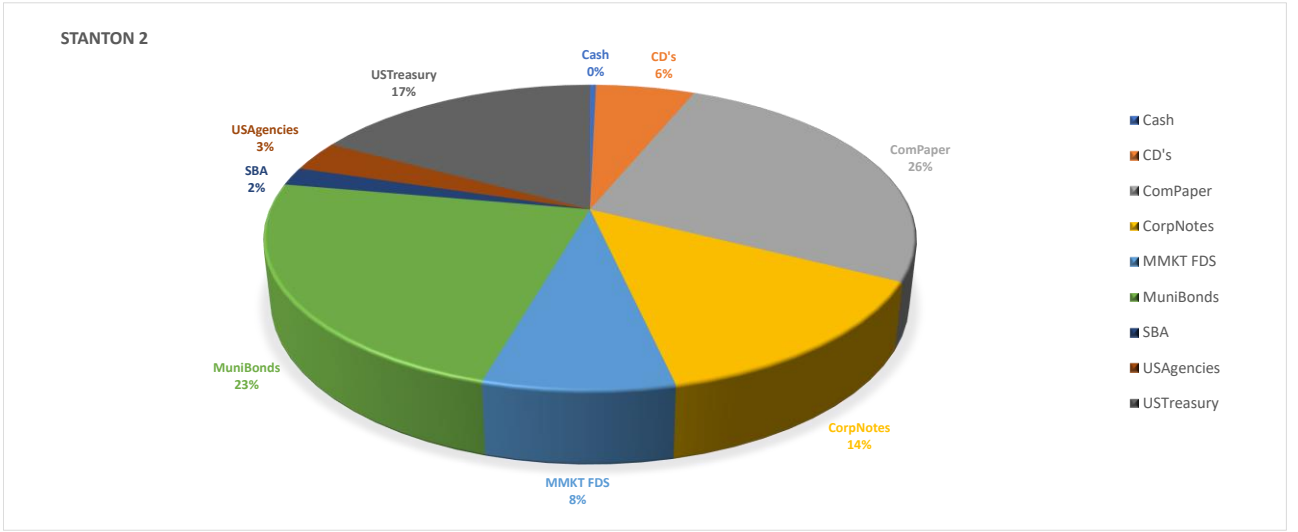
ST LUCIE										
Row Labels	Cash	CD's	ComPaper	CorpNotes	MMKT FDS	MuniBonds	SBA	USAgencies	USTreasury	Grand Total
SL	200,000.00									200,000.00
STL-R&R		749,899.79	998,506.26	1,104,513.47	213,179.84	1,556,093.04			2,016,224.41	6,638,416.81
STL NFS			3,999,349.66		662,860.89					4,662,210.55
STL-12-DSR			3,399,339.41		59,481.25					3,458,820.66
STL-GEN			16,996,943.31	11,460,696.15	814,831.14	7,067,701.27		5,228,888.90	7,545,083.81	49,114,144.58
STL-O&M			998,525.86	1,018,706.78	1,004,103.35		4,424,453.11		2,054,881.33	9,500,670.43
STL-CONT				518,017.80	1,056,669.75				767,929.56	2,342,617.11
STL-12-DS					254,987.82					254,987.82
STL-DS13A					807,096.64					807,096.64
STL-DS21A					761,631.47					761,631.47
STL-DECOM								595,577.22	7,058,789.69	7,654,366.91
Grand Total	200,000.00	749,899.79	26,392,664.50	14,101,934.20	5,634,842.15	8,623,794.31	4,424,453.11	5,824,466.12	19,442,908.80	85,394,962.98
% OF TOTAL	0%	1%	31%	16%	7%	10%	5%	7%	23%	100%



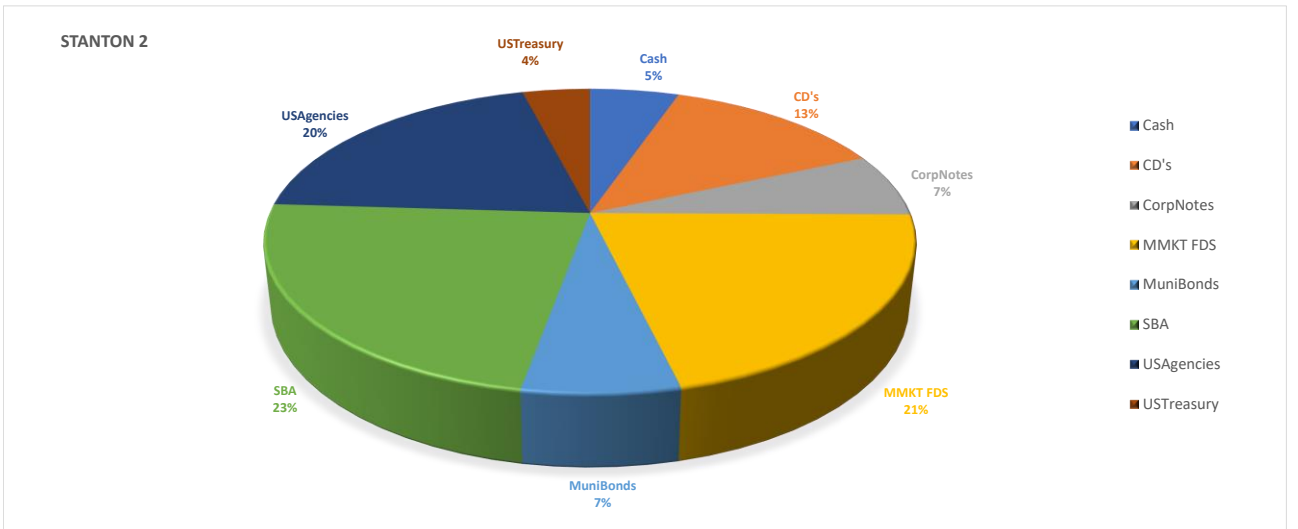
STANTON										
Row Labels	Cash	CD's	ComPaper	CorpNotes	MMKT FDS	MuniBonds	SBA	USAgencies	USTreasury	Grand Total
STN	200,000.00									200,000.00
STN-GEN		250,316.80		4,095,790.85	2,011,657.81	1,042,356.57			2,022,955.84	9,423,077.87
STN-CONT					1,088,748.91			-		1,088,748.91
STN-O&M					1,158,435.30		3,775,816.79		500,047.38	5,434,299.47
STN-R&R					388,166.36	1,177,615.01			2,509,757.17	4,075,538.54
Grand Total	200,000.00	250,316.80	-	4,095,790.85	4,647,008.38	2,219,971.58	3,775,816.79	-	5,032,760.39	20,221,664.79
% OF TOTAL	1%	1%	0%	20%	23%	11%	19%	0%	25%	100%



STANTON 2										
Row Labels	Cash	CD's	ComPaper	CorpNotes	MMKT FDS	MuniBonds	SBA	USAgencies	USTreasury	Grand Total
STN2	200,000.00									200,000.00
STN2-GEN		2,831,431.96	3,399,594.79	3,260,502.28	575,327.24	13,230,237.13		314,278.25	7,167,270.57	30,778,642.22
STN2-R&R		499,873.17		1,317,636.43	1,049,745.82			501,789.52	1,520,917.66	4,889,962.60
STN2-12DS			2,899,654.38		667,418.16					3,567,072.54
STN2-12DSR			4,099,526.82		136,975.39					4,236,502.21
STN2-DS17B			2,499,630.26		507,819.15					3,007,449.41
STN2-O&M			1,999,611.25	2,864,206.99	1,161,992.09		1,094,553.10	1,003,182.73	500,047.38	8,623,593.54
STN2-CONT				503,285.71	130,255.56			-	505,738.96	1,139,280.23
STN2-DS17A					268,788.53					268,788.53
STN2-DS20					1.08					1.08
STN2-PR20					0.05					0.05
STN2-REV20					0.01					0.01
STN2-SUBDT					47,733.08					47,733.08
Grand Total	200,000.00	3,331,305.13	14,898,017.50	7,945,631.41	4,546,056.16	13,230,237.13	1,094,553.10	1,819,250.50	9,693,974.57	56,759,025.50
% OF TOTAL	0%	6%	26%	14%	8%	23%	2%	3%	17%	100%



TRI CITY										
Row Labels	Cash	CD's	CorpNotes	MMKT FDS	MuniBonds	SBA	USAgencies	USTreasury	Grand Total	
TC	200,000.00								200,000.00	
TRI-GEN		250,134.22	102,095.81	157,317.87			253,603.27		763,151.17	
TRI-R&R		249,200.73		423,883.10	250,409.47		506,328.87		1,429,822.17	
TRI-CONT			153,143.70	20,021.69				151,721.69	324,887.08	
TRI-O&M				198,787.63		877,349.00			1,076,136.63	
Grand Total	200,000.00	499,334.95	255,239.51	800,010.29	250,409.47	877,349.00	759,932.14	151,721.69	3,793,997.05	
% OF TOTAL	5%	13%	7%	21%	7%	23%	20%	4%	100%	



Investment Report

May 1, 2022

CUSIP	ContNo	Issuer	Purchase Date	Maturity Date	Coupon	Yield to Maturity	Current Par	Market Value	(Premium)/Discount	Accrued Interest	Original Cost	Days To Maturity	Duration	Convexity
Agency O&M														
3133ENLB4	125764	FFCB	01/18/2022	01/18/2023	0.460	0.500	1,000,000.00	1,003,579.05	400.00	1,316.11	0.9996	262	0.72	0.0089
3133ENUS7	125858	FFCB	04/18/2022	04/18/2024	2.580	2.580	5,000,000.00	5,239,263.22	0.00	4,658.33	1.0000	718	1.93	0.0488
3135G05T6	125535	FNMA	07/08/2021	08/18/2023	0.350	0.291	500,000.00	501,591.37	(625.00)	354.86	1.0013	474	1.30	0.0237
62455BKJ3	125875	CP: Mountcliff Fund	04/25/2022	10/18/2022	0.000	1.790	1,000,000.00	998,891.49	8,555.56	0.00	0.9914	170	0.47	0.0045
9128283U2	125750	US Treasury	01/14/2022	01/31/2023	2.375	0.510	1,000,000.00	1,022,898.49	(19,433.62)	5,904.70	1.0194	275	0.75	0.0098
91282CBE0	125790	US Treasury	01/31/2022	01/15/2024	0.125	1.146	500,000.00	500,047.38	9,843.74	183.01	0.9803	624	1.71	0.0382
N/A	125278	AGENCY SBA	11/05/2020	05/02/2022	0.480	0.480	2,050,936.78	2,050,936.78	0.00	672.31	1.0000	1	0.00	0.0000
VP4560000	124711	Wells Fargo	11/26/2019	05/02/2022	0.210	0.210	153,134.65	153,134.65	0.00	334.18	1.0000	1	0.00	0.0000
					1.516	1.556	11,204,071.43	11,470,342.43	(1,259.32)	13,423.50	1.0001	433	1.17	0.0266
AGN Pool Summary					1.516	1.556	11,204,071.43	11,470,342.43	(1,259.32)	13,423.50	1.0001	433	1.17	0.0266
ALL REQUIREMENTS 2013A CONSTRUCTION														
37828XFW4	125859	CP: Glencove Fdg	04/18/2022	06/30/2022	0.000	0.965	1,000,000.00	999,710.32	1,926.39	0.00	0.9981	60	0.16	0.0011
912828XG0	125765	US Treasury	01/18/2022	06/30/2022	2.125	0.240	550,000.00	561,878.01	(4,665.31)	3,885.13	1.0085	60	0.16	0.0011
N/A	116079	Goldman Sachs M-Mkt	09/17/2013	05/02/2022	0.030	0.030	734,181.26	734,181.26	0.00	14.69	1.0000	1	0.00	0.0000
					0.521	0.490	2,284,181.26	2,295,769.59	(2,738.92)	3,899.82	1.0012	41	0.11	0.0008
ALL REQUIREMENTS 2021A CONSTRUCTION														
882724QX8	125679	MUNI: STATE OF TEXAS	10/29/2021	10/01/2022	1.614	0.121	3,250,000.00	3,274,174.42	(44,720.00)	4,371.25	1.0138	153	0.42	0.0039
912828ZH6	125673	US Treasury	10/28/2021	04/15/2023	0.250	0.304	2,500,000.00	2,503,404.78	1,952.51	273.97	0.9992	349	0.96	0.0142
91282CAP6	125683	US Treasury	10/29/2021	10/15/2023	0.125	0.486	2,500,000.00	2,499,822.13	17,579.46	138.89	0.9930	532	1.46	0.0288
91282CAR2	125455	US Treasury	04/27/2021	10/31/2022	0.125	0.125	2,000,000.00	2,000,231.13	(0.11)	6.94	1.0000	183	0.50	0.0051
91282CCU3	125602	US Treasury	08/31/2021	08/31/2023	0.125	0.203	6,000,000.00	6,000,876.03	9,375.00	1,284.53	0.9984	487	1.33	0.0247
N/A	125475	ARP 21A CONSTR SBA	04/30/2021	05/02/2022	0.480	0.480	700,840.40	700,840.40	0.00	167.09	1.0000	1	0.00	0.0000
N/A	125844	Goldman Sachs M-Mkt	02/28/2022	05/02/2022	0.030	0.030	9,352,791.83	9,352,791.83	0.00	50.22	1.0000	1	0.00	0.0000
					0.297	0.169	26,303,632.23	26,332,140.72	(15,813.14)	6,292.89	1.0006	228	0.63	0.0106

Investment Report

May 1, 2022

CUSIP	ContNo	Issuer	Purchase Date	Maturity Date	Coupon	Yield to Maturity	Current Par	Market Value	(Premium)/Discount	Accrued Interest	Original Cost	Days To Maturity	Duration	Convexity
ALL REQUIREMENTS 2021B SUBORDINATE BOND PROCEED														
02665WDL2	125449	CORP: HONDA	04/27/2021	07/08/2025	1.200	1.022	6,500,000.00	6,729,098.83	(47,385.00)	24,483.33	1.0073	1,164	3.13	0.1169
06406RAS6	125442	CORP: Bank of NY	04/27/2021	04/26/2024	0.500	0.487	5,000,000.00	5,034,923.70	(1,884.99)	347.22	1.0004	726	1.98	0.0500
10373QBJ8	125448	CORP: BP CAPITAL MKT	04/27/2021	04/06/2025	3.194	1.060	5,000,000.00	5,450,096.19	(410,799.99)	11,090.28	1.0822	1,071	2.83	0.0982
127145LF5	125506	MUNI: CACHE CNTY UT	05/27/2021	06/15/2025	3.000	0.660	1,975,000.00	2,168,845.57	(184,386.00)	22,383.33	1.0934	1,141	2.98	0.1092
160357XD6	125503	MUNI: CTY CHARLESTON	05/26/2021	03/01/2025	1.250	0.520	1,255,000.00	1,294,942.20	(34,098.35)	2,614.58	1.0272	1,035	2.79	0.0948
23223PFP7	125501	MUNI: Cuyahoga Cnty	05/21/2021	12/01/2023	4.000	0.093	2,500,000.00	2,693,194.05	(238,750.00)	41,666.67	1.0955	579	1.53	0.0335
235308D75	125460	MUNI: DALLAS TX SCH	04/27/2021	08/15/2025	4.000	0.700	6,110,000.00	6,918,132.30	(852,528.30)	51,595.56	1.1395	1,202	3.11	0.1179
3133EMWH1	125451	FFCB	04/27/2021	04/21/2025	0.710	0.710	3,000,000.00	3,041,841.28	0.00	591.67	1.0000	1,086	2.95	0.1036
3135G05X7	125450	FNMA	04/27/2021	08/25/2025	0.375	0.692	3,000,000.00	3,011,198.80	40,470.00	2,062.50	0.9865	1,212	3.30	0.1272
3135G06G3	125721	FNMA	12/08/2021	11/07/2025	0.500	1.192	5,000,000.00	5,046,088.89	131,900.00	12,083.33	0.9736	1,286	3.49	0.1417
3137EAEX3	125497	FHLMC	05/17/2021	09/23/2025	0.375	0.691	2,500,000.00	2,508,027.72	33,750.00	989.58	0.9865	1,241	3.38	0.1329
31422XTC6	125786	FAMCA	01/26/2022	01/26/2024	0.875	0.940	750,000.00	760,809.82	963.65	1,731.77	0.9987	635	1.73	0.0396
341271AD6	125458	MUNI: FLORIDA SBA	04/27/2021	07/01/2025	1.258	0.978	5,000,000.00	5,185,998.44	(57,150.00)	20,966.67	1.0114	1,157	3.10	0.1154
35569PFG3	125498	MUNI: FREDERICK CNTY	05/17/2021	08/01/2025	3.000	0.637	1,630,000.00	1,789,051.53	(159,560.70)	12,225.00	1.0979	1,188	3.11	0.1175
37331NAJ0	125441	CORP:GEORGIA-PAC IFIC	04/27/2021	09/30/2025	1.750	1.130	5,500,000.00	5,792,752.24	(146,841.42)	8,288.19	1.0267	1,248	3.33	0.1317
485106UW6	125461	Kansas City, MO	04/28/2021	04/01/2025	1.295	0.949	2,000,000.00	2,065,879.05	(26,600.00)	2,158.33	1.0133	1,066	2.87	0.0996
53944REX3	125694	CP: LMA Americas	11/01/2021	05/31/2022	0.000	0.173	3,000,000.00	2,999,657.92	2,989.17	0.00	0.9990	30	0.08	0.0005
68609TT81	125499	MUNI: Oregon State	05/18/2021	08/01/2025	0.803	0.666	1,300,000.00	1,327,265.91	(7,371.00)	2,609.75	1.0057	1,188	3.21	0.1220
74256LEE5	125440	CORP: PRINCIPAL LIFE	04/27/2021	06/23/2025	1.250	1.070	5,000,000.00	5,185,980.55	(36,450.00)	22,222.22	1.0073	1,149	3.08	0.1140
74368CAX2	125443	CORP: PROTECTIVELIFE	04/27/2021	07/15/2025	1.170	1.168	2,375,000.00	2,455,992.94	(155.61)	8,181.88	1.0001	1,171	3.15	0.1182
78015K7H1	125439	CORP: ROYAL BK CA	04/27/2021	06/10/2025	1.150	1.005	5,000,000.00	5,169,403.19	(29,149.99)	22,520.83	1.0058	1,136	3.05	0.1119
880591EW8	125720	MUNI: TVA	12/08/2021	05/15/2025	0.750	1.082	5,000,000.00	5,100,041.46	55,850.00	17,291.67	0.9888	1,110	3.00	0.1078
91417K2W0	125496	MUNI: UNIV COLORADO	05/17/2021	06/01/2025	2.347	0.650	3,690,000.00	3,968,731.61	(249,185.70)	36,085.13	1.0675	1,127	2.97	0.1080
N/A	125431	Goldman Sachs M-Mkt	04/15/2021	05/02/2022	0.030	0.030	820,273.63	820,273.63	0.00	8.40	1.0000	1	0.00	0.0000
N/A	125476	ARP 21B SUB SBA	04/30/2021	05/02/2022	0.480	0.480	1,990,400.71	1,990,400.71	0.00	760.50	1.0000	1	0.00	0.0000
					1.510	0.834	84,895,674.34	88,508,628.53	(2,216,374.23)	324,958.39	1.0261	1,037	2.78	0.1013
ALL REQUIREMENTS CONTINGENCY														
74153WCL1	125397	CORP: PRICOA GL FD	03/25/2021	09/23/2024	2.400	0.610	1,000,000.00	1,055,866.06	(61,800.00)	2,533.33	1.0618	876	2.34	0.0694
79642B3M3	120585	MUNI: SANWTR	06/20/2017	05/15/2023	5.000	1.390	270,000.00	308,499.45	(55,047.60)	6,225.00	1.2039	379	1.00	0.0173
VP4560000	124582	Wells Fargo	11/04/2019	05/02/2022	0.210	0.210	82,602.09	82,602.09	0.00	11.14	1.0000	1	0.00	0.0000
					2.785	0.741	1,352,602.09	1,446,967.60	(116,847.60)	8,769.47	1.0864	723	1.93	0.0547
ALL REQUIREMENTS DEBT SERVICE 2015B														
62455BHN8	125860	CP: Mountcliff Fund	04/18/2022	08/22/2022	0.000	1.345	3,400,000.00	3,397,665.44	15,708.00	0.00	0.9954	113	0.31	0.0025
N/A	118434	Goldman Sachs M-Mkt	01/28/2016	05/02/2022	0.030	0.030	976,189.74	976,189.74	0.00	22.27	1.0000	1	0.00	0.0000
					0.007	1.051	4,376,189.74	4,373,855.18	15,708.00	22.27	0.9964	88	0.24	0.0019

Investment Report

May 1, 2022

<u>CUSIP</u>	<u>ContNo</u>	<u>Issuer</u>	<u>Purchase Date</u>	<u>Maturity Date</u>	<u>Coupon</u>	<u>Yield to Maturity</u>	<u>Current Par</u>	<u>Market Value</u>	<u>(Premium)/Discount</u>	<u>Accrued Interest</u>	<u>Original Cost</u>	<u>Days To Maturity</u>	<u>Duration</u>	<u>Convexity</u>
ALL REQUIREMENTS DEBT SERVICE 2016A														
0347M3JW5	125865	CP: Anglesea Funding	04/19/2022	09/30/2022	0.000	1.326	13,300,000.00	13,287,101.32	78,765.56	0.00	0.9941	152	0.42	0.0038
67983UJS3	125879	CP: Old Line Fdg	04/29/2022	09/26/2022	0.000	1.684	3,000,000.00	2,997,180.93	20,625.00	0.00	0.9931	148	0.41	0.0037
N/A	118861	Goldman Sachs M-Mkt	05/12/2016	05/02/2022	0.030	0.030	795,452.56	795,452.56	0.00	83.10	1.0000	1	0.00	0.0000
					0.001	1.329	17,095,452.56	17,079,734.81	99,390.56	83.10	0.9942	144	0.39	0.0036
ALL REQUIREMENTS DEBT SERVICE 2017A														
N/A	120615	Goldman Sachs M-Mkt	06/30/2017	05/02/2022	0.030	0.030	290,812.49	290,812.49	0.00	1.77	1.0000	1	0.00	0.0000
					0.030	0.030	290,812.49	290,812.49	0.00	1.77	1.0000	1	0.00	0.0000
ALL REQUIREMENTS DEBT SERVICE 2017B														
62455BJP1	125872	CP: Mountcliff Fund	04/25/2022	09/23/2022	0.000	1.530	3,400,000.00	3,396,881.34	21,391.67	0.00	0.9937	145	0.40	0.0036
N/A	120616	Goldman Sachs M-Mkt	06/30/2017	05/02/2022	0.030	0.030	765,697.13	765,697.13	0.00	33.39	1.0000	1	0.00	0.0000
					0.006	1.255	4,165,697.13	4,162,578.47	21,391.67	33.39	0.9949	119	0.32	0.0029
ALL REQUIREMENTS DEBT SERVICE 2018A														
N/A	122318	Goldman Sachs M-Mkt	07/26/2018	05/02/2022	0.030	0.030	177,044.64	177,044.64	0.00	1.08	1.0000	1	0.00	0.0000
					0.030	0.030	177,044.64	177,044.64	0.00	1.08	1.0000	1	0.00	0.0000
ALL REQUIREMENTS DEBT SERVICE 2019A														
N/A	124837	Goldman Sachs M-Mkt	11/25/2019	05/02/2022	0.030	0.030	314,018.76	314,018.76	0.00	1.92	1.0000	1	0.00	0.0000
					0.030	0.030	314,018.76	314,018.76	0.00	1.92	1.0000	1	0.00	0.0000
ALL REQUIREMENTS DEBT SERVICE 2019B														
62455BHN8	125861	CP: Mountcliff Fund	04/18/2022	08/22/2022	0.000	1.345	800,000.00	799,450.69	3,696.00	0.00	0.9954	113	0.31	0.0025
N/A	124838	Goldman Sachs M-Mkt	11/25/2019	05/02/2022	0.030	0.030	199,354.14	199,354.14	0.00	5.33	1.0000	1	0.00	0.0000
					0.006	1.082	999,354.14	998,804.83	3,696.00	5.33	0.9963	91	0.25	0.0020
ALL REQUIREMENTS DEBT SERVICE 2021A														
N/A	125470	Goldman Sachs M-Mkt	04/30/2021	05/02/2022	0.030	0.030	208,656.16	208,656.16	0.00	1.84	1.0000	1	0.00	0.0000
					0.030	0.030	208,656.16	208,656.16	0.00	1.84	1.0000	1	0.00	0.0000
ALL REQUIREMENTS DEBT SERVICE 2021B														
N/A	125477	Goldman Sachs M-Mkt	05/04/2021	05/02/2022	0.030	0.030	189,506.64	189,506.64	0.00	3.04	1.0000	1	0.00	0.0000
					0.030	0.030	189,506.64	189,506.64	0.00	3.04	1.0000	1	0.00	0.0000
ALL REQUIREMENTS GENERAL RESERVE														
3133ENUS7	125853	FFCB	04/18/2022	04/18/2024	2.580	2.580	500,000.00	523,926.32	0.00	465.83	1.0000	718	1.93	0.0488
31422XCS9	125394	FAMCA	03/16/2021	06/16/2023	0.200	0.200	1,000,000.00	1,001,285.94	0.00	750.00	1.0000	411	1.12	0.0186
372348BZ4	122077	CD: GENOA	02/28/2018	02/28/2023	2.550	2.550	245,000.00	249,908.93	0.00	51.35	1.0000	303	0.82	0.0115
87270LBF9	121723	CD: TIAA FSB	02/23/2018	02/23/2023	2.500	2.500	245,000.00	250,832.12	0.00	1,124.32	1.0000	298	0.81	0.0111
9128285U0	125708	US Treasury	11/18/2021	12/31/2023	2.625	0.560	3,000,000.00	3,150,317.76	(130,173.54)	26,322.51	1.0434	609	1.64	0.0370
VP4560000	124710	Wells Fargo	11/25/2019	05/02/2022	0.210	0.210	91,432.50	91,432.50	0.00	52.82	1.0000	1	0.00	0.0000
					2.090	0.871	5,081,432.50	5,267,703.57	(130,173.54)	28,766.83	1.0256	540	1.46	0.0314

Investment Report

May 1, 2022

<u>CUSIP</u>	<u>ContNo</u>	<u>Issuer</u>	<u>Purchase Date</u>	<u>Maturity Date</u>	<u>Coupon</u>	<u>Yield to Maturity</u>	<u>Current Par</u>	<u>Market Value</u>	<u>(Premium)/Discount</u>	<u>Accrued Interest</u>	<u>Original Cost</u>	<u>Days To Maturity</u>	<u>Duration</u>	<u>Convexity</u>
ALL REQUIREMENTS GENERAL RESERVE RPA														
92646LFE5	125855	CP: VICTORY REC	04/18/2022	06/14/2022	0.000	0.660	2,600,000.00	2,599,509.74	2,675.83	0.00	0.9990	44	0.12	0.0007
VP4560000	124584	Wells Fargo	11/04/2019	05/02/2022	0.210	0.210	1,034,639.29	1,034,639.29	0.00	171.44	1.0000	1	0.00	0.0000
					0.060	0.532	3,634,639.29	3,634,149.03	2,675.83	171.44	0.9993	32	0.09	0.0005
ALL REQUIREMENTS O&M														
02587DY85	125142	CD: American Express	10/01/2019	09/06/2022	2.400	2.000	247,000.00	248,273.83	(2,798.51)	909.50	1.0113	128	0.35	0.0030
05565EBU8	125582	CORP: BMW	08/26/2021	08/12/2024	0.750	0.550	2,000,000.00	2,030,003.94	(11,720.00)	3,291.67	1.0059	834	2.26	0.0642
06251A2D1	125186	CD: BANK HAPOALIM	08/26/2020	08/26/2022	0.250	0.250	249,000.00	249,194.24	0.00	105.74	1.0000	117	0.32	0.0026
254673MP8	125112	CD: Discover Bank	06/26/2020	02/22/2028	3.000	3.000	245,000.00	281,847.61	0.00	1,369.32	1.0000	2,123	5.38	0.3282
3130AJZJ1	125184	FHLB	08/25/2020	08/25/2023	0.320	0.320	444,444.44	444,378.51	0.00	260.74	1.0000	481	1.31	0.0243
3135G05R0	125168	FNMA	08/11/2020	08/10/2023	0.300	0.338	2,000,000.00	2,000,080.00	2,284.00	1,350.00	0.9989	466	1.27	0.0230
31422BPC8	125467	FAMCA	04/30/2021	11/20/2023	1.720	0.270	2,000,000.00	2,063,461.45	(73,800.00)	15,384.44	1.0369	568	1.53	0.0327
31422XMA7	125617	FAMCA	09/01/2021	09/01/2023	0.230	0.210	2,000,000.00	2,002,614.88	(800.00)	766.67	1.0004	488	1.33	0.0248
404280BA6	125115	CORP: HSBC	06/26/2020	05/25/2023	3.600	1.525	500,000.00	526,271.68	(30,310.00)	7,750.00	1.0606	389	1.04	0.0175
68608VDV3	125401	MUNI: Oregon State	03/26/2021	05/01/2025	3.069	0.900	1,000,000.00	1,085,738.58	(87,050.00)	15,345.00	1.0871	1,096	2.85	0.1011
7417017F7	125468	MUNI: PRINCE GEORGE	04/30/2021	09/15/2023	0.700	0.240	2,750,000.00	2,772,807.68	(29,920.00)	2,459.72	1.0109	502	1.37	0.0262
8648136U9	124457	MUNI: SUFFOLKVA	10/17/2019	02/01/2023	1.937	1.859	1,000,000.00	1,040,342.50	(2,480.00)	4,842.50	1.0025	276	0.75	0.0100
9128284D9	125838	US Treasury	03/23/2022	03/31/2023	2.500	1.587	5,000,000.00	5,119,530.42	(46,093.75)	10,587.43	1.0092	334	0.91	0.0133
9128284S6	125491	US Treasury	05/12/2021	05/31/2023	2.750	0.158	2,500,000.00	2,599,730.60	(132,372.77)	29,027.78	0.0016	395	1.06	0.0178
912828B66	123230	US Treasury	02/21/2019	02/15/2024	2.750	2.554	1,480,000.00	1,611,859.14	(13,489.47)	8,432.32	1.0091	655	1.75	0.0420
912828YM6	125836	US Treasury	03/18/2022	10/31/2024	1.500	1.035	1,000,000.00	1,033,220.37	(11,996.28)	40.98	0.0104	914	2.46	0.0754
91282CCN9	125603	US Treasury	08/31/2021	07/31/2023	0.125	0.178	3,000,000.00	3,000,832.86	3,046.87	932.32	0.9990	456	1.25	0.0221
91282CDA6	125646	US Treasury	09/30/2021	09/30/2023	0.250	0.286	5,000,000.00	5,009,374.72	3,600.00	1,076.39	0.9993	517	1.42	0.0276
91282CDV0	125788	US Treasury	01/31/2022	01/31/2024	0.875	1.172	5,000,000.00	5,074,945.46	29,296.87	10,877.07	0.9941	640	1.74	0.0401
949763NT9	125110	Wells Fargo	06/26/2020	02/28/2023	2.750	2.750	245,000.00	250,316.99	0.00	55.38	1.0000	303	0.82	0.0115
N/A	125279	All Req. SBA	11/05/2020	05/02/2022	0.480	0.480	30,650,780.93	30,650,780.93	0.00	8,156.93	1.0000	1	0.00	0.0000
VP4560000	124611	Wells Fargo	11/21/2019	05/02/2022	0.210	0.210	14,453,296.95	14,453,296.95	0.00	2,094.92	1.0000	1	0.00	0.0000
					0.793	0.577	82,764,522.32	83,548,903.34	(404,603.04)	125,116.82	0.9610	245	0.66	0.0149

Investment Report

May 1, 2022

CUSIP	ContNo	Issuer	Purchase Date	Maturity Date	Coupon	Yield to Maturity	Current Par	Market Value	(Premium)/Discount	Accrued Interest	Original Cost	Days To Maturity	Duration	Convexity
ALL REQUIREMENTS RENEWAL & REPLACEMENT														
037833BY5	125408	CORP: APPLE INC	03/30/2021	02/23/2026	3.250	1.233	1,500,000.00	1,679,088.10	(143,370.00)	9,208.33	1.0956	1,394	3.61	0.1554
05580AZJ6	125428	CD: BMW NA	04/16/2021	04/17/2023	0.200	0.200	250,000.00	250,147.10	0.00	19.18	1.0000	351	0.96	0.0142
06406HCX5	125834	CORP: Bank of NY	03/17/2022	09/11/2024	3.250	2.403	2,000,000.00	2,154,328.47	(40,600.00)	9,027.78	1.0203	864	2.29	0.0672
28377ONU5	125405	MUNI: EL PASO SCHOOL	03/29/2021	08/15/2026	5.000	0.996	1,500,000.00	1,817,233.12	(313,680.00)	15,833.33	1.2091	1,567	3.92	0.1830
3130A3KM5	121512	FHLB	12/29/2017	12/09/2022	2.500	2.265	1,000,000.00	1,057,436.43	(10,920.00)	9,821.43	1.0109	222	0.60	0.0074
313382AD5	125826	FHLB	03/16/2022	02/08/2023	2.150	1.200	1,000,000.00	1,020,379.63	(8,420.00)	4,956.94	1.0084	283	0.77	0.0103
3133EAG77	121753	FFCB	03/05/2018	08/07/2034	3.150	3.280	1,500,000.00	1,787,812.50	24,645.00	11,025.00	0.9836	4,481	10.47	1.1729
3133ELNE0	125809	FFCB	02/11/2022	02/14/2024	1.430	1.537	1,000,000.00	1,025,366.43	2,100.00	3,058.61	0.9979	654	1.77	0.0417
31422XFN7	125473	FAMCA	05/03/2021	05/03/2024	0.350	0.350	1,000,000.00	1,004,990.66	0.00	1,730.56	1.0000	733	2.00	0.0510
46849LTM3	125380	CORP: JACKSON NTL	02/19/2021	09/15/2022	2.375	0.199	500,000.00	505,885.21	(16,981.96)	1,550.35	1.0340	137	0.38	0.0033
59217GEE5	125363	CORP: METLIFE	01/29/2021	01/13/2023	1.950	0.260	700,000.00	713,094.74	(23,058.00)	4,095.00	1.0329	257	0.70	0.0089
64971XEK0	125399	MUNI: NYC Trans Fin	03/25/2021	08/01/2026	3.430	1.110	1,500,000.00	1,712,295.95	(180,225.00)	12,862.50	1.1202	1,553	3.99	0.1870
64971XEK0	125403	MUNI: NYC Trans Fin	03/29/2021	08/01/2026	3.430	1.106	1,500,000.00	1,712,295.95	(180,225.00)	12,862.50	1.1202	1,553	3.99	0.1870
882724RB5	125406	MUNI: STATE OF TEXAS	03/29/2021	10/01/2026	5.000	0.964	2,000,000.00	2,421,299.79	(431,860.00)	8,333.33	1.2159	1,614	4.05	0.1934
902273WX5	121455	MUNI: TYLER	12/08/2017	02/15/2026	5.000	1.870	700,000.00	872,206.38	(165,564.00)	7,251.38	1.2365	1,386	3.51	0.1493
912828W9	125819	US Treasury	03/15/2022	09/30/2022	1.875	0.844	500,000.00	504,482.31	(2,790.00)	794.06	1.0056	152	0.42	0.0038
9128284D9	125839	US Treasury	03/23/2022	03/31/2023	2.500	1.587	250,000.00	255,976.52	(2,304.69)	529.37	1.0092	334	0.91	0.0133
9128284S6	125489	US Treasury	05/12/2021	05/31/2023	2.750	0.158	1,000,000.00	1,039,892.24	(52,949.11)	11,611.11	0.0016	395	1.06	0.0178
912828R28	125857	US Treasury	04/18/2022	04/30/2023	1.625	1.808	500,000.00	507,518.08	936.01	22.20	0.9981	364	0.99	0.0157
91282CAP6	125688	US Treasury	10/29/2021	10/15/2023	0.125	0.486	1,000,000.00	999,928.85	7,031.78	55.56	0.9930	532	1.46	0.0288
91282CBD2	125340	US Treasury	01/21/2021	12/31/2022	0.125	0.131	750,000.00	750,396.28	88.20	317.71	0.9999	244	0.68	0.0081
91282CDB4	125662	US Treasury	10/20/2021	10/15/2024	0.625	0.710	500,000.00	505,738.96	1,253.75	136.99	0.9975	898	2.44	0.0734
912833LJ7	120129	US Treasury	03/31/2014	08/15/2022	0.000	2.661	370,000.00	369,054.65	73,507.90	0.00	0.8013	106	0.29	0.0021
VP4560000	124585	Wells Fargo	11/04/2019	05/02/2022	0.210	0.210	892,127.47	892,127.47	0.00	144.48	1.0000	1	0.00	0.0000
					2.660	1.252	23,412,127.47	25,558,975.82	(1,463,385.12)	125,247.70	1.0176	1,107	2.80	0.1571
ALL REQUIREMENTS SOLAR O&M														
05531FBJ1	125618	CORP: Truist	09/02/2021	03/16/2023	2.200	0.359	500,000.00	510,479.01	(14,110.00)	1,375.00	1.0282	319	0.87	0.0124
32110YUT0	125723	CD: First Natl Bk Am	12/09/2021	11/29/2024	0.600	0.719	249,000.00	251,425.61	873.99	4.09	0.9965	943	2.56	0.0803
46849LTK7	125524	CORP: JACKSON NTL	06/10/2021	06/21/2024	2.650	0.844	930,000.00	988,390.87	(50,149.27)	8,899.58	1.0539	782	2.08	0.0567
89236THF5	125569	CORP: Toyota Motor	08/13/2021	08/14/2023	0.500	0.341	2,000,000.00	2,011,627.77	(6,340.00)	2,138.89	1.0032	470	1.28	0.0234
VP4560000	125040	Wells Fargo	04/27/2020	05/02/2022	0.210	0.210	25,866.80	25,866.80	0.00	3.88	1.0000	1	0.00	0.0000
					1.274	0.494	3,704,866.80	3,787,790.06	(69,725.28)	12,421.44	1.0188	556	1.50	0.0339
ALL REQUIREMENTS SUBORDINATE DEBT														
N/A	125086	Goldman Sachs M-Mkt	05/29/2020	05/02/2022	0.030	0.030	2.51	2.51	0.00	0.00	1.0000	1	0.00	0.0000
					0.030	0.030	2.51	2.51	0.00	0.00	1.0000	1	0.00	0.0000
		ARP Pool Summary			1.089	0.751	261,250,413.07	268,176,042.75	(4,276,798.81)	635,798.54	0.9985	573	1.52	0.0545
Bushnell Rate Stabilization Fund														
91282CAR2	125876	US Treasury	04/25/2022	10/31/2022	0.125	1.343	150,000.00	150,017.33	938.01	0.51	0.9937	183	0.50	0.0051
VP4560000	124580	Wells Fargo	11/04/2019	05/02/2022	0.210	0.210	3,961.45	3,961.45	0.00	17.90	1.0000	1	0.00	0.0000
					0.127	1.314	153,961.45	153,978.78	938.01	18.41	0.9939	178	0.49	0.0050

Investment Report

May 1, 2022

CUSIP	ContNo	Issuer	Purchase Date	Maturity Date	Coupon	Yield to Maturity	Current Par	Market Value	(Premium)/Discount	Accrued Interest	Original Cost	Days To Maturity	Duration	Convexity
BUSH Pool Summary					0.127	1.314	153,961.45	153,978.78	938.01	18.41	0.9939	178	0.49	0.0050
FMPA CLEWISTON PL 2021 DEBT SERVICE FUND														
N/A	125846	Goldman Sachs M-Mkt	03/29/2022	04/04/2042	0.030	0.030	0.02	0.02	0.00	0.01	1.0000	7,278	19.93	4.0674
					0.030	0.030	0.02	0.02	0.00	0.01	1.0000	7,278	19.93	4.0674
FMPA CLEWISTON PL 2021 PROCEEDS														
07644BF15	125862	CP: BEDFORD FDG	04/18/2022	06/01/2022	0.000	0.629	1,100,000.00	1,099,868.90	833.56	0.00	0.9992	31	0.08	0.0005
N/A	125651	Goldman Sachs M-Mkt	09/30/2021	05/02/2022	0.030	0.030	4,076.67	4,076.67	0.00	5.41	1.0000	1	0.00	0.0000
					0.000	0.627	1,104,076.67	1,103,945.57	833.56	5.41	0.9992	31	0.08	0.0005
CLEW Pool Summary					0.000	0.627	1,104,076.69	1,103,945.59	833.56	5.42	0.9992	31	0.08	0.0005
FMPA Pool Loan Working Capital														
VP4560000	124586	Wells Fargo	11/04/2019	05/02/2022	0.210	0.210	57,622.40	57,622.40	0.00	9.34	1.0000	1	0.00	0.0000
					0.210	0.210	57,622.40	57,622.40	0.00	9.34	1.0000	1	0.00	0.0000
FMPA Pool Summary					0.210	0.210	57,622.40	57,622.40	0.00	9.34	1.0000	1	0.00	0.0000
FMPA PL HOMESTEAD PROJECT FUND 2021														
07644BF15	125863	CP: BEDFORD FDG	04/18/2022	06/01/2022	0.000	0.629	1,000,000.00	999,880.82	757.78	0.00	0.9992	31	0.08	0.0005
67983UHG1	125811	CP: OLDLLC	02/11/2022	08/16/2022	0.000	0.737	1,000,000.00	999,677.49	3,771.67	0.00	0.9962	107	0.29	0.0023
89114QCD8	125547	CORP: TD BANK	07/16/2021	12/01/2022	1.900	0.210	260,000.00	264,775.06	(6,029.40)	2,058.33	1.0232	214	0.58	0.0068
9128286Y1	125778	US Treasury	01/21/2022	06/15/2022	1.750	0.235	1,500,000.00	1,512,958.56	(9,041.58)	9,879.81	1.0060	45	0.12	0.0008
912828ZM5	125615	US Treasury	08/31/2021	04/30/2022	0.125	0.036	0.00	0.00	0.00	0.00	1.0006	(1)	0.00	0.0000
961214DQ3	125548	CORP: WESTPAC BANKNG	07/16/2021	06/28/2022	2.500	0.140	825,000.00	835,192.78	(18,477.42)	7,046.88	1.0224	58	0.16	0.0011
9612C1HW0	125691	CP: WESTPAC BANKING	11/01/2021	08/30/2022	0.000	0.244	600,000.00	599,554.32	1,208.00	0.00	0.9980	121	0.33	0.0027
N/A	125532	Goldman Sachs M-Mkt	06/28/2021	05/02/2022	0.030	0.030	159,138.11	159,138.11	0.00	7.07	1.0000	1	0.00	0.0000
					0.970	0.382	5,344,138.11	5,371,177.14	(27,810.95)	18,992.09	1.0052	71	0.20	0.0015
FMPA PL HOMESTEAD REVENUE EXPENSE FUND 2021														
N/A	125848	Goldman Sachs M-Mkt	03/25/2022	04/04/2042	0.030	0.030	0.01	0.01	0.00	0.00	1.0000	7,278	19.93	4.0700
					0.030	0.030	0.01	0.01	0.00	0.00	1.0000	7,278	19.93	4.0700
HMST Pool Summary					0.970	0.382	5,344,138.12	5,371,177.15	(27,810.95)	18,992.09	1.0052	71	0.20	0.0015
FMPA PL HOMESTEAD DEBT SERVICE 2021														
N/A	125650	Goldman Sachs M-Mkt	09/24/2021	05/02/2022	0.030	0.030	0.35	0.35	0.00	0.07	1.0000	1	0.00	0.0000
					0.030	0.030	0.35	0.35	0.00	0.07	1.0000	1	0.00	0.0000
HOME Pool Summary					0.030	0.030	0.35	0.35	0.00	0.07	1.0000	1	0.00	0.0000
Kissimmee Rate Stabilization Fund														
VP4560000	124581	Wells Fargo	11/04/2019	05/02/2022	0.210	0.210	161.87	161.87	0.00	0.01	1.0000	1	0.00	0.0000
					0.210	0.210	161.87	161.87	0.00	0.01	1.0000	1	0.00	0.0000
KUA Pool Summary					0.210	0.210	161.87	161.87	0.00	0.01	1.0000	1	0.00	0.0000

Investment Report

May 1, 2022

<u>CUSIP</u>	<u>ContNo</u>	<u>Issuer</u>	<u>Purchase Date</u>	<u>Maturity Date</u>	<u>Coupon</u>	<u>Yield to Maturity</u>	<u>Current Par</u>	<u>Market Value</u>	<u>(Premium)/Discount</u>	<u>Accrued Interest</u>	<u>Original Cost</u>	<u>Days To Maturity</u>	<u>Duration</u>	<u>Convexity</u>
FMPA PL BUSHNELL Debt Service														
N/A	124748	Goldman Sachs M-Mkt	12/10/2019	05/02/2022	0.030	0.030	1.63	1.63	0.00	0.00	1.0000	1	0.00	0.0000
					0.030	0.030	1.63	1.63	0.00	0.00	1.0000	1	0.00	0.0000
FMPA PL BUSHNELL Revenue Fund														
N/A	125799	Goldman Sachs M-Mkt	02/01/2022	05/02/2022	0.030	0.030	0.01	0.01	0.00	0.00	1.0000	1	0.00	0.0000
					0.030	0.030	0.01	0.01	0.00	0.00	1.0000	1	0.00	0.0000
POOL Pool Summary					0.030	0.030	1.64	1.64	0.00	0.00	1.0000	1	0.00	0.0000
St Lucie Contingency														
6944PL2B4	125378	CORP: PACIFIC LIFE	02/19/2021	06/24/2025	1.200	0.849	500,000.00	518,017.80	(7,450.00)	2,133.33	1.0149	1,150	3.09	0.1143
9128284D9	125840	US Treasury	03/23/2022	03/31/2023	2.500	1.587	750,000.00	767,929.56	(6,914.06)	1,588.11	1.0092	334	0.91	0.0133
VP4560000	124587	Wells Fargo	11/04/2019	05/02/2022	0.210	0.210	1,056,669.75	1,056,669.75	0.00	31.08	1.0000	1	0.00	0.0000
					1.169	0.796	2,306,669.75	2,342,617.11	(14,364.06)	3,752.52	1.0062	358	0.97	0.0291
St Lucie Debt Service 2012A														
X9X9USDADM1	123467	MORGAN STANLEY LIQ	03/05/2019	05/02/2022	0.050	0.050	254,987.82	254,987.82	0.00	4.50	1.0000	1	0.00	0.0000
					0.050	0.050	254,987.82	254,987.82	0.00	4.50	1.0000	1	0.00	0.0000
St Lucie Debt Service 2013A														
X9X9USDADM1	123469	MORGAN STANLEY LIQ	03/05/2019	05/02/2022	0.050	0.050	807,096.64	807,096.64	0.00	30.40	1.0000	1	0.00	0.0000
					0.050	0.050	807,096.64	807,096.64	0.00	30.40	1.0000	1	0.00	0.0000
ST LUCIE DEBT SERVICE 2021A														
X9X9USDADM1	125669	MORGAN STANLEY LIQ	10/20/2021	05/02/2022	0.050	0.050	761,631.47	761,631.47	0.00	27.78	1.0000	1	0.00	0.0000
					0.050	0.050	761,631.47	761,631.47	0.00	27.78	1.0000	1	0.00	0.0000
St Lucie Debt Service Reserve 2012														
07644BF15	125871	CP: BEDFORD FDG	04/19/2022	06/01/2022	0.000	0.670	1,700,000.00	1,699,797.39	1,340.17	0.00	0.9992	31	0.08	0.0005
2284K1FT5	125635	CP: CROWN POINT CAPL	09/14/2021	06/27/2022	0.000	0.193	1,700,000.00	1,699,542.02	2,566.06	0.00	0.9985	57	0.16	0.0010
X9X9USDADM1	123468	MORGAN STANLEY LIQ	03/05/2019	05/02/2022	0.050	0.050	59,481.25	59,481.25	0.00	47.39	1.0000	1	0.00	0.0000
					0.001	0.425	3,459,481.25	3,458,820.66	3,906.23	47.39	0.9989	43	0.12	0.0007
St Lucie Decommissioning														
3133X8L34	109995	FHLB	07/28/2010	09/09/2024	5.365	3.850	500,000.00	595,577.22	(81,857.15)	3,874.72	1.1637	862	2.24	0.0662
912828B66	116602	US Treasury	02/28/2014	02/15/2024	2.750	2.640	400,000.00	435,637.61	(3,828.12)	2,279.01	1.0096	655	1.75	0.0420
91282CAZ4	125722	US Treasury	12/08/2021	11/30/2025	0.375	1.165	4,000,000.00	4,025,303.29	122,451.84	6,291.67	0.9694	1,309	3.56	0.1469
91282CBG5	125766	US Treasury	01/18/2022	01/31/2023	0.125	0.515	500,000.00	500,205.54	2,010.96	155.39	0.9960	275	0.75	0.0095
912833LQ1	116678	US Treasury	03/31/2014	02/15/2024	0.000	2.876	2,115,000.00	2,097,643.25	519,380.55	0.00	0.7544	655	1.79	0.0393
X9X9USDADM1	123464	MORGAN STANLEY LIQ	03/06/2019	05/02/2022	0.050	0.050	95,825,935.75	95,825,935.75	0.00	1,082.27	1.0000	1	0.00	0.0000
					0.098	0.182	103,340,935.75	103,480,302.66	558,158.08	13,683.06	0.9946	73	0.20	0.0070

Investment Report

May 1, 2022

<u>CUSIP</u>	<u>ContNo</u>	<u>Issuer</u>	<u>Purchase Date</u>	<u>Maturity Date</u>	<u>Coupon</u>	<u>Yield to Maturity</u>	<u>Current Par</u>	<u>Market Value</u>	<u>(Premium)/Discount</u>	<u>Accrued Interest</u>	<u>Original Cost</u>	<u>Days To Maturity</u>	<u>Duration</u>	<u>Convexity</u>
St Lucie General Reserve														
02088XFF0	125794	CP: ALPINE SEC LLC	01/31/2022	06/15/2022	0.000	0.447	1,000,000.00	999,805.63	1,650.00	0.00	0.9984	45	0.12	0.0008
0347M3G16	125842	CP: Anglesea Funding	03/23/2022	07/01/2022	0.000	0.854	1,200,000.00	1,199,644.10	2,800.00	0.00	0.9977	61	0.17	0.0011
05914GAC2	125396	MUNI: BALTIMORE CNTY	03/22/2021	08/01/2023	0.240	0.216	1,000,000.00	1,001,637.86	(570.00)	600.00	1.0006	457	1.25	0.0222
06406FAC7	122918	CORP: Bank of NY	12/21/2018	05/04/2026	2.800	3.670	2,000,000.00	2,228,419.55	111,512.24	27,533.33	0.9442	1,464	3.78	0.1697
07644BF15	125854	CP: BEDFORD FDG	04/18/2022	06/01/2022	0.000	0.629	1,800,000.00	1,799,785.48	1,364.00	0.00	0.9992	31	0.08	0.0005
09247XAJ0	125420	CORP: BLACKROCK	04/13/2021	06/01/2022	3.375	0.141	1,500,000.00	1,525,195.65	(54,915.00)	21,093.75	1.0366	31	0.08	0.0005
20632LER4	125640	CP: CONCORD MINUTE	09/30/2021	05/25/2022	0.000	0.152	3,000,000.00	2,999,745.19	2,962.50	0.00	0.9990	24	0.07	0.0004
3132X0L33	124992	FAMCA	03/30/2020	02/21/2023	2.770	0.783	500,000.00	531,998.06	(28,350.00)	2,693.06	1.0567	296	0.80	0.0113
3133EHWV1	122914	Wells Fargo	12/20/2018	09/01/2026	2.400	2.991	2,000,000.00	2,195,300.00	80,720.00	8,000.00	0.9596	1,584	4.14	0.1991
3134GXBC7	125288	FHLMC	11/18/2020	11/18/2022	0.180	0.180	1,500,000.00	1,501,550.84	0.00	1,222.50	1.0000	201	0.55	0.0059
3135G05R0	125169	FNMA	08/11/2020	08/10/2023	0.300	0.338	1,000,000.00	1,000,040.00	1,142.00	675.00	0.9989	466	1.27	0.0230
387883YY1	125021	MUNI Grant Cnty Util	04/20/2020	01/01/2023	1.544	1.001	1,050,000.00	1,079,527.75	(15,151.50)	5,404.00	1.0144	245	0.67	0.0084
404280BA6	124986	CORP: HSBC	03/11/2020	05/25/2023	3.600	1.650	1,000,000.00	1,052,543.36	(60,620.00)	15,500.00	1.0606	389	1.04	0.0175
492674PN0	124980	Muni: Kettering, OH	03/10/2020	12/01/2023	2.000	0.859	280,000.00	295,620.73	(11,691.56)	2,333.33	1.0418	579	1.56	0.0340
53944REC8	125758	CP: LMA Americas	01/14/2022	05/12/2022	0.000	0.274	6,000,000.00	5,999,803.88	5,310.00	0.00	0.9991	11	0.03	0.0002
53944REX3	125692	CP: LMA Americas	11/01/2021	05/31/2022	0.000	0.173	2,000,000.00	1,999,771.95	1,992.78	0.00	0.9990	30	0.08	0.0005
59217GEE5	125360	CORP: METLIFE	01/29/2021	01/13/2023	1.950	0.260	1,000,000.00	1,018,706.78	(32,940.00)	5,850.00	1.0329	257	0.70	0.0089
606822AU8	124983	CORP: Mitsubishi UFG	03/10/2020	03/02/2025	3.777	1.625	1,000,000.00	1,107,774.48	(102,520.00)	6,190.08	1.1025	1,036	2.71	0.0918
613741KM8	125018	MUNI: Montgomery	04/20/2020	06/01/2022	1.941	1.061	1,000,000.00	1,033,167.50	(18,350.00)	8,087.50	1.0184	31	0.08	0.0005
62455BF18	125624	CP: Mountcliff Fund	09/09/2021	06/01/2022	0.000	0.193	1,000,000.00	999,880.82	1,398.61	0.00	0.9986	31	0.08	0.0005
64972CZ63	124988	MUNI:NYC HSG DEV	03/25/2020	05/01/2023	3.121	2.500	500,000.00	526,457.50	(9,195.00)	7,802.50	1.0184	365	0.98	0.0159
720424D64	125494	MUNI: PIERCE CNTY SC	05/13/2021	12/01/2024	0.681	0.435	1,000,000.00	1,015,469.93	(8,120.00)	2,837.50	1.0081	945	2.56	0.0807
75888XLW4	125715	CP: Regatta Funding	11/30/2021	11/30/2022	0.000	0.407	1,000,000.00	998,506.26	4,055.56	0.00	0.9959	213	0.58	0.0063
89236THF5	125570	CORP: Toyota Motor	08/13/2021	08/14/2023	0.500	0.341	2,000,000.00	2,011,627.77	(6,340.00)	2,138.89	1.0032	470	1.28	0.0234
89236THU2	125331	CORP: Toyota Motor	01/11/2021	01/11/2024	0.450	0.373	2,500,000.00	2,516,428.56	(5,750.00)	3,437.50	1.0023	620	1.69	0.0379
9128286Y1	125760	US Treasury	01/18/2022	06/15/2022	1.750	0.150	2,500,000.00	2,521,597.59	(16,251.33)	16,466.35	1.0065	45	0.12	0.0008
91282CBU4	125564	US Treasury	08/12/2021	03/31/2023	0.125	0.171	3,000,000.00	3,000,530.38	2,228.62	322.92	0.9993	334	0.91	0.0130
91282CDB4	125664	US Treasury	10/20/2021	10/15/2024	0.625	0.710	2,000,000.00	2,022,955.84	5,014.98	547.95	0.9975	898	2.44	0.0734
92818NGL6	124604	MUNI: VA STATE	11/20/2019	11/01/2024	2.200	2.101	2,000,000.00	2,115,820.00	(9,260.00)	22,122.22	1.0046	915	2.43	0.0748
VP4560000	124588	Wells Fargo	11/04/2019	05/02/2022	0.210	0.210	814,831.14	814,831.14	0.00	170.22	1.0000	1	0.00	0.0000
					0.956	0.753	48,144,831.14	49,114,144.58	(157,873.10)	161,028.60	1.0033	387	1.03	0.0315
ST LUCIE NUCLEAR FUEL STABILIZATION														
27873KEP3	125874	CP: EBURY FIN	04/25/2022	05/23/2022	0.000	0.680	1,000,000.00	999,924.06	521.11	0.00	0.9995	22	0.06	0.0003
62455BF7	125837	CP: Mountcliff Fund	03/22/2022	06/15/2022	0.000	1.057	1,500,000.00	1,499,708.44	3,683.33	0.00	0.9975	45	0.12	0.0008
92646LFE5	125856	CP: VICTORY REC	04/18/2022	06/14/2022	0.000	0.660	1,500,000.00	1,499,717.16	1,543.75	0.00	0.9990	44	0.12	0.0007
VP4560000	124589	Wells Fargo	11/04/2019	05/02/2022	0.210	0.210	662,860.89	662,860.89	0.00	118.56	1.0000	1	0.00	0.0000
					0.030	0.728	4,662,860.89	4,662,210.55	5,748.19	118.56	0.9988	33	0.09	0.0006

Investment Report

May 1, 2022

CUSIP	ContNo	Issuer	Purchase Date	Maturity Date	Coupon	Yield to Maturity	Current Par	Market Value	(Premium)/Discount	Accrued Interest	Original Cost	Days To Maturity	Duration	Convexity
St Lucie O&M														
2284K1LU5	125717	CP: CROWN POINT CAPL	11/30/2021	11/28/2022	0.000	0.407	1,000,000.00	998,525.86	4,033.33	0.00	0.9960	211	0.58	0.0062
59217GEE5	125357	CORP: METLIFE	01/29/2021	01/13/2023	1.950	0.260	1,000,000.00	1,018,706.78	(32,940.00)	5,850.00	1.0329	257	0.70	0.0089
9128284S6	125490	US Treasury	05/12/2021	05/31/2023	2.750	0.158	1,000,000.00	1,039,892.24	(52,949.11)	11,611.11	0.0016	395	1.06	0.0178
91282CDV0	125789	US Treasury	01/31/2022	01/31/2024	0.875	1.172	1,000,000.00	1,014,989.09	5,859.38	2,175.41	0.9941	640	1.74	0.0401
N/A	125280	ST LUCIE SBA	11/05/2020	05/02/2022	0.480	0.480	4,424,453.11	4,424,453.11	0.00	624.22	1.0000	1	0.00	0.0000
VP4560000	124612	Wells Fargo	11/21/2019	05/02/2022	0.210	0.210	1,004,103.35	1,004,103.35	0.00	402.14	1.0000	1	0.00	0.0000
					0.839	0.459	9,428,556.46	9,500,670.43	(75,996.40)	20,662.88	0.8966	160	0.43	0.0078
St Lucie R&R														
05580AZL1	125438	CD: BMW NA	04/23/2021	10/23/2023	0.300	0.300	250,000.00	250,510.09	0.00	16.44	1.0000	540	1.48	0.0296
19464VEB2	125514	MUNI: COLLIER CNTY	06/09/2021	10/01/2024	2.000	0.500	1,000,000.00	1,045,377.21	(49,190.00)	1,666.67	1.0492	884	2.37	0.0707
20775CMH4	121805	MUNI: CONN HFA	03/09/2018	05/15/2022	1.950	2.370	500,000.00	510,715.83	8,325.00	4,495.83	0.9834	14	0.04	0.0002
38149MNV2	125478	CD: GOLDMAN SACHS	05/05/2021	05/05/2023	0.150	0.150	250,000.00	250,188.97	0.00	181.85	1.0000	369	1.01	0.0155
46849LTK7	125523	CORP: JACKSON NTL	06/10/2021	06/21/2024	2.650	0.844	560,000.00	595,160.08	(30,197.41)	5,358.89	1.0539	782	2.08	0.0567
59217GEE5	125359	CORP: METLIFE	01/29/2021	01/13/2023	1.950	0.260	500,000.00	509,353.39	(16,470.00)	2,925.00	1.0329	257	0.70	0.0089
75888XLW4	125714	CP: Regatta Funding	11/30/2021	11/30/2022	0.000	0.407	1,000,000.00	998,506.26	4,055.56	0.00	0.9959	213	0.58	0.0063
87165FC85	125675	CD: SYNCHRONY BANK	10/29/2021	10/28/2022	0.150	0.150	249,000.00	249,200.73	0.00	188.28	1.0000	180	0.49	0.0049
9128282W9	125820	US Treasury	03/15/2022	09/30/2022	1.875	0.844	500,000.00	504,482.31	(2,790.00)	794.06	1.0056	152	0.42	0.0038
91282CBD2	125342	US Treasury	01/21/2021	12/31/2022	0.125	0.131	500,000.00	500,264.18	58.79	211.81	0.9999	244	0.68	0.0081
91282CDB4	125663	US Treasury	10/20/2021	10/15/2024	0.625	0.710	1,000,000.00	1,011,477.92	2,507.49	273.97	0.9975	898	2.44	0.0734
VP4560000	124590	Wells Fargo	11/04/2019	05/02/2022	0.210	0.210	213,179.84	213,179.84	0.00	33.81	1.0000	1	0.00	0.0000
					1.112	0.627	6,522,179.84	6,638,416.81	(83,700.57)	16,146.61	1.0128	466	1.26	0.0314
STL Pool Summary					0.413	0.391	179,689,231.01	181,020,898.73	235,878.37	215,502.30	0.9928	177	0.48	0.0144
Stanton Contingency														
VP4560000	124591	Wells Fargo	11/04/2019	05/02/2022	0.210	0.210	1,088,748.91	1,088,748.91	0.00	159.90	1.0000	1	0.00	0.0000
					0.210	0.210	1,088,748.91	1,088,748.91	0.00	159.90	1.0000	1	0.00	0.0000
Stanton General Reserve														
576051VX1	125492	MUNI: MASSWTR	05/13/2021	08/01/2024	1.862	0.413	1,000,000.00	1,042,356.57	(46,250.00)	4,655.00	1.0463	823	2.21	0.0623
57629WDG2	125845	CORP: MASSMUTUAL	04/01/2022	03/21/2025	2.800	2.980	800,000.00	862,704.26	4,071.36	2,488.89	0.9949	1,055	2.79	0.0959
59217GEE5	125361	CORP: METLIFE	01/29/2021	01/13/2023	1.950	0.260	500,000.00	509,353.39	(16,470.00)	2,925.00	1.0329	257	0.70	0.0089
64952WEK5	125761	CORP: NYLIFE	01/18/2022	01/14/2025	1.450	1.350	600,000.00	623,121.37	(1,751.53)	2,585.83	1.0029	989	2.66	0.0868
742718EB1	125585	CORP: Procter & Gamb	08/26/2021	08/15/2023	3.100	0.246	1,000,000.00	1,044,772.05	(56,030.00)	6,544.44	1.0560	471	1.27	0.0238
75951AAJ7	125641	CORP: Reliance Stand	09/30/2021	09/19/2023	3.850	0.565	1,000,000.00	1,055,839.78	(64,250.00)	4,491.67	1.0643	506	1.36	0.0267
87165HG53	125697	CD: SYNCHRONY BANK	11/05/2021	11/03/2022	0.200	0.199	250,000.00	250,316.80	0.00	242.47	1.0000	186	0.51	0.0051
91282CDB4	125665	US Treasury	10/20/2021	10/15/2024	0.625	0.710	2,000,000.00	2,022,955.84	5,014.98	547.95	0.9975	898	2.44	0.0734
VP4560000	124592	Wells Fargo	11/04/2019	05/02/2022	0.210	0.210	2,011,657.81	2,011,657.81	0.00	213.70	1.0000	1	0.00	0.0000
					1.596	0.703	9,161,657.81	9,423,077.87	(175,665.19)	24,694.95	1.0192	569	1.53	0.0430

Investment Report

May 1, 2022

CUSIP	ContNo	Issuer	Purchase Date	Maturity Date	Coupon	Yield to Maturity	Current Par	Market Value	(Premium)/Discount	Accrued Interest	Original Cost	Days To Maturity	Duration	Convexity
Stanton O&M														
91282CBE0	125792	US Treasury	01/31/2022	01/15/2024	0.125	1.146	500,000.00	500,047.38	9,843.75	183.01	0.9803	624	1.71	0.0382
N/A	125281	STANTON SBA	11/05/2020	05/02/2022	0.480	0.480	3,775,816.79	3,775,816.79	0.00	198.68	1.0000	1	0.00	0.0000
VP4560000	124615	Wells Fargo	11/21/2019	05/02/2022	0.210	0.210	1,158,435.30	1,158,435.30	0.00	270.78	1.0000	1	0.00	0.0000
					0.390	0.484	5,434,252.09	5,434,299.47	9,843.75	652.47	0.9982	58	0.16	0.0035
Stanton R&R														
534239EC8	124335	MUNI: LINCOLN NE	09/30/2019	08/15/2022	3.000	1.696	1,000,000.00	1,054,683.33	(36,420.00)	6,333.33	1.0364	106	0.29	0.0024
9128282W9	125822	US Treasury	03/15/2022	09/30/2022	1.875	0.844	1,000,000.00	1,008,964.62	(5,580.00)	1,588.11	1.0056	152	0.42	0.0038
91282CBD2	125346	US Treasury	01/21/2021	12/31/2022	0.125	0.131	1,500,000.00	1,500,792.55	176.39	635.42	0.9999	244	0.68	0.0081
92818NGL6	124605	MUNI: VA STATE	11/20/2019	11/01/2024	2.200	2.101	115,000.00	122,931.68	(532.45)	1,272.03	1.0046	915	2.43	0.0748
VP4560000	124596	Wells Fargo	11/04/2019	05/02/2022	0.210	0.210	388,166.36	388,166.36	0.00	41.76	1.0000	1	0.00	0.0000
					1.348	0.764	4,003,166.36	4,075,538.54	(42,356.06)	9,870.65	1.0106	182	0.50	0.0067
STN Pool Summary					1.136	0.628	19,687,825.17	20,021,664.79	(208,177.50)	35,377.97	1.0106	318	0.86	0.0224
Stanton II Contingency														
89236THU2	125334	CORP: Toyota Motor	01/11/2021	01/11/2024	0.450	0.373	500,000.00	503,285.71	(1,150.00)	687.50	1.0023	620	1.69	0.0379
91282CDB4	125667	US Treasury	10/20/2021	10/15/2024	0.625	0.710	500,000.00	505,738.96	1,253.75	136.99	0.9975	898	2.44	0.0734
VP4560000	124593	Wells Fargo	11/04/2019	05/02/2022	0.210	0.210	130,255.56	130,255.56	0.00	19.42	1.0000	1	0.00	0.0000
					0.500	0.503	1,130,255.56	1,139,280.23	103.75	843.91	0.9999	672	1.83	0.0492
Stanton II Debt Service 2012														
07644BF15	125870	CP: BEDFORD FDG	04/19/2022	06/01/2022	0.000	0.670	2,900,000.00	2,899,654.38	2,286.17	0.00	0.9992	31	0.08	0.0005
X9X9USDADM1	123459	MORGAN STANLEY LIQ	03/12/2019	05/02/2022	0.050	0.050	667,418.16	667,418.16	0.00	84.45	1.0000	1	0.00	0.0000
					0.009	0.554	3,567,418.16	3,567,072.54	2,286.17	84.45	0.9994	25	0.07	0.0004
STANTON II DEBT SERVICE 2017A														
X9X9USDADM1	123460	MORGAN STANLEY LIQ	03/12/2019	05/02/2022	0.050	0.050	268,788.53	268,788.53	0.00	9.33	1.0000	1	0.00	0.0000
					0.050	0.050	268,788.53	268,788.53	0.00	9.33	1.0000	1	0.00	0.0000
STANTON II DEBT SERVICE 2017B														
75888JL1	125867	CP: Regatta Funding	04/19/2022	09/20/2022	0.000	1.433	2,500,000.00	2,499,630.26	14,972.22	0.00	0.9940	142	0.39	0.0035
X9X9USDADM1	123461	MORGAN STANLEY LIQ	03/12/2019	05/02/2022	0.050	0.050	507,819.15	507,819.15	0.00	71.30	1.0000	1	0.00	0.0000
					0.008	1.200	3,007,819.15	3,007,449.41	14,972.22	71.30	0.9950	118	0.32	0.0029
STANTON II DEBT SERVICE POOLED LOAN 2020-1														
N/A	125215	Goldman Sachs M-Mkt	09/28/2020	05/02/2022	0.030	0.030	1.08	1.08	0.00	0.08	1.0000	1	0.00	0.0000
					0.030	0.030	1.08	1.08	0.00	0.08	1.0000	1	0.00	0.0000
Stanton II Debt Service Reserve 2012														
07644BF15	125869	CP: BEDFORD FDG	04/19/2022	06/01/2022	0.000	0.670	1,100,000.00	1,099,868.90	867.17	0.00	0.9992	31	0.08	0.0005
53944REX3	125693	CP: LMA Americas	11/01/2021	05/31/2022	0.000	0.173	3,000,000.00	2,999,657.92	2,989.17	0.00	0.9990	30	0.08	0.0005
X9X9USDADM1	123458	MORGAN STANLEY LIQ	03/12/2019	05/02/2022	0.050	0.050	136,975.39	136,975.39	0.00	34.86	1.0000	1	0.00	0.0000
					0.002	0.298	4,236,975.39	4,236,502.21	3,856.34	34.86	0.9991	29	0.08	0.0005

Investment Report

May 1, 2022

<u>CUSIP</u>	<u>ContNo</u>	<u>Issuer</u>	<u>Purchase Date</u>	<u>Maturity Date</u>	<u>Coupon</u>	<u>Yield to Maturity</u>	<u>Current Par</u>	<u>Market Value</u>	<u>(Premium)/Discount</u>	<u>Accrued Interest</u>	<u>Original Cost</u>	<u>Days To Maturity</u>	<u>Duration</u>	<u>Convexity</u>
Stanton II General Reserve														
00344NXX7	125516	MUNI: ABILENE TX	06/09/2021	02/15/2025	0.997	0.589	1,105,000.00	1,131,936.39	(16,398.20)	2,325.78	1.0148	1,021	2.77	0.0929
02007GKL6	123888	CD: ALLY BK	06/27/2019	06/27/2022	2.250	2.250	249,000.00	251,769.92	0.00	1,918.66	1.0000	57	0.16	0.0010
02587DS66	124131	CD: American Express	08/28/2019	05/24/2022	2.400	1.949	245,000.00	247,908.39	(2,920.40)	2,545.32	1.0119	23	0.06	0.0004
0347M3F17	125873	CP: Anglesea Funding	04/25/2022	06/01/2022	0.000	0.771	1,500,000.00	1,499,821.23	1,171.67	0.00	0.9992	31	0.08	0.0005
035771W67	123871	MUNI: CITY ANNAPOLIS	06/25/2019	08/01/2026	2.901	2.482	360,000.00	400,059.90	(9,756.00)	2,610.90	1.0271	1,553	4.02	0.1894
07644BF15	125868	CP: BEDFORD FDG	04/18/2022	06/01/2022	0.000	0.629	1,900,000.00	1,899,773.56	1,439.78	0.00	0.9992	31	0.08	0.0005
14042RMC2	123874	CD: CAPITAL 1 NA	06/26/2019	06/26/2023	2.250	2.250	249,000.00	256,955.24	0.00	1,934.01	1.0000	421	1.14	0.0197
14042TAX5	123873	CD: CAPITAL 1 NA	06/26/2019	06/26/2023	2.250	2.250	249,000.00	256,955.24	0.00	1,934.01	1.0000	421	1.14	0.0197
15118RRP4	124230	CD: CELTIC BANK	08/30/2019	08/30/2027	2.000	2.000	250,000.00	270,125.44	0.00	13.70	1.0000	1,947	5.07	0.2912
17312QM97	124132	CD: Citibank	08/28/2019	06/15/2022	3.100	1.949	245,000.00	248,768.64	(7,634.20)	2,850.73	1.0312	45	0.12	0.0008
23223PFG7	125294	MUNI: Cuyahoga Cnty	12/04/2020	12/01/2023	1.828	0.300	1,000,000.00	1,033,897.37	(45,470.00)	7,616.67	1.0455	579	1.56	0.0338
254673ZL3	124129	CD: Discover Bank	08/28/2019	06/26/2026	2.650	2.200	250,000.00	275,697.58	(7,092.50)	2,286.99	1.0284	1,517	3.94	0.1820
31315PZS1	125349	FAMCA	01/20/2021	01/24/2023	2.130	2.156	300,000.00	314,278.25	150.00	1,721.75	0.9995	268	0.73	0.0096
38149MBW2	123875	CD: GOLDMAN SACHS	06/26/2019	06/26/2023	2.350	2.350	249,000.00	257,328.37	0.00	2,019.97	1.0000	421	1.14	0.0197
404280BA6	124985	CORP: HSBC	03/11/2020	05/25/2023	3.600	1.650	1,000,000.00	1,052,543.36	(60,620.00)	15,500.00	1.0606	389	1.04	0.0175
438670Q79	124456	MUNI: CTY HONOLULU	10/16/2019	11/01/2022	2.512	1.721	750,000.00	777,795.00	(17,325.00)	9,472.33	1.0231	184	0.50	0.0056
4423315T7	124242	MUNI: HOUSTON	09/10/2019	03/01/2024	1.950	1.845	500,000.00	522,866.17	(2,255.00)	1,616.17	1.0045	670	1.81	0.0435
45506DWT8	123872	MUNI: INDIANA STATE	06/25/2019	07/01/2027	2.816	2.532	950,000.00	1,038,308.83	(19,475.00)	8,917.33	1.0205	1,887	4.83	0.2659
459200HP9	123963	CORP: IBM	07/15/2019	08/01/2023	3.375	2.423	500,000.00	524,479.90	(18,235.00)	4,218.75	1.0365	457	1.23	0.0226
61760AV55	124127	CD: MORGAN	08/28/2019	08/22/2024	2.000	2.000	250,000.00	261,282.52	0.00	931.51	1.0000	844	2.26	0.0651
64966MEB1	124124	MUNI: NYC	08/28/2019	08/01/2027	2.520	2.128	300,000.00	315,369.00	(8,526.00)	1,890.00	1.0284	1,918	4.94	0.2769
64966MGL7	123854	MUNI: NYC Trans Fin	06/21/2019	12/01/2024	2.900	2.355	2,875,000.00	3,126,861.18	(79,522.50)	34,971.18	1.0277	945	2.49	0.0786
67869TAD7	123970	MUNI: OKL CNTY SD	07/15/2019	06/01/2024	2.650	2.260	1,000,000.00	1,057,085.28	(17,870.00)	11,115.28	1.0179	762	2.03	0.0542
68607VT54	123966	MUNI: OREGON LOTTERY	07/15/2019	04/01/2025	2.946	2.270	1,000,000.00	1,091,340.00	(35,860.00)	2,455.00	1.0359	1,066	2.82	0.0976
69349LAG3	125381	CORP: PNC	02/19/2021	11/01/2022	2.700	0.305	750,000.00	770,132.28	(30,330.00)	10,181.25	1.0404	184	0.50	0.0056
73474TAR1	123965	MUNI: PORT OF MORROW	07/15/2019	09/01/2025	2.302	2.423	500,000.00	533,450.31	3,435.00	1,950.31	0.9931	1,219	3.23	0.1248
73723RH6	124121	MUNI: CITY OF PORTS	08/28/2019	02/01/2027	2.000	1.967	500,000.00	530,303.56	(1,140.00)	2,458.56	1.0023	1,737	4.55	0.2365
74153WCM9	125522	CORP: PRICOA GL FD	06/10/2021	09/01/2025	0.800	0.860	895,000.00	913,346.74	2,225.31	1,193.33	0.9975	1,219	3.30	0.1282
7954503Q6	123877	CD: SALLIE MAE	06/26/2019	06/27/2022	2.250	2.248	249,000.00	258,392.40	0.00	1,918.66	1.0000	57	0.16	0.0011
864784GR8	125296	MUNI: SUFFOLKVA	12/04/2020	06/01/2024	0.750	0.391	1,000,000.00	1,015,015.85	(12,440.00)	3,125.00	1.0124	762	2.07	0.0550
88213AGC3	124126	MUNI: TEXAS A&M UNIV	08/28/2019	05/15/2027	2.508	2.058	100,000.00	108,601.51	(3,175.00)	1,157.01	1.0318	1,840	4.74	0.2566
88213AHL2	123968	MUNI: TEXAS A&M UNIV	07/15/2019	05/15/2024	2.884	2.215	500,000.00	547,346.78	(15,195.00)	6,689.28	1.0304	745	1.97	0.0521
91282CDB4	125666	US Treasury	10/20/2021	10/15/2024	0.625	0.710	2,000,000.00	2,022,955.84	5,014.98	547.95	0.9975	898	2.44	0.0734
91282CDS7	125762	US Treasury	01/18/2022	01/15/2025	1.125	1.202	5,000,000.00	5,144,314.73	11,300.00	16,470.99	0.9977	990	2.67	0.0872
949763RK4	124130	CD: WELLS FARGO	08/28/2019	06/14/2022	3.100	1.949	245,000.00	246,248.22	(7,663.60)	353.74	1.0313	44	0.12	0.0008
VP4560000	124594	Wells Fargo	11/04/2019	05/02/2022	0.210	0.210	575,327.24	575,327.24	0.00	241.46	1.0000	1	0.00	0.0000

Investment Report

May 1, 2022

CUSIP	ContNo	Issuer	Purchase Date	Maturity Date	Coupon	Yield to Maturity	Current Par	Market Value	(Premium)/Discount	Accrued Interest	Original Cost	Days To Maturity	Duration	Convexity
					1.725	1.437	29,590,327.24	30,778,642.22	(394,166.66)	167,153.58	1.0133	766	2.04	0.0715
Stanton II O&M														
05565EBM6	125647	CORP: BMW	10/01/2021	04/06/2023	3.800	0.436	1,000,000.00	1,036,856.99	(50,700.00)	2,638.89	1.0507	340	0.92	0.0138
110122CY2	125630	CORP: Bristol-Myers	09/13/2021	02/15/2023	2.750	0.389	800,000.00	821,258.66	(26,760.00)	4,644.44	1.0335	290	0.79	0.0107
3135G05T6	125536	FNMA	07/08/2021	08/18/2023	0.350	0.291	1,000,000.00	1,003,182.73	(1,250.00)	709.72	1.0013	474	1.30	0.0237
377373AL9	125520	CORP: GLAXOSMITH	06/10/2021	10/01/2023	0.534	0.373	1,000,000.00	1,006,091.34	(3,690.00)	445.00	1.0037	518	1.42	0.0277
62455BFF7	125713	CP: Mountcliff Fund	11/30/2021	06/15/2022	0.000	0.233	2,000,000.00	1,999,611.25	2,517.22	0.00	0.9987	45	0.12	0.0008
91282CBE0	125791	US Treasury	01/31/2022	01/15/2024	0.125	1.146	500,000.00	500,047.38	9,843.74	183.01	0.9803	624	1.71	0.0382
N/A	125282	STANTON II SBA	11/05/2020	05/02/2022	0.480	0.480	1,094,553.10	1,094,553.10	0.00	418.20	1.0000	1	0.00	0.0000
VP4560000	125385	Wells Fargo	12/31/2020	05/02/2022	0.210	0.210	1,161,992.09	1,161,992.09	0.00	192.45	1.0000	1	0.00	0.0000
					0.902	0.376	8,556,545.19	8,623,593.54	(70,039.04)	9,231.71	1.0082	230	0.63	0.0110
STANTON II PROJECT FUND 2020 POOLED LOAN														
N/A	125118	Goldman Sachs M-Mkt	06/25/2020	05/02/2022	0.030	0.030	0.05	0.05	0.00	0.00	1.0000	1	0.00	0.0000
					0.030	0.030	0.05	0.05	0.00	0.00	1.0000	1	0.00	0.0000
Stanton II R&R														
15654VAR9	125638	CORP: Century Housin	09/16/2021	02/15/2023	0.300	0.300	500,000.00	500,919.11	0.00	191.67	1.0000	290	0.79	0.0105
3133ENLB4	125763	FFCB	01/18/2022	01/18/2023	0.460	0.500	500,000.00	501,789.52	200.00	658.06	0.9996	262	0.72	0.0089
742718EB1	125586	CORP: Procter & Gamb	08/26/2021	08/15/2023	3.100	0.246	300,000.00	313,431.61	(16,809.00)	1,963.33	1.0560	471	1.27	0.0238
87165FC85	125676	CD: SYNCHRONY BANK	10/29/2021	10/28/2022	0.150	0.150	249,000.00	249,200.73	0.00	188.28	1.0000	180	0.49	0.0049
89236THU2	125332	Great Pacific	01/11/2021	01/11/2024	0.450	0.373	500,000.00	503,285.71	(1,150.00)	687.50	1.0023	620	1.69	0.0379
90348JT34	125639	CD: UBS BANK	09/22/2021	09/22/2023	0.350	0.350	250,000.00	250,672.44	0.00	21.58	1.0000	509	1.39	0.0268
9128282W9	125821	US Treasury	03/15/2022	09/30/2022	1.875	0.844	1,000,000.00	1,008,964.62	(5,580.00)	1,588.11	1.0056	152	0.42	0.0038
9128284D9	125841	US Treasury	03/23/2022	03/31/2023	2.500	1.587	500,000.00	511,953.04	(4,609.38)	1,058.74	1.0092	334	0.91	0.0133
VP4560000	124595	Wells Fargo	11/04/2019	05/02/2022	0.210	0.210	1,049,745.82	1,049,745.82	0.00	114.71	1.0000	1	0.00	0.0000
					1.032	0.545	4,848,745.82	4,889,962.60	(27,948.38)	6,471.98	1.0058	251	0.69	0.0112
STANTON II REVENUE FUND 2020 POOLED LOAN														
N/A	125409	Goldman Sachs M-Mkt	03/29/2021	05/02/2022	0.030	0.030	0.01	0.01	0.00	0.00	1.0000	1	0.00	0.0000
					0.030	0.030	0.01	0.01	0.00	0.00	1.0000	1	0.00	0.0000
STANTON II SUBORDINATED DEBT FUND 2020														
X9X9USDADM1	125145	MORGAN STANLEY LIQ	07/27/2020	05/02/2022	0.050	0.050	47,733.08	47,733.08	0.00	0.40	1.0000	1	0.00	0.0000
					0.050	0.050	47,733.08	47,733.08	0.00	0.40	1.0000	1	0.00	0.0000
					1.166	1.010	55,254,609.26	56,559,025.50	(470,935.60)	183,901.60	1.0085	492	1.32	0.0422
					STN2 Pool Summary									
Tri City Contingency														
05531FBJ1	125619	CORP: Truist	09/02/2021	03/16/2023	2.200	0.359	150,000.00	153,143.70	(4,233.00)	412.50	1.0282	319	0.87	0.0124
91282CDB4	125668	OPPENHEIMER	10/20/2021	10/15/2024	0.625	0.710	150,000.00	151,721.69	376.12	41.10	0.9975	898	2.44	0.0734
VP4560000	124597	Wells Fargo	11/04/2019	05/02/2022	0.210	0.210	20,021.69	20,021.69	0.00	2.95	1.0000	1	0.00	0.0000
					1.337	0.514	320,021.69	324,887.08	(3,856.88)	456.55	1.0121	570	1.55	0.0402

Investment Report

May 1, 2022

<u>CUSIP</u>	<u>ContNo</u>	<u>Issuer</u>	<u>Purchase Date</u>	<u>Maturity Date</u>	<u>Coupon</u>	<u>Yield to Maturity</u>	<u>Current Par</u>	<u>Market Value</u>	<u>(Premium)/Discount</u>	<u>Accrued Interest</u>	<u>Original Cost</u>	<u>Days To Maturity</u>	<u>Duration</u>	<u>Convexity</u>
Tri City General Reserve														
05531FBJ1	125620	CORP: Truist	09/02/2021	03/16/2023	2.200	0.359	100,000.00	102,095.81	(2,822.00)	275.00	1.0282	319	0.87	0.0124
31422XTC6	125785	FAMCA	01/26/2022	01/26/2024	0.875	0.940	250,000.00	253,603.27	321.22	577.26	0.9987	635	1.73	0.0396
89235MKZ3	125466	CD: TOYOTA FIN BK	04/30/2021	05/01/2023	0.200	0.200	250,000.00	250,134.22	0.00	2.74	1.0000	365	1.00	0.0151
VP4560000	124598	Wells Fargo	11/04/2019	05/02/2022	0.210	0.210	157,317.87	157,317.87	0.00	22.11	1.0000	1	0.00	0.0000
					0.689	0.467	757,317.87	763,151.17	(2,500.78)	877.11	1.0033	372	1.01	0.0197
Tri City O&M														
N/A	125283	TRI CITY SBA	11/05/2020	05/02/2022	0.480	0.480	877,349.00	877,349.00	0.00	265.05	1.0000	1	0.00	0.0000
VP4560000	124614	Wells Fargo	11/21/2019	05/02/2022	0.210	0.210	198,787.63	198,787.63	0.00	27.05	1.0000	1	0.00	0.0000
					0.430	0.430	1,076,136.63	1,076,136.63	0.00	292.10	1.0000	1	0.00	0.0000
Tri City R&R														
05914GAC2	125395	MUNI: BALTIMORE CNTY	03/22/2021	08/01/2023	0.240	0.216	250,000.00	250,409.47	(142.50)	150.00	1.0006	457	1.25	0.0222
313385XN1	125815	FHLB	02/28/2022	06/01/2022	0.000	0.386	250,000.00	249,987.26	245.42	0.00	0.9990	31	0.08	0.0005
3133ELNE0	125810	FFCB	02/11/2022	02/14/2024	1.430	1.537	250,000.00	256,341.61	525.00	764.65	0.9979	654	1.77	0.0417
87165FC85	125677	CD: SYNCHRONY BANK	10/29/2021	10/28/2022	0.150	0.150	249,000.00	249,200.73	0.00	188.28	1.0000	180	0.49	0.0049
VP4560000	124578	Wells Fargo	11/04/2019	05/02/2022	0.210	0.210	423,883.10	423,883.10	0.00	57.39	1.0000	1	0.00	0.0000
					0.382	0.464	1,422,883.10	1,429,822.17	627.92	1,160.32	0.9996	232	0.63	0.0122
		TRI Pool Summary			0.547	0.459	3,576,359.29	3,593,997.05	(5,729.74)	2,786.08	1.0016	223	0.61	0.0126
FMPA AS AGENT FOR UTILITIES COMMISSION NEW SMYRNA BEACH														
05600LAB2	125728	CORP: BMW	12/22/2021	08/14/2024	2.400	1.130	5,000,000.00	5,280,810.63	(165,000.00)	25,666.67	1.0330	836	2.23	0.0639
3130AQF57	125732	FHLB	12/22/2021	12/22/2023	0.625	0.721	4,500,000.00	4,543,433.61	8,568.00	10,078.13	0.9981	600	1.63	0.0359
3133ENHR4	125730	FFCB	12/22/2021	12/20/2023	0.680	0.705	4,500,000.00	4,548,435.51	2,224.45	11,135.00	0.9995	598	1.63	0.0357
31422XRZ7	125733	FAMCA	12/27/2021	12/27/2024	0.940	0.930	2,500,000.00	2,555,300.90	(725.00)	8,094.44	1.0003	971	2.62	0.0844
718172BMO	125727	CORP: PHILLIP MORRIS	12/22/2021	11/10/2024	3.250	1.080	4,306,000.00	4,706,170.89	(264,517.58)	66,473.88	1.0614	924	2.42	0.0754
75888XML7	125731	CP: Regatta Funding	12/22/2021	12/20/2022	0.000	0.663	2,100,000.00	2,096,439.38	13,763.75	0.00	0.9934	233	0.64	0.0072
912828Y0	125787	US Treasury	01/27/2022	12/31/2024	1.750	1.232	4,880,000.00	5,112,693.86	(72,472.49)	28,388.46	1.0149	975	2.61	0.0842
91282CBU4	125735	US Treasury	12/22/2021	03/31/2023	0.125	0.459	1,640,000.00	1,640,289.94	6,959.65	176.53	0.9958	334	0.91	0.0130
N/A	125737	UCNSB SBA	12/20/2021	05/02/2022	0.480	0.480	10,009,039.87	10,009,039.87	0.00	3,824.32	1.0000	1	0.00	0.0000
VP4560000	125725	Wells Fargo	12/20/2021	05/02/2022	0.210	0.210	67,128.24	67,128.24	0.00	10.16	1.0000	1	0.00	0.0000
					1.210	0.810	39,502,168.11	40,559,742.83	(471,199.22)	153,847.59	1.0119	551	1.48	0.0411
		UCNS Pool Summary			1.210	0.810	39,502,168.11	40,559,742.83	(471,199.22)	153,847.59	1.0119	551	1.48	0.0411
		Open Investments			0.897	0.674	576,824,639.86	588,088,601.86	(5,224,261.20)	1,259,662.92	0.9991	421	1.12	0.0374