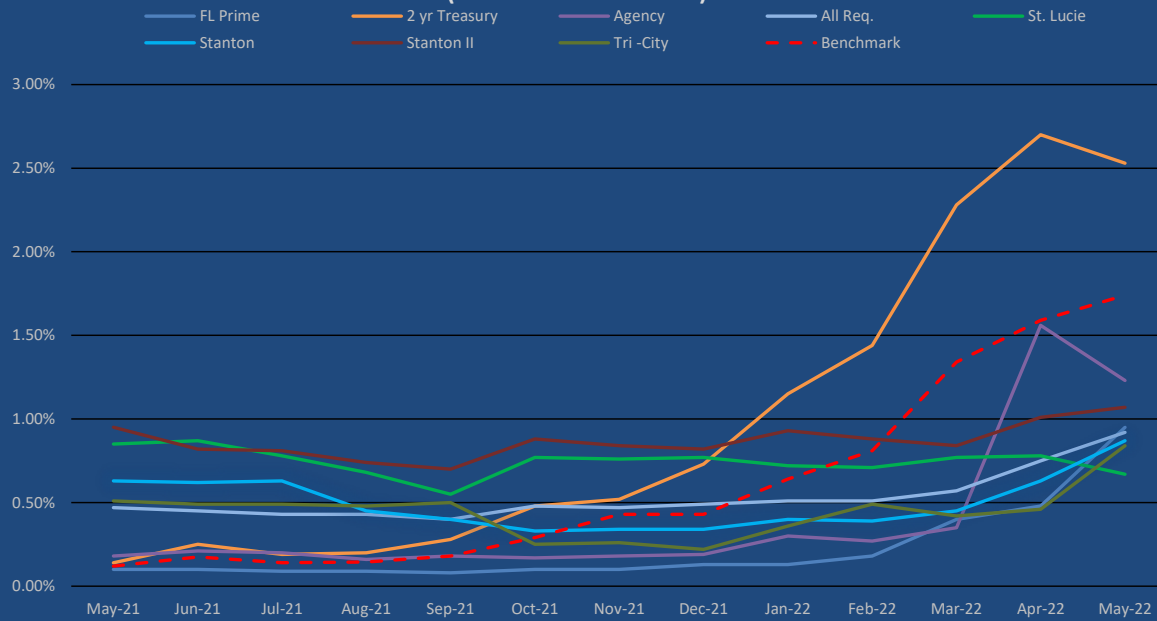
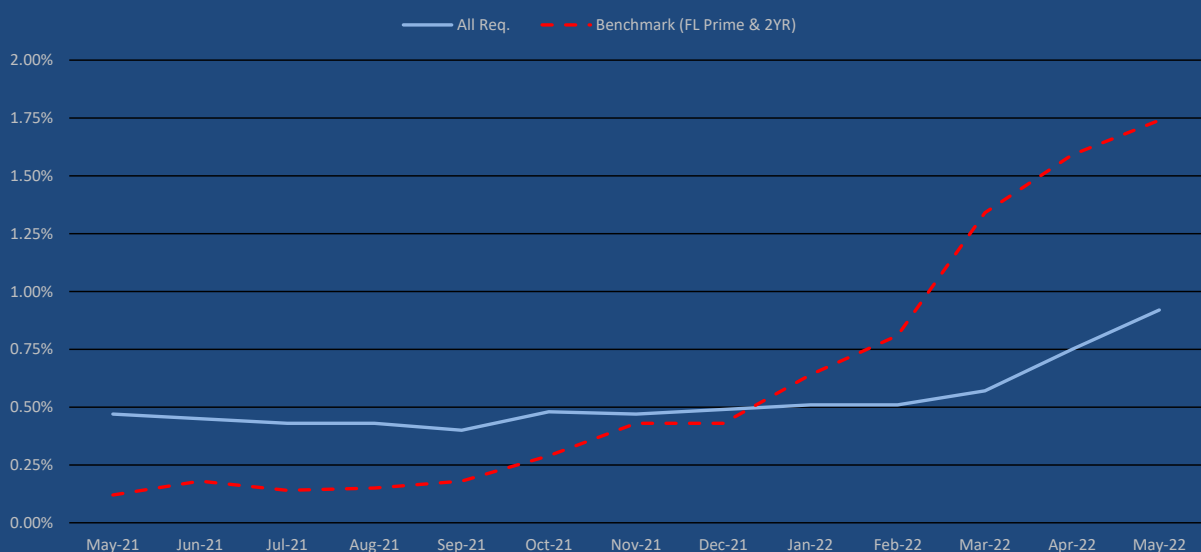


FMPA BOD Projects Total Weighted Average Yield vs. Florida Prime and 2 YR & 5YR Treasury (MAY 2021 - MAY 2022)



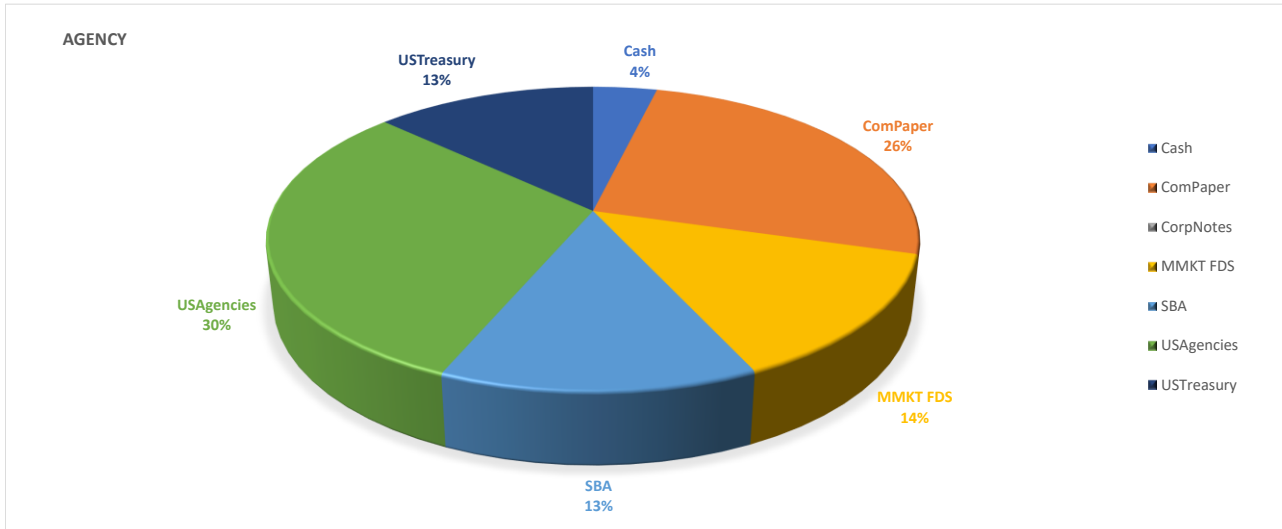
Month	FL Prime	2 yr Treasury	Benchmark	Agency	All Req.	St. Lucie	Stanton	Stanton II	Tri -City
4/30/2021	0.11%	0.16%	0.14%	0.19%	0.51%	0.88%	0.60%	1.02%	0.49%
5/31/2021	0.10%	0.14%	0.12%	0.18%	0.47%	0.85%	0.63%	0.95%	0.51%
6/30/2021	0.10%	0.25%	0.18%	0.21%	0.45%	0.87%	0.62%	0.82%	0.49%
7/31/2021	0.09%	0.19%	0.14%	0.20%	0.43%	0.78%	0.63%	0.81%	0.49%
8/31/2021	0.09%	0.20%	0.15%	0.16%	0.43%	0.68%	0.45%	0.74%	0.48%
9/30/2021	0.08%	0.28%	0.18%	0.18%	0.40%	0.55%	0.40%	0.70%	0.50%
10/31/2021	0.10%	0.48%	0.29%	0.17%	0.48%	0.77%	0.33%	0.88%	0.25%
11/30/2021	0.10%	0.52%	0.43%	0.18%	0.47%	0.76%	0.34%	0.84%	0.26%
12/31/2021	0.13%	0.73%	0.43%	0.19%	0.49%	0.77%	0.34%	0.82%	0.22%
1/31/2022	0.13%	1.15%	0.64%	0.30%	0.51%	0.72%	0.40%	0.93%	0.36%
2/28/2022	0.18%	1.44%	0.81%	0.27%	0.51%	0.71%	0.39%	0.88%	0.49%
3/31/2022	0.40%	2.28%	1.34%	0.35%	0.57%	0.77%	0.45%	0.84%	0.42%
4/30/2022	0.48%	2.70%	1.59%	1.56%	0.75%	0.78%	0.63%	1.01%	0.46%
5/31/2022	0.95%	2.53%	1.74%	1.23%	0.92%	0.67%	0.87%	1.07%	0.84%

FMPA All-Requirements Total Weighted Average Yield vs. Florida Prime and 2 Year Treasury (MAY 2021 - MAY 2022)

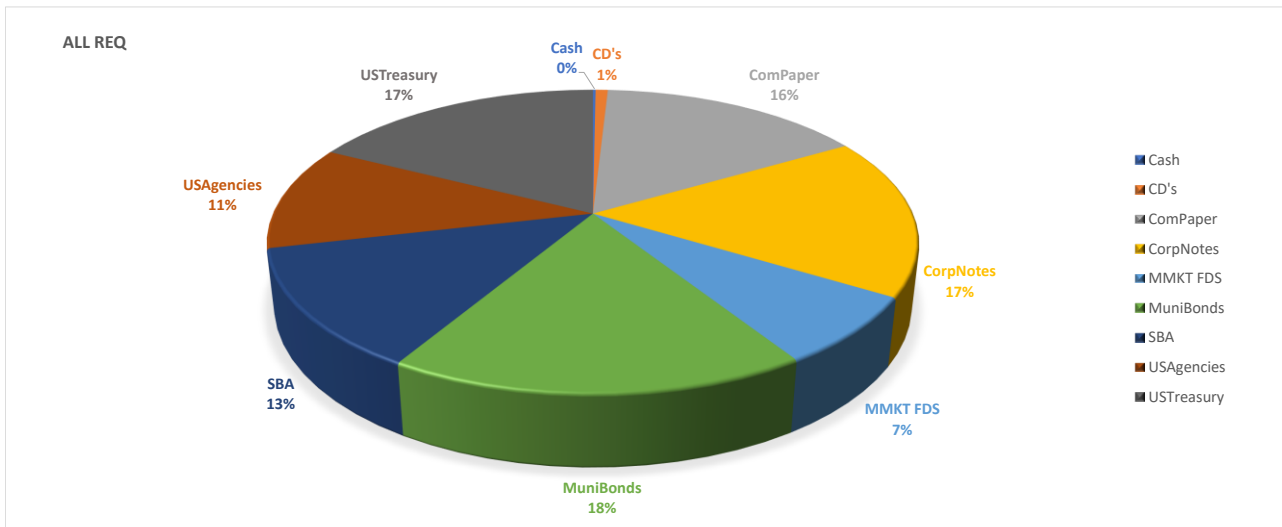


FMPA_MonthlyDiversification_MAY 2022

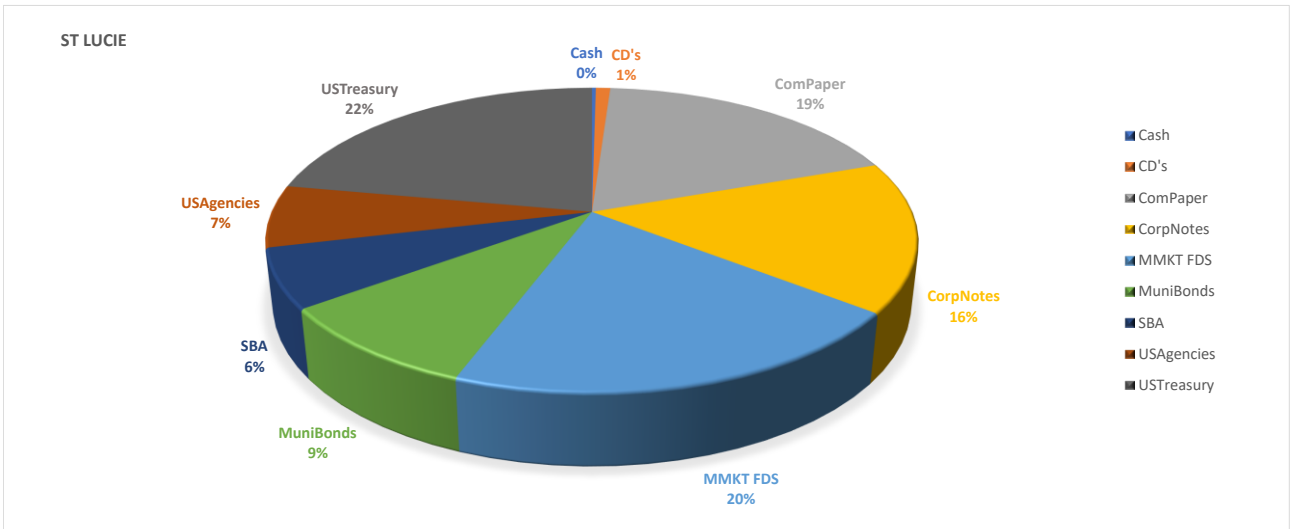
AGENCY		Cash	ComPaper	CorpNotes	MMKT FDS	SBA	USAgencies	USTreasury	Grand Total
AGN		440,000.00							440,000.00
AGN-O&M			2,996,957.01	-	1,585,248.33	1,551,762.51	3,553,247.92	1,523,144.65	11,210,360.42
Grand Total		440,000.00	2,996,957.01	-	1,585,248.33	1,551,762.51	3,553,247.92	1,523,144.65	11,650,360.42
% OF TOTAL		4%	26%	0%	14%	13%	30%	13%	100%



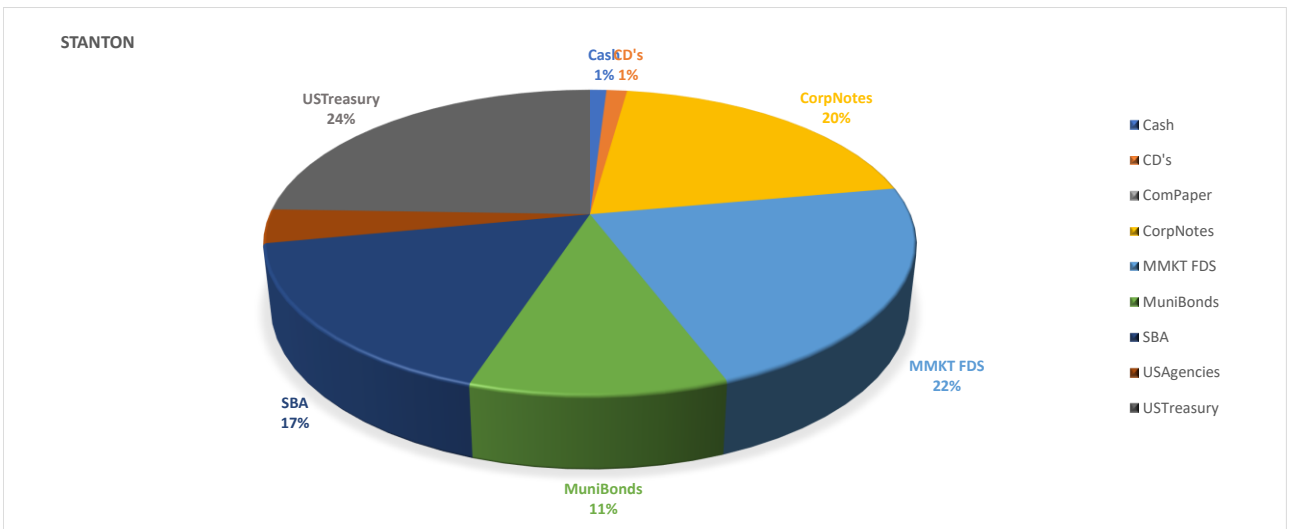
ALL REQ		Cash	CD's	ComPaper	CorpNotes	MMKT FDS	MuniBonds	SBA	USAgencies	USTreasury	Grand Total
ARP		442,373.37									442,373.37
ARP-GEN			500,239.03			91,998.48			1,525,489.03	3,150,816.03	5,268,542.57
ARP-O&M			1,029,707.59	7,998,792.86	2,547,834.77	8,981,377.28		4,901,198.04	6,494,698.29	23,421,772.93	88,542,621.46
ARP-R&R			250,181.21		5,053,801.67	1,998,022.87	8,541,715.64		5,900,872.90	4,919,861.94	26,664,456.23
ARP-SOLAR			251,382.36		3,511,046.06	26,120.35					3,788,548.77
ARP RPA				3,599,667.76		36,540.26					3,636,208.02
ARP-2019B				799,634.00		345,809.16					1,145,443.16
ARP-21BSUB				999,889.77		699,106.04				562,873.37	2,261,869.18
ARP-CON13A				5,197,119.69		113,157.69					5,310,277.38
ARP-DS15B				20,684,733.82		51,211.20					20,735,945.02
ARP-DS16A				4,796,610.61		57,465.85					4,854,076.46
ARP-DS17B					35,831,057.37	3,851,532.81	32,409,983.78	1,991,832.73	14,362,703.94		88,447,110.63
ARP-CONT					1,056,100.88	89,364.44	302,874.45				1,448,339.77
ARP-2019A						627,436.83					627,436.83
ARP-21A DS						300,457.77					300,457.77
ARP-21ACON						1,831,496.39	3,274,584.83	701,344.63	2,999,799.09	17,036,436.38	25,843,661.32
ARP-21B DS						379,015.21					379,015.21
ARP-DS17A						580,917.96					580,917.96
ARP-DS18A						353,578.76					353,578.76
ARP-SUBDBT						2.51					2.51
Grand Total		442,373.37	2,031,510.19	44,076,448.51	47,999,840.75	20,414,611.86	49,430,356.74	35,860,417.06	31,283,563.25	49,091,760.65	280,630,882.38
% OF TOTAL		0%	1%	16%	17%	7%	18%	13%	11%	17%	100%



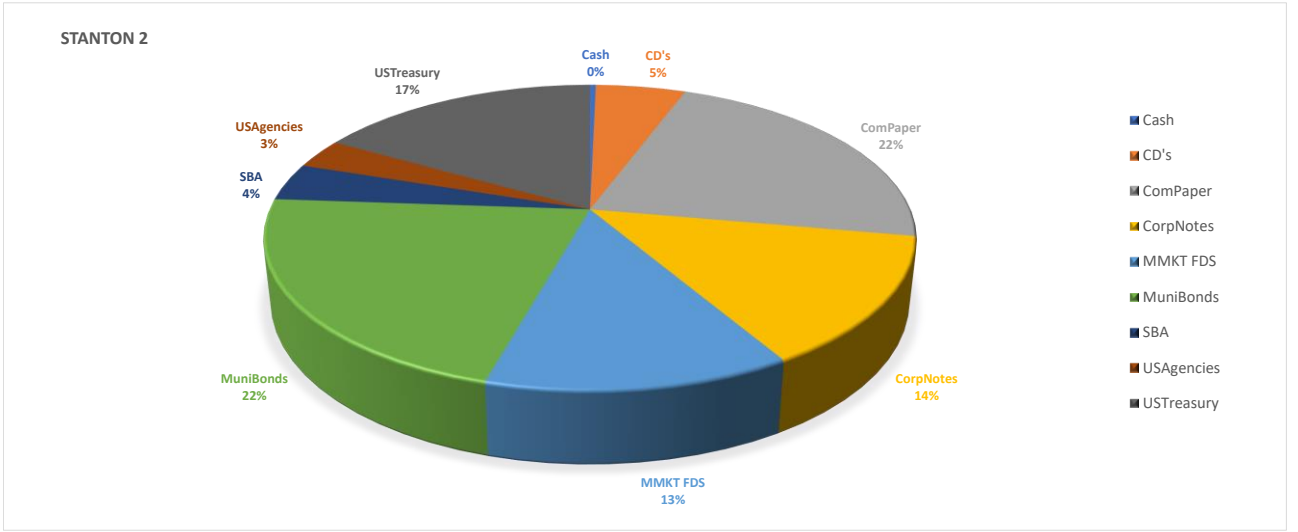
ST LUCIE										
Row Labels	Cash	CD's	ComPaper	CorpNotes	MMKT FDS	MuniBonds	SBA	USAgencies	USTreasury	Grand Total
SL	200,000.00									200,000.00
STL-R&R		749,826.36	998,794.83	1,104,692.60	967,610.72	1,045,591.72			2,016,557.75	6,883,073.98
STL NFS			2,999,873.43		1,992,315.26					4,992,188.69
STL-12-DSR			3,399,837.79		59,522.17					3,459,359.96
STL-GEN			899,337.59		41,827.23					941,164.82
STL-O&M			899,337.59		28,750.41					928,088.00
STL-CONT			5,998,612.38	11,417,249.73	12,658,822.86	7,060,687.95		5,233,130.90	7,546,101.33	49,914,605.15
STL-12-DS			998,810.90	1,018,821.74	457,516.10		5,527,334.61		2,041,431.44	10,043,914.79
STL-DS13A				518,228.45	1,056,700.76				768,024.56	2,342,953.77
STL-DS21A					500,282.04					500,282.04
STL-DECOM								597,812.64	7,054,223.51	7,652,036.15
Grand Total	200,000.00	749,826.36	16,194,604.51	14,058,992.52	17,763,347.55	8,106,279.67	5,527,334.61	5,830,943.54	19,426,338.59	87,857,667.35
% OF TOTAL	0%	1%	18%	16%	20%	9%	6%	7%	22%	100%



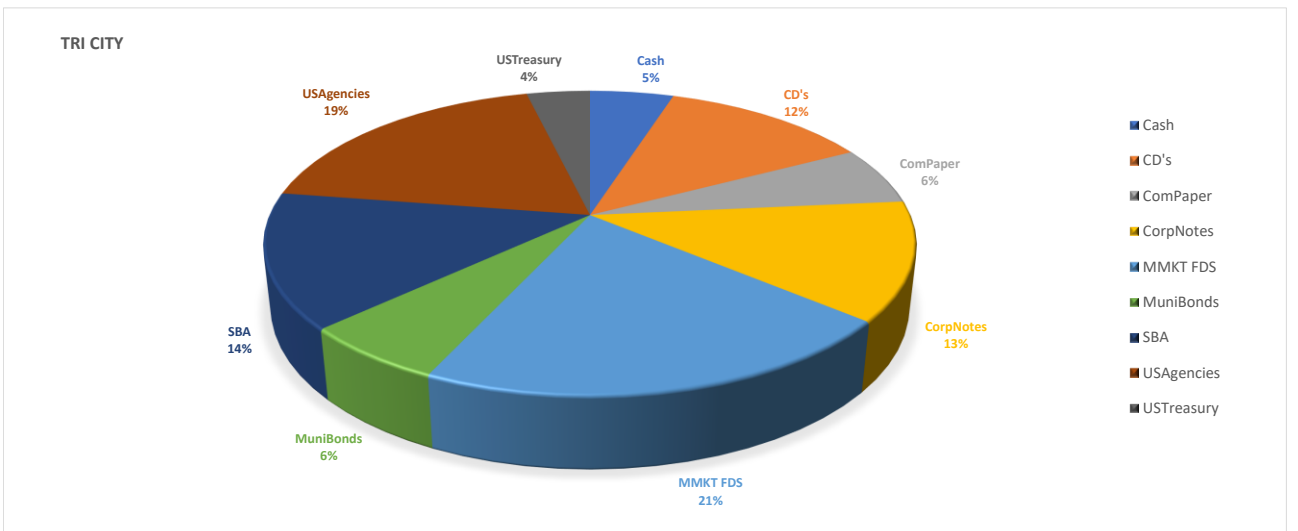
STANTON										
Row Labels	Cash	CD's	ComPaper	CorpNotes	MMKT FDS	MuniBonds	SBA	USAgencies	USTreasury	Grand Total
STN	200,000.00									200,000.00
STN-GEN		250,348.98	-	4,096,517.71	2,053,541.02	1,042,562.94			2,023,413.83	9,466,384.48
STN-CONT					187,266.75			945,852.66		1,133,119.41
STN-O&M					1,804,525.89		3,478,069.16		500,128.31	5,782,723.36
STN-R&R					508,513.06	1,179,053.81			2,510,020.71	4,197,587.58
Grand Total	200,000.00	250,348.98	-	4,096,517.71	4,553,846.72	2,221,616.75	3,478,069.16	945,852.66	5,033,562.85	20,779,814.83
% OF TOTAL	1%	1%	0%	20%	22%	11%	17%	4%	24%	100%



STANTON 2										
Row Labels	Cash	CD's	ComPaper	CorpNotes	MMKT FDS	MuniBonds	SBA	USAgencies	USTreasury	Grand Total
STN2	200,000.00									200,000.00
STN2-GEN		2,583,507.80	3,400,000.00	3,233,110.17	954,285.97	13,175,389.25		314,810.75	7,168,983.44	30,830,087.38
STN2-R&R		499,878.06		1,317,821.49	1,341,440.85			501,853.48	1,521,079.92	5,182,073.80
STN2-12DS			2,900,000.00		1,297,324.42					4,197,324.42
STN2-12DSR			1,100,000.00		3,137,005.71					4,237,005.71
STN2-DS17B			3,399,059.62		91,504.61					3,490,564.23
STN2-O&M			1,999,911.91	2,864,584.59	32,503.96		2,295,215.25	1,003,356.74	500,128.31	8,695,700.76
STN2-CONT				503,367.38	130,274.92			-	505,853.46	1,139,495.76
STN2-DS17A					343,930.26					343,930.26
STN2-DS20					1.08					1.08
STN2-PR20					0.05					0.05
STN2-REV20					0.01					0.01
STN2-SUBDT					95,413.26					95,413.26
Grand Total	200,000.00	3,083,385.86	12,798,971.53	7,918,883.63	7,423,685.10	13,175,389.25	2,295,215.25	1,820,020.97	9,696,045.13	58,411,596.72
% OF TOTAL	0%	5%	22%	14%	13%	22%	4%	3%	17%	100%



TRI CITY										
Row Labels	Cash	CD's	ComPaper	CorpNotes	MMKT FDS	MuniBonds	SBA	USAgencies	USTreasury	Grand Total
TC	200,000.00									200,000.00
TRI-GEN		250,168.60		102,108.41	169,839.92			253,654.99		775,771.92
TRI-R&R		249,232.66		253,058.62	230,691.10	250,448.44		506,394.74		1,489,825.56
TRI-CONT			249,962.28		420,594.98		577,743.49			1,248,300.75
TRI-O&M				153,162.62	20,024.65				151,756.04	324,943.31
Grand Total	200,000.00	499,401.26	249,962.28	508,329.65	841,150.65	250,448.44	577,743.49	760,049.73	151,756.04	4,038,841.54
% OF TOTAL	5%	12%	6%	13%	21%	6%	14%	19%	4%	100%



Investment Report

June 1, 2022

<u>CUSIP</u>	<u>ContNo</u>	<u>Issuer</u>	<u>Purchase Date</u>	<u>Maturity Date</u>	<u>Coupon</u>	<u>Yield to Maturity</u>	<u>Current Par</u>	<u>Market Value</u>	<u>(Premium)/Discount</u>	<u>Accrued Interest</u>	<u>Original Cost</u>	<u>Days To Maturity</u>	<u>Duration</u>	<u>Convexity</u>
Agency O&M														
19424JJ72	125885	CP: COLLAT CP V	05/11/2022	09/07/2022	0.000	1.651	1,000,000.00	999,415.93	5,355.00	0.00	0.9946	98	0.27	0.0021
2284K1N90	125886	CP: CROWN POINT CAPL	05/12/2022	01/09/2023	0.000	2.348	1,000,000.00	998,414.44	15,326.67	0.00	0.9847	222	0.61	0.0067
313385C53	125899	FHLB	05/27/2022	08/19/2022	0.000	1.146	1,000,000.00	999,780.11	2,630.43	0.00	0.9974	79	0.22	0.0015
3133ENLB4	125764	FFCB	01/18/2022	01/18/2023	0.460	0.500	1,000,000.00	1,003,706.96	400.00	1,699.44	0.9996	231	0.63	0.0074
3133ENUS7	125858	INSPEREX LLC	04/18/2022	04/18/2024	2.580	2.580	1,000,000.00	1,048,082.48	0.00	3,081.67	1.0000	687	1.84	0.0452
3135G05T6	125535	FNMA	07/08/2021	08/18/2023	0.350	0.291	500,000.00	501,678.37	(625.00)	500.69	1.0013	443	1.21	0.0211
62455BKJ3	125875	CP: Mountcliff Fund	04/25/2022	10/18/2022	0.000	1.790	1,000,000.00	999,126.64	8,555.56	0.00	0.9914	139	0.38	0.0033
9128283U2	125750	US Treasury	01/14/2022	01/31/2023	2.375	0.510	1,000,000.00	1,023,016.34	(19,433.62)	7,938.54	1.0194	244	0.66	0.0082
91282CBE0	125790	US Treasury	01/31/2022	01/15/2024	0.125	1.146	500,000.00	500,128.31	9,843.74	236.53	0.9803	593	1.62	0.0350
N/A	125278	AGENCY SBA	11/05/2020	06/01/2022	0.950	0.950	1,551,762.51	1,551,762.51	0.00	805.29	1.0000	0	0.00	0.0000
VP4560000	124711	Wells Fargo	11/26/2019	06/01/2022	0.590	0.590	1,585,248.33	1,585,248.33	0.00	932.50	1.0000	0	0.00	0.0000
					0.724	1.226	11,137,010.84	11,210,360.42	22,052.78	15,194.66	0.9980	199	0.54	0.0092
AGN Pool Summary					0.724	1.226	11,137,010.84	11,210,360.42	22,052.78	15,194.66	0.9980	199	0.54	0.0092
ALL REQUIREMENTS 2013A CONSTRUCTION														
37828XFW4	125859	CP: Glencove Fdg	04/18/2022	06/30/2022	0.000	0.965	1,000,000.00	999,889.77	1,926.39	0.00	0.9981	29	0.08	0.0005
912828XG0	125765	US Treasury	01/18/2022	06/30/2022	2.125	0.240	550,000.00	562,873.37	(4,665.31)	4,880.49	1.0085	29	0.08	0.0005
N/A	116079	Goldman Sachs M-Mkt	09/17/2013	06/01/2022	0.420	0.420	699,106.04	699,106.04	0.00	197.81	1.0000	0	0.00	0.0000
					0.650	0.618	2,249,106.04	2,261,869.18	(2,738.92)	5,078.30	1.0012	20	0.06	0.0003
ALL REQUIREMENTS 2021A CONSTRUCTION														
313385YJ9	125880	FHLB	05/02/2022	06/21/2022	0.000	0.609	1,000,000.00	999,976.65	833.33	0.00	0.9992	20	0.05	0.0003
313385ZU3	125881	FHLB	05/02/2022	07/25/2022	0.000	0.925	2,000,000.00	1,999,822.44	4,246.67	0.00	0.9979	54	0.15	0.0010
882724QX8	125679	MUNI: STATE OF TEXAS	10/29/2021	10/01/2022	1.614	0.121	3,250,000.00	3,274,584.83	(44,720.00)	8,742.50	1.0138	122	0.34	0.0028
912828TJ9	125882	US Treasury	05/02/2022	08/15/2022	1.625	0.965	2,000,000.00	2,015,878.34	(3,798.00)	9,516.57	1.0019	75	0.21	0.0014
912828YF1	125883	US Treasury	05/02/2022	09/15/2022	1.500	1.101	2,000,000.00	2,014,471.39	(2,920.00)	6,358.70	1.0015	106	0.29	0.0023
912828ZH6	125673	US Treasury	10/28/2021	04/15/2023	0.250	0.304	2,500,000.00	2,503,722.54	1,952.51	804.79	0.9992	318	0.88	0.0122
91282CAP6	125683	US Treasury	10/29/2021	10/15/2023	0.125	0.486	2,500,000.00	2,500,190.84	17,579.46	407.99	0.9930	501	1.37	0.0260
91282CAR2	125455	US Treasury	04/27/2021	10/31/2022	0.125	0.125	2,000,000.00	2,000,442.42	(0.11)	222.22	1.0000	152	0.42	0.0038
91282CCU3	125602	US Treasury	08/31/2021	08/31/2023	0.125	0.203	6,000,000.00	6,001,730.85	9,375.00	1,926.80	0.9984	456	1.25	0.0221
N/A	125475	ARP 21A CONSTR SBA	04/30/2021	06/01/2022	0.950	0.950	701,344.63	701,344.63	0.00	508.32	1.0000	0	0.00	0.0000
N/A	125844	Goldman Sachs M-Mkt	02/28/2022	06/01/2022	0.420	0.420	1,831,496.39	1,831,496.39	0.00	610.08	1.0000	0	0.00	0.0000
					0.577	0.460	25,782,841.02	25,843,661.32	(17,451.14)	29,097.97	1.0007	232	0.64	0.0099

Investment Report

June 1, 2022

<u>CUSIP</u>	<u>ContNo</u>	<u>Issuer</u>	<u>Purchase Date</u>	<u>Maturity Date</u>	<u>Coupon</u>	<u>Yield to Maturity</u>	<u>Current Par</u>	<u>Market Value</u>	<u>(Premium)/Discount</u>	<u>Accrued Interest</u>	<u>Original Cost</u>	<u>Days To Maturity</u>	<u>Duration</u>	<u>Convexity</u>
ALL REQUIREMENTS 2021B SUBORDINATE BOND PROCEED														
02665WDL2	125449	CORP: HONDA	04/27/2021	07/08/2025	1.200	1.022	6,500,000.00	6,731,872.07	(47,385.00)	30,983.33	1.0073	1,133	3.04	0.1112
06406RAS6	125442	CORP: Bank of NY	04/27/2021	04/26/2024	0.500	0.487	5,000,000.00	5,035,819.08	(1,884.99)	2,430.56	1.0004	695	1.90	0.0463
10373QBJ8	125448	CORP: BP CAPITAL MKT	04/27/2021	04/06/2025	3.194	1.060	5,000,000.00	5,451,486.41	(410,799.99)	24,398.61	1.0822	1,040	2.74	0.0931
127145LF5	125506	MUNI: CACHE CNTY UT	05/27/2021	06/15/2025	3.000	0.660	1,975,000.00	2,169,572.45	(184,386.00)	27,320.83	1.0934	1,110	2.90	0.1038
160357XD6	125503	MUNI: CTY CHARLESTON	05/26/2021	03/01/2025	1.250	0.520	1,255,000.00	1,295,231.52	(34,098.35)	3,921.88	1.0272	1,004	2.71	0.0897
23223PFP7	125501	MUNI: Cuyahoga Cnty	05/21/2021	12/01/2023	4.000	0.093	2,500,000.00	2,643,648.77	(238,750.00)	50,000.00	1.0955	548	1.44	0.0306
235308D75	125460	MUNI: DALLAS TX SCH	04/27/2021	08/15/2025	4.000	0.700	6,110,000.00	6,920,550.95	(852,528.30)	71,962.22	1.1395	1,171	3.02	0.1123
3133EMWH1	125451	FFCB	04/27/2021	04/21/2025	0.710	0.710	3,000,000.00	3,042,934.58	0.00	2,425.83	1.0000	1,055	2.86	0.0983
3135G05X7	125450	FNMA	04/27/2021	08/25/2025	0.375	0.692	3,000,000.00	3,012,848.15	40,470.00	3,000.00	0.9865	1,181	3.21	0.1212
3135G06G3	125721	FNMA	12/08/2021	11/07/2025	0.500	1.192	5,000,000.00	5,036,520.30	131,900.00	1,666.67	0.9736	1,255	3.41	0.1355
3137EAEX3	125497	FHLMC	05/17/2021	09/23/2025	0.375	0.691	2,500,000.00	2,509,435.95	33,750.00	1,770.83	0.9865	1,210	3.29	0.1268
31422XTC6	125786	FAMCA	01/26/2022	01/26/2024	0.875	0.940	750,000.00	760,964.96	963.65	2,278.65	0.9987	604	1.64	0.0363
341271AD6	125458	MUNI: FLORIDA SBA	04/27/2021	07/01/2025	1.258	0.978	5,000,000.00	5,187,782.53	(57,150.00)	26,208.33	1.0114	1,126	3.02	0.1098
35569PFG3	125498	MUNI: FREDERICK CNTY	05/17/2021	08/01/2025	3.000	0.637	1,630,000.00	1,789,674.20	(159,560.70)	16,300.00	1.0979	1,157	3.02	0.1119
37331NAJ0	125441	CORP:GEORGIA-PAC IFIC	04/27/2021	09/30/2025	1.750	1.130	5,500,000.00	5,795,301.78	(146,841.42)	16,309.03	1.0267	1,217	3.24	0.1257
485106UW6	125461	Kansas City, MO	04/28/2021	04/01/2025	1.295	0.949	2,000,000.00	2,066,348.19	(26,600.00)	4,316.67	1.0133	1,035	2.79	0.0944
68609TT81	125499	MUNI: Oregon State	05/18/2021	08/01/2025	0.803	0.666	1,300,000.00	1,327,735.35	(7,371.00)	3,479.67	1.0057	1,157	3.13	0.1162
74256LEE5	125440	CORP: PRINCIPAL LIFE	04/27/2021	06/23/2025	1.250	1.070	5,000,000.00	5,188,086.01	(36,450.00)	27,430.56	1.0073	1,118	3.00	0.1085
74368CAX2	125443	CORP: PROTECTIVELIFE	04/27/2021	07/15/2025	1.170	1.168	2,375,000.00	2,457,012.28	(155.61)	10,497.50	1.0001	1,140	3.06	0.1126
78015K7H1	125439	CORP: ROYAL BK CA	04/27/2021	06/10/2025	1.150	1.005	5,000,000.00	5,171,479.74	(29,149.99)	27,312.50	1.0058	1,105	2.97	0.1064
880591EW8	125720	MUNI: TVA	12/08/2021	05/15/2025	0.750	1.082	5,000,000.00	5,082,701.54	55,850.00	1,666.67	0.9888	1,079	2.93	0.1024
91417K2W0	125496	MUNI: UNIV COLORADO	05/17/2021	06/01/2025	2.347	0.650	3,690,000.00	3,926,738.28	(249,185.70)	43,302.15	1.0675	1,096	2.89	0.1027
N/A	125431	Goldman Sachs M-Mkt	04/15/2021	06/01/2022	0.420	0.420	3,851,532.81	3,851,532.81	0.00	265.84	1.0000	0	0.00	0.0000
N/A	125476	ARP 21B SUB SBA	04/30/2021	06/01/2022	0.950	0.950	1,991,832.73	1,991,832.73	0.00	1,443.62	1.0000	0	0.00	0.0000
					1.539	0.857	84,928,365.54	88,447,110.63	(2,219,363.40)	400,691.95	1.0261	1,007	2.69	0.0963
ALL REQUIREMENTS CONTINGENCY														
74153WCL1	125397	CORP: PRICOA GL FD	03/25/2021	09/23/2024	2.400	0.610	1,000,000.00	1,056,100.88	(61,800.00)	4,533.33	1.0618	845	2.26	0.0651
79642B3M3	120585	MUNI: SANWTR	06/20/2017	05/15/2023	5.000	1.390	270,000.00	302,874.45	(55,047.60)	600.00	1.2039	348	0.94	0.0148
VP4560000	124582	Wells Fargo	11/04/2019	06/01/2022	0.590	0.590	89,364.44	89,364.44	0.00	37.70	1.0000	0	0.00	0.0000
					2.797	0.764	1,359,364.44	1,448,339.77	(116,847.60)	5,171.03	1.0860	691	1.85	0.0508

Investment Report

June 1, 2022

<u>CUSIP</u>	<u>ContNo</u>	<u>Issuer</u>	<u>Purchase Date</u>	<u>Maturity Date</u>	<u>Coupon</u>	<u>Yield to Maturity</u>	<u>Current Par</u>	<u>Market Value</u>	<u>(Premium)/Discount</u>	<u>Accrued Interest</u>	<u>Original Cost</u>	<u>Days To Maturity</u>	<u>Duration</u>	<u>Convexity</u>
ALL REQUIREMENTS DEBT SERVICE 2015B														
2284K1JV6	125892	CP: CROWN POINT CAPL	05/27/2022	09/29/2022	0.000	1.806	1,800,000.00	1,798,675.18	11,062.51	0.00	0.9939	120	0.33	0.0027
62455BHN8	125860	CP: Mountcliff Fund	04/18/2022	08/22/2022	0.000	1.345	3,400,000.00	3,398,444.51	15,708.00	0.00	0.9954	82	0.22	0.0016
N/A	118434	Goldman Sachs M-Mkt	01/28/2016	06/01/2022	0.420	0.420	113,157.69	113,157.69	0.00	236.45	1.0000	0	0.00	0.0000
					0.009	1.481	5,313,157.69	5,310,277.38	26,770.51	236.45	0.9950	93	0.26	0.0020
ALL REQUIREMENTS DEBT SERVICE 2016A														
0347M3JW5	125865	CP: Anglesea Funding	04/19/2022	09/30/2022	0.000	1.326	13,300,000.00	13,290,116.80	78,765.56	0.00	0.9941	121	0.33	0.0027
2284K1JV6	125891	CP: CROWN POINT CAPL	05/27/2022	09/29/2022	0.000	1.806	4,400,000.00	4,396,761.55	27,041.70	0.00	0.9939	120	0.33	0.0027
67983UJS3	125879	CP: Old Line Fdg	04/29/2022	09/26/2022	0.000	1.684	3,000,000.00	2,997,855.47	20,625.00	0.00	0.9931	117	0.32	0.0026
N/A	118861	Goldman Sachs M-Mkt	05/12/2016	06/01/2022	0.420	0.420	51,211.20	51,211.20	0.00	258.70	1.0000	0	0.00	0.0000
					0.001	1.477	20,751,211.20	20,735,945.02	126,432.26	258.70	0.9939	120	0.33	0.0027
ALL REQUIREMENTS DEBT SERVICE 2017A														
N/A	120615	Goldman Sachs M-Mkt	06/30/2017	06/01/2022	0.420	0.420	580,917.96	580,917.96	0.00	103.18	1.0000	0	0.00	0.0000
					0.420	0.420	580,917.96	580,917.96	0.00	103.18	1.0000	0	0.00	0.0000
ALL REQUIREMENTS DEBT SERVICE 2017B														
2284K1JV6	125893	CP: CROWN POINT CAPL	05/27/2022	09/29/2022	0.000	1.806	1,400,000.00	1,398,969.59	8,604.18	0.00	0.9939	120	0.33	0.0027
62455BJP1	125872	CP: Mountcliff Fund	04/25/2022	09/23/2022	0.000	1.530	3,400,000.00	3,397,641.02	21,391.67	0.00	0.9937	114	0.31	0.0025
N/A	120616	Goldman Sachs M-Mkt	06/30/2017	06/01/2022	0.420	0.420	57,465.85	57,465.85	0.00	183.92	1.0000	0	0.00	0.0000
					0.005	1.597	4,857,465.85	4,854,076.46	29,995.85	183.92	0.9938	114	0.31	0.0026
ALL REQUIREMENTS DEBT SERVICE 2018A														
N/A	122318	Goldman Sachs M-Mkt	07/26/2018	06/01/2022	0.420	0.420	353,578.76	353,578.76	0.00	62.82	1.0000	0	0.00	0.0000
					0.420	0.420	353,578.76	353,578.76	0.00	62.82	1.0000	0	0.00	0.0000
ALL REQUIREMENTS DEBT SERVICE 2019A														
N/A	124837	Goldman Sachs M-Mkt	11/25/2019	06/01/2022	0.420	0.420	627,436.83	627,436.83	0.00	111.44	1.0000	0	0.00	0.0000
					0.420	0.420	627,436.83	627,436.83	0.00	111.44	1.0000	0	0.00	0.0000
ALL REQUIREMENTS DEBT SERVICE 2019B														
62455BHN8	125861	CP: Mountcliff Fund	04/18/2022	08/22/2022	0.000	1.345	800,000.00	799,634.00	3,696.00	0.00	0.9954	82	0.22	0.0016
N/A	124838	Goldman Sachs M-Mkt	11/25/2019	06/01/2022	0.420	0.420	345,809.16	345,809.16	0.00	66.45	1.0000	0	0.00	0.0000
					0.127	1.066	1,145,809.16	1,145,443.16	3,696.00	66.45	0.9968	57	0.16	0.0011
ALL REQUIREMENTS DEBT SERVICE 2021A														
N/A	125470	Goldman Sachs M-Mkt	04/30/2021	06/01/2022	0.420	0.420	300,457.77	300,457.77	0.00	64.53	1.0000	0	0.00	0.0000
					0.420	0.420	300,457.77	300,457.77	0.00	64.53	1.0000	0	0.00	0.0000
ALL REQUIREMENTS DEBT SERVICE 2021B														
N/A	125477	Goldman Sachs M-Mkt	05/04/2021	06/01/2022	0.420	0.420	379,015.21	379,015.21	0.00	67.27	1.0000	0	0.00	0.0000
					0.420	0.420	379,015.21	379,015.21	0.00	67.27	1.0000	0	0.00	0.0000

Investment Report

June 1, 2022

CUSIP	ContNo	Issuer	Purchase Date	Maturity Date	Coupon	Yield to Maturity	Current Par	Market Value	(Premium)/Discount	Accrued Interest	Original Cost	Days To Maturity	Duration	Convexity
ALL REQUIREMENTS GENERAL RESERVE														
3133ENUS7	125853	FFCB	04/18/2022	04/18/2024	2.580	2.580	500,000.00	524,041.24	0.00	1,540.83	1.0000	687	1.84	0.0452
31422XCS9	125394	FAMCA	03/16/2021	06/16/2023	0.200	0.200	1,000,000.00	1,001,447.79	0.00	916.67	1.0000	380	1.04	0.0163
372348BZ4	122077	CD: GENOA	02/28/2018	02/28/2023	2.550	2.550	245,000.00	249,373.43	0.00	17.12	1.0000	272	0.74	0.0097
87270LBF9	121723	CD: TIAA FSB	02/23/2018	02/23/2023	2.500	2.500	245,000.00	250,865.60	0.00	1,644.52	1.0000	267	0.72	0.0094
9128285U0	125708	US Treasury	11/18/2021	12/31/2023	2.625	0.560	3,000,000.00	3,150,816.03	(130,173.54)	33,066.30	1.0434	578	1.55	0.0338
VP4560000	124710	Wells Fargo	11/25/2019	06/01/2022	0.590	0.590	91,998.48	91,998.48	0.00	39.82	1.0000	0	0.00	0.0000
					2.097	0.878	5,081,998.48	5,268,542.57	(130,173.54)	37,225.26	1.0256	510	1.37	0.0286
ALL REQUIREMENTS GENERAL RESERVE RPA														
16537MGM5	125889	CP: CHESHAM FINANCE	05/26/2022	07/21/2022	0.000	1.118	1,000,000.00	999,772.63	1,726.67	0.00	0.9983	50	0.14	0.0009
92646LFE5	125855	CP: VICTORY REC	04/18/2022	06/14/2022	0.000	0.660	2,600,000.00	2,599,895.13	2,675.83	0.00	0.9990	13	0.04	0.0002
VP4560000	124584	Wells Fargo	11/04/2019	06/01/2022	0.590	0.590	36,540.26	36,540.26	0.00	351.97	1.0000	0	0.00	0.0000
					0.006	0.785	3,636,540.26	3,636,208.02	4,402.50	351.97	0.9988	23	0.06	0.0004
ALL REQUIREMENTS O&M														
02587DY85	125142	CD: American Express	10/01/2019	09/06/2022	2.400	2.000	247,000.00	248,777.31	(2,798.51)	1,412.98	1.0113	97	0.27	0.0020
05565EBU8	125582	CORP: BMW	08/26/2021	08/12/2024	0.750	0.550	2,000,000.00	2,030,445.03	(11,720.00)	4,541.67	1.0059	803	2.18	0.0601
06251A2D1	125186	CD: BANK HAPOALIM	08/26/2020	08/26/2022	0.250	0.250	249,000.00	249,232.18	0.00	158.61	1.0000	86	0.24	0.0017
16536JG84	125897	CP: CHESHAM FINANCE	05/27/2022	07/08/2022	0.000	1.066	8,000,000.00	7,998,792.86	9,800.00	0.00	0.9988	37	0.10	0.0006
254673MP8	125112	CD: Discover Bank	06/26/2020	02/22/2028	3.000	3.000	245,000.00	281,961.33	0.00	1,993.56	1.0000	2,092	5.30	0.3187
3130AJZJ1	125184	FHLB	08/25/2020	08/25/2023	0.320	0.320	444,444.44	444,497.03	0.00	379.26	1.0000	450	1.23	0.0217
3135G05R0	125168	FNMA	08/11/2020	08/10/2023	0.300	0.338	2,000,000.00	2,000,580.00	2,284.00	1,850.00	0.9989	435	1.19	0.0205
31422BPC8	125467	FAMCA	04/30/2021	11/20/2023	1.720	0.270	2,000,000.00	2,046,653.79	(73,800.00)	1,051.11	1.0369	537	1.46	0.0295
31422XMA7	125617	FAMCA	09/01/2021	09/01/2023	0.230	0.210	2,000,000.00	2,002,967.47	(800.00)	1,150.00	1.0004	457	1.25	0.0222
404280BA6	125115	CORP: HSBC	06/26/2020	05/25/2023	3.600	1.525	500,000.00	517,389.74	(30,310.00)	300.00	1.0606	358	0.97	0.0149
68608VDV3	125401	MUNI: Oregon State	03/26/2021	05/01/2025	3.069	0.900	1,000,000.00	1,085,987.68	(87,050.00)	2,557.50	1.0871	1,065	2.81	0.0972
7417017F7	125468	MUNI: PRINCE GEORGE	04/30/2021	09/15/2023	0.700	0.240	2,750,000.00	2,773,253.69	(29,920.00)	4,063.89	1.0109	471	1.28	0.0236
8648136U9	124457	MUNI: SUFFOLKVA	10/17/2019	02/01/2023	1.937	1.859	1,000,000.00	1,041,956.67	(2,480.00)	6,456.67	1.0025	245	0.67	0.0084
9128284D9	125838	US Treasury	03/23/2022	03/31/2023	2.500	1.587	5,000,000.00	5,120,163.73	(46,093.75)	21,174.86	1.0092	303	0.82	0.0114
9128284S6	125491	US Treasury	05/12/2021	05/31/2023	2.750	0.158	2,500,000.00	2,565,690.02	(132,372.77)	190.97	0.0016	364	0.99	0.0153
912828B66	123230	US Treasury	02/21/2019	02/15/2024	2.750	2.554	1,480,000.00	1,615,344.50	(13,489.47)	11,917.68	1.0091	624	1.67	0.0387
912828YM6	125836	US Treasury	03/18/2022	10/31/2024	1.500	1.035	1,000,000.00	1,033,456.55	(11,996.28)	1,311.48	0.0104	883	2.38	0.0709
91282CCN9	125603	US Treasury	08/31/2021	07/31/2023	0.125	0.178	3,000,000.00	3,001,247.20	3,046.87	1,253.45	0.9990	425	1.16	0.0196
91282CDA6	125646	US Treasury	09/30/2021	09/30/2023	0.250	0.286	5,000,000.00	5,010,093.80	3,600.00	2,118.06	0.9993	486	1.33	0.0249
91282CDV0	125788	US Treasury	01/31/2022	01/31/2024	0.875	1.172	5,000,000.00	5,075,777.13	29,296.87	14,623.62	0.9941	609	1.65	0.0368
949763NT9	125110	Wells Fargo	06/26/2020	02/28/2023	2.750	2.750	245,000.00	249,736.77	0.00	18.46	1.0000	272	0.74	0.0097
N/A	125279	All Req. SBA	11/05/2020	06/01/2022	0.950	0.950	33,167,239.70	33,167,239.70	0.00	16,320.51	1.0000	0	0.00	0.0000
VP4560000	124611	Wells Fargo	11/21/2019	06/01/2022	0.590	0.590	8,981,377.28	8,981,377.28	0.00	4,951.65	1.0000	0	0.00	0.0000
					0.964	0.858	87,809,061.42	88,542,621.46	(394,803.04)	99,795.99	0.9632	220	0.60	0.0129

Investment Report

June 1, 2022

CUSIP	ContNo	Issuer	Purchase Date	Maturity Date	Coupon	Yield to Maturity	Current Par	Market Value	(Premium)/Discount	Accrued Interest	Original Cost	Days To Maturity	Duration	Convexity
ALL REQUIREMENTS RENEWAL & REPLACEMENT														
037833BY5	125408	CORP: APPLE INC	03/30/2021	02/23/2026	3.250	1.233	1,500,000.00	1,679,892.86	(143,370.00)	13,270.83	1.0956	1,363	3.53	0.1490
05580AZJ6	125428	CD: BMW NA	04/16/2021	04/17/2023	0.200	0.200	250,000.00	250,181.21	0.00	61.64	1.0000	320	0.88	0.0122
06406HCX5	125834	CORP: Bank of NY	03/17/2022	09/11/2024	3.250	2.403	2,000,000.00	2,154,799.86	(40,600.00)	14,444.44	1.0203	833	2.21	0.0630
28377ONU5	125405	MUNI: EL PASO SCHOOL	03/29/2021	08/15/2026	5.000	0.996	1,500,000.00	1,818,028.06	(313,680.00)	22,083.33	1.2091	1,536	3.84	0.1760
3130A3KM5	121512	FHLB	12/29/2017	12/09/2022	2.500	2.265	1,000,000.00	1,059,565.55	(10,920.00)	11,950.55	1.0109	191	0.52	0.0060
313382AD5	125826	FHLB	03/16/2022	02/08/2023	2.150	1.200	1,000,000.00	1,020,511.24	(8,420.00)	6,748.61	1.0084	252	0.68	0.0086
3133EAG77	121753	FFCB	03/05/2018	08/07/2034	3.150	3.280	1,500,000.00	1,791,750.00	24,645.00	14,962.50	0.9836	4,450	10.38	1.1550
3133ELNE0	125809	FFCB	02/11/2022	02/14/2024	1.430	1.537	1,000,000.00	1,025,578.96	2,100.00	4,250.28	0.9979	623	1.68	0.0383
31422XFN7	125473	FAMCA	05/03/2021	05/03/2024	0.350	0.350	1,000,000.00	1,003,467.15	0.00	272.22	1.0000	702	1.92	0.0471
46849LTM3	125380	CORP: JACKSON NTL	02/19/2021	09/15/2022	2.375	0.199	500,000.00	505,933.74	(16,981.96)	2,572.92	1.0340	106	0.29	0.0023
59217GEE5	125363	CORP: METLIFE	01/29/2021	01/13/2023	1.950	0.260	700,000.00	713,175.21	(23,058.00)	5,232.50	1.0329	226	0.61	0.0074
64971XEK0	125399	MUNI: NYC Trans Fin	03/25/2021	08/01/2026	3.430	1.110	1,500,000.00	1,713,047.74	(180,225.00)	17,150.00	1.1202	1,522	3.90	0.1799
64971XEK0	125403	MUNI: NYC Trans Fin	03/29/2021	08/01/2026	3.430	1.106	1,500,000.00	1,713,047.74	(180,225.00)	17,150.00	1.1202	1,522	3.90	0.1799
882724RB5	125406	MUNI: STATE OF TEXAS	03/29/2021	10/01/2026	5.000	0.964	2,000,000.00	2,422,388.48	(431,860.00)	16,666.67	1.2159	1,583	3.96	0.1862
902273WX5	121455	MUNI: TYLER	12/08/2017	02/15/2026	5.000	1.870	700,000.00	875,203.62	(165,564.00)	10,248.62	1.2365	1,355	3.42	0.1430
912828W9	125819	US Treasury	03/15/2022	09/30/2022	1.875	0.844	500,000.00	504,531.78	(2,790.00)	1,588.11	1.0056	121	0.33	0.0028
9128284D9	125839	US Treasury	03/23/2022	03/31/2023	2.500	1.587	250,000.00	256,008.19	(2,304.69)	1,058.74	1.0092	303	0.82	0.0114
9128284S6	125489	US Treasury	05/12/2021	05/31/2023	2.750	0.158	1,000,000.00	1,026,276.01	(52,949.11)	76.39	0.0016	364	0.99	0.0153
912828R28	125857	US Treasury	04/18/2022	04/30/2023	1.625	1.808	500,000.00	507,582.93	936.01	710.38	0.9981	333	0.91	0.0133
91282CAP6	125688	US Treasury	10/29/2021	10/15/2023	0.125	0.486	1,000,000.00	1,000,076.34	7,031.78	163.19	0.9930	501	1.37	0.0260
91282CBD2	125340	US Treasury	01/21/2021	12/31/2022	0.125	0.131	750,000.00	750,478.58	88.20	398.44	0.9999	213	0.59	0.0066
91282CDB4	125662	US Treasury	10/20/2021	10/15/2024	0.625	0.710	500,000.00	505,853.46	1,253.75	402.40	0.9975	867	2.36	0.0689
912833LJ7	120129	US Treasury	03/31/2014	08/15/2022	0.000	2.661	370,000.00	369,054.65	73,507.90	0.00	0.8013	75	0.21	0.0013
VP4560000	124585	Wells Fargo	11/04/2019	06/01/2022	0.590	0.590	1,998,022.87	1,998,022.87	0.00	634.50	1.0000	0	0.00	0.0000
					2.580	1.236	24,518,022.87	26,664,456.23	(1,463,385.12)	162,097.26	1.0168	1,029	2.59	0.1452
ALL REQUIREMENTS SOLAR O&M														
05531FBJ1	125618	CORP: Truist	09/02/2021	03/16/2023	2.200	0.359	500,000.00	510,542.06	(14,110.00)	2,291.67	1.0282	288	0.78	0.0106
32110YUT0	125723	CD: First Natl Bk Am	12/09/2021	11/29/2024	0.600	0.719	249,000.00	251,382.36	873.99	8.19	0.9965	912	2.48	0.0755
46849LTK7	125524	CORP: JACKSON NTL	06/10/2021	06/21/2024	2.650	0.844	930,000.00	988,592.89	(50,149.27)	10,953.33	1.0539	751	1.99	0.0528
89236THF5	125569	CORP: Toyota Motor	08/13/2021	08/14/2023	0.500	0.341	2,000,000.00	2,011,911.11	(6,340.00)	2,972.22	1.0032	439	1.20	0.0209
VP4560000	125040	Wells Fargo	04/27/2020	06/01/2022	0.590	0.590	26,120.35	26,120.35	0.00	11.31	1.0000	0	0.00	0.0000
					1.276	0.497	3,705,120.35	3,788,548.77	(69,725.28)	16,236.72	1.0188	526	1.42	0.0310
ALL REQUIREMENTS SUBORDINATE DEBT														
N/A	125086	Goldman Sachs M-Mkt	05/29/2020	06/01/2022	0.420	0.420	2.51	2.51	0.00	0.00	1.0000	0	0.00	0.0000
					0.420	0.420	2.51	2.51	0.00	0.00	1.0000	0	0.00	0.0000
		ARP Pool Summary			1.154	0.916	273,379,473.36	280,188,509.01	(4,223,190.92)	756,901.21	0.9983	531	1.41	0.0495
Bushnell Rate Stabilization Fund														
91282CAR2	125876	US Treasury	04/25/2022	10/31/2022	0.125	1.343	150,000.00	150,033.18	938.01	16.39	0.9937	152	0.42	0.0038
VP4560000	124580	Wells Fargo	11/04/2019	06/01/2022	0.590	0.590	4,073.06	4,073.06	0.00	1.77	1.0000	0	0.00	0.0000
					0.137	1.323	154,073.06	154,106.24	938.01	18.16	0.9939	148	0.41	0.0037

Investment Report

June 1, 2022

CUSIP	ContNo	Issuer	Purchase Date	Maturity Date	Coupon	Yield to Maturity	Current Par	Market Value	(Premium)/Discount	Accrued Interest	Original Cost	Days To Maturity	Duration	Convexity
BUSH Pool Summary					0.137	1.323	154,073.06	154,106.24	938.01	18.16	0.9939	148	0.41	0.0037
FMPA CLEWISTON PL 2021 DEBT SERVICE FUND														
N/A	125846	Goldman Sachs M-Mkt	03/29/2022	04/04/2042	0.420	0.420	0.02	0.02	0.00	0.00	1.0000	7,247	19.84	4.0333
					0.420	0.420	0.02	0.02	0.00	0.00	1.0000	7,247	19.84	4.0333
FMPA CLEWISTON PL 2021 PROCEEDS														
07644BF15	125862	CP: BEDFORD FDG	04/18/2022	06/01/2022	0.000	0.629	1,100,000.00	1,100,000.00	833.56	0.00	0.9992	0	0.00	0.0000
N/A	125651	Goldman Sachs M-Mkt	09/30/2021	06/01/2022	0.420	0.420	4,081.34	4,081.34	0.00	1.13	1.0000	0	0.00	0.0000
					0.002	0.628	1,104,081.34	1,104,081.34	833.56	1.13	0.9992	0	0.00	0.0000
CLEW Pool Summary					0.002	0.628	1,104,081.36	1,104,081.36	833.56	1.13	0.9992	0	0.00	0.0000
FMPA Pool Loan Working Capital														
VP4560000	124586	Wells Fargo	11/04/2019	06/01/2022	0.590	0.590	57,631.73	57,631.73	0.00	25.08	1.0000	0	0.00	0.0000
					0.590	0.590	57,631.73	57,631.73	0.00	25.08	1.0000	0	0.00	0.0000
FMPA Pool Summary					0.590	0.590	57,631.73	57,631.73	0.00	25.08	1.0000	0	0.00	0.0000
FMPA PL HOMESTEAD PROJECT FUND 2021														
07644BF15	125863	CP: BEDFORD FDG	04/18/2022	06/01/2022	0.000	0.629	1,000,000.00	1,000,000.00	757.78	0.00	0.9992	0	0.00	0.0000
67983UHG1	125811	CP: OLDLLC	02/11/2022	08/16/2022	0.000	0.737	1,000,000.00	999,795.65	3,771.67	0.00	0.9962	76	0.21	0.0015
89114QCD8	125547	CORP: TD BANK	07/16/2021	12/01/2022	1.900	0.210	260,000.00	264,803.03	(6,029.40)	2,470.00	1.0232	183	0.50	0.0055
9128286Y1	125778	US Treasury	01/21/2022	06/15/2022	1.750	0.235	1,500,000.00	1,513,073.21	(9,041.58)	12,115.38	1.0060	14	0.04	0.0002
961214DQ3	125548	CORP: WESTPAC BANKNG	07/16/2021	06/28/2022	2.500	0.140	825,000.00	835,256.76	(18,477.42)	8,765.63	1.0224	27	0.07	0.0004
9612C1HW0	125691	CP: WESTPAC BANKING	11/01/2021	08/30/2022	0.000	0.244	600,000.00	599,684.32	1,208.00	0.00	0.9980	90	0.25	0.0018
N/A	125532	Goldman Sachs M-Mkt	06/28/2021	06/01/2022	0.420	0.420	1,159,769.34	1,159,769.34	0.00	315.34	1.0000	0	0.00	0.0000
					0.893	0.398	6,344,769.34	6,372,382.31	(27,810.95)	23,666.35	1.0044	35	0.10	0.0007
FMPA PL HOMESTEAD REVENUE EXPENSE FUND 2021														
N/A	125848	Goldman Sachs M-Mkt	03/25/2022	04/04/2042	0.420	0.420	0.01	0.01	0.00	0.00	1.0000	7,247	19.84	4.0359
					0.420	0.420	0.01	0.01	0.00	0.00	1.0000	7,247	19.84	4.0359
HMST Pool Summary					0.893	0.398	6,344,769.35	6,372,382.32	(27,810.95)	23,666.35	1.0044	35	0.10	0.0007
FMPA PL HOMESTEAD DEBT SERVICE 2021														
N/A	125650	Goldman Sachs M-Mkt	09/24/2021	06/01/2022	0.420	0.420	0.35	0.35	0.00	0.00	1.0000	0	0.00	0.0000
					0.420	0.420	0.35	0.35	0.00	0.00	1.0000	0	0.00	0.0000
HOME Pool Summary					0.420	0.420	0.35	0.35	0.00	0.00	1.0000	0	0.00	0.0000
Kissimmee Rate Stabilization Fund														
VP4560000	124581	Wells Fargo	11/04/2019	06/01/2022	0.590	0.590	161.89	161.89	0.00	0.07	1.0000	0	0.00	0.0000
					0.590	0.590	161.89	161.89	0.00	0.07	1.0000	0	0.00	0.0000
KUA Pool Summary					0.590	0.590	161.89	161.89	0.00	0.07	1.0000	0	0.00	0.0000
FMPA PL BUSHNELL Debt Service														
N/A	124748	Goldman Sachs M-Mkt	12/10/2019	06/01/2022	0.420	0.420	1.63	1.63	0.00	0.00	1.0000	0	0.00	0.0000
					0.420	0.420	1.63	1.63	0.00	0.00	1.0000	0	0.00	0.0000

Investment Report

June 1, 2022

CUSIP	ContNo	Issuer	Purchase Date	Maturity Date	Coupon	Yield to Maturity	Current Par	Market Value	(Premium)/Discount	Accrued Interest	Original Cost	Days To Maturity	Duration	Convexity
FMPA PL BUSHNELL Revenue Fund														
N/A	125799	Goldman Sachs M-Mkt	02/01/2022	06/01/2022	0.420	0.420	0.01	0.01	0.00	0.00	1.0000	0	0.00	0.0000
					0.420	0.420	0.01	0.01	0.00	0.00	1.0000	0	0.00	0.0000
POOL Pool Summary					0.420	0.420	1.64	1.64	0.00	0.00	1.0000	0	0.00	0.0000
St Lucie Contingency														
6944PL2B4	125378	CORP: PACIFIC LIFE	02/19/2021	06/24/2025	1.200	0.849	500,000.00	518,228.45	(7,450.00)	2,650.00	1.0149	1,119	3.00	0.1087
9128284D9	125840	US Treasury	03/23/2022	03/31/2023	2.500	1.587	750,000.00	768,024.56	(6,914.06)	3,176.23	1.0092	303	0.82	0.0114
VP4560000	124587	Wells Fargo	11/04/2019	06/01/2022	0.590	0.590	1,056,700.76	1,056,700.76	0.00	459.66	1.0000	0	0.00	0.0000
					1.343	0.970	2,306,700.76	2,342,953.77	(14,364.06)	6,285.89	1.0062	341	0.92	0.0273
St Lucie Debt Service 2012A														
X9X9USDADM1	123467	MORGAN STANLEY LIQ	03/05/2019	06/01/2022	0.460	0.460	500,282.04	500,282.04	0.00	102.61	1.0000	0	0.00	0.0000
					0.460	0.460	500,282.04	500,282.04	0.00	102.61	1.0000	0	0.00	0.0000
St Lucie Debt Service 2013A														
2284K1JV6	125894	CP: CROWN POINT CAPL	05/27/2022	09/29/2022	0.000	1.806	900,000.00	899,337.59	5,531.25	0.00	0.9939	120	0.33	0.0027
X9X9USDADM1	123469	MORGAN STANLEY LIQ	03/05/2019	06/01/2022	0.460	0.460	41,827.23	41,827.23	0.00	210.16	1.0000	0	0.00	0.0000
					0.020	1.746	941,827.23	941,164.82	5,531.25	210.16	0.9941	115	0.31	0.0026
ST LUCIE DEBT SERVICE 2021A														
2284K1JV6	125895	CP: CROWN POINT CAPL	05/27/2022	09/29/2022	0.000	1.806	900,000.00	899,337.59	5,531.25	0.00	0.9939	120	0.33	0.0027
X9X9USDADM1	125669	MORGAN STANLEY LIQ	10/20/2021	06/01/2022	0.460	0.460	28,750.41	28,750.41	0.00	198.62	1.0000	0	0.00	0.0000
					0.014	1.764	928,750.41	928,088.00	5,531.25	198.62	0.9940	116	0.32	0.0026
St Lucie Debt Service Reserve 2012														
07644BF15	125871	CP: BEDFORD FDG	04/19/2022	06/01/2022	0.000	0.670	1,700,000.00	1,700,000.00	1,340.17	0.00	0.9992	0	0.00	0.0000
2284K1FT5	125635	CP: CROWN POINT CAPL	09/14/2021	06/27/2022	0.000	0.193	1,700,000.00	1,699,837.79	2,566.06	0.00	0.9985	26	0.07	0.0004
X9X9USDADM1	123468	MORGAN STANLEY LIQ	03/05/2019	06/01/2022	0.460	0.460	59,522.17	59,522.17	0.00	18.87	1.0000	0	0.00	0.0000
					0.008	0.432	3,459,522.17	3,459,359.96	3,906.23	18.87	0.9989	13	0.04	0.0002
St Lucie Decommissioning														
3133X8L34	109995	FHLB	07/28/2010	09/09/2024	5.365	3.850	500,000.00	597,812.64	(81,857.15)	6,110.14	1.1637	831	2.16	0.0621
912828B66	116602	US Treasury	02/28/2014	02/15/2024	2.750	2.640	400,000.00	436,579.59	(3,828.12)	3,220.99	1.0096	624	1.67	0.0387
91282CAZ4	125722	US Treasury	12/08/2021	11/30/2025	0.375	1.165	4,000,000.00	4,019,737.42	122,451.84	81.52	0.9694	1,278	3.48	0.1406
91282CBG5	125766	US Treasury	01/18/2022	01/31/2023	0.125	0.515	500,000.00	500,263.25	2,010.96	208.91	0.9960	244	0.67	0.0079
912833LQ1	116678	US Treasury	03/31/2014	02/15/2024	0.000	2.876	2,115,000.00	2,097,643.25	519,380.55	0.00	0.7544	624	1.71	0.0360
X9X9USDADM1	123464	MORGAN STANLEY LIQ	03/06/2019	06/01/2022	0.460	0.460	95,834,444.91	95,834,444.91	0.00	30,371.90	1.0000	0	0.00	0.0000
					0.478	0.562	103,349,444.91	103,486,481.06	558,158.08	39,993.46	0.9946	70	0.19	0.0067

Investment Report

June 1, 2022

<u>CUSIP</u>	<u>ContNo</u>	<u>Issuer</u>	<u>Purchase Date</u>	<u>Maturity Date</u>	<u>Coupon</u>	<u>Yield to Maturity</u>	<u>Current Par</u>	<u>Market Value</u>	<u>(Premium)/Discount</u>	<u>Accrued Interest</u>	<u>Original Cost</u>	<u>Days To Maturity</u>	<u>Duration</u>	<u>Convexity</u>
St Lucie General Reserve														
02088XFF0	125794	CP: ALPINE SEC LLC	01/31/2022	06/15/2022	0.000	0.447	1,000,000.00	999,955.95	1,650.00	0.00	0.9984	14	0.04	0.0002
0347M3G16	125842	CP: Anglesea Funding	03/23/2022	07/01/2022	0.000	0.854	1,200,000.00	1,199,861.60	2,800.00	0.00	0.9977	30	0.08	0.0005
05914GAC2	125396	MUNI: BALTIMORE CNTY	03/22/2021	08/01/2023	0.240	0.216	1,000,000.00	1,001,793.78	(570.00)	800.00	1.0006	426	1.16	0.0198
06406FAC7	122918	CORP: Bank of NY	12/21/2018	05/04/2026	2.800	3.670	2,000,000.00	2,201,539.48	111,512.24	4,200.00	0.9442	1,433	3.75	0.1653
07644BF15	125854	CP: BEDFORD FDG	04/18/2022	06/01/2022	0.000	0.629	1,800,000.00	1,800,000.00	1,364.00	0.00	0.9992	0	0.00	0.0000
09247XAJ0	125420	CORP: BLACKROCK	04/13/2021	06/01/2022	3.375	0.141	1,500,000.00	1,525,312.50	(54,915.00)	25,312.50	1.0366	0	0.00	0.0000
3132X0L33	124992	FAMCA	03/30/2020	02/21/2023	2.770	0.783	500,000.00	533,152.22	(28,350.00)	3,847.22	1.0567	265	0.72	0.0096
3133EHWV1	122914	Wells Fargo	12/20/2018	09/01/2026	2.400	2.991	2,000,000.00	2,199,300.00	80,720.00	12,000.00	0.9596	1,553	4.06	0.1917
3134GXBC7	125288	FHLMC	11/18/2020	11/18/2022	0.180	0.180	1,500,000.00	1,500,388.68	0.00	97.50	1.0000	170	0.47	0.0045
3135G05R0	125169	FNMA	08/11/2020	08/10/2023	0.300	0.338	1,000,000.00	1,000,290.00	1,142.00	925.00	0.9989	435	1.19	0.0205
387883YY1	125021	MUNI Grant Cnty Util	04/20/2020	01/01/2023	1.544	1.001	1,050,000.00	1,080,878.75	(15,151.50)	6,755.00	1.0144	214	0.59	0.0069
404280BA6	124986	CORP: HSBC	03/11/2020	05/25/2023	3.600	1.650	1,000,000.00	1,034,779.48	(60,620.00)	600.00	1.0606	358	0.97	0.0149
492674PN0	124980	Muni: Kettering, OH	03/10/2020	12/01/2023	2.000	0.859	280,000.00	293,287.40	(11,691.56)	2,800.00	1.0418	548	1.47	0.0310
59217GEE5	125360	CORP: METLIFE	01/29/2021	01/13/2023	1.950	0.260	1,000,000.00	1,018,821.74	(32,940.00)	7,475.00	1.0329	226	0.61	0.0074
606822AU8	124983	CORP: Mitsubishi UFG	03/10/2020	03/02/2025	3.777	1.625	1,000,000.00	1,108,048.53	(102,520.00)	9,337.58	1.1025	1,005	2.63	0.0869
613741KM8	125018	MUNI: Montgomery	04/20/2020	06/01/2022	1.941	1.061	1,000,000.00	1,025,080.00	(18,350.00)	9,705.00	1.0184	0	0.00	0.0000
62455BF18	125624	CP: Mountcliff Fund	09/09/2021	06/01/2022	0.000	0.193	1,000,000.00	1,000,000.00	1,398.61	0.00	0.9986	0	0.00	0.0000
64972CZ63	124988	MUNI:NYC HSG DEV	03/25/2020	05/01/2023	3.121	2.500	500,000.00	527,757.92	(9,195.00)	1,300.42	1.0184	334	0.91	0.0135
720424D64	125494	MUNI: PIERCE CNTY SC	05/13/2021	12/01/2024	0.681	0.435	1,000,000.00	1,012,281.21	(8,120.00)	3,405.00	1.0081	914	2.48	0.0760
75888XLW4	125715	CP: Regatta Funding	11/30/2021	11/30/2022	0.000	0.407	1,000,000.00	998,794.83	4,055.56	0.00	0.9959	182	0.50	0.0050
89236THF5	125570	CORP: Toyota Motor	08/13/2021	08/14/2023	0.500	0.341	2,000,000.00	2,011,911.11	(6,340.00)	2,972.22	1.0032	439	1.20	0.0209
89236THU2	125331	CORP: Toyota Motor	01/11/2021	01/11/2024	0.450	0.373	2,500,000.00	2,516,836.89	(5,750.00)	4,375.00	1.0023	589	1.61	0.0347
9128286Y1	125760	US Treasury	01/18/2022	06/15/2022	1.750	0.150	2,500,000.00	2,521,788.69	(16,251.33)	20,192.31	1.0065	14	0.04	0.0002
91282CBU4	125564	US Treasury	08/12/2021	03/31/2023	0.125	0.171	3,000,000.00	3,000,898.81	2,228.62	635.42	0.9993	303	0.83	0.0111
91282CDB4	125664	US Treasury	10/20/2021	10/15/2024	0.625	0.710	2,000,000.00	2,023,413.83	5,014.98	1,609.59	0.9975	867	2.36	0.0689
92818NGL6	124604	MUNI: VA STATE	11/20/2019	11/01/2024	2.200	2.101	2,000,000.00	2,119,608.89	(9,260.00)	3,788.89	1.0046	884	2.37	0.0707
VP4560000	124588	Wells Fargo	11/04/2019	06/01/2022	0.590	0.590	12,658,822.86	12,658,822.86	0.00	2,777.60	1.0000	0	0.00	0.0000
					1.089	0.839	48,988,822.86	49,914,605.15	(168,138.38)	124,911.25	1.0034	353	0.95	0.0290
ST LUCIE NUCLEAR FUEL STABILIZATION														
62455BFF7	125837	CP: Mountcliff Fund	03/22/2022	06/15/2022	0.000	1.057	1,500,000.00	1,499,933.93	3,683.33	0.00	0.9975	14	0.04	0.0002
92646LFE5	125856	CP: VICTORY REC	04/18/2022	06/14/2022	0.000	0.660	1,500,000.00	1,499,939.50	1,543.75	0.00	0.9990	13	0.04	0.0002
VP4560000	124589	Wells Fargo	11/04/2019	06/01/2022	0.590	0.590	1,992,315.26	1,992,315.26	0.00	473.67	1.0000	0	0.00	0.0000
					0.235	0.751	4,992,315.26	4,992,188.69	5,227.08	473.67	0.9990	8	0.02	0.0001

Investment Report

June 1, 2022

<u>CUSIP</u>	<u>ContNo</u>	<u>Issuer</u>	<u>Purchase Date</u>	<u>Maturity Date</u>	<u>Coupon</u>	<u>Yield to Maturity</u>	<u>Current Par</u>	<u>Market Value</u>	<u>(Premium)/Discount</u>	<u>Accrued Interest</u>	<u>Original Cost</u>	<u>Days To Maturity</u>	<u>Duration</u>	<u>Convexity</u>
St Lucie O&M														
2284K1LU5	125717	CP: CROWN POINT CAPL	11/30/2021	11/28/2022	0.000	0.407	1,000,000.00	998,810.90	4,033.33	0.00	0.9960	180	0.49	0.0049
59217GEE5	125357	CORP: METLIFE	01/29/2021	01/13/2023	1.950	0.260	1,000,000.00	1,018,821.74	(32,940.00)	7,475.00	1.0329	226	0.61	0.0074
9128284S6	125490	US Treasury	05/12/2021	05/31/2023	2.750	0.158	1,000,000.00	1,026,276.01	(52,949.11)	76.39	0.0016	364	0.99	0.0153
91282CDV0	125789	US Treasury	01/31/2022	01/31/2024	0.875	1.172	1,000,000.00	1,015,155.43	5,859.38	2,924.72	0.9941	609	1.65	0.0368
N/A	125280	ST LUCIE SBA	11/05/2020	06/01/2022	0.950	0.950	5,527,334.61	5,527,334.61	0.00	2,894.11	1.0000	0	0.00	0.0000
VP4560000	124612	Wells Fargo	11/21/2019	06/01/2022	0.590	0.590	457,516.10	457,516.10	0.00	592.29	1.0000	0	0.00	0.0000
					1.111	0.753	9,984,850.71	10,043,914.79	(75,996.40)	13,962.51	0.9023	138	0.38	0.0065
St Lucie R&R														
05580AZL1	125438	CD: BMW NA	04/23/2021	10/23/2023	0.300	0.300	250,000.00	250,557.25	0.00	80.14	1.0000	509	1.39	0.0267
19464VEB2	125514	MUNI: COLLIER CNTY	06/09/2021	10/01/2024	2.000	0.500	1,000,000.00	1,045,591.72	(49,190.00)	3,333.33	1.0492	853	2.29	0.0663
38149MVV2	125478	CD: GOLDMAN SACHS	05/05/2021	05/05/2023	0.150	0.150	250,000.00	250,036.45	0.00	27.74	1.0000	338	0.93	0.0133
46849LTK7	125523	CORP: JACKSON NTL	06/10/2021	06/21/2024	2.650	0.844	560,000.00	595,281.74	(30,197.41)	6,595.56	1.0539	751	1.99	0.0528
59217GEE5	125359	CORP: METLIFE	01/29/2021	01/13/2023	1.950	0.260	500,000.00	509,410.86	(16,470.00)	3,737.50	1.0329	226	0.61	0.0074
75888XLW4	125714	CP: Regatta Funding	11/30/2021	11/30/2022	0.000	0.407	1,000,000.00	998,794.83	4,055.56	0.00	0.9959	182	0.50	0.0050
87165FC85	125675	CD: SYNCHRONY BANK	10/29/2021	10/28/2022	0.150	0.150	249,000.00	249,232.66	0.00	220.01	1.0000	149	0.41	0.0037
9128282W9	125820	US Treasury	03/15/2022	09/30/2022	1.875	0.844	500,000.00	504,531.78	(2,790.00)	1,588.11	1.0056	121	0.33	0.0028
91282CBD2	125342	US Treasury	01/21/2021	12/31/2022	0.125	0.131	500,000.00	500,319.05	58.79	265.63	0.9999	213	0.59	0.0066
91282CDB4	125663	US Treasury	10/20/2021	10/15/2024	0.625	0.710	1,000,000.00	1,011,706.92	2,507.49	804.79	0.9975	867	2.36	0.0689
VP4560000	124590	Wells Fargo	11/04/2019	06/01/2022	0.590	0.590	967,610.72	967,610.72	0.00	252.56	1.0000	0	0.00	0.0000
					1.004	0.506	6,776,610.72	6,883,073.98	(92,025.57)	16,905.37	1.0136	421	1.14	0.0279
STL Pool Summary					0.687	0.665	182,229,127.07	183,492,112.26	227,829.48	203,062.41	0.9930	164	0.44	0.0134
Stanton Contingency														
3130ARQ61	125890	FHLB	05/25/2022	10/21/2024	2.200	2.210	900,000.00	945,852.66	225.00	2,200.00	0.9998	873	2.34	0.0690
VP4560000	124591	Wells Fargo	11/04/2019	06/01/2022	0.590	0.590	187,266.75	187,266.75	0.00	370.21	1.0000	0	0.00	0.0000
					1.923	1.931	1,087,266.75	1,133,119.41	225.00	2,570.21	0.9998	723	1.94	0.0572
Stanton General Reserve														
576051VX1	125492	MUNI: MASSWTR	05/13/2021	08/01/2024	1.862	0.413	1,000,000.00	1,042,562.94	(46,250.00)	6,206.67	1.0463	792	2.12	0.0582
57629WDG2	125845	CORP: MASSMUTUAL	04/01/2022	03/21/2025	2.800	2.980	800,000.00	862,922.43	4,071.36	4,355.56	0.9949	1,024	2.71	0.0909
59217GEE5	125361	CORP: METLIFE	01/29/2021	01/13/2023	1.950	0.260	500,000.00	509,410.86	(16,470.00)	3,737.50	1.0329	226	0.61	0.0074
64952WEK5	125761	CORP: NYLIFE	01/18/2022	01/14/2025	1.450	1.350	600,000.00	623,273.32	(1,751.53)	3,310.83	1.0029	958	2.57	0.0820
742718EB1	125585	CORP: Procter & Gamb	08/26/2021	08/15/2023	3.100	0.246	1,000,000.00	1,044,918.32	(56,030.00)	9,127.78	1.0560	440	1.18	0.0213
75951AAJ7	125641	CORP: Reliance Stand	09/30/2021	09/19/2023	3.850	0.565	1,000,000.00	1,055,992.78	(64,250.00)	7,700.00	1.0643	475	1.27	0.0241
87165HG53	125697	CD: SYNCHRONY BANK	11/05/2021	11/03/2022	0.200	0.199	250,000.00	250,348.98	0.00	284.93	1.0000	155	0.42	0.0039
91282CDB4	125665	US Treasury	10/20/2021	10/15/2024	0.625	0.710	2,000,000.00	2,023,413.83	5,014.98	1,609.59	0.9975	867	2.36	0.0689
VP4560000	124592	Wells Fargo	11/04/2019	06/01/2022	0.590	0.590	2,053,541.02	2,053,541.02	0.00	879.93	1.0000	0	0.00	0.0000
					1.674	0.786	9,203,541.02	9,466,384.48	(175,665.19)	37,212.79	1.0191	542	1.46	0.0400

Investment Report

June 1, 2022

<u>CUSIP</u>	<u>ContNo</u>	<u>Issuer</u>	<u>Purchase Date</u>	<u>Maturity Date</u>	<u>Coupon</u>	<u>Yield to Maturity</u>	<u>Current Par</u>	<u>Market Value</u>	<u>(Premium)/Discount</u>	<u>Accrued Interest</u>	<u>Original Cost</u>	<u>Days To Maturity</u>	<u>Duration</u>	<u>Convexity</u>
Stanton O&M														
91282CBE0	125792	US Treasury	01/31/2022	01/15/2024	0.125	1.146	500,000.00	500,128.31	9,843.75	236.53	0.9803	593	1.62	0.0350
N/A	125281	STANTON SBA	11/05/2020	06/01/2022	0.950	0.950	3,478,069.16	3,478,069.16	0.00	2,240.96	1.0000	0	0.00	0.0000
VP4560000	124615	Wells Fargo	11/21/2019	06/01/2022	0.590	0.590	1,804,525.89	1,804,525.89	0.00	567.91	1.0000	0	0.00	0.0000
					0.766	0.855	5,782,595.05	5,782,723.36	9,843.75	3,045.40	0.9983	51	0.14	0.0030
Stanton R&R														
534239EC8	124335	MUNI: LINCOLN NE	09/30/2019	08/15/2022	3.000	1.696	1,000,000.00	1,057,183.33	(36,420.00)	8,833.33	1.0364	75	0.21	0.0015
9128282W9	125822	US Treasury	03/15/2022	09/30/2022	1.875	0.844	1,000,000.00	1,009,063.55	(5,580.00)	3,176.23	1.0056	121	0.33	0.0028
91282CBD2	125346	US Treasury	01/21/2021	12/31/2022	0.125	0.131	1,500,000.00	1,500,957.16	176.39	796.88	0.9999	213	0.59	0.0066
92818NGL6	124605	MUNI: VA STATE	11/20/2019	11/01/2024	2.200	2.101	115,000.00	121,870.48	(532.45)	210.83	1.0046	884	2.37	0.0707
VP4560000	124596	Wells Fargo	11/04/2019	06/01/2022	0.590	0.590	508,513.06	508,513.06	0.00	183.07	1.0000	0	0.00	0.0000
					1.362	0.795	4,123,513.06	4,197,587.58	(42,356.06)	13,200.34	1.0103	150	0.41	0.0054
STN Pool Summary					1.364	0.869	20,196,915.88	20,579,814.83	(207,952.50)	56,028.74	1.0103	331	0.89	0.0233
Stanton II Contingency														
89236THU2	125334	CORP: Toyota Motor	01/11/2021	01/11/2024	0.450	0.373	500,000.00	503,367.38	(1,150.00)	875.00	1.0023	589	1.61	0.0347
91282CDB4	125667	US Treasury	10/20/2021	10/15/2024	0.625	0.710	500,000.00	505,853.46	1,253.75	402.40	0.9975	867	2.36	0.0689
VP4560000	124593	Wells Fargo	11/04/2019	06/01/2022	0.590	0.590	130,274.92	130,274.92	0.00	56.67	1.0000	0	0.00	0.0000
					0.544	0.547	1,130,274.92	1,139,495.76	103.75	1,334.07	0.9999	644	1.75	0.0458
Stanton II Debt Service 2012														
07644BF15	125870	CP: BEDFORD FDG	04/19/2022	06/01/2022	0.000	0.670	2,900,000.00	2,900,000.00	2,286.17	0.00	0.9992	0	0.00	0.0000
X9X9USDADM1	123459	MORGAN STANLEY LIQ	03/12/2019	06/01/2022	0.460	0.460	1,297,324.42	1,297,324.42	0.00	267.52	1.0000	0	0.00	0.0000
					0.142	0.605	4,197,324.42	4,197,324.42	2,286.17	267.52	0.9995	0	0.00	0.0000
STANTON II DEBT SERVICE 2017A														
X9X9USDADM1	123460	MORGAN STANLEY LIQ	03/12/2019	06/01/2022	0.460	0.460	343,930.26	343,930.26	0.00	91.88	1.0000	0	0.00	0.0000
					0.460	0.460	343,930.26	343,930.26	0.00	91.88	1.0000	0	0.00	0.0000
STANTON II DEBT SERVICE 2017B														
2284K1JV6	125896	CP: CROWN POINT CAPL	05/27/2022	09/29/2022	0.000	1.806	900,000.00	899,337.59	5,531.25	0.00	0.9939	120	0.33	0.0027
75888XJL1	125867	CP: Regatta Funding	04/19/2022	09/20/2022	0.000	1.433	2,500,000.00	2,499,722.03	14,972.22	0.00	0.9940	111	0.30	0.0024
X9X9USDADM1	123461	MORGAN STANLEY LIQ	03/12/2019	06/01/2022	0.460	0.460	91,504.61	91,504.61	0.00	146.33	1.0000	0	0.00	0.0000
					0.012	1.504	3,491,504.61	3,490,564.23	20,503.47	146.33	0.9941	110	0.30	0.0024
STANTON II DEBT SERVICE POOLED LOAN 2020-1														
N/A	125215	Goldman Sachs M-Mkt	09/28/2020	06/01/2022	0.420	0.420	1.08	1.08	0.00	0.00	1.0000	0	0.00	0.0000
					0.420	0.420	1.08	1.08	0.00	0.00	1.0000	0	0.00	0.0000

Investment Report

June 1, 2022

<u>CUSIP</u>	<u>ContNo</u>	<u>Issuer</u>	<u>Purchase Date</u>	<u>Maturity Date</u>	<u>Coupon</u>	<u>Yield to Maturity</u>	<u>Current Par</u>	<u>Market Value</u>	<u>(Premium)/Discount</u>	<u>Accrued Interest</u>	<u>Original Cost</u>	<u>Days To Maturity</u>	<u>Duration</u>	<u>Convexity</u>
Stanton II Debt Service Reserve 2012														
07644BF15	125869	CP: BEDFORD FDG	04/19/2022	06/01/2022	0.000	0.670	1,100,000.00	1,100,000.00	867.17	0.00	0.9992	0	0.00	0.0000
X9X9USDADM1	123458	MORGAN STANLEY LIQ	03/12/2019	06/01/2022	0.460	0.460	3,137,005.71	3,137,005.71	0.00	81.76	1.0000	0	0.00	0.0000
					0.341	0.514	4,237,005.71	4,237,005.71	867.17	81.76	0.9998	0	0.00	0.0000

Investment Report

June 1, 2022

<u>CUSIP</u>	<u>ContNo</u>	<u>Issuer</u>	<u>Purchase Date</u>	<u>Maturity Date</u>	<u>Coupon</u>	<u>Yield to Maturity</u>	<u>Current Par</u>	<u>Market Value</u>	<u>(Premium)/Discount</u>	<u>Accrued Interest</u>	<u>Original Cost</u>	<u>Days To Maturity</u>	<u>Duration</u>	<u>Convexity</u>
Stanton II General Reserve														
00344NXX7	125516	MUNI: ABILENE TX	06/09/2021	02/15/2025	0.997	0.589	1,105,000.00	1,132,187.45	(16,398.20)	3,243.85	1.0148	990	2.68	0.0878
02007GKL6	123888	CD: ALLY BK	06/27/2019	06/27/2022	2.250	2.250	249,000.00	251,784.03	0.00	2,394.49	1.0000	26	0.07	0.0004
0347M3F17	125873	CP: Anglesea Funding	04/25/2022	06/01/2022	0.000	0.771	1,500,000.00	1,500,000.00	1,171.67	0.00	0.9992	0	0.00	0.0000
035771W67	123871	MUNI: CITY ANNAPOLIS	06/25/2019	08/01/2026	2.901	2.482	360,000.00	400,930.20	(9,756.00)	3,481.20	1.0271	1,522	3.94	0.1823
07644BF15	125868	CP: BEDFORD FDG	04/18/2022	06/01/2022	0.000	0.629	1,900,000.00	1,900,000.00	1,439.78	0.00	0.9992	0	0.00	0.0000
14042RMC2	123874	CD: CAPITAL 1 NA	06/26/2019	06/26/2023	2.250	2.250	249,000.00	256,997.85	0.00	2,409.84	1.0000	390	1.05	0.0175
14042TAX5	123873	CD: CAPITAL 1 NA	06/26/2019	06/26/2023	2.250	2.250	249,000.00	256,997.85	0.00	2,409.84	1.0000	390	1.05	0.0175
15118RRP4	124230	CD: CELTIC BANK	08/30/2019	08/30/2027	2.000	2.000	250,000.00	269,818.12	0.00	27.40	1.0000	1,916	5.00	0.2835
17312QM97	124132	CD: Citibank	08/28/2019	06/15/2022	3.100	1.949	245,000.00	248,784.02	(7,634.20)	3,495.78	1.0312	14	0.04	0.0002
23223PFG7	125294	MUNI: Cuyahoga Cnty	12/04/2020	12/01/2023	1.828	0.300	1,000,000.00	1,024,932.58	(45,470.00)	9,140.00	1.0455	548	1.47	0.0308
254673ZL3	124129	CD: Discover Bank	08/28/2019	06/26/2026	2.650	2.200	250,000.00	275,884.97	(7,092.50)	2,849.66	1.0284	1,486	3.85	0.1749
31315PZS1	125349	FAMCA	01/20/2021	01/24/2023	2.130	2.156	300,000.00	314,810.75	150.00	2,254.25	0.9995	237	0.64	0.0080
38149MBW2	123875	CD: GOLDMAN SACHS	06/26/2019	06/26/2023	2.350	2.350	249,000.00	257,371.03	0.00	2,516.95	1.0000	390	1.05	0.0175
404280BA6	124985	CORP: HSBC	03/11/2020	05/25/2023	3.600	1.650	1,000,000.00	1,034,779.48	(60,620.00)	600.00	1.0606	358	0.97	0.0149
438670Q79	124456	MUNI: CTY HONOLULU	10/16/2019	11/01/2022	2.512	1.721	750,000.00	779,417.33	(17,325.00)	1,622.33	1.0231	153	0.42	0.0040
4423315T7	124242	MUNI: HOUSTON	09/10/2019	03/01/2024	1.950	1.845	500,000.00	523,687.50	(2,255.00)	2,437.50	1.0045	639	1.72	0.0401
45506DWT8	123872	MUNI: INDIANA STATE	06/25/2019	07/01/2027	2.816	2.532	950,000.00	1,040,538.17	(19,475.00)	11,146.67	1.0205	1,856	4.74	0.2575
459200HP9	123963	CORP: IBM	07/15/2019	08/01/2023	3.375	2.423	500,000.00	524,552.20	(18,235.00)	5,625.00	1.0365	426	1.14	0.0202
61760AV55	124127	CD: MORGAN	08/28/2019	08/22/2024	2.000	2.000	250,000.00	261,359.26	0.00	1,356.16	1.0000	813	2.18	0.0609
64966MEB1	124124	MUNI: NYC	08/28/2019	08/01/2027	2.520	2.128	300,000.00	315,999.00	(8,526.00)	2,520.00	1.0284	1,887	4.86	0.2683
64966MGL7	123854	MUNI: NYC Trans Fin	06/21/2019	12/01/2024	2.900	2.355	2,875,000.00	3,091,890.00	(79,522.50)	42,150.69	1.0277	914	2.40	0.0740
67869TAD7	123970	MUNI: OKL CNTY SD	07/15/2019	06/01/2024	2.650	2.260	1,000,000.00	1,045,970.00	(17,870.00)	13,397.22	1.0179	731	1.94	0.0504
68607VT54	123966	MUNI: OREGON LOTTERY	07/15/2019	04/01/2025	2.946	2.270	1,000,000.00	1,093,876.83	(35,860.00)	4,991.83	1.0359	1,035	2.73	0.0925
69349LAG3	125381	CORP: PNC	02/19/2021	11/01/2022	2.700	0.305	750,000.00	760,032.86	(30,330.00)	1,743.75	1.0404	153	0.42	0.0039
73474TAR1	123965	MUNI: PORT OF MORROW	07/15/2019	09/01/2025	2.302	2.423	500,000.00	534,441.44	3,435.00	2,941.44	0.9931	1,188	3.14	0.1190
73723RH6	124121	MUNI: CITY OF PORTS	08/28/2019	02/01/2027	2.000	1.967	500,000.00	531,159.92	(1,140.00)	3,314.92	1.0023	1,706	4.46	0.2285
74153WCM9	125522	CORP: PRICOA GL FD	06/10/2021	09/01/2025	0.800	0.860	895,000.00	913,745.63	2,225.31	1,790.00	0.9975	1,188	3.21	0.1222
7954503Q6	123877	CD: SALLIE MAE	06/26/2019	06/27/2022	2.250	2.248	249,000.00	258,868.23	0.00	2,394.49	1.0000	26	0.07	0.0004
864784GR8	125296	MUNI: SUFFOLKVA	12/04/2020	06/01/2024	0.750	0.391	1,000,000.00	1,011,460.03	(12,440.00)	3,750.00	1.0124	731	1.99	0.0511
88213AGC3	124126	MUNI: TEXAS A&M UNIV	08/28/2019	05/15/2027	2.508	2.058	100,000.00	107,560.36	(3,175.00)	115.86	1.0318	1,809	4.70	0.2522
88213AHL2	123968	MUNI: TEXAS A&M UNIV	07/15/2019	05/15/2024	2.884	2.215	500,000.00	541,338.44	(15,195.00)	680.94	1.0304	714	1.91	0.0486
91282CDB4	125666	US Treasury	10/20/2021	10/15/2024	0.625	0.710	2,000,000.00	2,023,413.83	5,014.98	1,609.59	0.9975	867	2.36	0.0689
91282CDS7	125762	US Treasury	01/18/2022	01/15/2025	1.125	1.202	5,000,000.00	5,145,569.61	11,300.00	21,287.98	0.9977	959	2.58	0.0824
949763RK4	124130	CD: WELLS FARGO	08/28/2019	06/14/2022	3.100	1.949	245,000.00	245,642.44	(7,663.60)	374.55	1.0313	13	0.04	0.0002
VP4560000	124594	Wells Fargo	11/04/2019	06/01/2022	0.590	0.590	954,285.97	954,285.97	0.00	305.33	1.0000	0	0.00	0.0000
					1.713	1.429	29,724,285.97	30,830,087.38	(391,246.26)	160,379.51	1.0132	733	1.95	0.0674

Investment Report

June 1, 2022

<u>CUSIP</u>	<u>ContNo</u>	<u>Issuer</u>	<u>Purchase Date</u>	<u>Maturity Date</u>	<u>Coupon</u>	<u>Yield to Maturity</u>	<u>Current Par</u>	<u>Market Value</u>	<u>(Premium)/Discount</u>	<u>Accrued Interest</u>	<u>Original Cost</u>	<u>Days To Maturity</u>	<u>Duration</u>	<u>Convexity</u>
Stanton II O&M														
05565EBM6	125647	CORP: BMW	10/01/2021	04/06/2023	3.800	0.436	1,000,000.00	1,036,988.62	(50,700.00)	5,805.56	1.0507	309	0.84	0.0119
110122CY2	125630	CORP: Bristol-Myers	09/13/2021	02/15/2023	2.750	0.389	800,000.00	821,355.86	(26,760.00)	6,477.78	1.0335	259	0.70	0.0091
3135G05T6	125536	FNMA	07/08/2021	08/18/2023	0.350	0.291	1,000,000.00	1,003,356.74	(1,250.00)	1,001.39	1.0013	443	1.21	0.0211
377373AL9	125520	CORP: GLAXOSMITH	06/10/2021	10/01/2023	0.534	0.373	1,000,000.00	1,006,240.11	(3,690.00)	890.00	1.0037	487	1.33	0.0250
62455BFF7	125713	CP: Mountcliff Fund	11/30/2021	06/15/2022	0.000	0.233	2,000,000.00	1,999,911.91	2,517.22	0.00	0.9987	14	0.04	0.0002
91282CBE0	125791	US Treasury	01/31/2022	01/15/2024	0.125	1.146	500,000.00	500,128.31	9,843.74	236.53	0.9803	593	1.62	0.0350
N/A	125282	STANTON II SBA	11/05/2020	06/01/2022	0.950	0.950	2,295,215.25	2,295,215.25	0.00	667.96	1.0000	0	0.00	0.0000
VP4560000	125385	Wells Fargo	12/31/2020	06/01/2022	0.590	0.590	32,503.96	32,503.96	0.00	319.70	1.0000	0	0.00	0.0000
					1.060	0.539	8,627,719.21	8,695,700.76	(70,039.04)	15,398.92	1.0081	205	0.56	0.0096
STANTON II PROJECT FUND 2020 POOLED LOAN														
N/A	125118	Goldman Sachs M-Mkt	06/25/2020	06/01/2022	0.420	0.420	0.05	0.05	0.00	0.00	1.0000	0	0.00	0.0000
					0.420	0.420	0.05	0.05	0.00	0.00	1.0000	0	0.00	0.0000
Stanton II R&R														
15654VAR9	125638	CORP: Century Housin	09/16/2021	02/15/2023	0.300	0.300	500,000.00	500,978.61	0.00	316.67	1.0000	259	0.71	0.0088
3133ENLB4	125763	FFCB	01/18/2022	01/18/2023	0.460	0.500	500,000.00	501,853.48	200.00	849.72	0.9996	231	0.63	0.0074
742718EB1	125586	CORP: Procter & Gamb	08/26/2021	08/15/2023	3.100	0.246	300,000.00	313,475.50	(16,809.00)	2,738.33	1.0560	440	1.18	0.0213
87165FC85	125676	CD: SYNCHRONY BANK	10/29/2021	10/28/2022	0.150	0.150	249,000.00	249,232.66	0.00	220.01	1.0000	149	0.41	0.0037
89236THU2	125332	Great Pacific	01/11/2021	01/11/2024	0.450	0.373	500,000.00	503,367.38	(1,150.00)	875.00	1.0023	589	1.61	0.0347
90348JT34	125639	CD: UBS BANK	09/22/2021	09/22/2023	0.350	0.350	250,000.00	250,645.40	0.00	23.97	1.0000	478	1.31	0.0241
9128282W9	125821	US Treasury	03/15/2022	09/30/2022	1.875	0.844	1,000,000.00	1,009,063.55	(5,580.00)	3,176.23	1.0056	121	0.33	0.0028
9128284D9	125841	US Treasury	03/23/2022	03/31/2023	2.500	1.587	500,000.00	512,016.37	(4,609.38)	2,117.49	1.0092	303	0.82	0.0114
VP4560000	124595	Wells Fargo	11/04/2019	06/01/2022	0.590	0.590	1,341,440.85	1,341,440.85	0.00	490.13	1.0000	0	0.00	0.0000
					1.085	0.625	5,140,440.85	5,182,073.80	(27,948.38)	10,807.55	1.0054	214	0.58	0.0092
STANTON II REVENUE FUND 2020 POOLED LOAN														
N/A	125409	Goldman Sachs M-Mkt	03/29/2021	06/01/2022	0.420	0.420	0.01	0.01	0.00	0.00	1.0000	0	0.00	0.0000
					0.420	0.420	0.01	0.01	0.00	0.00	1.0000	0	0.00	0.0000
STANTON II SUBORDINATED DEBT FUND 2020														
X9X9USDADM1	125145	MORGAN STANLEY LIQ	07/27/2020	06/01/2022	0.460	0.460	95,413.26	95,413.26	0.00	19.36	1.0000	0	0.00	0.0000
					0.460	0.460	95,413.26	95,413.26	0.00	19.36	1.0000	0	0.00	0.0000
					1.202	1.073	56,987,900.35	58,211,596.72	(465,473.12)	188,526.90	1.0082	452	1.21	0.0385
STN2 Pool Summary														
Tri City Contingency														
05531FBJ1	125619	CORP: Truist	09/02/2021	03/16/2023	2.200	0.359	150,000.00	153,162.62	(4,233.00)	687.50	1.0282	288	0.78	0.0106
91282CDB4	125668	OPPENHEIMER	10/20/2021	10/15/2024	0.625	0.710	150,000.00	151,756.04	376.12	120.72	0.9975	867	2.36	0.0689
VP4560000	124597	Wells Fargo	11/04/2019	06/01/2022	0.590	0.590	20,024.65	20,024.65	0.00	8.70	1.0000	0	0.00	0.0000
					1.361	0.538	320,024.65	324,943.31	(3,856.88)	816.92	1.0121	541	1.47	0.0372

Investment Report

June 1, 2022

CUSIP	ContNo	Issuer	Purchase Date	Maturity Date	Coupon	Yield to Maturity	Current Par	Market Value	(Premium)/Discount	Accrued Interest	Original Cost	Days To Maturity	Duration	Convexity
Tri City General Reserve														
05531FBJ1	125620	CORP: Truist	09/02/2021	03/16/2023	2.200	0.359	100,000.00	102,108.41	(2,822.00)	458.33	1.0282	288	0.78	0.0106
31422XTC6	125785	FAMCA	01/26/2022	01/26/2024	0.875	0.940	250,000.00	253,654.99	321.22	759.55	0.9987	604	1.64	0.0363
89235MKZ3	125466	CD: TOYOTA FIN BK	04/30/2021	05/01/2023	0.200	0.200	250,000.00	250,168.60	0.00	45.21	1.0000	334	0.91	0.0131
VP4560000	124598	Wells Fargo	11/04/2019	06/01/2022	0.590	0.590	169,839.92	169,839.92	0.00	69.88	1.0000	0	0.00	0.0000
					0.765	0.547	769,839.92	775,771.92	(2,500.78)	1,332.97	1.0032	342	0.93	0.0174
Tri City O&M														
16536JG84	125898	CP: CHESHAM FINANCE	05/27/2022	07/08/2022	0.000	1.066	250,000.00	249,962.28	306.25	0.00	0.9988	37	0.10	0.0006
N/A	125283	TRI CITY SBA	11/05/2020	06/01/2022	0.950	0.950	577,743.49	577,743.49	0.00	381.58	1.0000	0	0.00	0.0000
VP4560000	124614	Wells Fargo	11/21/2019	06/01/2022	0.590	0.590	420,594.98	420,594.98	0.00	144.82	1.0000	0	0.00	0.0000
					0.638	0.852	1,248,338.47	1,248,300.75	306.25	526.40	0.9998	7	0.02	0.0001
Tri City R&R														
05914GAC2	125395	MUNI: BALTIMORE CNTY	03/22/2021	08/01/2023	0.240	0.216	250,000.00	250,448.44	(142.50)	200.00	1.0006	426	1.16	0.0198
313385XN1	125815	FHLB	02/28/2022	06/01/2022	0.000	0.386	250,000.00	250,000.00	245.42	0.00	0.9990	0	0.00	0.0000
3133ELNE0	125810	FFCB	02/11/2022	02/14/2024	1.430	1.537	250,000.00	256,394.74	525.00	1,062.57	0.9979	623	1.68	0.0383
74256LEL9	125888	CORP: PRINCIPAL LIFE	05/26/2022	04/12/2024	0.750	3.296	250,000.00	253,058.62	11,517.06	255.21	0.9539	681	1.85	0.0447
87165FC85	125677	CD: SYNCHRONY BANK	10/29/2021	10/28/2022	0.150	0.150	249,000.00	249,232.66	0.00	220.01	1.0000	149	0.41	0.0037
VP4560000	124578	Wells Fargo	11/04/2019	06/01/2022	0.590	0.590	230,691.10	230,691.10	0.00	166.16	1.0000	0	0.00	0.0000
					0.526	1.035	1,479,691.10	1,489,825.56	12,144.98	1,903.95	0.9918	317	0.86	0.0180
		TRI Pool Summary			0.681	0.835	3,817,894.14	3,838,841.54	6,093.57	4,580.24	0.9984	240	0.65	0.0137
FMPA AS AGENT FOR UTILITIES COMMISSION NEW SMYRNA BEACH														
05600LAB2	125728	CORP: BMW	12/22/2021	08/14/2024	2.400	1.130	5,000,000.00	5,281,945.28	(165,000.00)	35,666.67	1.0330	805	2.15	0.0597
3130AQF57	125732	FHLB	12/22/2021	12/22/2023	0.625	0.721	4,500,000.00	4,544,330.08	8,568.00	12,421.88	0.9981	569	1.55	0.0327
3133ENHR4	125730	FFCB	12/22/2021	12/20/2023	0.680	0.705	4,500,000.00	4,549,331.07	2,224.45	13,685.00	0.9995	567	1.54	0.0326
31422XRZ7	125733	FAMCA	12/27/2021	12/27/2024	0.940	0.930	2,500,000.00	2,556,129.87	(725.00)	10,052.78	1.0003	940	2.54	0.0796
718172BM0	125727	CORP: PHILLIP MORRIS	12/22/2021	11/10/2024	3.250	1.080	4,306,000.00	4,637,267.94	(264,517.58)	8,163.46	1.0614	893	2.37	0.0715
75888XML7	125731	CP: Regatta Funding	12/22/2021	12/20/2022	0.000	0.663	2,100,000.00	2,097,081.74	13,763.75	0.00	0.9934	202	0.55	0.0058
912828YY0	125787	US Treasury	01/27/2022	12/31/2024	1.750	1.232	4,880,000.00	5,113,919.12	(72,472.49)	35,661.54	1.0149	944	2.52	0.0795
91282CBU4	125735	US Treasury	12/22/2021	03/31/2023	0.125	0.459	1,640,000.00	1,640,491.35	6,959.65	347.36	0.9958	303	0.83	0.0111
N/A	125737	UCNSB SBA	12/20/2021	06/01/2022	0.950	0.950	10,016,240.95	10,016,240.95	0.00	7,259.54	1.0000	0	0.00	0.0000
VP4560000	125725	Wells Fargo	12/20/2021	06/01/2022	0.590	0.590	137,110.87	137,110.87	0.00	53.80	1.0000	0	0.00	0.0000
					1.328	0.930	39,579,351.82	40,573,848.27	(471,199.22)	123,312.03	1.0119	527	1.42	0.0383
		UCNS Pool Summary			1.328	0.930	39,579,351.82	40,573,848.27	(471,199.22)	123,312.03	1.0119	527	1.42	0.0383
		Open Investments			1.018	0.853	594,988,392.84	605,783,448.58	(5,137,879.31)	1,371,316.98	0.9990	390	1.04	0.0341