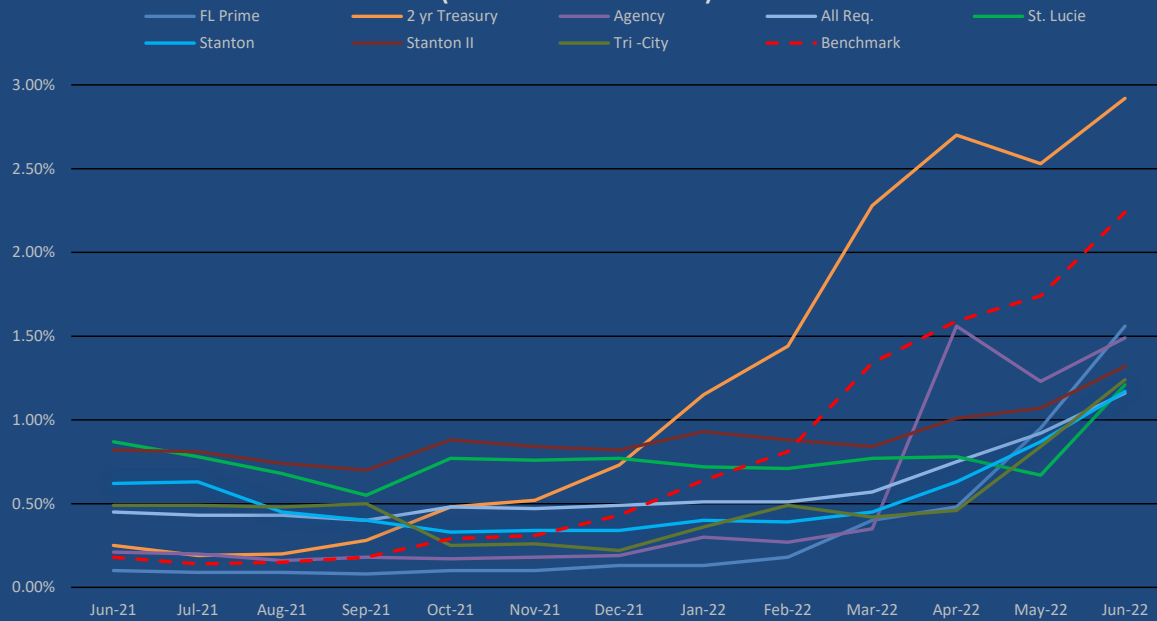
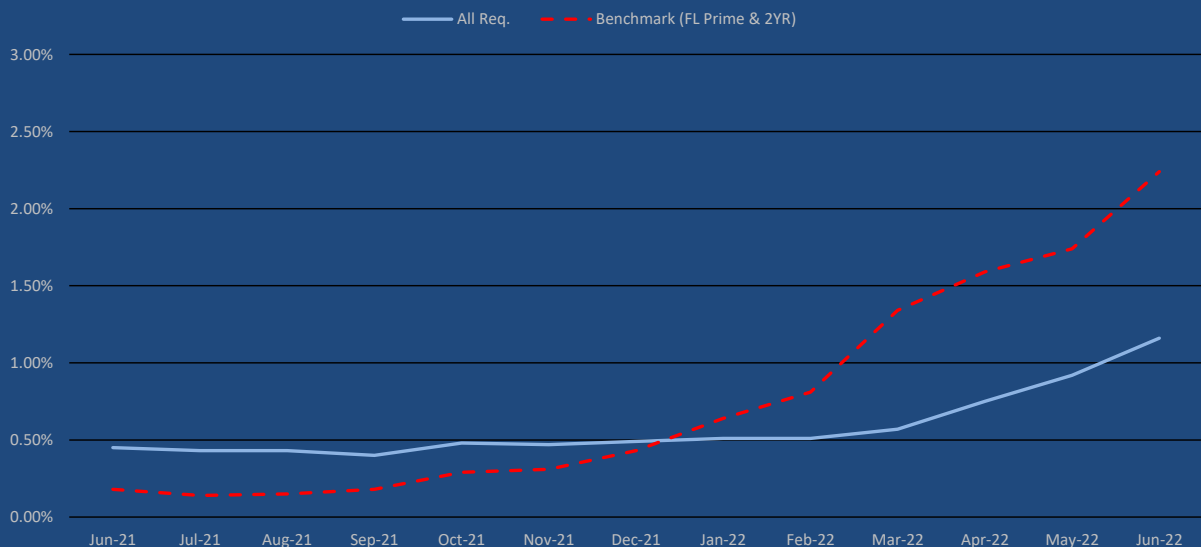


**FMPA BOD Projects Total Weighted Average Yield vs.
Florida Prime and 2 YR & 5YR Treasury
(JUNE 2021 - JUNE 2022)**



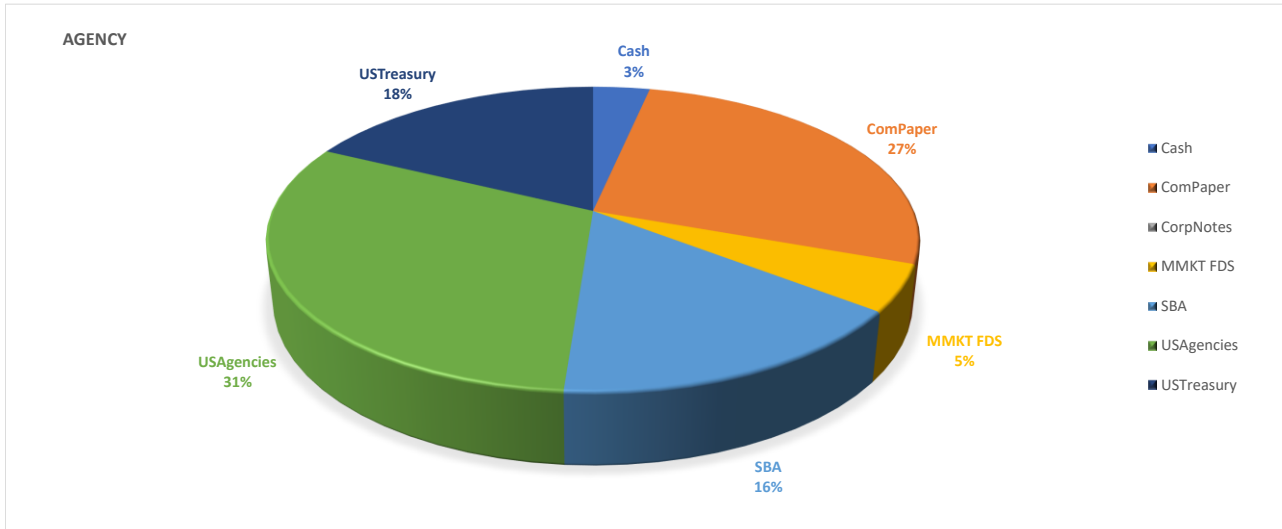
Month	FL Prime	2 yr Treasury	Benchmark	Agency	All Req.	St. Lucie	Stanton	Stanton II	Tri -City
5/31/2021	0.10%	0.14%	0.12%	0.18%	0.47%	0.85%	0.63%	0.95%	0.51%
6/30/2021	0.10%	0.25%	0.18%	0.21%	0.45%	0.87%	0.62%	0.82%	0.49%
7/31/2021	0.09%	0.19%	0.14%	0.20%	0.43%	0.78%	0.63%	0.81%	0.49%
8/31/2021	0.09%	0.20%	0.15%	0.16%	0.43%	0.68%	0.45%	0.74%	0.48%
9/30/2021	0.08%	0.28%	0.18%	0.18%	0.40%	0.55%	0.40%	0.70%	0.50%
10/31/2021	0.10%	0.48%	0.29%	0.17%	0.48%	0.77%	0.33%	0.88%	0.25%
11/30/2021	0.10%	0.52%	0.31%	0.18%	0.47%	0.76%	0.34%	0.84%	0.26%
12/31/2021	0.13%	0.73%	0.43%	0.19%	0.49%	0.77%	0.34%	0.82%	0.22%
1/31/2022	0.13%	1.15%	0.64%	0.30%	0.51%	0.72%	0.40%	0.93%	0.36%
2/28/2022	0.18%	1.44%	0.81%	0.27%	0.51%	0.71%	0.39%	0.88%	0.49%
3/31/2022	0.40%	2.28%	1.34%	0.35%	0.57%	0.77%	0.45%	0.84%	0.42%
4/30/2022	0.48%	2.70%	1.59%	1.56%	0.75%	0.78%	0.63%	1.01%	0.46%
5/31/2022	0.95%	2.53%	1.74%	1.23%	0.92%	0.67%	0.87%	1.07%	0.84%
6/30/2022	1.56%	2.92%	2.24%	1.49%	1.16%	1.21%	1.17%	1.32%	1.24%

**FMPA All-Requirements Total Weighted Average Yield vs.
Florida Prime and 2 Year Treasury
(JUNE 2021 - JUNE 2022)**

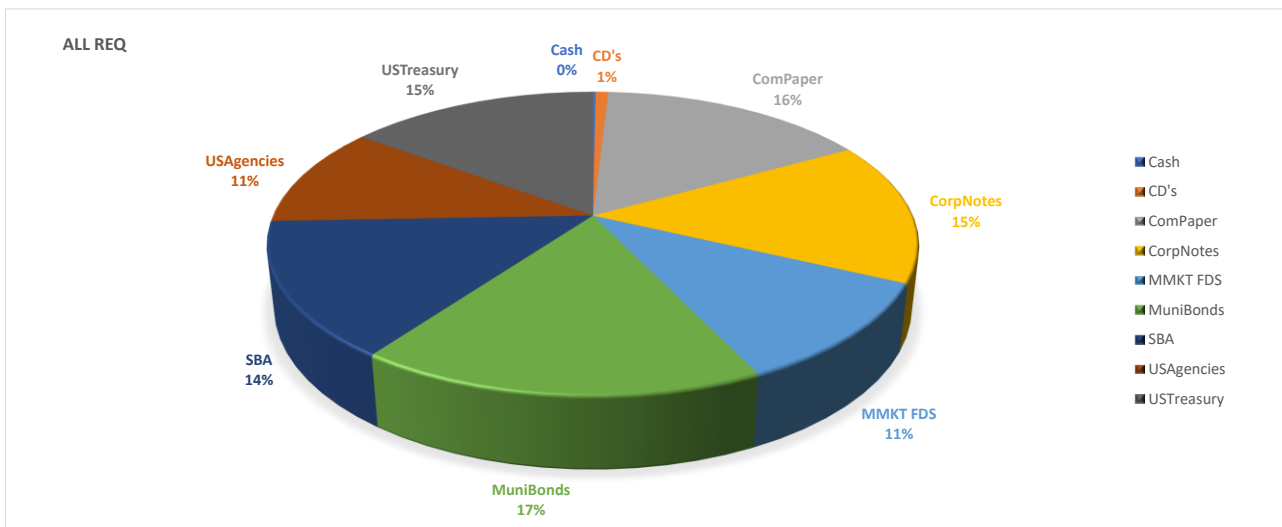


FMPA_MonthlyDiversification_JUNE 2022

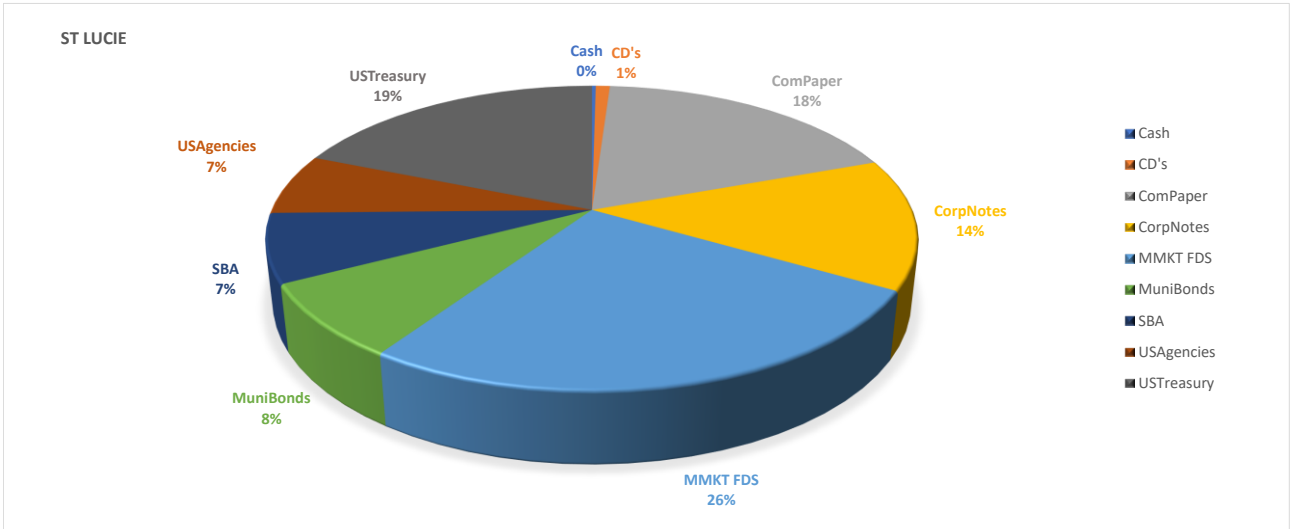
AGENCY								
	Cash	ComPaper	CorpNotes	MMKT FDS	SBA	USAgencies	USTreasury	Grand Total
AGN	383,701.67							383,701.67
AGN-O&M		2,997,710.65	-	564,996.59	1,803,278.97	3,553,813.23	2,035,845.54	10,955,644.98
Grand Total	383,701.67	2,997,710.65	-	564,996.59	1,803,278.97	3,553,813.23	2,035,845.54	11,339,346.65
% OF TOTAL	3%	27%	0%	5%	16%	31%	18%	100%



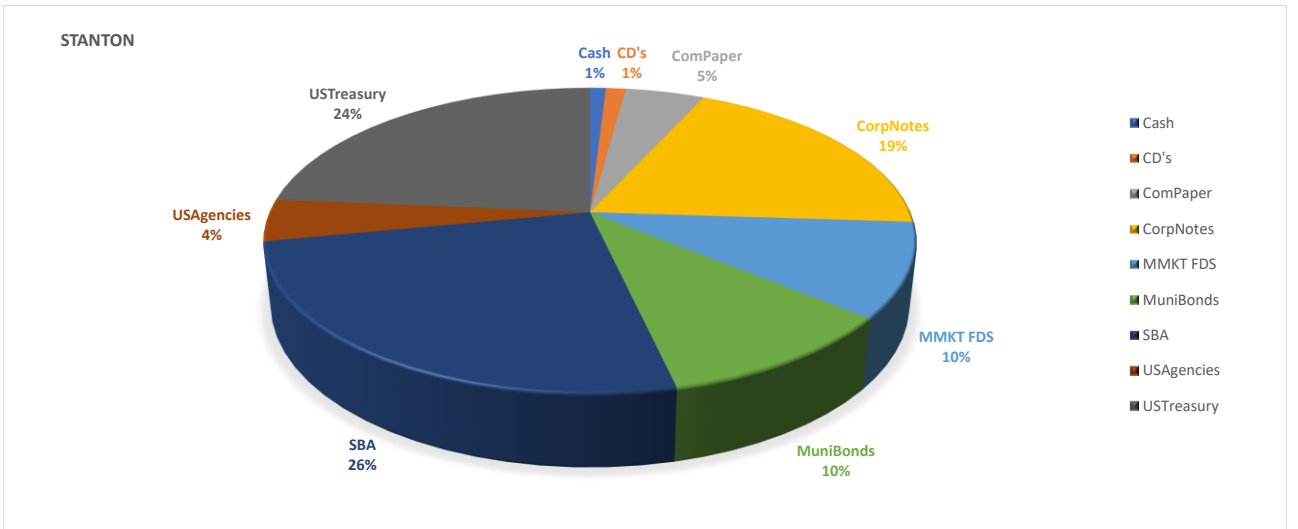
ALL REQ										
	Cash	CD's	ComPaper	CorpNotes	MMKT FDS	MuniBonds	SBA	USAgencies	USTreasury	Grand Total
ARP	450,000.00									450,000.00
ARP RPA			2,998,685.75		653,166.97					3,651,852.72
ARP-2019A					45,252.65			899,718.84		944,971.49
ARP-2019B			799,811.38		102,211.47			399,875.04		1,301,897.89
ARP-21A DS					118,290.04			299,906.28		418,196.32
ARP-21ACON					733,033.00	3,274,995.35	2,202,218.88	1,999,936.42	17,038,390.43	25,248,574.08
ARP-21B DS					70,971.66			499,843.80		570,815.46
ARP-21BSUB				29,164,328.57	5,434,907.56	32,357,617.75	7,003,514.94	8,569,062.20		82,529,431.02
ARP-CON13A					2,226,291.29					2,226,291.29
ARP-CONT				1,056,313.58	89,403.36	303,999.45				1,449,716.39
ARP-DS15B			5,198,261.79		44,067.86			999,687.60		6,242,017.25
ARP-DS16A			20,689,190.62		97,253.73			3,598,875.35		24,385,319.70
ARP-DS17A					74,936.97			799,750.08		874,687.05
ARP-DS17B			4,797,676.64		44,134.75			699,781.32		5,541,592.71
ARP-DS18A					32,557.04			499,843.80		532,400.84
ARP-GEN		499,832.10			132,945.27			1,524,743.74	3,111,918.06	5,269,439.17
ARP-O&M	1,029,875.76		7,999,840.93	2,548,299.19	18,034,981.52	2,129,798.04	30,079,699.92	2,491,643.54	15,415,715.15	79,729,854.05
ARP-R&R	250,213.88		999,376.99	5,055,097.23	1,603,100.21	8,547,914.72		5,894,903.40	4,919,980.48	27,270,586.91
ARP-SOLAR	251,330.04			3,499,226.81	38,581.44					3,789,138.29
ARP-SUBDBT					2.51					2.51
Grand Total	450,000.00	2,031,251.78	43,482,844.10	41,323,265.38	29,576,089.30	46,614,325.31	39,285,433.74	29,177,571.41	40,486,004.12	272,426,785.14
% OF TOTAL	0%	1%	16%	15%	11%	17%	14%	11%	15%	100%



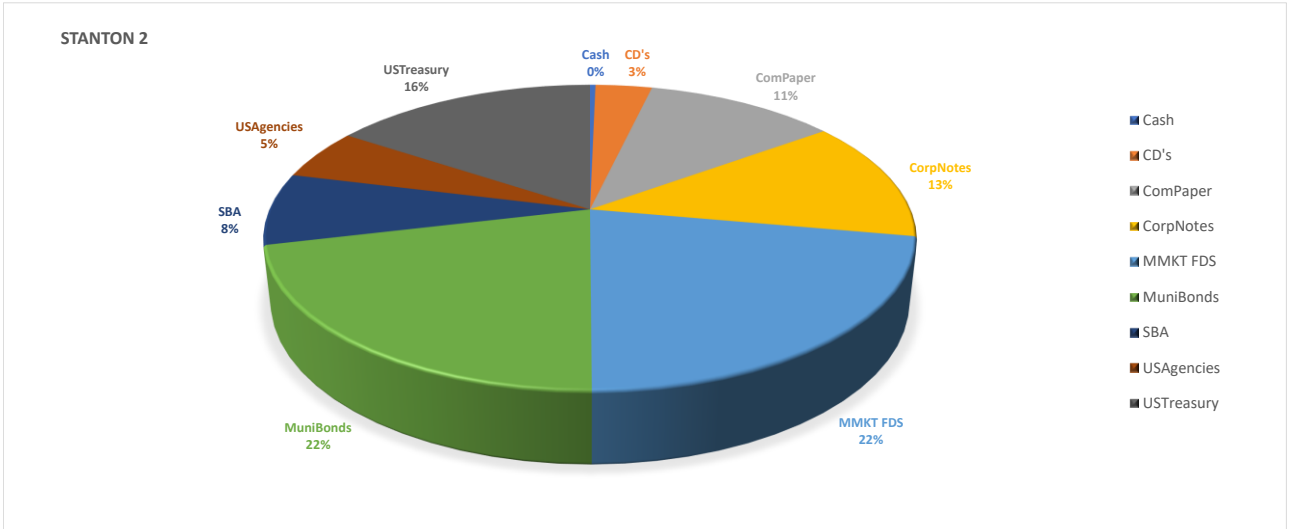
ST LUCIE										
	Cash	CD's	ComPaper	CorpNotes	MMKT FDS	MuniBonds	SBA	USAgencies	USTreasury	Grand Total
SL	200,000.00									200,000.00
STL NFS			4,998,616.13		254,759.18					5,253,375.31
STL-12-DS					735,882.24					735,882.24
STL-12-DSR					3,461,612.38					3,461,612.38
STL-CONT			999,444.23	515,371.74	66,390.75				768,114.30	2,349,321.02
STL-DECOM								600,048.06	7,056,928.83	7,656,976.89
STL-DS13A			899,531.72		171,227.62					1,070,759.34
STL-DS21A			899,531.72		190,529.14					1,090,060.86
STL-GEN			6,696,243.50	9,894,132.82	17,824,856.53	6,034,648.47		5,238,723.13	5,025,085.15	50,713,689.60
STL-O&M			999,047.63	1,018,929.99	200,263.16		6,572,606.68		2,041,715.93	10,832,563.39
STL-R&R		749,933.53	999,032.56	1,097,432.69	541,552.43	1,045,799.92			2,016,548.99	6,450,300.12
Grand Total	200,000.00	749,933.53	16,491,447.49	12,525,867.24	23,447,073.43	7,080,448.39	6,572,606.68	5,838,771.19	16,908,393.20	89,814,541.15
% OF TOTAL	0%	1%	18%	14%	26%	8%	7%	7%	19%	100%



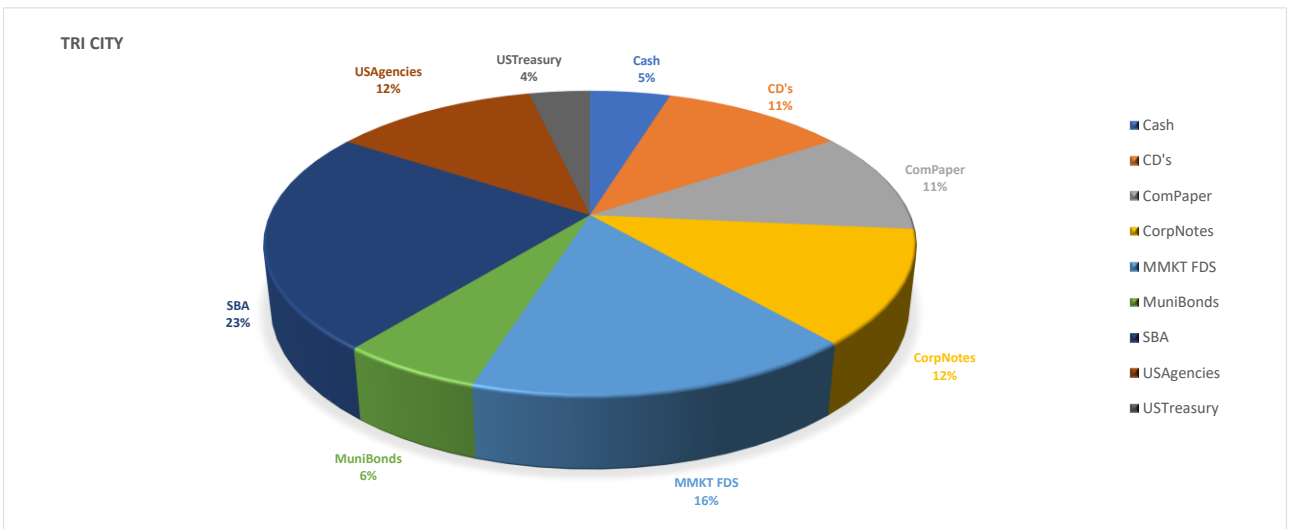
STANTON										
Row Labels	Cash	CD's	ComPaper	CorpNotes	MMKT FDS	MuniBonds	SBA	USAgencies	USTreasury	Grand Total
STN	200,000.00									200,000.00
STN-CONT					187,654.83			946,048.88		1,133,703.71
STN-GEN		250,379.45	999,914.76	4,097,193.09	1,097,602.25	1,042,763.72			2,023,829.19	9,511,682.46
STN-O&M					203,598.63		5,442,219.94		500,203.64	6,146,022.21
STN-R&R					638,873.40	1,181,764.65			2,509,327.30	4,329,965.35
Grand Total	200,000.00	250,379.45	999,914.76	4,097,193.09	2,127,729.11	2,224,528.37	5,442,219.94	946,048.88	5,033,360.13	21,321,373.73
% OF TOTAL	1%	1%	5%	19%	10%	10%	26%	4%	24%	100%



STANTON 2										
Row Labels	Cash	CD's	ComPaper	CorpNotes	MMKT FDS	MuniBonds	SBA	USAgencies	USTreasury	Grand Total
STN2	200,000.00									200,000.00
STN2-12DS					4,827,440.71					4,827,440.71
STN2-12DSR					4,237,090.24					4,237,090.24
STN2-CONT				503,443.43	130,333.55				505,957.30	1,139,734.28
STN2-DS17A					21,063.16			399,875.04		420,938.20
STN2-DS17B			3,399,348.18		72,131.67			499,843.80		3,971,323.65
STN2-DS20					1.08					1.08
STN2-GEN	1,566,638.34	2,798,773.21	3,233,750.81	2,730,117.60	13,183,514.38			315,343.25	7,170,545.24	30,998,682.83
STN2-O&M				2,864,940.53	965,252.84		4,707,777.92	1,003,525.01	500,203.64	10,041,699.94
STN2-PR20					0.05					0.05
STN2-R&R	499,878.00		799,931.81	1,317,620.09	520,202.47			501,916.61	1,521,227.92	5,160,776.90
STN2-REV20					0.01					0.01
STN2-SUBDT					143,113.46					143,113.46
Grand Total	200,000.00	2,066,516.34	6,998,053.20	7,919,754.86	13,646,746.84	13,183,514.38	4,707,777.92	2,720,503.71	9,697,934.10	61,140,801.35
% OF TOTAL	0%	3%	11%	13%	22%	22%	8%	5%	16%	102%



TRI CITY										
Row Labels	Cash	CD's	ComPaper	CorpNotes	MMKT FDS	MuniBonds	SBA	USAgencies	USTreasury	Grand Total
TC	200,000.00									200,000.00
TRI-CONT				153,180.46	20,033.66				151,787.19	325,001.31
TRI-GEN		250,201.54		102,120.31	182,412.14			253,704.08		788,438.07
TRI-O&M			249,995.03		201,682.61		983,383.15			1,435,060.79
TRI-R&R		249,262.78	249,844.25	253,099.51	282,005.64	250,486.68		256,445.05		1,541,143.91
Grand Total	200,000.00	499,464.32	499,839.28	508,400.28	686,134.05	250,486.68	983,383.15	510,149.13	151,787.19	4,289,644.08
% OF TOTAL	5%	11%	11%	12%	16%	6%	23%	12%	4%	100%



Investment Report

July 1, 2022

<u>CUSIP</u>	<u>ContNo</u>	<u>Issuer</u>	<u>Purchase Date</u>	<u>Maturity Date</u>	<u>Coupon</u>	<u>Yield to Maturity</u>	<u>Current Par</u>	<u>Market Value</u>	<u>(Premium)/Discount</u>	<u>Accrued Interest</u>	<u>Original Cost</u>	<u>Days To Maturity</u>	<u>Duration</u>	<u>Convexity</u>
Agency O&M														
19424JJ72	125885	CP: COLLAT CP V	05/11/2022	09/07/2022	0.000	1.651	1,000,000.00	999,655.96	5,355.00	0.00	0.9946	68	0.19	0.0013
2284K1N90	125886	CP: CROWN POINT CAPL	05/12/2022	01/09/2023	0.000	2.348	1,000,000.00	998,711.91	15,326.67	0.00	0.9847	192	0.53	0.0054
313385C53	125899	FHLB	05/27/2022	08/19/2022	0.000	1.146	1,000,000.00	999,919.44	2,630.43	0.00	0.9974	49	0.13	0.0009
3133ENLB4	125764	FFCB	01/18/2022	01/18/2023	0.460	0.500	1,000,000.00	1,003,833.23	400.00	2,082.78	0.9996	201	0.55	0.0060
3133ENUS7	125858	INSPEREX LLC	04/18/2022	04/18/2024	2.580	2.580	1,000,000.00	1,048,298.05	0.00	5,231.67	1.0000	657	1.76	0.0419
3135G05T6	125535	FNMA	07/08/2021	08/18/2023	0.350	0.291	500,000.00	501,762.51	(625.00)	646.53	1.0013	413	1.13	0.0188
62455BKJ3	125875	CP: Mountcliff Fund	04/25/2022	10/18/2022	0.000	1.790	1,000,000.00	999,342.78	8,555.56	0.00	0.9914	109	0.30	0.0024
9128283U2	125750	US Treasury	01/14/2022	01/31/2023	2.375	0.510	1,000,000.00	1,023,127.35	(19,433.62)	9,906.77	1.0194	214	0.58	0.0068
9128284U1	125907	US Treasury	06/14/2022	06/30/2023	2.625	2.832	500,000.00	512,514.55	1,060.88	35.86	0.9979	364	0.99	0.0153
91282CBE0	125790	US Treasury	01/31/2022	01/15/2024	0.125	1.146	500,000.00	500,203.64	9,843.74	288.33	0.9803	563	1.54	0.0319
N/A	125278	AGENCY SBA	11/05/2020	07/01/2022	1.560	1.560	1,803,278.97	1,803,278.97	0.00	1,556.40	1.0000	0	0.01	0.0001
VP4560000	124711	Wells Fargo	11/26/2019	07/01/2022	1.200	1.200	564,996.59	564,996.59	0.00	510.80	1.0000	0	0.01	0.0001
					0.962	1.486	10,868,275.56	10,955,644.98	23,113.66	20,259.14	0.9979	199	0.54	0.0090
AGN Pool Summary					0.962	1.486	10,868,275.56	10,955,644.98	23,113.66	20,259.14	0.9979	199	0.54	0.0090
ALL REQUIREMENTS 2013A CONSTRUCTION														
N/A	116079	Goldman Sachs M-Mkt	09/17/2013	07/01/2022	1.130	1.130	2,226,291.29	2,226,291.29	0.00	455.89	1.0000	0	0.01	0.0001
					1.130	1.130	2,226,291.29	2,226,291.29	0.00	455.89	1.0000	0	0.01	0.0001
ALL REQUIREMENTS 2021A CONSTRUCTION														
313385ZU3	125881	FHLB	05/02/2022	07/25/2022	0.000	0.925	2,000,000.00	1,999,936.42	4,246.67	0.00	0.9979	24	0.07	0.0004
882724QX8	125679	MUNI: STATE OF TEXAS	10/29/2021	10/01/2022	1.614	0.121	3,250,000.00	3,274,995.35	(44,720.00)	13,113.75	1.0138	92	0.26	0.0019
912828TJ9	125882	US Treasury	05/02/2022	08/15/2022	1.625	0.965	2,000,000.00	2,016,026.99	(3,798.00)	12,209.94	1.0019	45	0.12	0.0008
912828YF1	125883	US Treasury	05/02/2022	09/15/2022	1.500	1.101	2,000,000.00	2,014,629.75	(2,920.00)	8,804.35	1.0015	76	0.21	0.0015
912828ZH6	125673	US Treasury	10/28/2021	04/15/2023	0.250	0.304	2,500,000.00	2,504,022.78	1,952.51	1,318.49	0.9992	288	0.79	0.0104
91282CAP6	125683	US Treasury	10/29/2021	10/15/2023	0.125	0.486	2,500,000.00	2,500,537.54	17,579.46	668.40	0.9930	471	1.29	0.0234
91282CAR2	125455	US Treasury	04/27/2021	10/31/2022	0.125	0.125	2,000,000.00	2,000,635.60	(0.11)	430.56	1.0000	122	0.33	0.0028
91282CCU3	125602	US Treasury	08/31/2021	08/31/2023	0.125	0.203	6,000,000.00	6,002,537.77	9,375.00	2,548.34	0.9984	426	1.17	0.0197
N/A	125475	ARP 21A CONSTR SBA	04/30/2021	07/01/2022	1.560	1.560	2,202,218.88	2,202,218.88	0.00	945.61	1.0000	0	0.01	0.0001
N/A	125844	Goldman Sachs M-Mkt	02/28/2022	07/01/2022	1.130	1.130	733,033.00	733,033.00	0.00	1,098.88	1.0000	0	0.01	0.0001
					0.703	0.559	25,185,251.88	25,248,574.08	(18,284.47)	41,138.32	1.0007	210	0.58	0.0087

Investment Report

July 1, 2022

CUSIP	ContNo	Issuer	Purchase Date	Maturity Date	Coupon	Yield to Maturity	Current Par	Market Value	(Premium)/Discount	Accrued Interest	Original Cost	Days To Maturity	Duration	Convexity
ALL REQUIREMENTS 2021B SUBORDINATE BOND PROCEED														
02665WDL2	125449	CORP: HONDA	04/27/2021	07/08/2025	1.200	1.022	6,500,000.00	6,734,390.53	(47,385.00)	37,483.33	1.0073	1,103	2.96	0.1059
10373QBJ8	125448	CORP: BP CAPITAL MKT	04/27/2021	04/06/2025	3.194	1.060	5,000,000.00	5,452,764.53	(410,799.99)	37,706.94	1.0822	1,010	2.66	0.0883
127145LF5	125506	MUNI: CACHE CNTY UT	05/27/2021	06/15/2025	3.000	0.660	1,975,000.00	2,140,518.47	(184,386.00)	2,633.33	1.0934	1,080	2.86	0.1000
160357XD6	125503	MUNI: CTY CHARLESTON	05/26/2021	03/01/2025	1.250	0.520	1,255,000.00	1,295,510.48	(34,098.35)	5,229.17	1.0272	974	2.63	0.0849
23223PPF7	125501	MUNI: Cuyahoga Cnty	05/21/2021	12/01/2023	4.000	0.093	2,500,000.00	2,644,087.41	(238,750.00)	8,333.33	1.0955	518	1.39	0.0278
235308D75	125460	MUNI: DALLAS TX SCH	04/27/2021	08/15/2025	4.000	0.700	6,110,000.00	6,922,817.60	(852,528.30)	92,328.89	1.1395	1,141	2.94	0.1070
3133EMWH1	125451	FFCB	04/27/2021	04/21/2025	0.710	0.710	3,000,000.00	3,043,936.19	0.00	4,200.83	1.0000	1,025	2.78	0.0932
3135G05X7	125450	FNMA	04/27/2021	08/25/2025	0.375	0.692	3,000,000.00	3,014,378.37	40,470.00	3,937.50	0.9865	1,151	3.13	0.1156
3137EAXE3	125497	FHLMC	05/17/2021	09/23/2025	0.375	0.691	2,500,000.00	2,510,747.64	33,750.00	2,552.08	0.9865	1,180	3.21	0.1211
341271AD6	125458	MUNI: FLORIDA SBA	04/27/2021	07/01/2025	1.258	0.978	5,000,000.00	5,157,995.80	(57,150.00)	31,450.00	1.0114	1,096	2.94	0.1045
35569PFG3	125498	MUNI: FREDERICK CNTY	05/17/2021	08/01/2025	3.000	0.637	1,630,000.00	1,790,256.81	(159,560.70)	20,375.00	1.0979	1,127	2.94	0.1066
37331NAJ0	125441	CORP:GEORGIA-PAC IFIC	04/27/2021	09/30/2025	1.750	1.130	4,000,000.00	4,216,468.00	(106,793.76)	17,694.44	1.0267	1,187	3.16	0.1201
485106UW6	125461	Kansas City, MO	04/28/2021	04/01/2025	1.295	0.949	2,000,000.00	2,066,799.84	(26,600.00)	6,475.00	1.0133	1,005	2.70	0.0895
68609TT81	125499	MUNI: Oregon State	05/18/2021	08/01/2025	0.803	0.666	1,300,000.00	1,328,174.46	(7,371.00)	4,349.58	1.0057	1,127	3.04	0.1108
74256LEE5	125440	CORP: PRINCIPAL LIFE	04/27/2021	06/23/2025	1.250	1.070	5,000,000.00	5,158,581.11	(36,450.00)	1,388.89	1.0073	1,088	2.93	0.1035
74368CAX2	125443	CORP: PROTECTIVELIFE	04/27/2021	07/15/2025	1.170	1.168	2,375,000.00	2,457,938.85	(155.61)	12,813.13	1.0001	1,110	2.98	0.1072
78015K7H1	125439	CORP: ROYAL BK CA	04/27/2021	06/10/2025	1.150	1.005	5,000,000.00	5,144,185.55	(29,149.99)	3,354.17	1.0058	1,075	2.90	0.1013
880591EW8	125720	MUNI: TVA	12/08/2021	05/15/2025	0.750	1.082	5,000,000.00	5,083,838.08	55,850.00	4,791.67	0.9888	1,049	2.84	0.0973
91417K2W0	125496	MUNI: UNIV COLORADO	05/17/2021	06/01/2025	2.347	0.650	3,690,000.00	3,927,618.80	(249,185.70)	7,217.03	1.0675	1,066	2.84	0.0985
N/A	125431	Goldman Sachs M-Mkt	04/15/2021	07/01/2022	1.130	1.130	5,434,907.56	5,434,907.56	0.00	3,163.54	1.0000	0	0.01	0.0001
N/A	125476	ARP 21B SUB SBA	04/30/2021	07/01/2022	1.560	1.560	7,003,514.94	7,003,514.94	0.00	2,175.84	1.0000	0	0.01	0.0001
					1.715	0.953	79,273,422.50	82,529,431.02	(2,310,294.40)	309,653.69	1.0291	902	2.41	0.0847
ALL REQUIREMENTS CONTINGENCY														
74153WCL1	125397	CORP: PRICOA GL FD	03/25/2021	09/23/2024	2.400	0.610	1,000,000.00	1,056,313.58	(61,800.00)	6,533.33	1.0618	815	2.17	0.0611
79642B3M3	120585	MUNI: SANWTR	06/20/2017	05/15/2023	5.000	1.390	270,000.00	303,999.45	(55,047.60)	1,725.00	1.2039	318	0.86	0.0129
VP4560000	124582	Wells Fargo	11/04/2019	07/01/2022	1.200	1.200	89,403.36	89,403.36	0.00	66.08	1.0000	0	0.01	0.0001
					2.837	0.804	1,359,403.36	1,449,716.39	(116,847.60)	8,324.41	1.0860	663	1.77	0.0475
ALL REQUIREMENTS DEBT SERVICE 2015B														
2284K1JV6	125892	CP: CROWN POINT CAPL	05/27/2022	09/29/2022	0.000	1.806	1,800,000.00	1,799,063.43	11,062.51	0.00	0.9939	90	0.25	0.0018
313385H74	125948	FHLB	06/30/2022	09/30/2022	0.000	1.895	1,000,000.00	999,687.60	4,753.34	0.00	0.9952	91	0.25	0.0019
62455BHN8	125860	CP: Mountcliff Fund	04/18/2022	08/22/2022	0.000	1.345	3,400,000.00	3,399,198.36	15,708.00	0.00	0.9954	52	0.14	0.0009
N/A	118434	Goldman Sachs M-Mkt	01/28/2016	07/01/2022	1.130	1.130	44,067.86	44,067.86	0.00	151.16	1.0000	0	0.01	0.0001
					0.008	1.564	6,244,067.86	6,242,017.25	31,523.85	151.16	0.9950	69	0.19	0.0013

Investment Report

July 1, 2022

<u>CUSIP</u>	<u>ContNo</u>	<u>Issuer</u>	<u>Purchase Date</u>	<u>Maturity Date</u>	<u>Coupon</u>	<u>Yield to Maturity</u>	<u>Current Par</u>	<u>Market Value</u>	<u>(Premium)/Discount</u>	<u>Accrued Interest</u>	<u>Original Cost</u>	<u>Days To Maturity</u>	<u>Duration</u>	<u>Convexity</u>
ALL REQUIREMENTS DEBT SERVICE 2016A														
0347M3JW5	125865	CP: Anglesea Funding	04/19/2022	09/30/2022	0.000	1.326	13,300,000.00	13,292,963.23	78,765.56	0.00	0.9941	91	0.25	0.0019
2284K1JV6	125891	CP: CROWN POINT CAPL	05/27/2022	09/29/2022	0.000	1.806	4,400,000.00	4,397,710.62	27,041.70	0.00	0.9939	90	0.25	0.0018
313385H74	125947	FHLB	06/30/2022	09/30/2022	0.000	1.895	3,600,000.00	3,598,875.35	17,112.02	0.00	0.9952	91	0.25	0.0019
67983UJS3	125879	CP: Old Line Fdg	04/29/2022	09/26/2022	0.000	1.684	3,000,000.00	2,998,516.77	20,625.00	0.00	0.9931	87	0.24	0.0018
N/A	118861	Goldman Sachs M-Mkt	05/12/2016	07/01/2022	1.130	1.130	97,253.73	97,253.73	0.00	370.50	1.0000	0	0.01	0.0001
					0.005	1.540	24,397,253.73	24,385,319.70	143,544.28	370.50	0.9941	90	0.25	0.0018
ALL REQUIREMENTS DEBT SERVICE 2017A														
313385H74	125953	FHLB	06/30/2022	09/30/2022	0.000	1.895	800,000.00	799,750.08	3,802.67	0.00	0.9952	91	0.25	0.0019
N/A	120615	Goldman Sachs M-Mkt	06/30/2017	07/01/2022	1.130	1.130	74,936.97	74,936.97	0.00	354.00	1.0000	0	0.01	0.0001
					0.097	1.829	874,936.97	874,687.05	3,802.67	354.00	0.9957	83	0.23	0.0017
ALL REQUIREMENTS DEBT SERVICE 2017B														
2284K1JV6	125893	CP: CROWN POINT CAPL	05/27/2022	09/29/2022	0.000	1.806	1,400,000.00	1,399,271.56	8,604.18	0.00	0.9939	90	0.25	0.0018
313385H74	125952	FHLB	06/30/2022	09/30/2022	0.000	1.895	700,000.00	699,781.32	3,327.34	0.00	0.9952	91	0.25	0.0019
62455BJP1	125872	CP: Mountcliff Fund	04/25/2022	09/23/2022	0.000	1.530	3,400,000.00	3,398,405.08	21,391.67	0.00	0.9937	84	0.23	0.0017
N/A	120616	Goldman Sachs M-Mkt	06/30/2017	07/01/2022	1.130	1.130	44,134.75	44,134.75	0.00	97.35	1.0000	0	0.01	0.0001
					0.009	1.643	5,544,134.75	5,541,592.71	33,323.19	97.35	0.9940	86	0.23	0.0017
ALL REQUIREMENTS DEBT SERVICE 2018A														
313385H74	125955	FHLB	06/30/2022	09/30/2022	0.000	1.895	500,000.00	499,843.80	2,376.67	0.00	0.9952	91	0.25	0.0019
N/A	122318	Goldman Sachs M-Mkt	07/26/2018	07/01/2022	1.130	1.130	32,557.04	32,557.04	0.00	215.05	1.0000	0	0.01	0.0001
					0.069	1.848	532,557.04	532,400.84	2,376.67	215.05	0.9955	85	0.23	0.0018
ALL REQUIREMENTS DEBT SERVICE 2019A														
313385H74	125958	FHLB	06/30/2022	09/30/2022	0.000	1.895	900,000.00	899,718.84	4,278.01	0.00	0.9952	91	0.25	0.0019
N/A	124837	Goldman Sachs M-Mkt	11/25/2019	07/01/2022	1.130	1.130	45,252.65	45,252.65	0.00	381.23	1.0000	0	0.01	0.0001
					0.054	1.858	945,252.65	944,971.49	4,278.01	381.23	0.9955	87	0.24	0.0018
ALL REQUIREMENTS DEBT SERVICE 2019B														
313385H74	125959	FHLB	06/30/2022	09/30/2022	0.000	1.895	400,000.00	399,875.04	1,901.34	0.00	0.9952	91	0.25	0.0019
62455BHN8	125861	CP: Mountcliff Fund	04/18/2022	08/22/2022	0.000	1.345	800,000.00	799,811.38	3,696.00	0.00	0.9954	52	0.14	0.0009
N/A	124838	Goldman Sachs M-Mkt	11/25/2019	07/01/2022	1.130	1.130	102,211.47	102,211.47	0.00	210.21	1.0000	0	0.01	0.0001
					0.089	1.497	1,302,211.47	1,301,897.89	5,597.34	210.21	0.9957	60	0.16	0.0011
ALL REQUIREMENTS DEBT SERVICE 2021A														
313385H74	125954	FHLB	06/30/2022	09/30/2022	0.000	1.895	300,000.00	299,906.28	1,426.00	0.00	0.9952	91	0.25	0.0019
N/A	125470	Goldman Sachs M-Mkt	04/30/2021	07/01/2022	1.130	1.130	118,290.04	118,290.04	0.00	180.78	1.0000	0	0.01	0.0001
					0.320	1.679	418,290.04	418,196.32	1,426.00	180.78	0.9966	65	0.18	0.0014
ALL REQUIREMENTS DEBT SERVICE 2021B														
313385H74	125957	FHLB	06/30/2022	09/30/2022	0.000	1.895	500,000.00	499,843.80	2,376.67	0.00	0.9952	91	0.25	0.0019
N/A	125477	Goldman Sachs M-Mkt	05/04/2021	07/01/2022	1.130	1.130	70,971.66	70,971.66	0.00	231.67	1.0000	0	0.01	0.0001
					0.140	1.800	570,971.66	570,815.46	2,376.67	231.67	0.9958	80	0.22	0.0016

Investment Report

July 1, 2022

<u>CUSIP</u>	<u>ContNo</u>	<u>Issuer</u>	<u>Purchase Date</u>	<u>Maturity Date</u>	<u>Coupon</u>	<u>Yield to Maturity</u>	<u>Current Par</u>	<u>Market Value</u>	<u>(Premium)/Discount</u>	<u>Accrued Interest</u>	<u>Original Cost</u>	<u>Days To Maturity</u>	<u>Duration</u>	<u>Convexity</u>
ALL REQUIREMENTS GENERAL RESERVE														
3133ENUS7	125853	FFCB	04/18/2022	04/18/2024	2.580	2.580	500,000.00	524,149.03	0.00	2,615.83	1.0000	657	1.76	0.0419
31422XCS9	125394	FAMCA	03/16/2021	06/16/2023	0.200	0.200	1,000,000.00	1,000,594.71	0.00	83.33	1.0000	350	0.96	0.0141
372348BZ4	122077	CD: GENOA	02/28/2018	02/28/2023	2.550	2.550	245,000.00	248,934.44	0.00	51.35	1.0000	242	0.66	0.0081
87270LBF9	121723	CD: TIAA FSB	02/23/2018	02/23/2023	2.500	2.500	245,000.00	250,897.66	0.00	2,147.95	1.0000	237	0.64	0.0079
9128285U0	125708	US Treasury	11/18/2021	12/31/2023	2.625	0.560	3,000,000.00	3,111,918.06	(130,173.54)	213.99	1.0434	548	1.49	0.0308
VP4560000	124710	Wells Fargo	11/25/2019	07/01/2022	1.200	1.200	132,945.27	132,945.27	0.00	69.88	1.0000	0	0.01	0.0001
					2.101	0.891	5,122,945.27	5,269,439.17	(130,173.54)	5,182.33	1.0254	476	1.29	0.0256
ALL REQUIREMENTS GENERAL RESERVE RPA														
16537MGM5	125889	CP: CHESHAM FINANCE	05/26/2022	07/21/2022	0.000	1.118	1,000,000.00	999,931.77	1,726.67	0.00	0.9983	20	0.05	0.0003
2284K1KD4	125916	CP: CROWN POINT CAPL	06/17/2022	10/13/2022	0.000	2.535	2,000,000.00	1,998,753.98	16,257.78	0.00	0.9919	104	0.28	0.0022
VP4560000	124584	Wells Fargo	11/04/2019	07/01/2022	1.200	1.200	653,166.97	653,166.97	0.00	449.00	1.0000	0	0.01	0.0001
					0.215	1.908	3,653,166.97	3,651,852.72	17,984.45	449.00	0.9951	62	0.17	0.0013
ALL REQUIREMENTS O&M														
02587DY85	125142	CD: American Express	10/01/2019	09/06/2022	2.400	2.000	247,000.00	249,264.54	(2,798.51)	1,900.21	1.0113	67	0.18	0.0012
05565EBU8	125582	CORP: BMW	08/26/2021	08/12/2024	0.750	0.550	2,000,000.00	2,030,843.22	(11,720.00)	5,791.67	1.0059	773	2.10	0.0561
06251A2D1	125186	CD: BANK HAPOALIM	08/26/2020	08/26/2022	0.250	0.250	249,000.00	249,278.77	0.00	209.77	1.0000	56	0.15	0.0010
16536JG84	125897	CP: CHESHAM FINANCE	05/27/2022	07/08/2022	0.000	1.066	8,000,000.00	7,999,840.93	9,800.00	0.00	0.9988	7	0.02	0.0001
254673MP8	125112	CD: Discover Bank	06/26/2020	02/22/2028	3.000	3.000	245,000.00	282,071.51	0.00	2,597.67	1.0000	2,062	5.22	0.3097
3130AJZJ1	125184	FHLB	08/25/2020	08/25/2023	0.320	0.320	444,444.44	444,615.55	0.00	497.78	1.0000	420	1.15	0.0193
31422BPC8	125467	FAMCA	04/30/2021	11/20/2023	1.720	0.270	2,000,000.00	2,047,027.99	(73,800.00)	3,917.78	1.0369	507	1.38	0.0268
404280BA6	125115	CORP: HSBC	06/26/2020	05/25/2023	3.600	1.525	500,000.00	517,455.97	(30,310.00)	1,800.00	1.0606	328	0.89	0.0130
68608VDV3	125401	MUNI: Oregon State	03/26/2021	05/01/2025	3.069	0.900	1,000,000.00	1,086,227.21	(87,050.00)	5,115.00	1.0871	1,035	2.73	0.0922
8648136U9	124457	MUNI: SUFFOLKVA	10/17/2019	02/01/2023	1.937	1.859	1,000,000.00	1,043,570.83	(2,480.00)	8,070.83	1.0025	215	0.58	0.0070
9128284D9	125838	US Treasury	03/23/2022	03/31/2023	2.500	1.587	5,000,000.00	5,120,761.99	(46,093.75)	31,420.77	1.0092	273	0.74	0.0097
9128284S6	125491	US Treasury	05/12/2021	05/31/2023	2.750	0.158	2,500,000.00	2,566,014.92	(132,372.77)	5,920.14	0.0016	334	0.91	0.0133
912828B66	123230	US Treasury	02/21/2019	02/15/2024	2.750	2.554	1,480,000.00	1,618,717.43	(13,489.47)	15,290.61	1.0091	594	1.59	0.0356
912828YM6	125836	US Treasury	03/18/2022	10/31/2024	1.500	1.035	1,000,000.00	1,033,671.03	(11,996.28)	2,540.98	0.0104	853	2.30	0.0666
91282CDV0	125788	US Treasury	01/31/2022	01/31/2024	0.875	1.172	5,000,000.00	5,076,549.78	29,296.87	18,249.31	0.9941	579	1.57	0.0338
949763NT9	125110	Wells Fargo	06/26/2020	02/28/2023	2.750	2.750	245,000.00	249,260.94	0.00	55.38	1.0000	242	0.66	0.0081
N/A	125279	All Req. SBA	11/05/2020	07/01/2022	1.560	1.560	30,079,699.92	30,079,699.92	0.00	9,742.10	1.0000	0	0.01	0.0001
VP4560000	124611	Wells Fargo	11/21/2019	07/01/2022	1.200	1.200	18,034,981.52	18,034,981.52	0.00	7,162.83	1.0000	0	0.01	0.0001
					1.415	1.308	79,025,125.88	79,729,854.05	(373,013.91)	120,282.83	0.9588	147	0.40	0.0093

Investment Report

July 1, 2022

<u>CUSIP</u>	<u>ContNo</u>	<u>Issuer</u>	<u>Purchase Date</u>	<u>Maturity Date</u>	<u>Coupon</u>	<u>Yield to Maturity</u>	<u>Current Par</u>	<u>Market Value</u>	<u>(Premium)/Discount</u>	<u>Accrued Interest</u>	<u>Original Cost</u>	<u>Days To Maturity</u>	<u>Duration</u>	<u>Convexity</u>
ALL REQUIREMENTS RENEWAL & REPLACEMENT														
037833BY5	125408	CORP: APPLE INC	03/30/2021	02/23/2026	3.250	1.233	1,500,000.00	1,680,645.37	(143,370.00)	17,333.33	1.0956	1,333	3.45	0.1429
05580AZJ6	125428	CD: BMW NA	04/16/2021	04/17/2023	0.200	0.200	250,000.00	250,213.88	0.00	102.74	1.0000	290	0.79	0.0104
06406HCX5	125834	CORP: Bank of NY	03/17/2022	09/11/2024	3.250	2.403	2,000,000.00	2,155,226.47	(40,600.00)	19,861.11	1.0203	803	2.12	0.0590
2284K1KD4	125918	CP: CROWN POINT CAPL	06/17/2022	10/13/2022	0.000	2.535	1,000,000.00	999,376.99	8,128.89	0.00	0.9919	104	0.28	0.0022
283770NU5	125405	MUNI: EL PASO SCHOOL	03/29/2021	08/15/2026	5.000	0.996	1,500,000.00	1,818,801.47	(313,680.00)	28,333.33	1.2091	1,506	3.76	0.1693
3130A3KM5	121512	FHLB	12/29/2017	12/09/2022	2.500	2.265	1,000,000.00	1,049,117.73	(10,920.00)	1,502.73	1.0109	161	0.44	0.0043
313382AD5	125826	FHLB	03/16/2022	02/08/2023	2.150	1.200	1,000,000.00	1,020,641.16	(8,420.00)	8,540.28	1.0084	222	0.60	0.0072
3133EAG77	121753	FFCB	03/05/2018	08/07/2034	3.150	3.280	1,500,000.00	1,795,687.50	24,645.00	18,900.00	0.9836	4,420	10.30	1.1378
3133ELNE0	125809	FFCB	02/11/2022	02/14/2024	1.430	1.537	1,000,000.00	1,025,780.18	2,100.00	5,441.94	0.9979	593	1.60	0.0352
31422XFN7	125473	FAMCA	05/03/2021	05/03/2024	0.350	0.350	1,000,000.00	1,003,676.83	0.00	563.89	1.0000	672	1.83	0.0436
46849LTM3	125380	CORP: JACKSON NTL	02/19/2021	09/15/2022	2.375	0.199	500,000.00	505,974.40	(16,981.96)	3,562.50	1.0340	76	0.21	0.0015
59217GEE5	125363	CORP: METLIFE	01/29/2021	01/13/2023	1.950	0.260	700,000.00	713,250.99	(23,058.00)	6,370.00	1.0329	196	0.53	0.0060
64971XEK0	125399	MUNI: NYC Trans Fin	03/25/2021	08/01/2026	3.430	1.110	1,500,000.00	1,713,778.23	(180,225.00)	21,437.50	1.1202	1,492	3.82	0.1731
64971XEK0	125403	MUNI: NYC Trans Fin	03/29/2021	08/01/2026	3.430	1.106	1,500,000.00	1,713,778.23	(180,225.00)	21,437.50	1.1202	1,492	3.82	0.1731
882724RB5	125406	MUNI: STATE OF TEXAS	03/29/2021	10/01/2026	5.000	0.964	2,000,000.00	2,423,452.62	(431,860.00)	25,000.00	1.2159	1,553	3.88	0.1794
902273WX5	121455	MUNI: TYLER	12/08/2017	02/15/2026	5.000	1.870	700,000.00	878,104.17	(165,564.00)	13,149.17	1.2365	1,325	3.34	0.1371
9128282W9	125819	US Treasury	03/15/2022	09/30/2022	1.875	0.844	500,000.00	504,575.86	(2,790.00)	2,356.56	1.0056	91	0.25	0.0019
9128284D9	125839	US Treasury	03/23/2022	03/31/2023	2.500	1.587	250,000.00	256,038.10	(2,304.69)	1,571.04	1.0092	273	0.74	0.0097
9128284S6	125489	US Treasury	05/12/2021	05/31/2023	2.750	0.158	1,000,000.00	1,026,405.97	(52,949.11)	2,368.06	0.0016	334	0.91	0.0133
912828R28	125857	US Treasury	04/18/2022	04/30/2023	1.625	1.808	500,000.00	507,645.79	936.01	1,376.37	0.9981	303	0.83	0.0114
91282CAP6	125688	US Treasury	10/29/2021	10/15/2023	0.125	0.486	1,000,000.00	1,000,215.02	7,031.78	267.36	0.9930	471	1.29	0.0234
91282CBD2	125340	US Treasury	01/21/2021	12/31/2022	0.125	0.131	750,000.00	750,087.79	88.20	2.60	0.9999	183	0.51	0.0051
91282CDB4	125662	US Treasury	10/20/2021	10/15/2024	0.625	0.710	500,000.00	505,957.30	1,253.75	659.25	0.9975	837	2.28	0.0646
912833LJ7	120129	US Treasury	03/31/2014	08/15/2022	0.000	2.661	370,000.00	369,054.65	73,507.90	0.00	0.8013	45	0.12	0.0007
VP4560000	124585	Wells Fargo	11/04/2019	07/01/2022	1.200	1.200	1,603,100.21	1,603,100.21	0.00	1,120.50	1.0000	0	0.01	0.0001
					2.548	1.337	25,123,100.21	27,270,586.91	(1,455,256.23)	201,257.76	1.0161	981	2.47	0.1373
ALL REQUIREMENTS SOLAR O&M														
05531FBJ1	125618	CORP: Truist	09/02/2021	03/16/2023	2.200	0.359	500,000.00	510,601.55	(14,110.00)	3,208.33	1.0282	258	0.70	0.0090
32110YUT0	125723	CD: First Natl Bk Am	12/09/2021	11/29/2024	0.600	0.719	249,000.00	251,330.04	873.99	4.09	0.9965	882	2.40	0.0711
46849LTK7	125524	CORP: JACKSON NTL	06/10/2021	06/21/2024	2.650	0.844	930,000.00	976,446.34	(50,149.27)	684.58	1.0539	721	1.94	0.0492
89236THF5	125569	CORP: Toyota Motor	08/13/2021	08/14/2023	0.500	0.341	2,000,000.00	2,012,178.92	(6,340.00)	3,805.56	1.0032	409	1.12	0.0186
VP4560000	125040	Wells Fargo	04/27/2020	07/01/2022	1.200	1.200	38,581.44	38,581.44	0.00	23.38	1.0000	0	0.01	0.0001
					1.280	0.504	3,717,581.44	3,789,138.29	(69,725.28)	7,725.94	1.0188	494	1.34	0.0283
ALL REQUIREMENTS SUBORDINATE DEBT														
N/A	125086	Goldman Sachs M-Mkt	05/29/2020	07/01/2022	1.130	1.130	2.51	2.51	0.00	0.00	1.0000	0	0.01	0.0001
					1.130	1.130	2.51	2.51	0.00	0.00	1.0000	0	0.01	0.0001
		ARP Pool Summary			1.329	1.160	265,515,967.48	271,976,785.14	(4,227,362.30)	696,662.12	0.9983	459	1.22	0.0433

Investment Report

July 1, 2022

CUSIP	ContNo	Issuer	Purchase Date	Maturity Date	Coupon	Yield to Maturity	Current Par	Market Value	(Premium)/Discount	Accrued Interest	Original Cost	Days To Maturity	Duration	Convexity
KUA Pool Summary					1.200	1.200	161.96	161.96	0.00	0.11	1.0000	0	0.01	0.0001
FMPA PL BUSHNELL Debt Service														
N/A	124748	Goldman Sachs M-Mkt	12/10/2019	07/01/2022	1.130	1.130	255,796.87	255,796.87	0.00	31.90	1.0000	0	0.01	0.0001
					1.130	1.130	255,796.87	255,796.87	0.00	31.90	1.0000	0	0.01	0.0001
FMPA PL BUSHNELL Revenue Fund														
N/A	125799	Goldman Sachs M-Mkt	02/01/2022	07/01/2022	1.130	1.130	3,050.01	3,050.01	0.00	0.38	1.0000	0	0.01	0.0001
					1.130	1.130	3,050.01	3,050.01	0.00	0.38	1.0000	0	0.01	0.0001
POOL Pool Summary					1.130	1.130	258,846.88	258,846.88	0.00	32.28	1.0000	0	0.01	0.0001
St Lucie Contingency														
02088XK31	125903	CP: ALPINE SEC LLC	06/06/2022	10/03/2022	0.000	1.918	1,000,000.00	999,444.23	6,214.44	0.00	0.9938	94	0.26	0.0019
6944PL2B4	125378	CORP: PACIFIC LIFE	02/19/2021	06/24/2025	1.200	0.849	500,000.00	515,371.74	(7,450.00)	116.67	1.0149	1,089	2.94	0.1037
9128284D9	125840	US Treasury	03/23/2022	03/31/2023	2.500	1.587	750,000.00	768,114.30	(6,914.06)	4,713.11	1.0092	273	0.74	0.0097
VP4560000	124587	Wells Fargo	11/04/2019	07/01/2022	1.200	1.200	66,390.75	66,390.75	0.00	146.11	1.0000	0	0.01	0.0001
					1.103	1.560	2,316,390.75	2,349,321.02	(8,149.62)	4,975.89	1.0035	364	0.99	0.0264
St Lucie Debt Service 2012A														
X9X9USDADM1	123467	MORGAN STANLEY LIQ	03/05/2019	07/01/2022	1.130	1.130	735,882.24	735,882.24	0.00	353.98	1.0000	0	0.01	0.0001
					1.130	1.130	735,882.24	735,882.24	0.00	353.98	1.0000	0	0.01	0.0001
St Lucie Debt Service 2013A														
2284K1JV6	125894	CP: CROWN POINT CAPL	05/27/2022	09/29/2022	0.000	1.806	900,000.00	899,531.72	5,531.25	0.00	0.9939	90	0.25	0.0018
X9X9USDADM1	123469	MORGAN STANLEY LIQ	03/05/2019	07/01/2022	1.130	1.130	171,227.62	171,227.62	0.00	43.48	1.0000	0	0.01	0.0001
					0.181	1.698	1,071,227.62	1,070,759.34	5,531.25	43.48	0.9948	76	0.21	0.0016
ST LUCIE DEBT SERVICE 2021A														
2284K1JV6	125895	CP: CROWN POINT CAPL	05/27/2022	09/29/2022	0.000	1.806	900,000.00	899,531.72	5,531.25	0.00	0.9939	90	0.25	0.0018
X9X9USDADM1	125669	MORGAN STANLEY LIQ	10/20/2021	07/01/2022	1.130	1.130	190,529.14	190,529.14	0.00	39.07	1.0000	0	0.01	0.0001
					0.197	1.688	1,090,529.14	1,090,060.86	5,531.25	39.07	0.9949	74	0.21	0.0015
St Lucie Debt Service Reserve 2012														
X9X9USDADM1	123468	MORGAN STANLEY LIQ	03/05/2019	07/01/2022	1.130	1.130	3,461,612.38	3,461,612.38	0.00	1,332.74	1.0000	0	0.01	0.0001
					1.130	1.130	3,461,612.38	3,461,612.38	0.00	1,332.74	1.0000	0	0.01	0.0001

Investment Report

July 1, 2022

<u>CUSIP</u>	<u>ContNo</u>	<u>Issuer</u>	<u>Purchase Date</u>	<u>Maturity Date</u>	<u>Coupon</u>	<u>Yield to Maturity</u>	<u>Current Par</u>	<u>Market Value</u>	<u>(Premium)/Discount</u>	<u>Accrued Interest</u>	<u>Original Cost</u>	<u>Days To Maturity</u>	<u>Duration</u>	<u>Convexity</u>
St Lucie Decommissioning														
3133X8L34	109995	FHLB	07/28/2010	09/09/2024	5.365	3.850	500,000.00	600,048.06	(81,857.15)	8,345.56	1.1637	801	2.07	0.0582
912828B66	116602	US Treasury	02/28/2014	02/15/2024	2.750	2.640	400,000.00	437,491.20	(3,828.12)	4,132.60	1.0096	594	1.59	0.0356
91282CAZ4	125722	US Treasury	12/08/2021	11/30/2025	0.375	1.165	4,000,000.00	4,021,476.76	122,451.84	1,304.35	0.9694	1,248	3.40	0.1345
91282CBG5	125766	US Treasury	01/18/2022	01/31/2023	0.125	0.515	500,000.00	500,317.62	2,010.96	260.70	0.9960	214	0.59	0.0065
91283LQ1	116678	US Treasury	03/31/2014	02/15/2024	0.000	2.876	2,115,000.00	2,097,643.25	519,380.55	0.00	0.7544	594	1.63	0.0329
X9X9USDADM1	123464	MORGAN STANLEY LIQ	03/06/2019	07/01/2022	1.130	1.130	96,936,957.02	96,936,957.02	0.00	11,907.55	1.0000	0	0.01	0.0001
					1.100	1.183	104,451,957.02	104,593,933.91	558,158.08	25,950.76	0.9947	67	0.19	0.0063
St Lucie General Reserve														
02088XK31	125902	CP: ALPINE SEC LLC	06/06/2022	10/03/2022	0.000	1.918	2,000,000.00	1,998,888.46	12,428.89	0.00	0.9938	94	0.26	0.0019
0347M3G16	125842	CP: Anglesea Funding	03/23/2022	07/01/2022	0.000	0.854	1,200,000.00	1,200,000.00	2,800.00	0.00	0.9977	0	0.00	0.0000
05914GAC2	125396	MUNI: BALTIMORE CNTY	03/22/2021	08/01/2023	0.240	0.216	1,000,000.00	1,001,946.70	(570.00)	1,000.00	1.0006	396	1.08	0.0175
06406FAC7	122918	CORP: Bank of NY	12/21/2018	05/04/2026	2.800	3.670	2,000,000.00	2,202,595.11	111,512.24	8,866.67	0.9442	1,403	3.66	0.1589
3132X0L33	124992	FAMCA	03/30/2020	02/21/2023	2.770	0.783	500,000.00	534,306.39	(28,350.00)	5,001.39	1.0567	235	0.64	0.0081
3133EHVV1	122914	Wells Fargo	12/20/2018	09/01/2026	2.400	2.991	2,000,000.00	2,203,300.00	80,720.00	16,000.00	0.9596	1,523	3.97	0.1848
3134GXBC7	125288	FHLMC	11/18/2020	11/18/2022	0.180	0.180	1,500,000.00	1,500,576.74	0.00	322.50	1.0000	140	0.38	0.0034
3135G05R0	125169	FNMA	08/11/2020	08/10/2023	0.300	0.338	1,000,000.00	1,000,540.00	1,142.00	1,175.00	0.9989	405	1.11	0.0182
387883YY1	125021	MUNI Grant Cnty Util	04/20/2020	01/01/2023	1.544	1.001	1,050,000.00	1,074,123.75	(15,151.50)	8,106.00	1.0144	184	0.51	0.0056
404280BA6	124986	CORP: HSBC	03/11/2020	05/25/2023	3.600	1.650	1,000,000.00	1,034,911.94	(60,620.00)	3,600.00	1.0606	328	0.89	0.0130
492674PNO	124980	Muni: Kettering, OH	03/10/2020	12/01/2023	2.000	0.859	280,000.00	293,754.07	(11,691.56)	466.67	1.0418	518	1.40	0.0280
59217GEE5	125360	CORP: METLIFE	01/29/2021	01/13/2023	1.950	0.260	1,000,000.00	1,018,929.99	(32,940.00)	9,100.00	1.0329	196	0.53	0.0060
606822AU8	124983	CORP: Mitsubishi UFG	03/10/2020	03/02/2025	3.777	1.625	1,000,000.00	1,108,299.68	(102,520.00)	12,485.08	1.1025	975	2.54	0.0823
64972CZ63	124988	MUNI:NYC HSG DEV	03/25/2020	05/01/2023	3.121	2.500	500,000.00	529,058.33	(9,195.00)	2,600.83	1.0184	304	0.82	0.0117
720424D64	125494	MUNI: PIERCE CNTY SC	05/13/2021	12/01/2024	0.681	0.435	1,000,000.00	1,012,490.06	(8,120.00)	567.50	1.0081	884	2.41	0.0714
75888XKL9	125932	CP: Regatta Funding	06/23/2022	10/20/2022	0.000	2.607	2,500,000.00	2,498,322.48	21,072.92	0.00	0.9916	111	0.30	0.0024
75888XLW4	125715	CP: Regatta Funding	11/30/2021	11/30/2022	0.000	0.407	1,000,000.00	999,032.56	4,055.56	0.00	0.9959	152	0.42	0.0038
89236THF5	125570	CORP: Toyota Motor	08/13/2021	08/14/2023	0.500	0.341	2,000,000.00	2,012,178.92	(6,340.00)	3,805.56	1.0032	409	1.12	0.0186
89236THU2	125331	CORP: Toyota Motor	01/11/2021	01/11/2024	0.450	0.373	2,500,000.00	2,517,217.18	(5,750.00)	5,312.50	1.0023	559	1.52	0.0317
91282CBU4	125564	US Treasury	08/12/2021	03/31/2023	0.125	0.171	3,000,000.00	3,001,255.96	2,228.62	947.92	0.9993	273	0.75	0.0094
91282CDB4	125664	US Treasury	10/20/2021	10/15/2024	0.625	0.710	2,000,000.00	2,023,829.19	5,014.98	2,636.99	0.9975	837	2.28	0.0646
92818NGL6	124604	MUNI: VA STATE	11/20/2019	11/01/2024	2.200	2.101	2,000,000.00	2,123,275.56	(9,260.00)	7,455.56	1.0046	854	2.28	0.0665
VP4560000	124588	Wells Fargo	11/04/2019	07/01/2022	1.200	1.200	17,824,856.53	17,824,856.53	0.00	13,096.47	1.0000	0	0.01	0.0001
					1.121	1.243	49,854,856.53	50,713,689.60	(49,532.85)	102,546.64	1.0010	339	0.91	0.0270
ST LUCIE NUCLEAR FUEL STABILIZATION														
04821UJE3	125919	CP: ATLANTIC ASSET	06/17/2022	09/14/2022	0.000	2.192	1,000,000.00	999,603.31	5,315.28	0.00	0.9947	75	0.21	0.0014
2284K1KD4	125915	CP: CROWN POINT CAPL	06/17/2022	10/13/2022	0.000	2.535	1,000,000.00	999,376.99	8,128.89	0.00	0.9919	104	0.28	0.0022
62455BGR0	125929	CP: Mountcliff Fund	06/23/2022	07/25/2022	0.000	1.696	2,000,000.00	1,999,829.52	2,968.89	0.00	0.9985	24	0.07	0.0004
62455BHF5	125909	CP: Mountcliff Fund	06/16/2022	08/15/2022	0.000	1.963	1,000,000.00	999,806.31	3,216.67	0.00	0.9968	45	0.12	0.0008
VP4560000	124589	Wells Fargo	11/04/2019	07/01/2022	1.200	1.200	254,759.18	254,759.18	0.00	1,106.06	1.0000	0	0.01	0.0001
					0.058	1.977	5,254,759.18	5,253,375.31	19,629.73	1,106.06	0.9963	52	0.14	0.0010

Investment Report

July 1, 2022

<u>CUSIP</u>	<u>ContNo</u>	<u>Issuer</u>	<u>Purchase Date</u>	<u>Maturity Date</u>	<u>Coupon</u>	<u>Yield to Maturity</u>	<u>Current Par</u>	<u>Market Value</u>	<u>(Premium)/Discount</u>	<u>Accrued Interest</u>	<u>Original Cost</u>	<u>Days To Maturity</u>	<u>Duration</u>	<u>Convexity</u>
St Lucie O&M														
2284K1LU5	125717	CP: CROWN POINT CAPL	11/30/2021	11/28/2022	0.000	0.407	1,000,000.00	999,047.63	4,033.33	0.00	0.9960	150	0.41	0.0037
59217GEE5	125357	CORP: METLIFE	01/29/2021	01/13/2023	1.950	0.260	1,000,000.00	1,018,929.99	(32,940.00)	9,100.00	1.0329	196	0.53	0.0060
9128284S6	125490	US Treasury	05/12/2021	05/31/2023	2.750	0.158	1,000,000.00	1,026,405.97	(52,949.11)	2,368.06	0.0016	334	0.91	0.0133
91282CDV0	125789	US Treasury	01/31/2022	01/31/2024	0.875	1.172	1,000,000.00	1,015,309.96	5,859.38	3,649.86	0.9941	579	1.57	0.0338
N/A	125280	ST LUCIE SBA	11/05/2020	07/01/2022	1.560	1.560	6,572,606.68	6,572,606.68	0.00	5,383.13	1.0000	0	0.01	0.0001
VP4560000	124612	Wells Fargo	11/21/2019	07/01/2022	1.200	1.200	200,263.16	200,263.16	0.00	442.80	1.0000	0	0.01	0.0001
					1.492	1.160	10,772,869.84	10,832,563.39	(75,996.40)	20,943.85	0.9095	117	0.32	0.0053
St Lucie R&R														
05580AZL1	125438	CD: BMW NA	04/23/2021	10/23/2023	0.300	0.300	250,000.00	250,601.47	0.00	141.78	1.0000	479	1.31	0.0241
19464VEB2	125514	MUNI: COLLIER CNTY	06/09/2021	10/01/2024	2.000	0.500	1,000,000.00	1,045,799.92	(49,190.00)	5,000.00	1.0492	823	2.21	0.0622
38149MNV2	125478	CD: GOLDMAN SACHS	05/05/2021	05/05/2023	0.150	0.150	250,000.00	250,069.28	0.00	58.56	1.0000	308	0.84	0.0114
46849LTK7	125523	CORP: JACKSON NTL	06/10/2021	06/21/2024	2.650	0.844	560,000.00	587,967.69	(30,197.41)	412.22	1.0539	721	1.94	0.0492
59217GEE5	125359	CORP: METLIFE	01/29/2021	01/13/2023	1.950	0.260	500,000.00	509,465.00	(16,470.00)	4,550.00	1.0329	196	0.53	0.0060
75888XLW4	125714	CP: Regatta Funding	11/30/2021	11/30/2022	0.000	0.407	1,000,000.00	999,032.56	4,055.56	0.00	0.9959	152	0.42	0.0038
87165FC85	125675	CD: SYNCHRONY BANK	10/29/2021	10/28/2022	0.150	0.150	249,000.00	249,262.78	0.00	250.71	1.0000	119	0.33	0.0027
9128282W9	125820	US Treasury	03/15/2022	09/30/2022	1.875	0.844	500,000.00	504,575.86	(2,790.00)	2,356.56	1.0056	91	0.25	0.0019
91282CBD2	125342	US Treasury	01/21/2021	12/31/2022	0.125	0.131	500,000.00	500,058.53	58.79	1.74	0.9999	183	0.51	0.0051
91282CDB4	125663	US Treasury	10/20/2021	10/15/2024	0.625	0.710	1,000,000.00	1,011,914.60	2,507.49	1,318.49	0.9975	837	2.28	0.0646
VP4560000	124590	Wells Fargo	11/04/2019	07/01/2022	1.200	1.200	541,552.43	541,552.43	0.00	660.22	1.0000	0	0.01	0.0001
					1.084	0.552	6,350,552.43	6,450,300.12	(92,025.57)	14,750.28	1.0145	422	1.14	0.0275
STL Pool Summary					1.088	1.208	185,360,637.13	186,551,498.17	363,145.87	172,042.75	0.9924	157	0.43	0.0124
Stanton Contingency														
3130ARQ61	125890	FHLB	05/25/2022	10/21/2024	2.200	2.210	900,000.00	946,048.88	225.00	3,850.00	0.9998	843	2.25	0.0645
VP4560000	124591	Wells Fargo	11/04/2019	07/01/2022	1.200	1.200	187,654.83	187,654.83	0.00	138.71	1.0000	0	0.01	0.0001
					2.027	2.036	1,087,654.83	1,133,703.71	225.00	3,988.71	0.9998	698	1.86	0.0534

Investment Report

July 1, 2022

<u>CUSIP</u>	<u>ContNo</u>	<u>Issuer</u>	<u>Purchase Date</u>	<u>Maturity Date</u>	<u>Coupon</u>	<u>Yield to Maturity</u>	<u>Current Par</u>	<u>Market Value</u>	<u>(Premium)/Discount</u>	<u>Accrued Interest</u>	<u>Original Cost</u>	<u>Days To Maturity</u>	<u>Duration</u>	<u>Convexity</u>
Stanton General Reserve														
576051VX1	125492	MUNI: MASSWTR	05/13/2021	08/01/2024	1.862	0.413	1,000,000.00	1,042,763.72	(46,250.00)	7,758.33	1.0463	762	2.04	0.0544
57629WDG2	125845	CORP: MASSMUTUAL	04/01/2022	03/21/2025	2.800	2.980	800,000.00	863,122.66	4,071.36	6,222.22	0.9949	994	2.62	0.0861
59217GEE5	125361	CORP: METLIFE	01/29/2021	01/13/2023	1.950	0.260	500,000.00	509,465.00	(16,470.00)	4,550.00	1.0329	196	0.53	0.0060
62455BGR0	125931	CP: Mountcliff Fund	06/23/2022	07/25/2022	0.000	1.696	1,000,000.00	999,914.76	1,484.44	0.00	0.9985	24	0.07	0.0004
64952WEK5	125761	CORP: NYLIFE	01/18/2022	01/14/2025	1.450	1.350	600,000.00	623,412.13	(1,751.53)	4,035.83	1.0029	928	2.49	0.0775
742718EB1	125585	CORP: Procter & Gamb	08/26/2021	08/15/2023	3.100	0.246	1,000,000.00	1,045,056.50	(56,030.00)	11,711.11	1.0560	410	1.10	0.0190
75951AAJ7	125641	CORP: Reliance Stand	09/30/2021	09/19/2023	3.850	0.565	1,000,000.00	1,056,136.80	(64,250.00)	10,908.33	1.0643	445	1.19	0.0217
87165HG53	125697	CD: SYNCHRONY BANK	11/05/2021	11/03/2022	0.200	0.199	250,000.00	250,379.45	0.00	326.03	1.0000	125	0.34	0.0029
91282CDB4	125665	US Treasury	10/20/2021	10/15/2024	0.625	0.710	2,000,000.00	2,023,829.19	5,014.98	2,636.99	0.9975	837	2.28	0.0646
VP4560000	124592	Wells Fargo	11/04/2019	07/01/2022	1.200	1.200	1,097,602.25	1,097,602.25	0.00	1,259.46	1.0000	0	0.01	0.0001
					1.678	0.977	9,247,602.25	9,511,682.46	(174,180.75)	49,408.30	1.0188	519	1.40	0.0372
Stanton O&M														
91282CBE0	125792	US Treasury	01/31/2022	01/15/2024	0.125	1.146	500,000.00	500,203.64	9,843.75	288.33	0.9803	563	1.54	0.0319
N/A	125281	STANTON SBA	11/05/2020	07/01/2022	1.560	1.560	5,442,219.94	5,442,219.94	0.00	4,197.76	1.0000	0	0.01	0.0001
VP4560000	124615	Wells Fargo	11/21/2019	07/01/2022	1.200	1.200	203,598.63	203,598.63	0.00	448.30	1.0000	0	0.01	0.0001
					1.431	1.514	6,145,818.57	6,146,022.21	9,843.75	4,934.39	0.9984	46	0.14	0.0027
Stanton R&R														
534239EC8	124335	MUNI: LINCOLN NE	09/30/2019	08/15/2022	3.000	1.696	1,000,000.00	1,059,683.33	(36,420.00)	11,333.33	1.0364	45	0.12	0.0008
9128282W9	125822	US Treasury	03/15/2022	09/30/2022	1.875	0.844	1,000,000.00	1,009,151.72	(5,580.00)	4,713.11	1.0056	91	0.25	0.0019
91282CBD2	125346	US Treasury	01/21/2021	12/31/2022	0.125	0.131	1,500,000.00	1,500,175.58	176.39	5.21	0.9999	183	0.51	0.0051
92818NGL6	124605	MUNI: VA STATE	11/20/2019	11/01/2024	2.200	2.101	115,000.00	122,081.32	(532.45)	421.67	1.0046	854	2.29	0.0665
VP4560000	124596	Wells Fargo	11/04/2019	07/01/2022	1.200	1.200	638,873.40	638,873.40	0.00	393.19	1.0000	0	0.01	0.0001
					1.430	0.880	4,253,873.40	4,329,965.35	(42,356.06)	16,866.51	1.0100	120	0.33	0.0042
		STN Pool Summary			1.572	1.172	20,734,949.05	21,121,373.73	(206,468.06)	75,197.91	1.0100	306	0.83	0.0210
Stanton II Contingency														
89236THU2	125334	CORP: Toyota Motor	01/11/2021	01/11/2024	0.450	0.373	500,000.00	503,443.43	(1,150.00)	1,062.50	1.0023	559	1.52	0.0317
91282CDB4	125667	US Treasury	10/20/2021	10/15/2024	0.625	0.710	500,000.00	505,957.30	1,253.75	659.25	0.9975	837	2.28	0.0646
VP4560000	124593	Wells Fargo	11/04/2019	07/01/2022	1.200	1.200	130,333.55	130,333.55	0.00	96.34	1.0000	0	0.01	0.0001
					0.614	0.617	1,130,333.55	1,139,734.28	103.75	1,818.09	0.9999	618	1.68	0.0426
Stanton II Debt Service 2012														
X9X9USDADM1	123459	MORGAN STANLEY LIQ	03/12/2019	07/01/2022	1.130	1.130	4,827,440.71	4,827,440.71	0.00	2,763.44	1.0000	0	0.01	0.0001
					1.130	1.130	4,827,440.71	4,827,440.71	0.00	2,763.44	1.0000	0	0.01	0.0001
STANTON II DEBT SERVICE 2017A														
313385H74	125960	FHLB	06/30/2022	09/30/2022	0.000	1.895	400,000.00	399,875.04	1,901.33	0.00	0.9952	91	0.25	0.0019
X9X9USDADM1	123460	MORGAN STANLEY LIQ	03/12/2019	07/01/2022	1.130	1.130	21,063.16	21,063.16	0.00	219.98	1.0000	0	0.01	0.0001
					0.057	1.857	421,063.16	420,938.20	1,901.33	219.98	0.9955	86	0.24	0.0018

Investment Report

July 1, 2022

<u>CUSIP</u>	<u>ContNo</u>	<u>Issuer</u>	<u>Purchase Date</u>	<u>Maturity Date</u>	<u>Coupon</u>	<u>Yield to Maturity</u>	<u>Current Par</u>	<u>Market Value</u>	<u>(Premium)/Discount</u>	<u>Accrued Interest</u>	<u>Original Cost</u>	<u>Days To Maturity</u>	<u>Duration</u>	<u>Convexity</u>
STANTON II DEBT SERVICE 2017B														
2284K1JV6	125896	CP: CROWN POINT CAPL	05/27/2022	09/29/2022	0.000	1.806	900,000.00	899,531.72	5,531.25	0.00	0.9939	90	0.25	0.0018
313385H74	125961	FHLB	06/30/2022	09/30/2022	0.000	1.895	500,000.00	499,843.80	2,376.67	0.00	0.9952	91	0.25	0.0019
75888XJL1	125867	CP: Regatta Funding	04/19/2022	09/20/2022	0.000	1.433	2,500,000.00	2,499,816.46	14,972.22	0.00	0.9940	81	0.22	0.0016
X9X9USDADM1	123461	MORGAN STANLEY LIQ	03/12/2019	07/01/2022	1.130	1.130	72,131.67	72,131.67	0.00	103.82	1.0000	0	0.01	0.0001
					0.021	1.570	3,972,131.67	3,971,323.65	22,880.14	103.82	0.9942	83	0.23	0.0017
STANTON II DEBT SERVICE POOLED LOAN 2020-1														
N/A	125215	Goldman Sachs M-Mkt	09/28/2020	07/01/2022	1.130	1.130	1.08	1.08	0.00	0.00	1.0000	0	0.01	0.0001
					1.130	1.130	1.08	1.08	0.00	0.00	1.0000	0	0.01	0.0001
Stanton II Debt Service Reserve 2012														
X9X9USDADM1	123458	MORGAN STANLEY LIQ	03/12/2019	07/01/2022	1.130	1.130	4,237,090.24	4,237,090.24	0.00	2,732.98	1.0000	0	0.01	0.0001
					1.130	1.130	4,237,090.24	4,237,090.24	0.00	2,732.98	1.0000	0	0.01	0.0001

Investment Report

July 1, 2022

<u>CUSIP</u>	<u>ContNo</u>	<u>Issuer</u>	<u>Purchase Date</u>	<u>Maturity Date</u>	<u>Coupon</u>	<u>Yield to Maturity</u>	<u>Current Par</u>	<u>Market Value</u>	<u>(Premium)/Discount</u>	<u>Accrued Interest</u>	<u>Original Cost</u>	<u>Days To Maturity</u>	<u>Duration</u>	<u>Convexity</u>
Stanton II General Reserve														
00344NXX7	125516	MUNI: ABILENE TX	06/09/2021	02/15/2025	0.997	0.589	1,105,000.00	1,132,429.68	(16,398.20)	4,161.92	1.0148	960	2.60	0.0831
02088XK31	125901	CP: ALPINE SEC LLC	06/06/2022	10/03/2022	0.000	1.918	2,100,000.00	2,098,832.88	13,050.33	0.00	0.9938	94	0.26	0.0019
035771W67	123871	MUNI: CITY ANNAPOLIS	06/25/2019	08/01/2026	2.901	2.482	360,000.00	401,800.50	(9,756.00)	4,351.50	1.0271	1,492	3.86	0.1756
14042RMC2	123874	CD: CAPITAL 1 NA	06/26/2019	06/26/2023	2.250	2.250	249,000.00	254,235.73	0.00	76.75	1.0000	360	0.98	0.0150
14042TAX5	123873	CD: CAPITAL 1 NA	06/26/2019	06/26/2023	2.250	2.250	249,000.00	254,235.73	0.00	76.75	1.0000	360	0.98	0.0150
15118RRP4	124230	CD: CELTIC BANK	08/30/2019	08/30/2027	2.000	2.000	250,000.00	269,504.16	0.00	13.70	1.0000	1,886	4.92	0.2755
23223PFG7	125294	MUNI: Cuyahoga Cnty	12/04/2020	12/01/2023	1.828	0.300	1,000,000.00	1,025,102.97	(45,470.00)	1,523.33	1.0455	518	1.40	0.0278
254673ZL3	124129	CD: Discover Bank	08/28/2019	06/26/2026	2.650	2.200	250,000.00	272,750.19	(7,092.50)	90.75	1.0284	1,456	3.82	0.1708
31315PZS1	125349	FAMCA	01/20/2021	01/24/2023	2.130	2.156	300,000.00	315,343.25	150.00	2,786.75	0.9995	207	0.56	0.0066
38149MBW2	123875	CD: GOLDMAN SACHS	06/26/2019	06/26/2023	2.350	2.350	249,000.00	254,484.46	0.00	80.16	1.0000	360	0.98	0.0150
404280BA6	124985	CORP: HSBC	03/11/2020	05/25/2023	3.600	1.650	1,000,000.00	1,034,911.94	(60,620.00)	3,600.00	1.0606	328	0.89	0.0130
438670Q79	124456	MUNI: CTY HONOLULU	10/16/2019	11/01/2022	2.512	1.721	750,000.00	780,987.33	(17,325.00)	3,192.33	1.0231	123	0.34	0.0029
4423315T7	124242	MUNI: HOUSTON	09/10/2019	03/01/2024	1.950	1.845	500,000.00	524,482.34	(2,255.00)	3,232.34	1.0045	609	1.64	0.0370
45506DWT8	123872	MUNI: INDIANA STATE	06/25/2019	07/01/2027	2.816	2.532	950,000.00	1,029,391.50	(19,475.00)	13,376.00	1.0205	1,826	4.66	0.2494
459200HP9	123963	CORP: IBM	07/15/2019	08/01/2023	3.375	2.423	500,000.00	524,620.60	(18,235.00)	7,031.25	1.0365	396	1.06	0.0180
61760AV55	124127	CD: MORGAN	08/28/2019	08/22/2024	2.000	2.000	250,000.00	261,428.07	0.00	1,767.12	1.0000	783	2.10	0.0570
62455BGR0	125930	CP: Mountcliff Fund	06/23/2022	07/25/2022	0.000	1.696	700,000.00	699,940.33	1,039.11	0.00	0.9985	24	0.07	0.0004
64966MEB1	124124	MUNI: NYC	08/28/2019	08/01/2027	2.520	2.128	300,000.00	316,629.00	(8,526.00)	3,150.00	1.0284	1,857	4.78	0.2601
64966MGL7	123854	MUNI: NYC Trans Fin	06/21/2019	12/01/2024	2.900	2.355	2,875,000.00	3,098,837.92	(79,522.50)	6,947.92	1.0277	884	2.35	0.0704
67869TAD7	123970	MUNI: OKL CNTY SD	07/15/2019	06/01/2024	2.650	2.260	1,000,000.00	1,048,178.33	(17,870.00)	2,208.33	1.0179	701	1.89	0.0470
68607VT54	123966	MUNI: OREGON LOTTERY	07/15/2019	04/01/2025	2.946	2.270	1,000,000.00	1,096,331.83	(35,860.00)	7,446.83	1.0359	1,005	2.65	0.0877
69349LAG3	125381	CORP: PNC	02/19/2021	11/01/2022	2.700	0.305	750,000.00	760,107.68	(30,330.00)	3,431.25	1.0404	123	0.34	0.0028
73474TAR1	123965	MUNI: PORT OF MORROW	07/15/2019	09/01/2025	2.302	2.423	500,000.00	535,400.61	3,435.00	3,900.61	0.9931	1,158	3.06	0.1135
73723RH6	124121	MUNI: CITY OF PORTS	08/28/2019	02/01/2027	2.000	1.967	500,000.00	531,988.65	(1,140.00)	4,143.65	1.0023	1,676	4.38	0.2209
74153WCM9	125522	CORP: PRICOA GL FD	06/10/2021	09/01/2025	0.800	0.860	895,000.00	914,110.59	2,225.31	2,386.67	0.9975	1,158	3.13	0.1166
864784GR8	125296	MUNI: SUFFOLKVA	12/04/2020	06/01/2024	0.750	0.391	1,000,000.00	1,011,648.79	(12,440.00)	625.00	1.0124	701	1.91	0.0473
88213AGC3	124126	MUNI: TEXAS A&M UNIV	08/28/2019	05/15/2027	2.508	2.058	100,000.00	107,764.82	(3,175.00)	320.32	1.0318	1,779	4.62	0.2442
88213AHL2	123968	MUNI: TEXAS A&M UNIV	07/15/2019	05/15/2024	2.884	2.215	500,000.00	542,540.11	(15,195.00)	1,882.61	1.0304	684	1.83	0.0452
91282CDB4	125666	US Treasury	10/20/2021	10/15/2024	0.625	0.710	2,000,000.00	2,023,829.19	5,014.98	2,636.99	0.9975	837	2.28	0.0646
91282CDS7	125762	US Treasury	01/18/2022	01/15/2025	1.125	1.202	5,000,000.00	5,146,716.05	11,300.00	25,949.59	0.9977	929	2.50	0.0778
VP4560000	124594	Wells Fargo	11/04/2019	07/01/2022	1.200	1.200	2,730,117.60	2,730,117.60	0.00	2,014.38	1.0000	0	0.01	0.0001
					1.704	1.537	29,912,117.60	30,998,682.83	(364,470.47)	112,404.80	1.0122	710	1.89	0.0638

Investment Report

July 1, 2022

<u>CUSIP</u>	<u>ContNo</u>	<u>Issuer</u>	<u>Purchase Date</u>	<u>Maturity Date</u>	<u>Coupon</u>	<u>Yield to Maturity</u>	<u>Current Par</u>	<u>Market Value</u>	<u>(Premium)/Discount</u>	<u>Accrued Interest</u>	<u>Original Cost</u>	<u>Days To Maturity</u>	<u>Duration</u>	<u>Convexity</u>
Stanton II O&M														
05565EBM6	125647	CORP: BMW	10/01/2021	04/06/2023	3.800	0.436	1,000,000.00	1,037,112.89	(50,700.00)	8,972.22	1.0507	279	0.75	0.0102
110122CY2	125630	CORP: Bristol-Myers	09/13/2021	02/15/2023	2.750	0.389	800,000.00	821,447.49	(26,760.00)	8,311.11	1.0335	229	0.62	0.0076
3135G05T6	125536	FNMA	07/08/2021	08/18/2023	0.350	0.291	1,000,000.00	1,003,525.01	(1,250.00)	1,293.06	1.0013	413	1.13	0.0188
377373AL9	125520	CORP: GLAXOSMITH	06/10/2021	10/01/2023	0.534	0.373	1,000,000.00	1,006,380.15	(3,690.00)	1,335.00	1.0037	457	1.25	0.0224
91282CBE0	125791	US Treasury	01/31/2022	01/15/2024	0.125	1.146	500,000.00	500,203.64	9,843.74	288.33	0.9803	563	1.54	0.0319
N/A	125282	STANTON II SBA	11/05/2020	07/01/2022	1.560	1.560	4,707,777.92	4,707,777.92	0.00	2,646.60	1.0000	0	0.01	0.0001
VP4560000	125385	Wells Fargo	12/31/2020	07/01/2022	1.200	1.200	965,252.84	965,252.84	0.00	290.43	1.0000	0	0.01	0.0001
					1.549	1.052	9,973,030.76	10,041,699.94	(72,556.26)	23,136.75	1.0073	162	0.45	0.0074
STANTON II PROJECT FUND 2020 POOLED LOAN														
N/A	125118	Goldman Sachs M-Mkt	06/25/2020	07/01/2022	1.130	1.130	0.05	0.05	0.00	0.00	1.0000	0	0.01	0.0001
					1.130	1.130	0.05	0.05	0.00	0.00	1.0000	0	0.01	0.0001
Stanton II R&R														
15654VAR9	125638	CORP: Century Housin	09/16/2021	02/15/2023	0.300	0.300	500,000.00	500,659.71	0.00	66.67	1.0000	229	0.63	0.0072
3133ENLB4	125763	FFCB	01/18/2022	01/18/2023	0.460	0.500	500,000.00	501,916.61	200.00	1,041.39	0.9996	201	0.55	0.0060
62455BGR0	125933	CP: Mountcliff Fund	06/23/2022	07/25/2022	0.000	1.696	800,000.00	799,931.81	1,187.56	0.00	0.9985	24	0.07	0.0004
742718EB1	125586	CORP: Procter & Gamb	08/26/2021	08/15/2023	3.100	0.246	300,000.00	313,516.95	(16,809.00)	3,513.33	1.0560	410	1.10	0.0190
87165FC85	125676	CD: SYNCHRONY BANK	10/29/2021	10/28/2022	0.150	0.150	249,000.00	249,262.78	0.00	250.71	1.0000	119	0.33	0.0027
89236THU2	125332	Great Pacific	01/11/2021	01/11/2024	0.450	0.373	500,000.00	503,443.43	(1,150.00)	1,062.50	1.0023	559	1.52	0.0317
90348JT34	125639	CD: UBS BANK	09/22/2021	09/22/2023	0.350	0.350	250,000.00	250,615.22	0.00	21.58	1.0000	448	1.22	0.0216
9128282W9	125821	US Treasury	03/15/2022	09/30/2022	1.875	0.844	1,000,000.00	1,009,151.72	(5,580.00)	4,713.11	1.0056	91	0.25	0.0019
9128284D9	125841	US Treasury	03/23/2022	03/31/2023	2.500	1.587	500,000.00	512,076.20	(4,609.38)	3,142.08	1.0092	273	0.74	0.0097
VP4560000	124595	Wells Fargo	11/04/2019	07/01/2022	1.200	1.200	520,202.47	520,202.47	0.00	777.31	1.0000	0	0.01	0.0001
					1.057	0.860	5,119,202.47	5,160,776.90	(26,760.82)	14,588.68	1.0052	196	0.54	0.0081
STANTON II REVENUE FUND 2020 POOLED LOAN														
N/A	125409	Goldman Sachs M-Mkt	03/29/2021	07/01/2022	1.130	1.130	0.01	0.01	0.00	0.00	1.0000	0	0.01	0.0001
					1.130	1.130	0.01	0.01	0.00	0.00	1.0000	0	0.01	0.0001
STANTON II SUBORDINATED DEBT FUND 2020														
X9X9USDADM1	125145	MORGAN STANLEY LIQ	07/27/2020	07/01/2022	1.130	1.130	143,113.46	143,113.46	0.00	67.88	1.0000	0	0.01	0.0001
					1.130	1.130	143,113.46	143,113.46	0.00	67.88	1.0000	0	0.01	0.0001
					1.390	1.322	59,735,524.76	60,940,801.35	(438,902.33)	157,836.42	1.0073	417	1.12	0.0348
Tri City Contingency														
05531FBJ1	125619	CORP: Truist	09/02/2021	03/16/2023	2.200	0.359	150,000.00	153,180.46	(4,233.00)	962.50	1.0282	258	0.70	0.0090
91282CDB4	125668	OPPENHEIMER	10/20/2021	10/15/2024	0.625	0.710	150,000.00	151,787.19	376.12	197.77	0.9975	837	2.28	0.0646
VP4560000	124597	Wells Fargo	11/04/2019	07/01/2022	1.200	1.200	20,033.66	20,033.66	0.00	14.84	1.0000	0	0.01	0.0001
					1.399	0.576	320,033.66	325,001.31	(3,856.88)	1,175.11	1.0121	513	1.40	0.0345

Investment Report

July 1, 2022

CUSIP	ContNo	Issuer	Purchase Date	Maturity Date	Coupon	Yield to Maturity	Current Par	Market Value	(Premium)/Discount	Accrued Interest	Original Cost	Days To Maturity	Duration	Convexity
Tri City General Reserve														
05531FBJ1	125620	CORP: Truist	09/02/2021	03/16/2023	2.200	0.359	100,000.00	102,120.31	(2,822.00)	641.67	1.0282	258	0.70	0.0090
31422XTC6	125785	FAMCA	01/26/2022	01/26/2024	0.875	0.940	250,000.00	253,704.08	321.22	941.84	0.9987	574	1.56	0.0333
89235MKZ3	125466	CD: TOYOTA FIN BK	04/30/2021	05/01/2023	0.200	0.200	250,000.00	250,201.54	0.00	86.30	1.0000	304	0.83	0.0112
VP4560000	124598	Wells Fargo	11/04/2019	07/01/2022	1.200	1.200	182,412.14	182,412.14	0.00	127.27	1.0000	0	0.01	0.0001
					0.904	0.690	782,412.14	788,438.07	(2,500.78)	1,797.08	1.0032	314	0.86	0.0154
Tri City O&M														
16536JG84	125898	CP: CHESHAM FINANCE	05/27/2022	07/08/2022	0.000	1.066	250,000.00	249,995.03	306.25	0.00	0.9988	7	0.02	0.0001
N/A	125283	TRI CITY SBA	11/05/2020	07/01/2022	1.560	1.560	983,383.15	983,383.15	0.00	625.76	1.0000	0	0.01	0.0001
VP4560000	124614	Wells Fargo	11/21/2019	07/01/2022	1.200	1.200	201,682.61	201,682.61	0.00	97.02	1.0000	0	0.01	0.0001
					1.238	1.423	1,435,065.76	1,435,060.79	306.25	722.78	0.9998	1	0.01	0.0001
Tri City R&R														
05914GAC2	125395	MUNI: BALTIMORE CNTY	03/22/2021	08/01/2023	0.240	0.216	250,000.00	250,486.68	(142.50)	250.00	1.0006	396	1.08	0.0175
2284K1KD4	125917	CP: CROWN POINT CAPL	06/17/2022	10/13/2022	0.000	2.535	250,000.00	249,844.25	2,032.22	0.00	0.9919	104	0.28	0.0022
3133ELNE0	125810	FFCB	02/11/2022	02/14/2024	1.430	1.537	250,000.00	256,445.05	525.00	1,360.49	0.9979	593	1.60	0.0352
74256LEL9	125888	CORP: PRINCIPAL LIFE	05/26/2022	04/12/2024	0.750	3.296	250,000.00	253,099.51	11,517.06	411.46	0.9539	651	1.77	0.0414
87165FC85	125677	CD: SYNCHRONY BANK	10/29/2021	10/28/2022	0.150	0.150	249,000.00	249,262.78	0.00	250.71	1.0000	119	0.33	0.0027
VP4560000	124578	Wells Fargo	11/04/2019	07/01/2022	1.200	1.200	282,005.64	282,005.64	0.00	247.44	1.0000	0	0.01	0.0001
					0.641	1.484	1,531,005.64	1,541,143.91	13,931.78	2,520.10	0.9909	304	0.83	0.0162
		TRI Pool Summary			0.962	1.238	4,068,517.20	4,089,644.08	7,880.37	6,215.07	0.9981	216	0.59	0.0118
FMMA AS AGENT FOR UTILITIES COMMISSION NEW SMYRNA BEACH														
05600LAB2	125728	CORP: BMW	12/22/2021	08/14/2024	2.400	1.130	5,000,000.00	5,282,970.29	(165,000.00)	45,666.67	1.0330	775	2.07	0.0559
3130AQF57	125732	FHLB	12/22/2021	12/22/2023	0.625	0.721	4,500,000.00	4,531,121.95	8,568.00	703.13	0.9981	539	1.47	0.0296
3133ENHR4	125730	FFCB	12/22/2021	12/20/2023	0.680	0.705	4,500,000.00	4,534,884.61	2,224.45	935.00	0.9995	537	1.47	0.0294
31422XRZ7	125733	FAMCA	12/27/2021	12/27/2024	0.940	0.930	2,500,000.00	2,545,145.92	(725.00)	261.11	1.0003	910	2.47	0.0750
718172BMO	125727	CORP: PHILLIP MORRIS	12/22/2021	11/10/2024	3.250	1.080	4,306,000.00	4,638,239.22	(264,517.58)	19,825.54	1.0614	863	2.29	0.0673
75888XML7	125731	CP: Regatta Funding	12/22/2021	12/20/2022	0.000	0.663	2,100,000.00	2,097,644.79	13,763.75	0.00	0.9934	172	0.47	0.0046
912828YY0	125787	US Treasury	01/27/2022	12/31/2024	1.750	1.232	4,880,000.00	5,072,571.54	(72,472.49)	233.33	1.0149	914	2.46	0.0752
91282CBU4	125735	US Treasury	12/22/2021	03/31/2023	0.125	0.459	1,640,000.00	1,640,686.59	6,959.65	518.19	0.9958	273	0.75	0.0094
N/A	125737	UCNSB SBA	12/20/2021	07/01/2022	1.560	1.560	10,026,526.56	10,026,526.56	0.00	10,690.00	1.0000	0	0.01	0.0001
VP4560000	125725	Wells Fargo	12/20/2021	07/01/2022	1.200	1.200	220,978.08	220,978.08	0.00	113.58	1.0000	0	0.01	0.0001
					1.484	1.086	39,673,504.64	40,590,769.55	(471,199.22)	78,946.55	1.0119	504	1.36	0.0357
		UCNS Pool Summary			1.484	1.086	39,673,504.64	40,590,769.55	(471,199.22)	78,946.55	1.0119	504	1.36	0.0357
		Open Investments			1.257	1.199	593,941,064.00	604,211,123.08	(4,911,534.73)	1,209,761.53	0.9986	347	0.93	0.0301