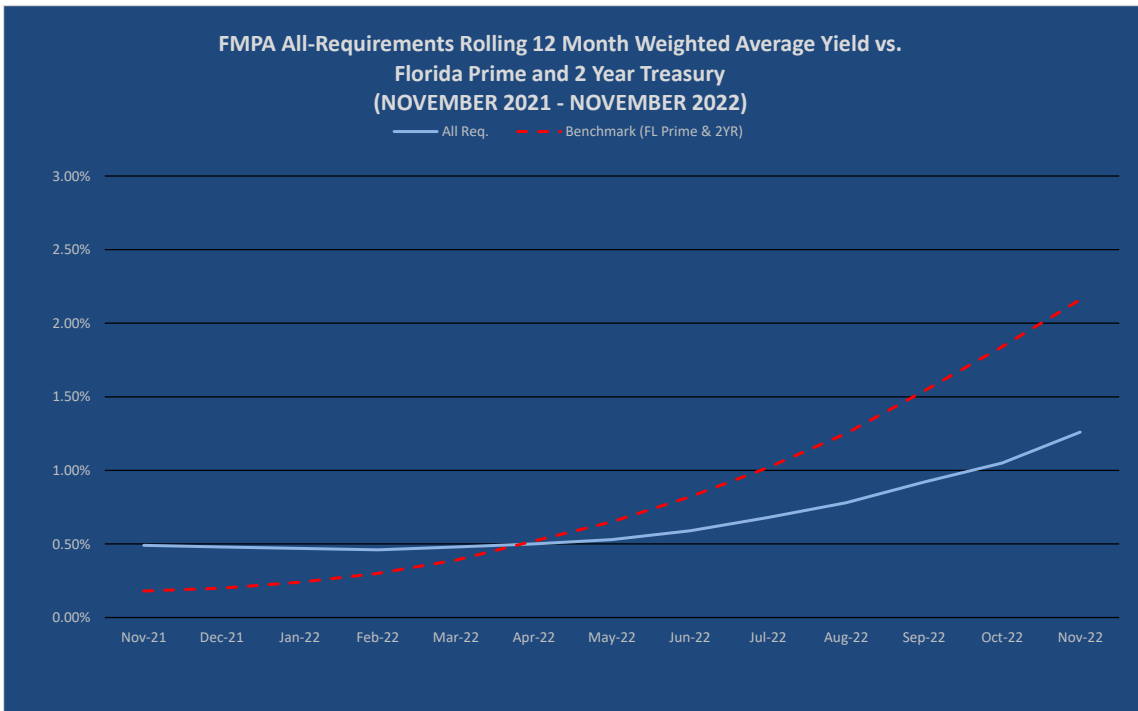
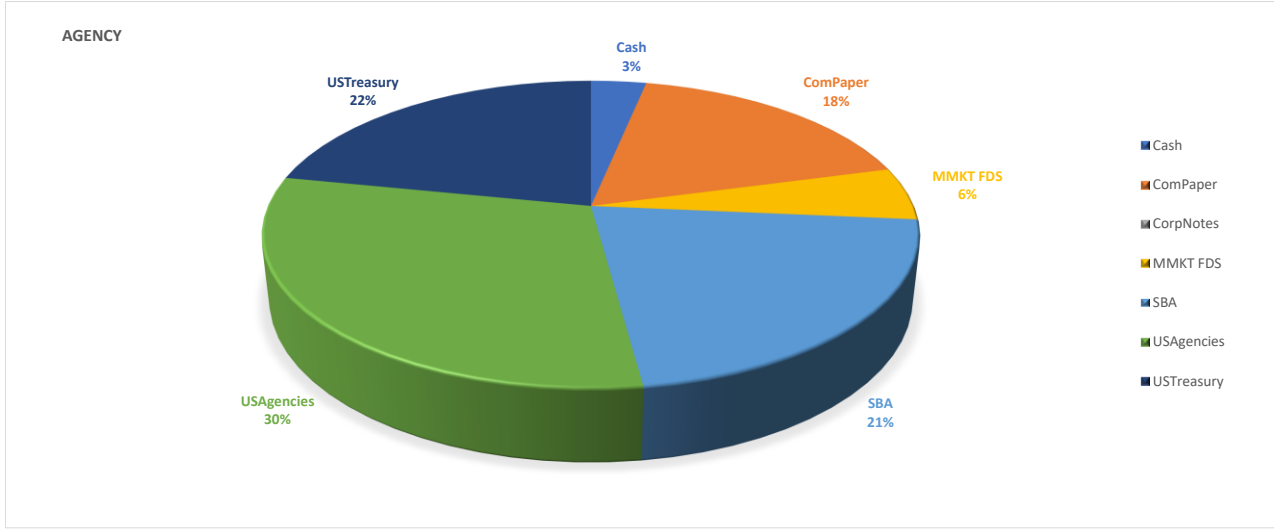


Rolling 12 month average	FL Prime	2 yr Treasury	Benchmark	Agency	All Req.	St. Lucie	Stanton	Stanton II	Tri-City
11/30/2021	0.12%	0.23%	0.18%	0.37%	0.49%	0.82%	0.56%	0.91%	0.47%
12/31/2021	0.11%	0.28%	0.20%	0.32%	0.48%	0.80%	0.53%	0.89%	0.44%
1/31/2022	0.11%	0.37%	0.24%	0.29%	0.47%	0.79%	0.51%	0.88%	0.43%
2/28/2022	0.11%	0.48%	0.30%	0.25%	0.46%	0.77%	0.48%	0.87%	0.42%
3/31/2022	0.13%	0.65%	0.39%	0.22%	0.48%	0.76%	0.47%	0.85%	0.41%
4/30/2022	0.17%	0.86%	0.52%	0.33%	0.50%	0.75%	0.47%	0.85%	0.41%
5/31/2022	0.24%	1.06%	0.65%	0.42%	0.53%	0.74%	0.49%	0.86%	0.44%
6/30/2022	0.36%	1.29%	0.82%	0.52%	0.59%	0.76%	0.53%	0.90%	0.50%
7/31/2022	0.52%	1.51%	1.02%	0.67%	0.68%	0.83%	0.62%	0.96%	0.62%
8/31/2022	0.72%	1.78%	1.25%	0.85%	0.78%	0.93%	0.75%	1.03%	0.76%
9/30/2022	0.97%	2.11%	1.54%	1.04%	0.92%	1.08%	0.90%	1.13%	0.92%
10/31/2022	1.23%	2.45%	1.84%	1.27%	1.05%	1.22%	1.08%	1.23%	1.12%
11/30/2022	1.55%	2.77%	2.16%	1.51%	1.26%	1.38%	1.28%	1.35%	1.35%

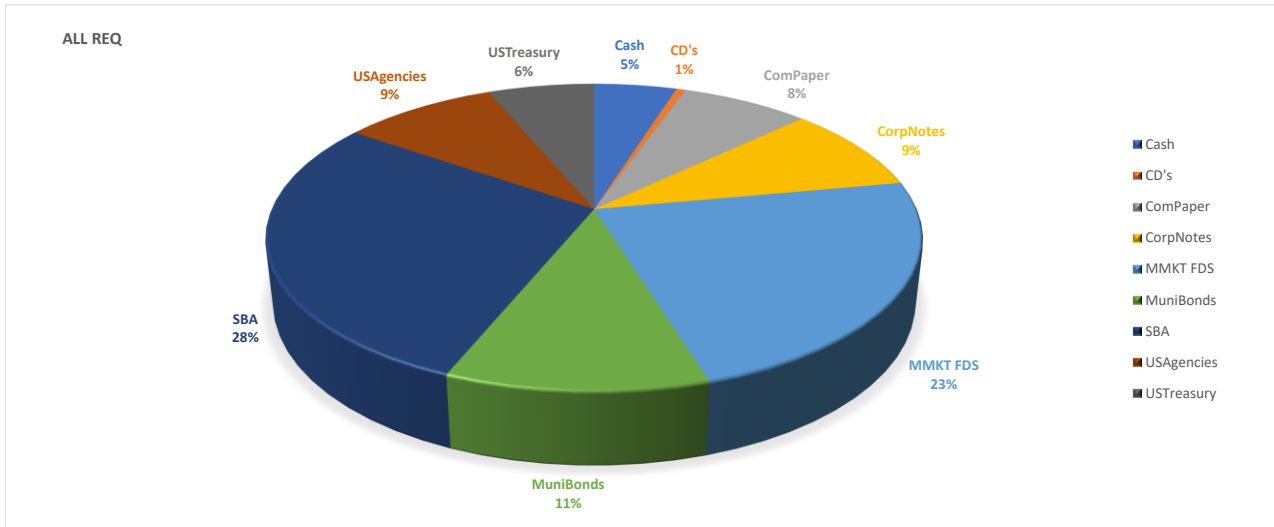


FMPA_MonthlyDiversification_November 2022

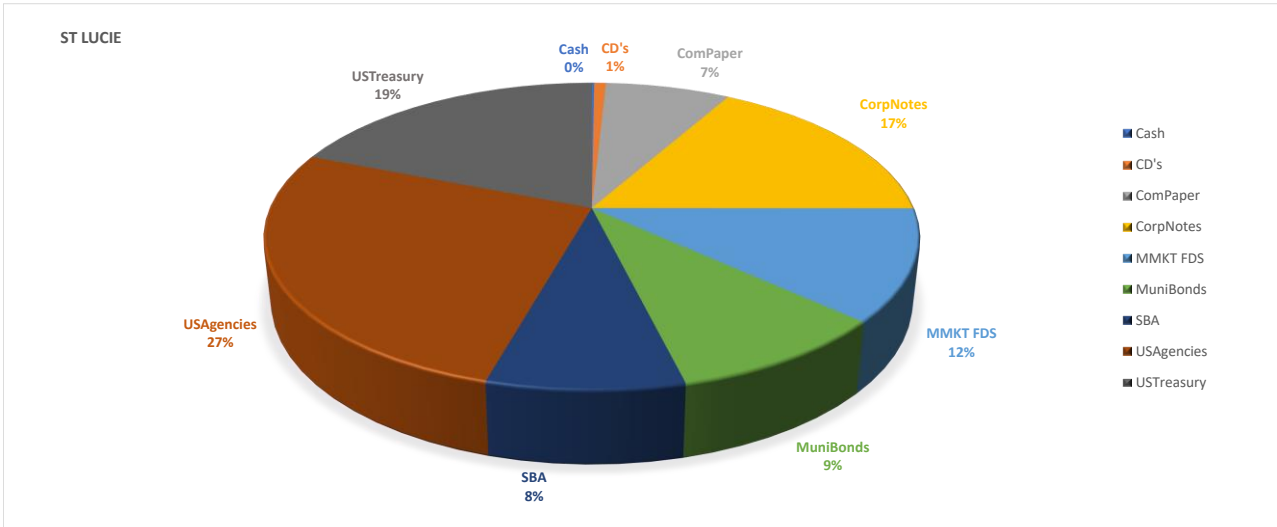
AGENCY								
	Cash	ComPaper	CorpNotes	MMKT FDS	SBA	USAgencies	USTreasury	Grand Total
AGN	366,249.04							366,249.04
AGN-O&M		1,985,784.69		630,701.05	2,423,912.37	3,417,127.56	2,466,914.98	10,924,440.65
Grand Total	366,249.04	1,985,784.69	-	630,701.05	2,423,912.37	3,417,127.56	2,466,914.98	11,290,689.69
% OF TOTAL	3%	18%	0%	6%	21%	30%	22%	100%



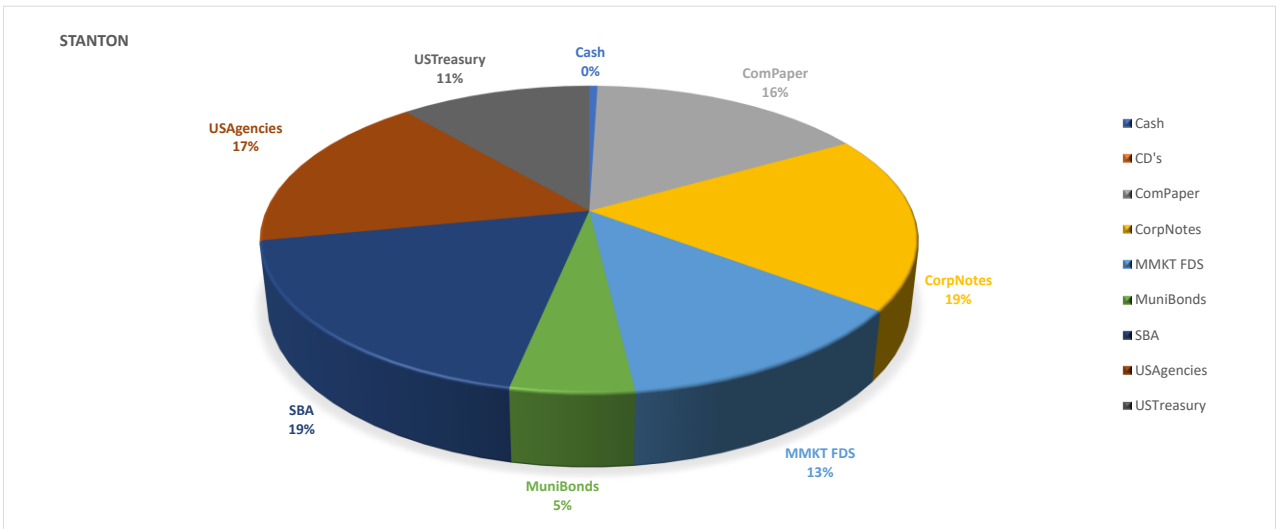
ALL REQ										
	Cash	CD's	ComPaper	CorpNotes	MMKT FDS	MuniBonds	SBA	USAgencies	USTreasury	Grand Total
ARP	12,955,869.78									12,955,869.78
ARP RPA			995,619.02		499,257.32			2,188,691.96		3,683,568.30
ARP-2019A					11,206.07			616,203.24		627,409.31
ARP-2019B					308,316.20					308,316.20
ARP-21A DS					307,969.06					307,969.06
ARP-21ACON			2,987,380.56		13,608,902.75		4,244,718.87			20,841,002.18
ARP-21B DS					19,964.81			640,851.37		660,816.18
ARP-21BSUB			1,995,434.18	15,361,959.17	4,918,149.54	19,861,461.12	19,175,425.53	5,384,890.83		66,697,320.37
ARP-CON13A			1,495,613.85		589,606.80					2,085,220.65
ARP-CONT				971,079.03	108,892.66	273,634.80				1,353,606.49
ARP-DS15B			915,333.51		11,807.40			936,628.92		1,863,769.83
ARP-DS16A			3,587,117.79		58,262.43			3,647,923.17		7,293,303.39
ARP-DS17A					38,466.65			542,258.85		580,725.50
ARP-DS17B			643,207.33		16,792.31			714,795.76		1,374,795.40
ARP-DS18A					353,509.35					353,509.35
ARP-DS22-B					60,734.98					60,734.98
ARP-GEN		489,338.63			146,097.32			1,458,260.00	2,966,517.16	5,060,213.11
ARP-O&M		482,941.71	5,994,197.27	497,736.53	21,065,291.09	1,960,451.17	52,372,490.28	428,061.48	9,864,813.30	92,665,982.83
ARP-PR22-B					15,023,448.19					15,023,448.19
ARP-R&R		245,953.68	1,490,034.06	4,164,515.13	4,563,994.97	7,163,961.94		7,673,956.90	3,901,886.88	29,204,303.56
ARP-SOLAR		231,593.84		3,360,232.72	50,052.10					3,641,878.66
ARP-SUBDBT					2.51					2.51
Grand Total	12,955,869.78	1,449,827.86	20,103,937.57	24,355,522.58	61,760,724.51	29,259,509.03	75,792,634.68	24,232,522.48	16,733,217.34	266,643,765.83
% OF TOTAL	5%	1%	8%	9%	23%	11%	28%	9%	6%	100%



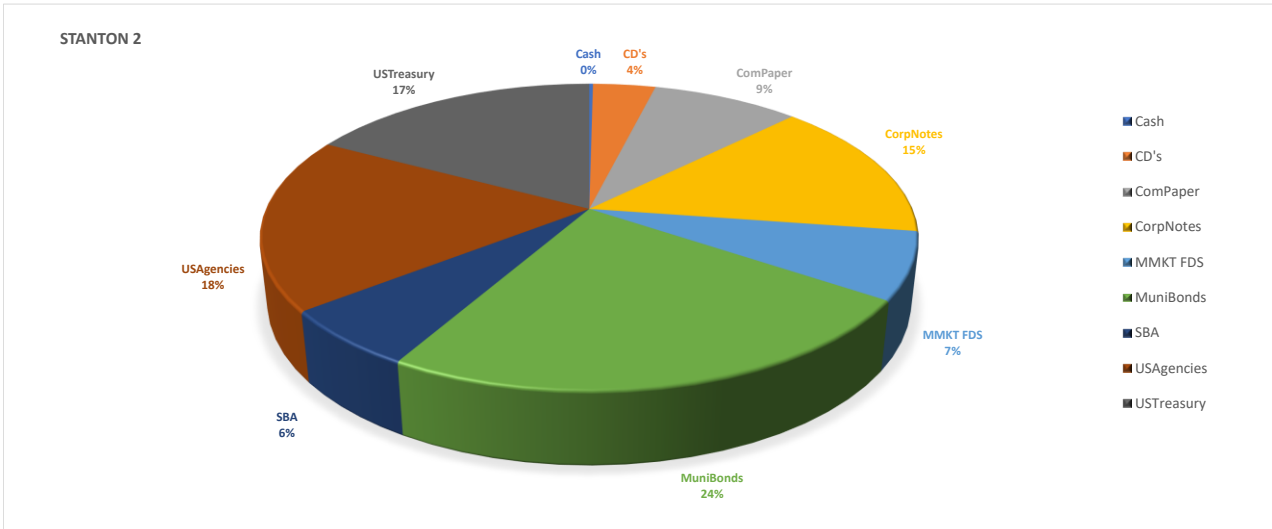
ST LUCIE										
	Cash	CD's	ComPaper	CorpNotes	MMKT FDS	MuniBonds	SBA	USAgencies	USTreasury	Grand Total
SL	100,000.00									100,000.00
STL NFS			3,473,173.67		1,576,650.08					5,049,823.75
STL-CONT				468,388.06	77,909.28			1,001,308.75	748,124.81	2,295,730.90
STL-DECOM								512,217.64	6,409,847.13	6,922,064.77
STL-DS13A					11,952.98			246,481.30		258,434.28
STL-DS21A					12,441.13			566,906.98		579,348.11
STL-DS21B					11,685.03			271,129.42		282,814.45
STL-GEN			496,938.68	9,275,455.40	1,675,948.48	5,622,710.64		15,379,806.66	3,294,003.29	35,744,863.15
STL-O&M				1,004,546.06	3,006,302.34		5,778,675.57			11,737,663.45
STL-R&R		486,028.76	496,938.68	1,053,808.67	1,863,298.45	949,993.33		685,756.61	927,992.79	6,463,817.29
Grand Total	100,000.00	486,028.76	4,467,051.03	11,802,198.19	8,236,187.77	6,572,703.97	5,778,675.57	18,663,607.36	13,328,107.50	69,434,560.15
% OF TOTAL	0%	1%	7%	17%	12%	9%	8%	27%	19%	100%



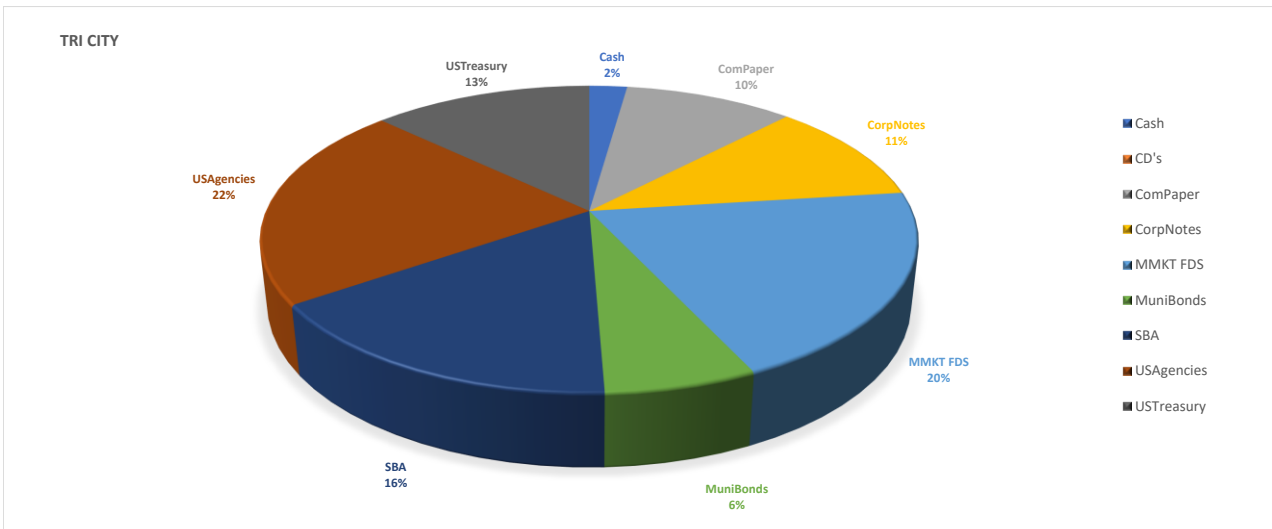
STANTON										
Row Labels	Cash	CD's	ComPaper	CorpNotes	MMKT FDS	MuniBonds	SBA	USAgencies	USTreasury	Grand Total
STN	100,000.00									100,000.00
STN-CONT					199,040.50			878,305.00		1,077,345.50
STN-GEN			985,088.81	3,852,005.76	533,183.96	952,926.67		1,139,583.28	1,855,985.59	9,318,774.07
STN-O&M			499,516.44		435,763.84		3,874,243.20		473,927.32	5,283,450.80
STN-R&R			1,686,320.96		1,506,756.91	109,902.03		1,489,085.15		4,792,065.05
Grand Total	100,000.00	-	3,170,926.21	3,852,005.76	2,674,745.21	1,062,828.70	3,874,243.20	3,506,973.43	2,329,912.91	20,571,635.42
% OF TOTAL	0%	0%	16%	19%	13%	5%	19%	17%	11%	100%



STANTON 2										
Row Labels	Cash	CD's	ComPaper	CorpNotes	MMKT FDS	MuniBonds	SBA	USAgencies	USTreasury	Grand Total
STN2	100,000.00									100,000.00
STN2-CONT				478,268.72	134,056.43				463,996.40	1,076,321.55
STN2-DS17A					148,837.64					148,837.64
STN2-DS17B					9,805.44			936,628.92		946,434.36
STN2-DS22A					7,140.34			1,183,110.22		1,190,250.56
STN2-DS20					105.09					105.09
STN2-GEN		1,459,928.45	995,793.52	2,319,500.49	1,038,122.02	11,072,107.60		4,005,385.71	6,520,384.69	27,411,222.48
STN2-O&M			1,994,564.07	2,773,791.29	1,000,299.40		2,851,491.73	971,242.87	473,927.32	10,065,316.68
STN2-PR20					0.05					0.05
STN2-R&R		241,630.65	1,495,877.14	1,273,726.18	850,144.96			1,420,212.34	498,749.87	5,780,341.14
STN2-REV20					1.66					1.66
STN2-SUBDT					95,675.83					95,675.83
Grand Total	100,000.00	1,701,559.10	4,486,234.73	6,845,286.68	3,284,188.86	11,072,107.60	2,851,491.73	8,516,580.06	7,957,058.28	46,814,507.04
% OF TOTAL	0%	4%	9%	15%	7%	24%	6%	18%	17%	100%



TRI CITY										
Row Labels	Cash	CD's	ComPaper	CorpNotes	MMKT FDS	MuniBonds	SBA	USAgencies	USTreasury	Grand Total
TC	100,000.00									100,000.00
TRI-CONT				149,727.25	22,316.23				139,198.92	311,242.40
TRI-GEN				99,818.16	121,358.12			488,416.34	147,821.07	857,413.69
TRI-O&M					488,712.51		720,840.73	249,134.99		1,458,688.23
TRI-R&R			448,561.91	237,834.61	226,753.70	242,028.88		240,735.07	295,436.95	1,691,351.12
Grand Total	100,000.00	-	448,561.91	487,380.02	859,140.56	242,028.88	720,840.73	978,286.40	582,456.94	4,418,695.44
% OF TOTAL	2%	0%	10%	11%	20%	6%	16%	22%	13%	100%



Investment Report

December 1, 2022

<u>CUSIP</u>	<u>ContNo</u>	<u>Issuer</u>	<u>Purchase Date</u>	<u>Maturity Date</u>	<u>Coupon</u>	<u>Yield to Maturity</u>	<u>Current Par</u>	<u>Market Value</u>	<u>(Premium)/Discount</u>	<u>Accrued Interest</u>	<u>Original Cost</u>	<u>Days To Maturity</u>	<u>Duration</u>	<u>Convexity</u>
Agency O&M														
0347M3R48	126110	CP: Anglesea Funding	10/12/2022	04/04/2023	0.000	4.812	1,000,000.00	989,205.15	22,426.67	0.00	0.9776	124	0.34	0.0028
2284K1N90	125886	CP: CROWN POINT CAPL	05/12/2022	01/09/2023	0.000	2.348	1,000,000.00	996,579.54	15,326.67	0.00	0.9847	39	0.11	0.0006
313384BF5	125982	FHLB	07/15/2022	01/30/2023	0.000	2.941	1,000,000.00	977,800.00	15,781.81	0.00	0.9842	60	0.16	0.0010
313384FQ7	126069	FHLB	08/30/2022	05/15/2023	0.000	3.374	1,500,000.00	1,468,820.89	34,937.50	0.00	0.9767	165	0.45	0.0041
3133ENUS7	125858	INSPEREX LLC	04/18/2022	04/18/2024	2.580	2.580	1,000,000.00	970,506.67	0.00	3,081.67	1.0000	504	1.36	0.0259
9128282D1	125984	US Treasury	07/15/2022	08/31/2023	1.375	3.122	500,000.00	489,708.32	9,609.37	1,747.24	0.9808	273	0.74	0.0095
9128283U2	125750	US Treasury	01/14/2022	01/31/2023	2.375	0.510	1,000,000.00	1,003,563.68	(19,433.62)	7,938.18	1.0194	61	0.17	0.0011
9128284U1	125907	US Treasury	06/14/2022	06/30/2023	2.625	2.832	500,000.00	499,715.66	1,060.88	5,522.54	0.9979	211	0.57	0.0065
91282CBE0	125790	US Treasury	01/31/2022	01/15/2024	0.125	1.146	500,000.00	473,927.32	9,843.74	236.07	0.9803	410	1.12	0.0181
N/A	125278	AGENCY SBA	11/05/2020	12/01/2022	3.970	3.970	2,423,912.37	2,423,912.37	0.00	6,449.71	1.0000	0	0.00	0.0000
VP4560000	124711	Wells Fargo	11/26/2019	12/01/2022	3.540	3.540	630,701.05	630,701.05	0.00	2,317.86	1.0000	0	0.00	0.0000
					1.707	3.045	11,054,613.42	10,924,440.65	89,553.02	27,293.27	0.9919	134	0.37	0.0049
		AGN Pool Summary			1.707	3.045	11,054,613.42	10,924,440.65	89,553.02	27,293.27	0.9919	134	0.37	0.0049
ALL REQUIREMENTS 2013A CONSTRUCTION														
40060XNJ5	126155	CP: GTA Funding	11/08/2022	01/18/2023	0.000	4.469	500,000.00	497,896.76	4,309.30	0.00	0.9914	48	0.13	0.0008
62455BMT9	126142	CP: Mountcliff Fund	11/01/2022	12/27/2022	0.000	4.311	1,000,000.00	997,717.09	6,570.84	0.00	0.9934	26	0.07	0.0004
N/A	116079	Goldman Sachs M-Mkt	09/17/2013	12/01/2022	3.420	3.420	589,606.80	589,606.80	0.00	2,066.87	1.0000	0	0.00	0.0000
					0.965	4.098	2,089,606.80	2,085,220.65	10,880.14	2,066.87	0.9948	24	0.07	0.0004
ALL REQUIREMENTS 2021A CONSTRUCTION														
40060XNJ5	126152	CP: GTA Funding	11/08/2022	01/18/2023	0.000	4.469	3,000,000.00	2,987,380.56	25,855.83	0.00	0.9914	48	0.13	0.0008
N/A	125475	ARP 21A CONSTR SBA	04/30/2021	12/01/2022	3.970	3.970	4,244,718.87	4,244,718.87	0.00	13,987.43	1.0000	0	0.00	0.0000
N/A	125844	Goldman Sachs M-Mkt	02/28/2022	12/01/2022	3.420	3.420	13,608,902.75	13,608,902.75	0.00	23,917.73	1.0000	0	0.00	0.0000
					3.040	3.683	20,853,621.62	20,841,002.18	25,855.83	37,905.16	0.9988	7	0.02	0.0001

Investment Report

December 1, 2022

<u>CUSIP</u>	<u>ContNo</u>	<u>Issuer</u>	<u>Purchase Date</u>	<u>Maturity Date</u>	<u>Coupon</u>	<u>Yield to Maturity</u>	<u>Current Par</u>	<u>Market Value</u>	<u>(Premium)/Discount</u>	<u>Accrued Interest</u>	<u>Original Cost</u>	<u>Days To Maturity</u>	<u>Duration</u>	<u>Convexity</u>
ALL REQUIREMENTS 2021B SUBORDINATE BOND PROCEED														
127145LF5	125506	MUNI: CACHE CNTY UT	05/27/2021	06/15/2025	3.000	0.660	1,975,000.00	1,911,171.62	(184,386.00)	27,320.83	1.0934	927	2.43	0.0738
160357XD6	125503	MUNI: CTY CHARLESTON	05/26/2021	03/01/2025	1.250	0.520	1,255,000.00	1,141,422.51	(34,098.35)	3,921.88	1.0272	821	2.22	0.0609
235308D75	125460	MUNI: DALLAS TX SCH	04/27/2021	08/15/2025	4.000	0.700	6,110,000.00	6,021,574.72	(852,528.30)	71,962.22	1.1395	988	2.56	0.0814
3133EMWH1	125451	FFCB	04/27/2021	04/21/2025	0.710	0.710	3,000,000.00	2,717,950.83	0.00	2,425.83	1.0000	872	2.37	0.0679
3135G05X7	125450	FNMA	04/27/2021	08/25/2025	0.375	0.692	3,000,000.00	2,666,940.00	40,470.00	3,000.00	0.9865	998	2.72	0.0870
35569PFG3	125498	MUNI: FREDERICK CNTY	05/17/2021	08/01/2025	3.000	0.637	1,630,000.00	1,576,139.91	(159,560.70)	16,300.00	1.0979	974	2.56	0.0806
37331NAJ0	125441	CORP:GEORGIA-PAC IFIC	04/27/2021	09/30/2025	1.750	1.130	4,000,000.00	3,775,484.59	(106,793.76)	11,861.11	1.0267	1,034	2.76	0.0919
62455BMT9	126141	CP: Mountcliff Fund	11/01/2022	12/27/2022	0.000	4.311	2,000,000.00	1,995,434.18	13,141.68	0.00	0.9934	26	0.07	0.0004
68609TT81	125499	MUNI: Oregon State	05/18/2021	08/01/2025	0.803	0.666	1,300,000.00	1,166,534.42	(7,371.00)	3,479.67	1.0057	974	2.64	0.0829
74256LEE5	125440	CORP: PRINCIPAL LIFE	04/27/2021	06/23/2025	1.250	1.070	5,000,000.00	4,688,876.66	(36,450.00)	27,430.56	1.0073	935	2.51	0.0771
74368CAX2	125443	CORP: PROTECTIVELIFE	04/27/2021	07/15/2025	1.170	1.168	2,375,000.00	2,217,531.32	(155.61)	10,497.50	1.0001	957	2.57	0.0805
78015K7H1	125439	CORP: ROYAL BK CA	04/27/2021	06/10/2025	1.150	1.005	5,000,000.00	4,680,066.60	(29,149.99)	27,312.50	1.0058	922	2.48	0.0753
880591EW8	125720	MUNI: TVA	12/08/2021	05/15/2025	0.750	1.082	5,000,000.00	4,546,191.67	55,850.00	1,666.67	0.9888	896	2.43	0.0714
91417K2W0	125496	MUNI: UNIV COLORADO	05/17/2021	06/01/2025	2.347	0.650	3,690,000.00	3,498,426.27	(249,185.70)	43,302.15	1.0675	913	2.41	0.0726
N/A	125431	Goldman Sachs M-Mkt	04/15/2021	12/01/2022	3.420	3.420	4,918,149.54	4,918,149.54	0.00	10,398.63	1.0000	0	0.00	0.0000
N/A	125476	ARP 21B SUB SBA	04/30/2021	12/01/2022	3.970	3.970	19,175,425.53	19,175,425.53	0.00	43,721.15	1.0000	0	0.00	0.0000
					2.423	2.008	69,428,575.07	66,697,320.37	(1,550,217.73)	304,600.70	1.0223	590	1.58	0.0485
ALL REQUIREMENTS CONTINGENCY														
74153WCL1	125397	CORP: PRICOA GL FD	03/25/2021	09/23/2024	2.400	0.610	1,000,000.00	971,079.03	(61,800.00)	4,533.33	1.0618	662	1.78	0.0416
79642B3M3	120585	MUNI: SANWTR	06/20/2017	05/15/2023	5.000	1.390	270,000.00	273,634.80	(55,047.60)	600.00	1.2039	165	0.45	0.0042
VP4560000	124582	Wells Fargo	11/04/2019	12/01/2022	3.540	3.540	108,892.66	108,892.66	0.00	309.59	1.0000	0	0.00	0.0000
					2.999	0.994	1,378,892.66	1,353,606.49	(116,847.60)	5,442.92	1.0847	512	1.38	0.0310
ALL REQUIREMENTS DEBT SERVICE 2015B														
2284K1QX4	126139	CP: CROWN POINT CAPL	11/01/2022	03/31/2023	0.000	5.223	925,000.00	915,333.51	19,438.11	0.00	0.9790	120	0.33	0.0026
313384DJ5	126165	FHLB DN	11/30/2022	03/22/2023	0.000	4.565	950,000.00	936,628.92	13,122.67	0.00	0.9862	111	0.30	0.0023
N/A	118434	Goldman Sachs M-Mkt	01/28/2016	12/01/2022	3.420	3.420	11,807.40	11,807.40	0.00	309.05	1.0000	0	0.00	0.0000
					0.021	4.880	1,886,807.40	1,863,769.83	32,560.78	309.05	0.9827	115	0.31	0.0025
ALL REQUIREMENTS DEBT SERVICE 2016A														
2284K1QX4	126140	CP: CROWN POINT CAPL	11/01/2022	03/31/2023	0.000	5.223	3,625,000.00	3,587,117.79	76,176.37	0.00	0.9790	120	0.33	0.0026
313384DJ5	126166	FHLB DN	11/30/2022	03/22/2023	0.000	4.565	3,700,000.00	3,647,923.17	51,109.36	0.00	0.9862	111	0.30	0.0023
N/A	118861	Goldman Sachs M-Mkt	05/12/2016	12/01/2022	3.420	3.420	58,262.43	58,262.43	0.00	1,197.25	1.0000	0	0.00	0.0000
					0.027	4.879	7,383,262.43	7,293,303.39	127,285.73	1,197.25	0.9828	115	0.31	0.0025

Investment Report

December 1, 2022

<u>CUSIP</u>	<u>ContNo</u>	<u>Issuer</u>	<u>Purchase Date</u>	<u>Maturity Date</u>	<u>Coupon</u>	<u>Yield to Maturity</u>	<u>Current Par</u>	<u>Market Value</u>	<u>(Premium)/Discount</u>	<u>Accrued Interest</u>	<u>Original Cost</u>	<u>Days To Maturity</u>	<u>Duration</u>	<u>Convexity</u>
ALL REQUIREMENTS DEBT SERVICE 2017A														
313384DJ5	126167	FHLB DN	11/30/2022	03/22/2023	0.000	4.565	550,000.00	542,258.85	7,597.34	0.00	0.9862	111	0.30	0.0023
N/A	120615	Goldman Sachs M-Mkt	06/30/2017	12/01/2022	3.420	3.420	38,466.65	38,466.65	0.00	846.63	1.0000	0	0.00	0.0000
					0.224	4.490	588,466.65	580,725.50	7,597.34	846.63	0.9871	104	0.28	0.0022
ALL REQUIREMENTS DEBT SERVICE 2017B														
2284K1QX4	126138	CP: CROWN POINT CAPL	11/01/2022	03/31/2023	0.000	5.223	650,000.00	643,207.33	13,659.21	0.00	0.9790	120	0.33	0.0026
313384DJ5	126168	FHLB DN	11/30/2022	03/22/2023	0.000	4.565	725,000.00	714,795.76	10,014.67	0.00	0.9862	111	0.30	0.0023
N/A	120616	Goldman Sachs M-Mkt	06/30/2017	12/01/2022	3.420	3.420	16,792.31	16,792.31	0.00	314.91	1.0000	0	0.00	0.0000
					0.041	4.858	1,391,792.31	1,374,795.40	23,673.88	314.91	0.9830	114	0.31	0.0024
ALL REQUIREMENTS DEBT SERVICE 2018A														
N/A	122318	Goldman Sachs M-Mkt	07/26/2018	12/01/2022	3.420	3.420	353,509.35	353,509.35	0.00	546.67	1.0000	0	0.00	0.0000
					3.420	3.420	353,509.35	353,509.35	0.00	546.67	1.0000	0	0.00	0.0000
ALL REQUIREMENTS DEBT SERVICE 2019A														
313384DJ5	126169	FHLB DN	11/30/2022	03/22/2023	0.000	4.565	625,000.00	616,203.24	8,633.34	0.00	0.9862	111	0.30	0.0023
N/A	124837	Goldman Sachs M-Mkt	11/25/2019	12/01/2022	3.420	3.420	11,206.07	11,206.07	0.00	911.85	1.0000	0	0.00	0.0000
					0.060	4.545	636,206.07	627,409.31	8,633.34	911.85	0.9864	109	0.30	0.0023
ALL REQUIREMENTS DEBT SERVICE 2019B														
N/A	124838	Goldman Sachs M-Mkt	11/25/2019	12/01/2022	3.420	3.420	308,316.20	308,316.20	0.00	495.47	1.0000	0	0.00	0.0000
					3.420	3.420	308,316.20	308,316.20	0.00	495.47	1.0000	0	0.00	0.0000
ALL REQUIREMENTS DEBT SERVICE 2021A														
N/A	125470	Goldman Sachs M-Mkt	04/30/2021	12/01/2022	3.420	3.420	307,969.06	307,969.06	0.00	629.09	1.0000	0	0.00	0.0000
					3.420	3.420	307,969.06	307,969.06	0.00	629.09	1.0000	0	0.00	0.0000
ALL REQUIREMENTS DEBT SERVICE 2021B														
313384DJ5	126170	FHLB DN	11/30/2022	03/22/2023	0.000	4.565	650,000.00	640,851.37	8,978.67	0.00	0.9862	111	0.30	0.0023
N/A	125477	Goldman Sachs M-Mkt	05/04/2021	12/01/2022	3.420	3.420	19,964.81	19,964.81	0.00	1,492.22	1.0000	0	0.00	0.0000
					0.102	4.531	669,964.81	660,816.18	8,978.67	1,492.22	0.9866	108	0.29	0.0023
ALL REQUIREMENTS GENERAL RESERVE														
3133ENUS7	125853	FFCB	04/18/2022	04/18/2024	2.580	2.580	500,000.00	485,253.33	0.00	1,540.83	1.0000	504	1.36	0.0259
31422XCS9	125394	FAMCA	03/16/2021	06/16/2023	0.200	0.200	1,000,000.00	973,006.67	0.00	916.67	1.0000	197	0.54	0.0056
372348BZ4	122077	CD: GENOA	02/28/2018	02/28/2023	2.550	2.550	245,000.00	243,850.53	0.00	51.35	1.0000	89	0.24	0.0019
87270LBF9	121723	CD: TIAA FSB	02/23/2018	02/23/2023	2.500	2.500	245,000.00	245,488.10	0.00	1,678.08	1.0000	84	0.23	0.0016
9128285U0	125708	US Treasury	11/18/2021	12/31/2023	2.625	0.560	3,000,000.00	2,966,517.16	(130,173.54)	32,955.16	1.0434	395	1.07	0.0176
VP4560000	124710	Wells Fargo	11/25/2019	12/01/2022	3.540	3.540	146,097.32	146,097.32	0.00	426.27	1.0000	0	0.00	0.0000
					2.165	0.959	5,136,097.32	5,060,213.11	(130,173.54)	37,568.36	1.0253	326	0.88	0.0140

Investment Report

December 1, 2022

<u>CUSIP</u>	<u>ContNo</u>	<u>Issuer</u>	<u>Purchase Date</u>	<u>Maturity Date</u>	<u>Coupon</u>	<u>Yield to Maturity</u>	<u>Current Par</u>	<u>Market Value</u>	<u>(Premium)/Discount</u>	<u>Accrued Interest</u>	<u>Original Cost</u>	<u>Days To Maturity</u>	<u>Duration</u>	<u>Convexity</u>
ALL REQUIREMENTS GENERAL RESERVE RPA														
3130ATRL3	126118	FHLB	10/24/2022	10/24/2023	4.750	4.776	1,000,000.00	1,005,881.90	250.00	4,881.94	0.9998	327	0.88	0.0127
313384DL0	126129	FHLB DN	10/21/2022	03/24/2023	0.000	4.378	1,200,000.00	1,182,810.06	21,765.33	0.00	0.9819	113	0.31	0.0024
53262RNL2	126161	CP: LIME FUNDING	11/30/2022	01/20/2023	0.000	4.417	1,000,000.00	995,619.02	6,134.17	0.00	0.9939	50	0.14	0.0008
VP4560000	124584	Wells Fargo	11/04/2019	12/01/2022	3.540	3.540	499,257.32	499,257.32	0.00	1,897.95	1.0000	0	0.00	0.0000
					1.762	4.383	3,699,257.32	3,683,568.30	28,149.50	6,779.89	0.9924	139	0.38	0.0044
ALL REQUIREMENTS O&M														
16536JMC8	126176	CP: CHESHAM FINANCE	11/30/2022	12/12/2022	0.000	3.878	6,000,000.00	5,994,197.27	7,640.00	0.00	0.9987	11	0.03	0.0002
254673MP8	125112	CD: Discover Bank	06/26/2020	02/22/2028	3.000	3.000	245,000.00	238,969.56	0.00	2,033.84	1.0000	1,909	4.83	0.2642
3130AJZJ1	125184	FHLB	08/25/2020	08/25/2023	0.320	0.320	444,444.44	428,061.48	0.00	379.26	1.0000	267	0.73	0.0089
404280BA6	125115	CORP: HSBC	06/26/2020	05/25/2023	3.600	1.525	500,000.00	497,736.53	(30,310.00)	300.00	1.0606	175	0.48	0.0046
68608VDV3	125401	MUNI: Oregon State	03/26/2021	05/01/2025	3.069	0.900	1,000,000.00	959,749.00	(87,050.00)	2,557.50	1.0871	882	2.34	0.0680
8648136U9	124457	MUNI: SUFFOLKVA	10/17/2019	02/01/2023	1.937	1.859	1,000,000.00	1,000,702.17	(2,480.00)	6,456.67	1.0025	62	0.17	0.0011
9128284D9	125838	US Treasury	03/23/2022	03/31/2023	2.500	1.587	5,000,000.00	4,987,498.71	(46,093.75)	21,291.21	1.0092	120	0.33	0.0027
9128284S6	125491	US Treasury	05/12/2021	05/31/2023	2.750	0.158	2,500,000.00	2,476,709.72	(132,372.77)	190.97	0.0016	181	0.50	0.0048
912828B66	123230	US Treasury	02/21/2019	02/15/2024	2.750	2.554	1,480,000.00	1,456,767.19	(13,489.47)	11,944.57	1.0091	441	1.19	0.0208
912828YM6	125836	US Treasury	03/18/2022	10/31/2024	1.500	1.035	1,000,000.00	943,837.68	(11,996.28)	1,318.68	0.0104	700	1.89	0.0459
949763NT9	125110	Wells Fargo	06/26/2020	02/28/2023	2.750	2.750	245,000.00	243,972.15	0.00	55.38	1.0000	89	0.24	0.0019
N/A	125279	All Req. SBA	11/05/2020	12/01/2022	3.970	3.970	52,372,490.28	52,372,490.28	0.00	110,312.49	1.0000	0	0.00	0.0000
VP4560000	124611	Wells Fargo	11/21/2019	12/01/2022	3.540	3.540	21,065,291.09	21,065,291.09	0.00	63,346.59	1.0000	0	0.00	0.0000
					3.401	3.489	92,852,225.81	92,665,982.83	(316,152.27)	220,187.16	0.9643	44	0.12	0.0026

Investment Report

December 1, 2022

<u>CUSIP</u>	<u>ContNo</u>	<u>Issuer</u>	<u>Purchase Date</u>	<u>Maturity Date</u>	<u>Coupon</u>	<u>Yield to Maturity</u>	<u>Current Par</u>	<u>Market Value</u>	<u>(Premium)/Discount</u>	<u>Accrued Interest</u>	<u>Original Cost</u>	<u>Days To Maturity</u>	<u>Duration</u>	<u>Convexity</u>
ALL REQUIREMENTS RENEWAL & REPLACEMENT														
037833BY5	125408	CORP: APPLE INC	03/30/2021	02/23/2026	3.250	1.233	1,500,000.00	1,484,462.84	(143,370.00)	13,270.83	1.0956	1,180	3.07	0.1131
05580AZJ6	125428	CD: BMW NA	04/16/2021	04/17/2023	0.200	0.200	250,000.00	245,953.68	0.00	61.64	1.0000	137	0.38	0.0032
06406HCX5	125834	CORP: Bank of NY	03/17/2022	09/11/2024	3.250	2.403	2,000,000.00	1,976,870.04	(40,600.00)	14,444.44	1.0203	650	1.73	0.0402
28377ONU5	125405	MUNI: EL PASO SCHOOL	03/29/2021	08/15/2026	5.000	0.996	1,500,000.00	1,530,709.08	(313,680.00)	22,083.33	1.2091	1,353	3.39	0.1373
3130A3KM5	121512	FHLB	12/29/2017	12/09/2022	2.500	2.265	1,000,000.00	1,009,738.55	(10,920.00)	11,953.55	1.0109	8	0.02	0.0001
3130ASRB7	126002	FHLB	07/29/2022	01/26/2024	3.400	3.400	1,000,000.00	995,027.22	0.00	11,522.22	1.0000	421	1.13	0.0193
313382AD5	125826	FHLB	03/16/2022	02/08/2023	2.150	1.200	1,000,000.00	1,000,548.61	(8,420.00)	6,748.61	1.0084	69	0.19	0.0013
3133EAG77	121753	FFCB	03/05/2018	08/07/2034	3.150	3.280	1,500,000.00	1,261,920.00	24,645.00	14,962.50	0.9836	4,267	9.79	1.0161
3133ELNE0	125809	FFCB	02/11/2022	02/14/2024	1.430	1.537	1,000,000.00	962,940.28	2,100.00	4,250.28	0.9979	440	1.19	0.0207
3133ENT345	126115	FFCB - Callable	10/17/2022	10/17/2023	4.500	4.500	1,500,000.00	1,506,515.02	0.00	8,250.00	1.0000	320	0.87	0.0123
31422XFN7	125473	FAMCA	05/03/2021	05/03/2024	0.350	0.350	1,000,000.00	937,267.22	0.00	272.22	1.0000	519	1.42	0.0270
59217GEE5	125363	CORP: METLIFE	01/29/2021	01/13/2023	1.950	0.260	700,000.00	703,182.25	(23,058.00)	5,232.50	1.0329	43	0.12	0.0007
64971XEK0	125399	MUNI: NYC Trans Fin	03/25/2021	08/01/2026	3.430	1.110	1,500,000.00	1,429,955.00	(180,225.00)	17,150.00	1.1202	1,339	3.44	0.1394
64971XEK0	125403	MUNI: NYC Trans Fin	03/29/2021	08/01/2026	3.430	1.106	1,500,000.00	1,429,955.00	(180,225.00)	17,150.00	1.1202	1,339	3.44	0.1394
882724RB5	125406	MUNI: STATE OF TEXAS	03/29/2021	10/01/2026	5.000	0.964	2,000,000.00	2,026,549.67	(431,860.00)	16,666.67	1.2159	1,400	3.52	0.1462
902273WX5	121455	MUNI: TYLER	12/08/2017	02/15/2026	5.000	1.870	700,000.00	746,793.19	(165,564.00)	10,271.74	1.2365	1,172	2.97	0.1084
9128284D9	125839	US Treasury	03/23/2022	03/31/2023	2.500	1.587	250,000.00	249,374.94	(2,304.69)	1,064.56	1.0092	120	0.33	0.0027
9128284S6	125489	US Treasury	05/12/2021	05/31/2023	2.750	0.158	1,000,000.00	990,683.89	(52,949.11)	76.39	0.0016	181	0.50	0.0048
912828R28	125857	US Treasury	04/18/2022	04/30/2023	1.625	1.808	500,000.00	493,849.04	936.01	714.29	0.9981	150	0.41	0.0037
91282CAP6	125688	US Treasury	10/29/2021	10/15/2023	0.125	0.486	1,000,000.00	958,739.69	7,031.78	163.19	0.9930	318	0.87	0.0118
91282CBD2	125340	US Treasury	01/21/2021	12/31/2022	0.125	0.131	750,000.00	745,242.92	88.20	401.04	0.9999	30	0.09	0.0005
91282CDB4	125662	US Treasury	10/20/2021	10/15/2024	0.625	0.710	500,000.00	463,996.40	1,253.75	402.40	0.9975	684	1.86	0.0440
92646LPF1	126149	CP: VICTORY REC	11/08/2022	02/15/2023	0.000	4.796	1,500,000.00	1,490,034.06	19,263.75	0.00	0.9872	76	0.21	0.0014
VP4560000	124585	Wells Fargo	11/04/2019	12/01/2022	3.540	3.540	4,563,994.97	4,563,994.97	0.00	7,244.78	1.0000	0	0.00	0.0000
					2.903	2.057	29,713,994.97	29,204,303.56	(1,497,857.31)	184,357.18	1.0150	748	1.87	0.0975
ALL REQUIREMENTS SOLAR O&M														
05531FBJ1	125618	CORP: Truist	09/02/2021	03/16/2023	2.200	0.359	500,000.00	499,090.84	(14,110.00)	2,291.67	1.0282	105	0.29	0.0022
32110YUT0	125723	CD: First Natl Bk Am	12/09/2021	11/29/2024	0.600	0.719	249,000.00	231,593.84	873.99	4.09	0.9965	729	1.98	0.0503
46849LTK7	125524	CORP: JACKSON NTL	06/10/2021	06/21/2024	2.650	0.844	930,000.00	915,943.11	(50,149.27)	10,953.33	1.0539	568	1.52	0.0321
89236THF5	125569	CORP: Toyota Motor	08/13/2021	08/14/2023	0.500	0.341	2,000,000.00	1,945,198.77	(6,340.00)	2,972.22	1.0032	256	0.70	0.0085
VP4560000	125040	Wells Fargo	04/27/2020	12/01/2022	3.540	3.540	50,052.10	50,052.10	0.00	146.16	1.0000	0	0.00	0.0000
					1.312	0.537	3,729,052.10	3,641,878.66	(69,725.28)	16,367.47	1.0187	342	0.92	0.0162
ALL REQUIREMENTS SUBORDINATE DEBT														
N/A	125086	Goldman Sachs M-Mkt	05/29/2020	12/01/2022	3.420	3.420	2.51	2.51	0.00	0.00	1.0000	0	0.00	0.0000
					3.420	3.420	2.51	2.51	0.00	0.00	1.0000	0	0.00	0.0000
ARP PLOAN DEBT SVC 2022 BNY														
X9X9USDADM1	126130	MORGAN STANLEY LIQ	10/25/2022	12/01/2022	3.370	3.370	60,734.98	60,734.98	0.00	38.04	1.0000	0	0.00	0.0000
					3.370	3.370	60,734.98	60,734.98	0.00	38.04	1.0000	0	0.00	0.0000

Investment Report

December 1, 2022

<u>CUSIP</u>	<u>ContNo</u>	<u>Issuer</u>	<u>Purchase Date</u>	<u>Maturity Date</u>	<u>Coupon</u>	<u>Yield to Maturity</u>	<u>Current Par</u>	<u>Market Value</u>	<u>(Premium)/Discount</u>	<u>Accrued Interest</u>	<u>Original Cost</u>	<u>Days To Maturity</u>	<u>Duration</u>	<u>Convexity</u>
ARP PLOAN PROJ FD 2022 BNY														
X9X9USDADM1	126088	MORGAN STANLEY LIQ	09/30/2022	12/01/2022	3.370	3.370	15,023,448.19	15,023,448.19	0.00	41,039.38	1.0000	0	0.00	0.0000
					3.370	3.370	15,023,448.19	15,023,448.19	0.00	41,039.38	1.0000	0	0.00	0.0000
		ARP Pool Summary			2.785	2.909	257,491,803.63	253,687,896.05	(3,407,358.52)	863,096.27	0.9951	284	0.75	0.0262
Bushnell Rate Stabilization Fund														
VP4560000	124580	Wells Fargo	11/04/2019	12/01/2022	3.540	3.540	78,789.98	78,789.98	0.00	230.64	1.0000	0	0.00	0.0000
					3.540	3.540	78,789.98	78,789.98	0.00	230.64	1.0000	0	0.00	0.0000
		BUSH Pool Summary			3.540	3.540	78,789.98	78,789.98	0.00	230.64	1.0000	0	0.00	0.0000
FMPA CLEWISTON PL 2021 DEBT SERVICE FUND														
N/A	126074	Goldman Sachs M-Mkt	08/31/2021	12/01/2022	3.420	3.420	26.20	26.20	0.00	0.06	1.0000	0	0.00	0.0000
					3.420	3.420	26.20	26.20	0.00	0.06	1.0000	0	0.00	0.0000
FMPA CLEWISTON PL 2021 PROCEEDS														
91282CBG5	125920	US Treasury	06/21/2022	01/31/2023	0.125	2.481	600,000.00	594,098.28	8,514.00	250.68	0.9858	61	0.17	0.0011
N/A	125651	Goldman Sachs M-Mkt	09/30/2021	12/01/2022	3.420	3.420	516,727.82	516,727.82	0.00	1,449.20	1.0000	0	0.00	0.0000
					1.650	2.916	1,116,727.82	1,110,826.10	8,514.00	1,699.88	0.9924	33	0.09	0.0006
FMPA CLEWISTON PL 2021 REVENUE & EXPENSE														
N/A	126075	Goldman Sachs M-Mkt	09/23/2022	12/01/2022	3.420	3.420	1.93	1.93	0.00	0.00	1.0000	0	0.00	0.0000
					3.420	3.420	1.93	1.93	0.00	0.00	1.0000	0	0.00	0.0000
		CLEW Pool Summary			1.650	2.916	1,116,755.95	1,110,854.23	8,514.00	1,699.94	0.9924	33	0.09	0.0006
FMPA Pool Loan Working Capital														
VP4560000	124586	Wells Fargo	11/04/2019	12/01/2022	3.540	3.540	8,235.56	8,235.56	0.00	24.27	1.0000	0	0.00	0.0000
					3.540	3.540	8,235.56	8,235.56	0.00	24.27	1.0000	0	0.00	0.0000
		FMPA Pool Summary			3.540	3.540	8,235.56	8,235.56	0.00	24.27	1.0000	0	0.00	0.0000
FMPA PL HOMESTEAD PROJECT FUND 2021														
89114QCD8	125547	CORP: TD BANK	07/16/2021	12/01/2022	1.900	0.210	260,000.00	262,470.00	(6,029.40)	2,470.00	1.0232	0	0.00	0.0000
91282CBG5	125925	US Treasury	06/21/2022	01/31/2023	0.125	2.481	500,000.00	495,081.90	7,095.00	208.90	0.9858	61	0.17	0.0011
N/A	125532	Goldman Sachs M-Mkt	06/28/2021	12/01/2022	3.420	3.420	5,667,438.18	5,667,438.18	0.00	12,956.31	1.0000	0	0.00	0.0000
					3.102	3.217	6,427,438.18	6,424,990.08	1,065.60	15,635.21	0.9998	5	0.02	0.0001
FMPA PL HOMESTEAD REVENUE EXPENSE FUND 2021														
N/A	125848	Goldman Sachs M-Mkt	03/25/2022	04/04/2042	3.420	3.420	3.05	3.05	0.00	0.00	1.0000	7,064	19.34	3.8368
					3.420	3.420	3.05	3.05	0.00	0.00	1.0000	7,064	19.34	3.8368
HOMESTEAD PL PROJECT FUND 2022														
N/A	126156	Goldman Sachs M-Mkt	11/17/2022	12/01/2022	3.420	3.420	6,509,000.00	6,509,000.00	0.00	7,997.67	1.0000	0	0.00	0.0000
					3.420	3.420	6,509,000.00	6,509,000.00	0.00	7,997.67	1.0000	0	0.00	0.0000
		HMST Pool Summary			3.262	3.319	12,936,441.23	12,933,993.13	1,065.60	23,632.88	0.9999	2	0.01	0.0001

Investment Report

December 1, 2022

<u>CUSIP</u>	<u>ContNo</u>	<u>Issuer</u>	<u>Purchase Date</u>	<u>Maturity Date</u>	<u>Coupon</u>	<u>Yield to Maturity</u>	<u>Current Par</u>	<u>Market Value</u>	<u>(Premium)/Discount</u>	<u>Accrued Interest</u>	<u>Original Cost</u>	<u>Days To Maturity</u>	<u>Duration</u>	<u>Convexity</u>
FMPA PL HOMESTEAD DEBT SERVICE 2021														
N/A	125650	Goldman Sachs M-Mkt	09/24/2021	12/01/2022	3.420	3.420	204.17	204.17	0.00	0.59	1.0000	0	0.00	0.0000
					3.420	3.420	204.17	204.17	0.00	0.59	1.0000	0	0.00	0.0000
			HOME Pool Summary		3.420	3.420	204.17	204.17	0.00	0.59	1.0000	0	0.00	0.0000
Kissimmee Rate Stabilization Fund														
VP4560000	124581	Wells Fargo	11/04/2019	12/01/2022	3.540	3.540	163.23	163.23	0.00	0.49	1.0000	0	0.00	0.0000
					3.540	3.540	163.23	163.23	0.00	0.49	1.0000	0	0.00	0.0000
			KUA Pool Summary		3.540	3.540	163.23	163.23	0.00	0.49	1.0000	0	0.00	0.0000
FMPA PL BUSHNELL Debt Service														
N/A	124748	Goldman Sachs M-Mkt	12/10/2019	12/01/2022	3.420	3.420	140.22	140.22	0.00	0.38	1.0000	0	0.00	0.0000
					3.420	3.420	140.22	140.22	0.00	0.38	1.0000	0	0.00	0.0000
FMPA PL BUSHNELL Revenue Fund														
N/A	125799	Goldman Sachs M-Mkt	02/01/2022	12/01/2022	3.420	3.420	1.65	1.65	0.00	0.00	1.0000	0	0.00	0.0000
					3.420	3.420	1.65	1.65	0.00	0.00	1.0000	0	0.00	0.0000
			POOL Pool Summary		3.420	3.420	141.87	141.87	0.00	0.38	1.0000	0	0.00	0.0000
St Lucie Contingency														
3130A0F70	126112	FHLB	10/12/2022	12/08/2023	3.375	4.490	1,000,000.00	1,001,308.75	12,463.92	16,218.75	0.9875	372	0.99	0.0159
6944PL2B4	125378	CORP: PACIFIC LIFE	02/19/2021	06/24/2025	1.200	0.849	500,000.00	468,388.06	(7,450.00)	2,666.67	1.0149	936	2.52	0.0773
9128284D9	125840	US Treasury	03/23/2022	03/31/2023	2.500	1.587	750,000.00	748,124.81	(6,914.06)	3,193.68	1.0092	120	0.33	0.0027
VP4560000	124587	Wells Fargo	11/04/2019	12/01/2022	3.540	3.540	77,909.28	77,909.28	0.00	228.00	1.0000	0	0.00	0.0000
					2.631	2.741	2,327,909.28	2,295,730.90	(1,900.14)	22,307.10	1.0008	400	1.07	0.0243
St Lucie Debt Service 2013A														
313384DJ5	126171	FHLB DN	11/30/2022	03/22/2023	0.000	4.565	250,000.00	246,481.30	3,453.33	0.00	0.9862	111	0.30	0.0023
X9X9USDADM1	123469	MORGAN STANLEY LIQ	03/05/2019	12/01/2022	3.370	3.370	11,952.98	11,952.98	0.00	368.07	1.0000	0	0.00	0.0000
					0.154	4.510	261,952.98	258,434.28	3,453.33	368.07	0.9868	106	0.29	0.0022
ST LUCIE DEBT SERVICE 2021A														
313384DJ5	126172	FHLB DN	11/30/2022	03/22/2023	0.000	4.565	575,000.00	566,906.98	7,942.67	0.00	0.9862	111	0.30	0.0023
X9X9USDADM1	125669	MORGAN STANLEY LIQ	10/20/2021	12/01/2022	3.370	3.370	12,441.13	12,441.13	0.00	1,130.75	1.0000	0	0.00	0.0000
					0.071	4.539	587,441.13	579,348.11	7,942.67	1,130.75	0.9865	109	0.30	0.0023
ST LUCIE DEBT SERVICE 2021B														
313384DJ5	126173	FHLB DN	11/30/2022	03/22/2023	0.000	4.565	275,000.00	271,129.42	3,798.67	0.00	0.9862	111	0.30	0.0023
X9X9USDADM1	126049	MORGAN STANLEY LIQ	07/27/2022	12/01/2022	3.370	3.370	11,685.03	11,685.03	0.00	402.31	1.0000	0	0.00	0.0000
					0.137	4.516	286,685.03	282,814.45	3,798.67	402.31	0.9867	106	0.29	0.0022

Investment Report

December 1, 2022

<u>CUSIP</u>	<u>ContNo</u>	<u>Issuer</u>	<u>Purchase Date</u>	<u>Maturity Date</u>	<u>Coupon</u>	<u>Yield to Maturity</u>	<u>Current Par</u>	<u>Market Value</u>	<u>(Premium)/Discount</u>	<u>Accrued Interest</u>	<u>Original Cost</u>	<u>Days To Maturity</u>	<u>Duration</u>	<u>Convexity</u>
St Lucie Decommissioning														
3133X8L34	109995	FHLB	07/28/2010	09/09/2024	5.365	3.850	500,000.00	512,217.64	(81,857.15)	6,110.14	1.1637	648	1.70	0.0393
912828B66	116602	US Treasury	02/28/2014	02/15/2024	2.750	2.640	400,000.00	393,720.86	(3,828.12)	3,228.26	1.0096	441	1.19	0.0208
91282CAZ4	125722	US Treasury	12/08/2021	11/30/2025	0.375	1.165	4,000,000.00	3,525,037.44	122,451.84	41.44	0.9694	1,095	2.99	0.1033
91282CBG5	125766	US Treasury	01/18/2022	01/31/2023	0.125	0.515	500,000.00	495,081.90	2,010.96	208.90	0.9960	61	0.17	0.0011
912833LQ1	116678	US Treasury	03/31/2014	02/15/2024	0.000	2.876	2,115,000.00	1,996,006.93	519,380.55	0.00	0.7544	441	1.21	0.0138
X9X9USDADM1	123464	MORGAN STANLEY LIQ	03/06/2019	12/01/2022	3.370	3.370	99,897,697.72	99,897,697.72	0.00	17,845.32	1.0000	0	0.00	0.0000
					3.184	3.264	107,412,697.72	106,819,762.49	558,158.08	27,434.06	0.9948	54	0.15	0.0044
St Lucie General Reserve														
05914GAC2	125396	MUNI: BALTIMORE CNTY	03/22/2021	08/01/2023	0.240	0.216	1,000,000.00	968,115.50	(570.00)	800.00	1.0006	243	0.66	0.0077
06406FAC7	122918	CORP: Bank of NY	12/21/2018	05/04/2026	2.800	3.670	2,000,000.00	1,937,971.42	111,512.24	4,200.00	0.9442	1,250	3.28	0.1269
3130A0XE53	126038	FHLB	08/15/2022	03/08/2024	3.250	3.332	950,000.00	942,131.48	1,146.48	7,164.36	0.9988	463	1.24	0.0226
3130ASX87	126042	FHLB	08/15/2022	08/15/2023	3.250	3.279	3,000,000.00	2,999,911.94	840.00	29,250.00	0.9997	257	0.70	0.0087
3130ATER4	126087	FHLB	09/29/2022	09/29/2023	4.125	4.323	800,000.00	802,384.54	1,534.08	5,683.33	0.9981	302	0.82	0.0112
3130ATRL3	126120	FHLB	10/24/2022	10/24/2023	4.750	4.776	2,800,000.00	2,816,469.32	700.00	13,669.44	0.9998	327	0.88	0.0127
3132X0L33	124992	FAMCA	03/30/2020	02/21/2023	2.770	0.783	500,000.00	500,797.22	(28,350.00)	3,847.22	1.0567	82	0.22	0.0016
313384EF28	126111	FHLB DN	10/12/2022	04/12/2023	0.000	4.233	1,000,000.00	983,202.94	20,727.78	0.00	0.9793	132	0.36	0.0030
3133EHVV1	122914	Wells Fargo	12/20/2018	09/01/2026	2.400	2.991	2,000,000.00	1,858,450.00	80,720.00	12,000.00	0.9596	1,370	3.58	0.1492
3133ENT345	126114	FFCB - Callable	10/17/2022	10/17/2023	4.500	4.500	1,500,000.00	1,506,515.02	0.00	8,250.00	1.0000	320	0.87	0.0123
3135G04Q3	126039	FNMA	08/12/2022	05/22/2023	0.250	3.170	1,500,000.00	1,469,478.45	33,392.27	93.23	0.9777	172	0.47	0.0045
31422XB50	125995	FAMCA	07/28/2022	07/28/2025	3.630	3.666	1,500,000.00	1,500,465.75	1,500.00	18,603.75	0.9990	970	2.53	0.0795
387883YY1	125021	MUNI Grant Cnty Util	04/20/2020	01/01/2023	1.544	1.001	1,050,000.00	1,051,863.58	(15,151.50)	6,755.00	1.0144	31	0.09	0.0005
40060XP95	126158	CP: GTA Funding	11/30/2022	02/09/2023	0.000	4.510	500,000.00	496,938.68	4,348.75	0.00	0.9913	70	0.19	0.0013
404280BA6	124986	CORP: HSBC	03/11/2020	05/25/2023	3.600	1.650	1,000,000.00	995,473.07	(60,620.00)	600.00	1.0606	175	0.48	0.0046
492674PNO	124980	Muni: Kettering, OH	03/10/2020	12/01/2023	2.000	0.859	280,000.00	275,673.72	(11,691.56)	2,800.00	1.0418	365	0.98	0.0154
59217GEE5	125360	CORP: METLIFE	01/29/2021	01/13/2023	1.950	0.260	1,000,000.00	1,004,546.06	(32,940.00)	7,475.00	1.0329	43	0.12	0.0007
606822AU8	124983	CORP: Mitsubishi UFG	03/10/2020	03/02/2025	3.777	1.625	1,000,000.00	1,000,922.44	(102,520.00)	9,337.58	1.1025	822	2.16	0.0600
64972CZ63	124988	MUNI:NYC HSG DEV	03/25/2020	05/01/2023	3.121	2.500	500,000.00	497,418.17	(9,195.00)	1,300.42	1.0184	151	0.41	0.0037
720424D64	125494	MUNI: PIERCE CNTY SC	05/13/2021	12/01/2024	0.681	0.435	1,000,000.00	918,300.00	(8,120.00)	3,405.00	1.0081	731	1.99	0.0498
89236THF5	125570	CORP: Toyota Motor	08/13/2021	08/14/2023	0.500	0.341	2,000,000.00	1,945,198.77	(6,340.00)	2,972.22	1.0032	256	0.70	0.0085
89236THU2	125331	CORP: Toyota Motor	01/11/2021	01/11/2024	0.450	0.373	2,500,000.00	2,391,343.64	(5,750.00)	4,375.00	1.0023	406	1.11	0.0180
91282CDB4	125664	US Treasury	10/20/2021	10/15/2024	0.625	0.710	2,000,000.00	1,855,985.59	5,014.98	1,609.59	0.9975	684	1.86	0.0440
91282CEQ0	125988	US Treasury	07/21/2022	05/15/2025	2.750	3.240	1,500,000.00	1,438,017.70	19,687.50	1,823.20	0.9869	896	2.39	0.0703
92818NGL6	124604	MUNI: VA STATE	11/20/2019	11/01/2024	2.200	2.101	2,000,000.00	1,911,339.67	(9,260.00)	3,666.67	1.0046	701	1.89	0.0459
VP4560000	124588	Wells Fargo	11/04/2019	12/01/2022	3.540	3.540	1,675,948.48	1,675,948.48	0.00	2,448.47	1.0000	0	0.00	0.0000
					2.342	2.511	36,555,948.48	35,744,863.15	(9,383.98)	152,129.48	1.0003	489	1.31	0.0347

Investment Report

December 1, 2022

<u>CUSIP</u>	<u>ContNo</u>	<u>Issuer</u>	<u>Purchase Date</u>	<u>Maturity Date</u>	<u>Coupon</u>	<u>Yield to Maturity</u>	<u>Current Par</u>	<u>Market Value</u>	<u>(Premium)/Discount</u>	<u>Accrued Interest</u>	<u>Original Cost</u>	<u>Days To Maturity</u>	<u>Duration</u>	<u>Convexity</u>
ST LUCIE NUCLEAR FUEL STABILIZATION														
0347M3R48	126109	CP: Anglesea Funding	10/12/2022	04/04/2023	0.000	4.812	1,500,000.00	1,483,807.73	33,640.00	0.00	0.9776	124	0.34	0.0028
62455BNX9	126068	CP: Mountcliff Fund	08/30/2022	01/31/2023	0.000	3.582	1,000,000.00	999,126.32	14,886.67	0.00	0.9851	61	0.17	0.0011
62455BQP3	126071	CP: Mountcliff Fund	08/30/2022	03/23/2023	0.000	3.885	1,000,000.00	990,239.62	21,354.17	0.00	0.9786	112	0.31	0.0024
VP4560000	124589	Wells Fargo	11/04/2019	12/01/2022	3.540	3.540	1,576,650.08	1,576,650.08	0.00	2,426.57	1.0000	0	0.00	0.0000
					1.099	3.992	5,076,650.08	5,049,823.75	69,880.84	2,426.57	0.9862	71	0.19	0.0015
St Lucie O&M														
59217GEE5	125357	CORP: METLIFE	01/29/2021	01/13/2023	1.950	0.260	1,000,000.00	1,004,546.06	(32,940.00)	7,475.00	1.0329	43	0.12	0.0007
9128284S6	125490	US Treasury	05/12/2021	05/31/2023	2.750	0.158	1,000,000.00	990,683.89	(52,949.11)	76.39	0.0016	181	0.50	0.0048
91282CDV0	125789	US Treasury	01/31/2022	01/31/2024	0.875	1.172	1,000,000.00	957,455.59	5,859.38	2,924.59	0.9941	426	1.16	0.0195
N/A	125280	ST LUCIE SBA	11/05/2020	12/01/2022	3.970	3.970	5,778,675.57	5,778,675.57	0.00	18,144.11	1.0000	0	0.00	0.0000
VP4560000	124612	Wells Fargo	11/21/2019	12/01/2022	3.540	3.540	3,006,302.34	3,006,302.34	0.00	3,132.71	1.0000	0	0.00	0.0000
					3.323	2.985	11,784,977.91	11,737,663.45	(80,029.73)	31,752.80	0.9176	55	0.15	0.0021
St Lucie R&R														
05580AZL1	125438	CD: BMW NA	04/23/2021	10/23/2023	0.300	0.300	250,000.00	240,717.42	0.00	80.14	1.0000	326	0.89	0.0123
19464VEB2	125514	MUNI: COLLIER CNTY	06/09/2021	10/01/2024	2.000	0.500	1,000,000.00	949,993.33	(49,190.00)	3,333.33	1.0492	670	1.80	0.0424
3135G04Q3	126041	FNMA	08/12/2022	05/22/2023	0.250	3.170	700,000.00	685,756.61	15,583.06	43.51	0.9777	172	0.47	0.0045
38149MNV2	125478	CD: GOLDMAN SACHS	05/05/2021	05/05/2023	0.150	0.150	250,000.00	245,311.34	0.00	26.71	1.0000	155	0.42	0.0038
40060XP95	126159	CP: GTA Funding	11/30/2022	02/09/2023	0.000	4.510	500,000.00	496,938.68	4,348.75	0.00	0.9913	70	0.19	0.0013
46849LTK7	125523	CORP: JACKSON NTL	06/10/2021	06/21/2024	2.650	0.844	560,000.00	551,535.64	(30,197.41)	6,595.56	1.0539	568	1.52	0.0321
59217GEE5	125359	CORP: METLIFE	01/29/2021	01/13/2023	1.950	0.260	500,000.00	502,273.03	(16,470.00)	3,737.50	1.0329	43	0.12	0.0007
91282CDB4	125663	US Treasury	10/20/2021	10/15/2024	0.625	0.710	1,000,000.00	927,992.79	2,507.49	804.79	0.9975	684	1.86	0.0440
VP4560000	124590	Wells Fargo	11/04/2019	12/01/2022	3.540	3.540	1,863,298.45	1,863,298.45	0.00	1,839.11	1.0000	0	0.00	0.0000
					1.807	1.962	6,623,298.45	6,463,817.29	(73,418.11)	16,460.65	1.0111	297	0.81	0.0170
		STL Pool Summary			2.870	3.056	170,917,561.06	169,232,257.87	478,501.63	254,411.79	0.9910	162	0.44	0.0114
Stanton Contingency														
3130ARQ61	125890	FHLB	05/25/2022	10/21/2024	2.200	2.210	900,000.00	878,305.00	225.00	2,200.00	0.9998	690	1.85	0.0446
VP4560000	124591	Wells Fargo	11/04/2019	12/01/2022	3.540	3.540	199,040.50	199,040.50	0.00	582.66	1.0000	0	0.00	0.0000
					2.443	2.451	1,099,040.50	1,077,345.50	225.00	2,782.66	0.9998	565	1.51	0.0365

Investment Report

December 1, 2022

<u>CUSIP</u>	<u>ContNo</u>	<u>Issuer</u>	<u>Purchase Date</u>	<u>Maturity Date</u>	<u>Coupon</u>	<u>Yield to Maturity</u>	<u>Current Par</u>	<u>Market Value</u>	<u>(Premium)/Discount</u>	<u>Accrued Interest</u>	<u>Original Cost</u>	<u>Days To Maturity</u>	<u>Duration</u>	<u>Convexity</u>
Stanton General Reserve														
15060YSN1	125991	CP: CEDRSP	07/22/2022	05/22/2023	0.000	3.940	1,000,000.00	985,088.81	31,770.83	0.00	0.9682	172	0.47	0.0044
3130ATER4	126079	FHLB	09/29/2022	09/29/2023	4.125	4.323	350,000.00	351,043.24	671.17	2,486.46	0.9981	302	0.82	0.0112
313384DL0	126128	FHLB DN	10/21/2022	03/24/2023	0.000	4.378	800,000.00	788,540.04	14,510.22	0.00	0.9819	113	0.31	0.0024
576051VX1	125492	MUNI: MASSWTR	05/13/2021	08/01/2024	1.862	0.413	1,000,000.00	952,926.67	(46,250.00)	6,206.67	1.0463	609	1.64	0.0359
57629WDG2	125845	CORP: MASSMUTUAL	04/01/2022	03/21/2025	2.800	2.980	800,000.00	780,907.30	4,071.36	4,355.56	0.9949	841	2.23	0.0630
59217GEE5	125361	CORP: METLIFE	01/29/2021	01/13/2023	1.950	0.260	500,000.00	502,273.03	(16,470.00)	3,737.50	1.0329	43	0.12	0.0007
64952WEK5	125761	CORP: NYLIFE	01/18/2022	01/14/2025	1.450	1.350	600,000.00	570,069.71	(1,751.53)	3,310.83	1.0029	775	2.08	0.0551
742718EB1	125585	CORP: Procter & Gamb	08/26/2021	08/15/2023	3.100	0.246	1,000,000.00	997,935.91	(56,030.00)	9,127.78	1.0560	257	0.70	0.0088
75951AAJ7	125641	CORP: Reliance Stand	09/30/2021	09/19/2023	3.850	0.565	1,000,000.00	1,000,819.81	(64,250.00)	7,700.00	1.0643	292	0.79	0.0107
91282CDB4	125665	US Treasury	10/20/2021	10/15/2024	0.625	0.710	2,000,000.00	1,855,985.59	5,014.98	1,609.59	0.9975	684	1.86	0.0440
VP4560000	124592	Wells Fargo	11/04/2019	12/01/2022	3.540	3.540	533,183.96	533,183.96	0.00	1,390.63	1.0000	0	0.00	0.0000
					1.824	1.754	9,583,183.96	9,318,774.07	(128,712.97)	39,925.02	1.0134	423	1.14	0.0248
Stanton O&M														
2284K1MC4	126105	CP: CROWN POINT CAPL	10/12/2022	12/12/2022	0.000	4.063	500,000.00	499,516.44	3,371.94	0.00	0.9933	11	0.03	0.0002
91282CBE0	125792	US Treasury	01/31/2022	01/15/2024	0.125	1.146	500,000.00	473,927.32	9,843.75	236.07	0.9803	410	1.12	0.0181
N/A	125281	STANTON SBA	11/05/2020	12/01/2022	3.970	3.970	3,874,243.20	3,874,243.20	0.00	5,359.59	1.0000	0	0.00	0.0000
VP4560000	124615	Wells Fargo	11/21/2019	12/01/2022	3.540	3.540	435,763.84	435,763.84	0.00	2,609.40	1.0000	0	0.00	0.0000
					3.199	3.678	5,310,007.04	5,283,450.80	13,215.69	8,205.06	0.9975	40	0.11	0.0017
Stanton R&R														
0347M3R48	126108	CP: Anglesea Funding	10/12/2022	04/04/2023	0.000	4.812	700,000.00	692,443.61	15,698.66	0.00	0.9776	124	0.34	0.0028
313384BC2	125985	FHLB	07/15/2022	01/27/2023	0.000	3.040	1,500,000.00	1,489,085.15	24,091.67	0.00	0.9839	57	0.16	0.0010
40060XP95	126157	CP: GTA Funding	11/30/2022	02/09/2023	0.000	4.510	1,000,000.00	993,877.35	8,697.50	0.00	0.9913	70	0.19	0.0013
92818NGL6	124605	MUNI: VA STATE	11/20/2019	11/01/2024	2.200	2.101	115,000.00	109,902.03	(532.45)	210.83	1.0046	701	1.89	0.0459
VP4560000	124596	Wells Fargo	11/04/2019	12/01/2022	3.540	3.540	1,506,756.91	1,506,756.91	0.00	3,985.94	1.0000	0	0.00	0.0000
					1.159	3.736	4,821,756.91	4,792,065.05	47,955.38	4,196.77	0.9901	67	0.18	0.0021
		STN Pool Summary			2.053	2.741	20,813,988.41	20,471,635.42	(67,316.90)	55,109.51	1.0032	250	0.68	0.0143
Stanton II Contingency														
89236THU2	125334	CORP: Toyota Motor	01/11/2021	01/11/2024	0.450	0.373	500,000.00	478,268.72	(1,150.00)	875.00	1.0023	406	1.11	0.0180
91282CDB4	125667	US Treasury	10/20/2021	10/15/2024	0.625	0.710	500,000.00	463,996.40	1,253.75	402.40	0.9975	684	1.86	0.0440
VP4560000	124593	Wells Fargo	11/04/2019	12/01/2022	3.540	3.540	134,056.43	134,056.43	0.00	392.40	1.0000	0	0.00	0.0000
					0.892	0.896	1,134,056.43	1,076,321.55	103.75	1,669.80	0.9999	481	1.31	0.0273
STANTON II DEBT SERVICE 2017A														
X9X9USDADM1	123460	MORGAN STANLEY LIQ	03/12/2019	12/01/2022	3.370	3.370	148,837.64	148,837.64	0.00	225.10	1.0000	0	0.00	0.0000
					3.370	3.370	148,837.64	148,837.64	0.00	225.10	1.0000	0	0.00	0.0000

Investment Report

December 1, 2022

<u>CUSIP</u>	<u>ContNo</u>	<u>Issuer</u>	<u>Purchase Date</u>	<u>Maturity Date</u>	<u>Coupon</u>	<u>Yield to Maturity</u>	<u>Current Par</u>	<u>Market Value</u>	<u>(Premium)/Discount</u>	<u>Accrued Interest</u>	<u>Original Cost</u>	<u>Days To Maturity</u>	<u>Duration</u>	<u>Convexity</u>
STANTON II DEBT SERVICE 2017B														
313384DJ5	126174	FHLB DN	11/30/2022	03/22/2023	0.000	4.565	950,000.00	936,628.92	13,122.67	0.00	0.9862	111	0.30	0.0023
X9X9USDADM1	123461	MORGAN STANLEY LIQ	03/12/2019	12/01/2022	3.370	3.370	9,805.44	9,805.44	0.00	1,346.57	1.0000	0	0.00	0.0000
					0.034	4.553	959,805.44	946,434.36	13,122.67	1,346.57	0.9863	110	0.30	0.0023
STANTON II DEBT SERVICE 2022A														
313384DJ5	126175	FHLB DN	11/30/2022	03/22/2023	0.000	4.565	1,200,000.00	1,183,110.22	16,576.00	0.00	0.9862	111	0.30	0.0023
X9X9USDADM1	126019	MORGAN STANLEY LIQ	07/27/2022	12/01/2022	3.370	3.370	7,140.34	7,140.34	0.00	1,872.72	1.0000	0	0.00	0.0000
					0.020	4.558	1,207,140.34	1,190,250.56	16,576.00	1,872.72	0.9863	110	0.30	0.0023
STANTON II DEBT SERVICE POOLED LOAN 2020-1														
N/A	125215	Goldman Sachs M-Mkt	09/28/2020	12/01/2022	3.420	3.420	105.09	105.09	0.00	0.30	1.0000	0	0.00	0.0000
					3.420	3.420	105.09	105.09	0.00	0.30	1.0000	0	0.00	0.0000

Investment Report

December 1, 2022

<u>CUSIP</u>	<u>ContNo</u>	<u>Issuer</u>	<u>Purchase Date</u>	<u>Maturity Date</u>	<u>Coupon</u>	<u>Yield to Maturity</u>	<u>Current Par</u>	<u>Market Value</u>	<u>(Premium)/Discount</u>	<u>Accrued Interest</u>	<u>Original Cost</u>	<u>Days To Maturity</u>	<u>Duration</u>	<u>Convexity</u>
Stanton II General Reserve														
00344NXX7	125516	MUNI: ABILENE TX	06/09/2021	02/15/2025	0.997	0.589	1,105,000.00	1,021,236.15	(16,398.20)	3,243.85	1.0148	807	2.19	0.0595
035771W67	123871	MUNI: CITY ANNAPOLIS	06/25/2019	08/01/2026	2.901	2.482	360,000.00	332,339.22	(9,756.00)	3,481.20	1.0271	1,339	3.47	0.1409
14042RMC2	123874	CD: CAPITAL 1 NA	06/26/2019	06/26/2023	2.250	2.250	249,000.00	248,115.15	0.00	2,425.19	1.0000	207	0.56	0.0063
14042TAX5	123873	CD: CAPITAL 1 NA	06/26/2019	06/26/2023	2.250	2.250	249,000.00	248,115.15	0.00	2,425.19	1.0000	207	0.56	0.0063
15118RRP4	124230	CD: CELTIC BANK	08/30/2019	08/30/2027	2.000	2.000	250,000.00	231,456.17	0.00	13.70	1.0000	1,733	4.52	0.2345
23223PFG7	125294	MUNI: Cuyahoga Cnty	12/04/2020	12/01/2023	1.828	0.300	1,000,000.00	971,036.00	(45,470.00)	9,140.00	1.0455	365	0.99	0.0153
254673ZL3	124129	CD: Discover Bank	08/28/2019	06/26/2026	2.650	2.200	250,000.00	242,341.77	(7,092.50)	2,867.81	1.0284	1,303	3.39	0.1354
3130A0F70	126113	FHLB	10/12/2022	12/08/2023	3.375	4.490	2,000,000.00	2,002,617.50	24,927.84	32,437.50	0.9875	372	0.99	0.0159
3130ASRB7	126004	FHLB	07/29/2022	01/26/2024	3.400	3.400	700,000.00	696,519.06	0.00	8,065.56	1.0000	421	1.13	0.0193
3130ATRL3	126119	FHLB	10/24/2022	10/24/2023	4.750	4.776	1,000,000.00	1,005,881.90	250.00	4,881.94	0.9998	327	0.88	0.0127
31315PZS1	125349	FAMCA	01/20/2021	01/24/2023	2.130	2.156	300,000.00	300,367.25	150.00	2,254.25	0.9995	54	0.15	0.0009
38149MBW2	123875	CD: GOLDMAN SACHS	06/26/2019	06/26/2023	2.350	2.350	249,000.00	248,360.56	0.00	2,532.98	1.0000	207	0.56	0.0063
40060XNJ5	126147	CP: GTA Funding	11/08/2022	01/18/2023	0.000	4.469	1,000,000.00	995,793.52	8,618.61	0.00	0.9914	48	0.13	0.0008
404280BA6	124985	CORP: HSBC	03/11/2020	05/25/2023	3.600	1.650	1,000,000.00	995,473.07	(60,620.00)	600.00	1.0606	175	0.48	0.0046
4423315T7	124242	MUNI: HOUSTON	09/10/2019	03/01/2024	1.950	1.845	500,000.00	484,389.47	(2,255.00)	2,450.97	1.0045	456	1.23	0.0219
45506DWT8	123872	MUNI: INDIANA STATE	06/25/2019	07/01/2027	2.816	2.532	950,000.00	869,291.17	(19,475.00)	11,146.67	1.0205	1,673	4.28	0.2082
459200HP9	123963	CORP: IBM	07/15/2019	08/01/2023	3.375	2.423	500,000.00	501,206.63	(18,235.00)	5,625.00	1.0365	243	0.66	0.0081
61760AV55	124127	CD: MORGAN	08/28/2019	08/22/2024	2.000	2.000	250,000.00	241,539.65	0.00	1,383.56	1.0000	630	1.69	0.0382
64966MEB1	124124	MUNI: NYC	08/28/2019	08/01/2027	2.520	2.128	300,000.00	269,038.20	(8,526.00)	2,520.00	1.0284	1,704	4.39	0.2181
64966MGL7	123854	MUNI: NYC Trans Fin	06/21/2019	12/01/2024	2.900	2.355	2,875,000.00	2,762,716.88	(79,522.50)	42,382.29	1.0277	731	1.93	0.0490
67869TAD7	123970	MUNI: OKL CNTY SD	07/15/2019	06/01/2024	2.650	2.260	1,000,000.00	969,850.00	(17,870.00)	13,470.83	1.0179	548	1.47	0.0302
68607VT54	123966	MUNI: OREGON LOTTERY	07/15/2019	04/01/2025	2.946	2.270	1,000,000.00	963,661.83	(35,860.00)	4,991.83	1.0359	852	2.26	0.0640
73474TAR1	123965	MUNI: PORT OF MORROW	07/15/2019	09/01/2025	2.302	2.423	500,000.00	466,009.47	3,435.00	2,909.47	0.9931	1,005	2.67	0.0861
73723RH6	124121	MUNI: CITY OF PORTS	08/28/2019	02/01/2027	2.000	1.967	500,000.00	447,808.47	(1,140.00)	3,315.22	1.0023	1,523	3.99	0.1815
74153WCM9	125522	CORP: PRICOA GL FD	06/10/2021	09/01/2025	0.800	0.860	895,000.00	822,820.79	2,225.31	1,790.00	0.9975	1,005	2.72	0.0884
864784GR8	125296	MUNI: SUFFOLKVA	12/04/2020	06/01/2024	0.750	0.391	1,000,000.00	937,496.00	(12,440.00)	3,750.00	1.0124	548	1.49	0.0302
88213AGC3	124126	MUNI: TEXAS A&M UNIV	08/28/2019	05/15/2027	2.508	2.058	100,000.00	90,045.85	(3,175.00)	110.85	1.0318	1,626	4.24	0.2031
88213AHL2	123968	MUNI: TEXAS A&M UNIV	07/15/2019	05/15/2024	2.884	2.215	500,000.00	487,188.89	(15,195.00)	640.89	1.0304	531	1.43	0.0283
91282CDB4	125666	US Treasury	10/20/2021	10/15/2024	0.625	0.710	2,000,000.00	1,855,985.59	5,014.98	1,609.59	0.9975	684	1.86	0.0440
91282CDS7	125762	US Treasury	01/18/2022	01/15/2025	1.125	1.202	5,000,000.00	4,664,399.10	11,300.00	21,246.60	0.9977	776	2.10	0.0552
VP4560000	124594	Wells Fargo	11/04/2019	12/01/2022	3.540	3.540	1,038,122.02	1,038,122.02	0.00	3,399.91	1.0000	0	0.00	0.0000
					2.144	2.105	28,620,122.02	27,411,222.48	(297,108.46)	197,112.85	1.0104	655	1.75	0.0509

Investment Report

December 1, 2022

<u>CUSIP</u>	<u>ContNo</u>	<u>Issuer</u>	<u>Purchase Date</u>	<u>Maturity Date</u>	<u>Coupon</u>	<u>Yield to Maturity</u>	<u>Current Par</u>	<u>Market Value</u>	<u>(Premium)/Discount</u>	<u>Accrued Interest</u>	<u>Original Cost</u>	<u>Days To Maturity</u>	<u>Duration</u>	<u>Convexity</u>
Stanton II O&M														
05565EBM6	125647	CORP: BMW	10/01/2021	04/06/2023	3.800	0.436	1,000,000.00	1,003,275.31	(50,700.00)	5,805.56	1.0507	126	0.34	0.0029
110122CY2	125630	CORP: Bristol-Myers	09/13/2021	02/15/2023	2.750	0.389	800,000.00	803,627.34	(26,760.00)	6,477.78	1.0335	76	0.21	0.0015
3135G05T6	125536	FNMA	07/08/2021	08/18/2023	0.350	0.291	1,000,000.00	971,242.87	(1,250.00)	1,001.39	1.0013	260	0.71	0.0086
377373AL9	125520	CORP: GLAXOSMITH	06/10/2021	10/01/2023	0.534	0.373	1,000,000.00	966,888.64	(3,690.00)	890.00	1.0037	304	0.83	0.0111
53262RNL2	126162	CP: LIME FUNDING	11/30/2022	01/20/2023	0.000	4.417	1,000,000.00	995,619.02	6,134.17	0.00	0.9939	50	0.14	0.0008
62455BMD4	126106	CP: Mountcliff Fund	10/12/2022	12/13/2022	0.000	3.930	1,000,000.00	998,945.05	6,630.56	0.00	0.9934	12	0.03	0.0002
91282CBE0	125791	US Treasury	01/31/2022	01/15/2024	0.125	1.146	500,000.00	473,927.32	9,843.74	236.07	0.9803	410	1.12	0.0181
N/A	125282	STANTON II SBA	11/05/2020	12/01/2022	3.970	3.970	2,851,491.73	2,851,491.73	0.00	9,511.57	1.0000	0	0.00	0.0000
VP4560000	125385	Wells Fargo	12/31/2020	12/01/2022	3.540	3.540	1,000,299.40	1,000,299.40	0.00	3,567.60	1.0000	0	0.00	0.0000
					2.148	2.482	10,151,791.13	10,065,316.68	(59,791.53)	27,489.97	1.0059	100	0.28	0.0033
STANTON II PROJECT FUND 2020 POOLED LOAN														
N/A	125118	Goldman Sachs M-Mkt	06/25/2020	12/01/2022	3.420	3.420	0.05	0.05	0.00	0.00	1.0000	0	0.00	0.0000
					3.420	3.420	0.05	0.05	0.00	0.00	1.0000	0	0.00	0.0000
Stanton II R&R														
15654VAR9	125638	CORP: Century Housin	09/16/2021	02/15/2023	0.300	0.300	500,000.00	496,076.69	0.00	316.67	1.0000	76	0.21	0.0015
3130ASRB7	126003	FHLB	07/29/2022	01/26/2024	3.400	3.400	335,000.00	333,334.12	0.00	3,859.94	1.0000	421	1.13	0.0193
3133ENLB4	125763	FFCB	01/18/2022	01/18/2023	0.460	0.500	500,000.00	498,132.97	200.00	849.72	0.9996	48	0.13	0.0008
3137EAEQ8	126080	FHLMC	09/28/2022	04/20/2023	0.375	4.030	600,000.00	588,745.25	12,048.00	256.25	0.9799	140	0.38	0.0033
53262RNL2	126160	CP: LIME FUNDING	11/30/2022	01/20/2023	0.000	4.417	500,000.00	497,809.51	3,067.08	0.00	0.9939	50	0.14	0.0008
54316JUMP1	126164	CP: LONGSHIP FUNDING	11/30/2022	12/23/2022	0.000	3.954	1,000,000.00	998,067.63	2,485.28	0.00	0.9975	22	0.06	0.0003
742718EB1	125586	CORP: Procter & Gamb	08/26/2021	08/15/2023	3.100	0.246	300,000.00	299,380.77	(16,809.00)	2,738.33	1.0560	257	0.70	0.0088
89236THU2	125332	Great Pacific	01/11/2021	01/11/2024	0.450	0.373	500,000.00	478,268.72	(1,150.00)	875.00	1.0023	406	1.11	0.0180
90348JT34	125639	CD: UBS BANK	09/22/2021	09/22/2023	0.350	0.350	250,000.00	241,630.65	0.00	21.58	1.0000	295	0.81	0.0107
9128284D9	125841	US Treasury	03/23/2022	03/31/2023	2.500	1.587	500,000.00	498,749.87	(4,609.38)	2,129.12	1.0092	120	0.33	0.0027
VP4560000	124595	Wells Fargo	11/04/2019	12/01/2022	3.540	3.540	850,144.96	850,144.96	0.00	2,767.90	1.0000	0	0.00	0.0000
					1.242	2.446	5,835,144.96	5,780,341.14	(4,768.02)	13,814.51	1.0008	128	0.35	0.0045
STANTON II REVENUE FUND 2020 POOLED LOAN														
N/A	125409	Goldman Sachs M-Mkt	03/29/2021	12/01/2022	3.420	3.420	1.66	1.66	0.00	0.00	1.0000	0	0.00	0.0000
					3.420	3.420	1.66	1.66	0.00	0.00	1.0000	0	0.00	0.0000
STANTON II SUBORDINATED DEBT FUND 2020														
X9X9USDADM1	125145	MORGAN STANLEY LIQ	07/27/2020	12/01/2022	3.370	3.370	95,675.83	95,675.83	0.00	144.97	1.0000	0	0.00	0.0000
					3.370	3.370	95,675.83	95,675.83	0.00	144.97	1.0000	0	0.00	0.0000
					1.917	2.314	48,152,680.59	46,714,507.04	(331,865.59)	243,676.79	1.0069	442	1.18	0.0323
Tri City Contingency														
05531FBJ1	125619	CORP: Truist	09/02/2021	03/16/2023	2.200	0.359	150,000.00	149,727.25	(4,233.00)	687.50	1.0282	105	0.29	0.0022
91282CDB4	125668	OPPENHEIMER	10/20/2021	10/15/2024	0.625	0.710	150,000.00	139,198.92	376.12	120.72	0.9975	684	1.86	0.0440
VP4560000	124597	Wells Fargo	11/04/2019	12/01/2022	3.540	3.540	22,316.23	22,316.23	0.00	65.32	1.0000	0	0.00	0.0000
					1.560	0.743	322,316.23	311,242.40	(3,856.88)	873.54	1.0120	367	1.00	0.0215

Investment Report

December 1, 2022

<u>CUSIP</u>	<u>ContNo</u>	<u>Issuer</u>	<u>Purchase Date</u>	<u>Maturity Date</u>	<u>Coupon</u>	<u>Yield to Maturity</u>	<u>Current Par</u>	<u>Market Value</u>	<u>(Premium)/Discount</u>	<u>Accrued Interest</u>	<u>Original Cost</u>	<u>Days To Maturity</u>	<u>Duration</u>	<u>Convexity</u>
Tri City General Reserve														
05531FBJ1	125620	CORP: Truist	09/02/2021	03/16/2023	2.200	0.359	100,000.00	99,818.16	(2,822.00)	458.33	1.0282	105	0.29	0.0022
3130ASRQ46	126001	FHLB	07/29/2022	07/26/2024	3.450	3.450	250,000.00	249,111.79	0.00	2,922.92	1.0000	603	1.60	0.0352
31422XTC6	125785	FAMCA	01/26/2022	01/26/2024	0.875	0.940	250,000.00	239,304.55	321.22	759.55	0.9987	421	1.15	0.0191
912796YM5	126083	US Treasury	09/29/2022	03/30/2023	0.000	3.928	150,000.00	147,821.07	2,881.66	0.00	0.9808	119	0.33	0.0026
VP4560000	124598	Wells Fargo	11/04/2019	12/01/2022	3.540	3.540	121,358.12	121,358.12	0.00	289.43	1.0000	0	0.00	0.0000
					1.986	2.470	871,358.12	857,413.69	380.88	4,430.23	0.9996	326	0.88	0.0163
Tri City O&M														
313385U879	126146	FHLB DN	11/04/2022	12/28/2022	0.000	4.029	250,000.00	249,134.99	1,481.25	0.00	0.9941	27	0.07	0.0004
N/A	125283	TRI CITY SBA	11/05/2020	12/01/2022	3.970	3.970	720,840.73	720,840.73	0.00	1,305.66	1.0000	0	0.00	0.0000
VP4560000	124614	Wells Fargo	11/21/2019	12/01/2022	3.540	3.540	488,712.51	488,712.51	0.00	971.00	1.0000	0	0.00	0.0000
					3.146	3.836	1,459,553.24	1,458,688.23	1,481.25	2,276.66	0.9990	5	0.01	0.0001
Tri City R&R														
05914GAC2	125395	MUNI: BALTIMORE CNTY	03/22/2021	08/01/2023	0.240	0.216	250,000.00	242,028.88	(142.50)	200.00	1.0006	243	0.66	0.0077
3133ELNE0	125810	FFCB	02/11/2022	02/14/2024	1.430	1.537	250,000.00	240,735.07	525.00	1,062.57	0.9979	440	1.19	0.0207
40060XNJ5	126148	CP: GTA Funding	11/08/2022	01/18/2023	0.000	4.469	250,000.00	248,948.38	2,154.65	0.00	0.9914	48	0.13	0.0008
54316UMP1	126163	CP: LONGSHIP FUNDING	11/30/2022	12/23/2022	0.000	3.954	200,000.00	199,613.53	497.06	0.00	0.9975	22	0.06	0.0003
74256LEL9	125888	CORP: PRINCIPAL LIFE	05/26/2022	04/12/2024	0.750	3.296	250,000.00	237,834.61	11,517.06	255.21	0.9539	498	1.36	0.0253
912796YM5	126085	US Treasury	09/29/2022	03/30/2023	0.000	3.928	150,000.00	147,821.07	2,881.67	0.00	0.9808	119	0.33	0.0026
912828R69	125990	US Treasury	07/21/2022	05/31/2023	1.625	3.095	150,000.00	147,615.88	1,862.20	6.73	0.9876	181	0.50	0.0048
VP4560000	124578	Wells Fargo	11/04/2019	12/01/2022	3.540	3.540	226,753.70	226,753.70	0.00	808.10	1.0000	0	0.00	0.0000
					0.956	2.911	1,726,753.70	1,691,351.12	19,295.14	2,332.61	0.9888	207	0.56	0.0086
		TRI Pool Summary			1.935	2.972	4,379,981.29	4,318,695.44	17,300.39	9,913.04	0.9961	175	0.48	0.0082
FMMA AS AGENT FOR UTILITIES COMMISSION NEW SMYRNA BEACH														
05600LAB2	125728	CORP: BMW	12/22/2021	08/14/2024	2.400	1.130	5,000,000.00	4,874,090.94	(165,000.00)	35,666.67	1.0330	622	1.67	0.0374
3130AQF57	125732	FHLB	12/22/2021	12/22/2023	0.625	0.721	4,500,000.00	4,309,044.38	8,568.00	12,421.88	0.9981	386	1.05	0.0165
3133ENHR4	125730	FFCB	12/22/2021	12/20/2023	0.680	0.705	4,500,000.00	4,312,422.50	2,224.45	13,685.00	0.9995	384	1.05	0.0164
31422XRZ7	125733	FAMCA	12/27/2021	12/27/2024	0.940	0.930	2,500,000.00	2,322,852.78	(725.00)	10,052.78	1.0003	757	2.05	0.0528
718172BM0	125727	CORP: PHILLIP MORRIS	12/22/2021	11/10/2024	3.250	1.080	4,306,000.00	4,231,539.70	(264,517.58)	8,163.46	1.0614	710	1.90	0.0470
75888XML7	125731	CP: Regatta Funding	12/22/2021	12/20/2022	0.000	0.663	2,100,000.00	2,074,695.00	13,763.75	0.00	0.9934	19	0.05	0.0002
912828YY0	125787	US Treasury	01/27/2022	12/31/2024	1.750	1.232	4,880,000.00	4,642,780.21	(72,472.49)	35,933.33	1.0149	761	2.04	0.0531
91282CBU4	125735	US Treasury	12/22/2021	03/31/2023	0.125	0.459	1,640,000.00	1,612,158.22	6,959.65	347.36	0.9958	120	0.33	0.0026
N/A	125737	UCNSB SBA	12/20/2021	12/01/2022	3.970	3.970	10,423,870.70	10,423,870.70	0.00	34,349.30	1.0000	0	0.00	0.0000
VP4560000	125725	Wells Fargo	12/20/2021	12/01/2022	3.540	3.540	72,180.73	72,180.73	0.00	150.11	1.0000	0	0.00	0.0000
					2.119	1.724	39,922,051.43	38,875,635.16	(471,199.22)	150,769.89	1.0118	388	1.04	0.0234
		UCNS Pool Summary			2.119	1.724	39,922,051.43	38,875,635.16	(471,199.22)	150,769.89	1.0118	388	1.04	0.0234
		Open Investments			2.644	2.826	566,873,411.82	558,357,449.80	(3,682,805.59)	1,629,859.75	0.9964	256	0.68	0.0204