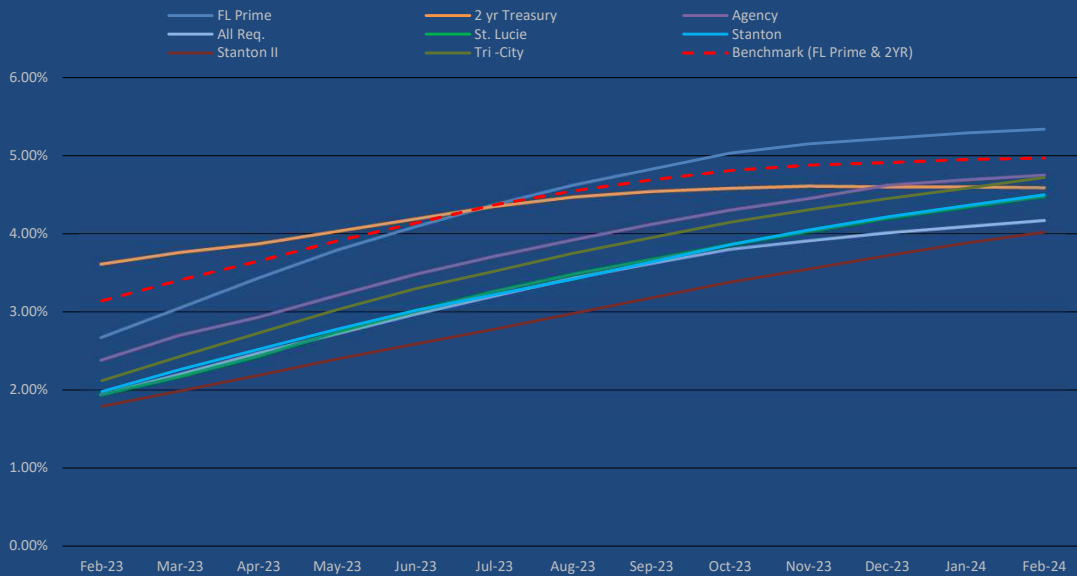
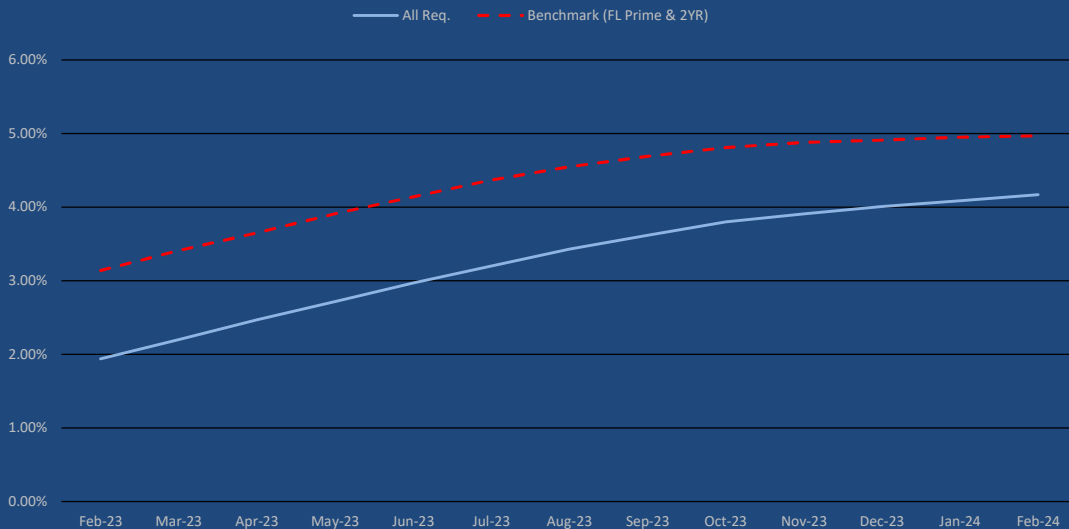


**FMPA BOD Projects Rolling 12 Month Weighted Average Yield vs.
Florida Prime and 2 YR Treasury
(FEB 2023 - FEB 2024)**



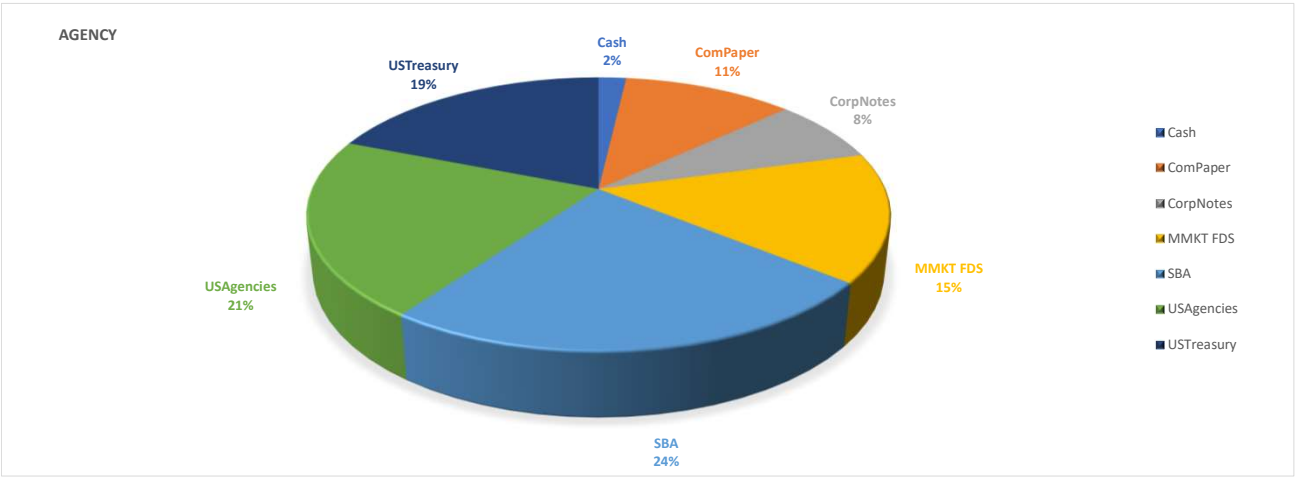
Rolling 12 month average	FL Prime	2 yr Treasury	Benchmark	Agency	All Req.	St. Lucie	Stanton	Stanton II	Tri -City
2/28/2023	2.67%	3.61%	3.14%	2.38%	1.94%	1.94%	1.98%	1.79%	2.12%
3/31/2023	3.05%	3.76%	3.41%	2.70%	2.20%	2.17%	2.26%	1.99%	2.43%
4/30/2023	3.43%	3.87%	3.65%	2.93%	2.47%	2.43%	2.52%	2.19%	2.73%
5/31/2023	3.79%	4.03%	3.91%	3.21%	2.72%	2.74%	2.78%	2.40%	3.03%
6/30/2023	4.09%	4.19%	4.14%	3.48%	2.97%	3.01%	3.02%	2.59%	3.30%
7/31/2023	4.37%	4.35%	4.37%	3.71%	3.20%	3.26%	3.22%	2.78%	3.52%
8/31/2023	4.62%	4.47%	4.55%	3.92%	3.43%	3.48%	3.42%	2.98%	3.75%
9/30/2023	4.83%	4.54%	4.69%	4.12%	3.62%	3.67%	3.64%	3.18%	3.95%
10/31/2023	5.03%	4.58%	4.81%	4.30%	3.80%	3.86%	3.86%	3.38%	4.15%
11/30/2023	5.15%	4.61%	4.88%	4.45%	3.91%	4.03%	4.05%	3.55%	4.31%
12/31/2023	5.22%	4.60%	4.91%	4.62%	4.01%	4.20%	4.22%	3.72%	4.45%
1/31/2024	5.29%	4.60%	4.95%	4.69%	4.09%	4.34%	4.36%	3.88%	4.58%
2/29/2024	5.34%	4.59%	4.97%	4.75%	4.17%	4.48%	4.50%	4.02%	4.72%

**FMPA All-Requirements Rolling 12 Month Weighted Average Yield vs.
Florida Prime and 2 Year Treasury
(FEB 2023 - FEB 2024)**

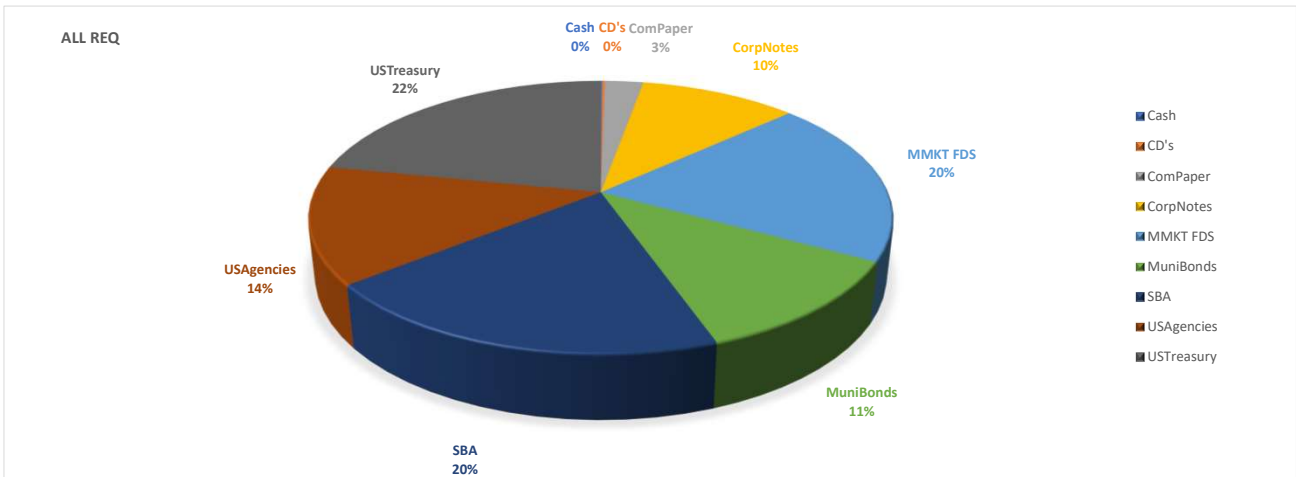


FMPA_MonthlyDiversification_Feb 2024

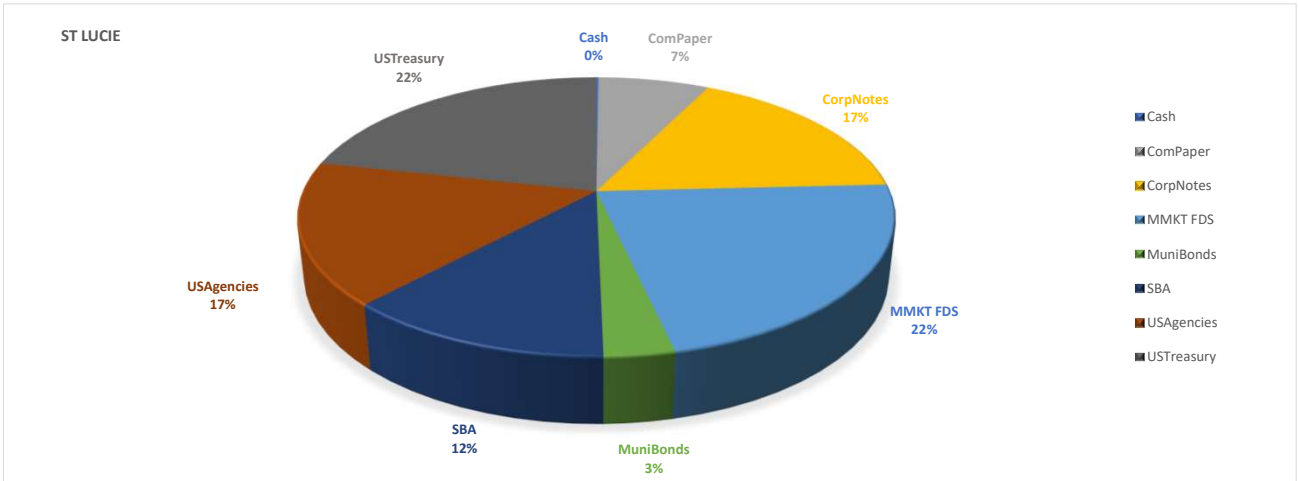
AGENCY		Cash	ComPaper	CorpNotes	MMKT FDS	SBA	USAgencies	USTreasury	Grand Total
AGN	238,750.33	-	-	-	-	-	-	-	238,750.33
AGN-O&M	-	1,476,459.85	985,503.43	1,962,175.55	3,148,048.42	2,753,074.07	2,481,482.17	12,806,743.49	
AGN-PJ23	-	-	-	25,528.66	-	-	-	25,528.66	
Grand Total	238,750.33	1,476,459.85	985,503.43	1,987,704.21	3,148,048.42	2,753,074.07	2,481,482.17	13,071,022.48	
% OF TOTAL	2%	11%	8%	15%	24%	21%	19%	100%	



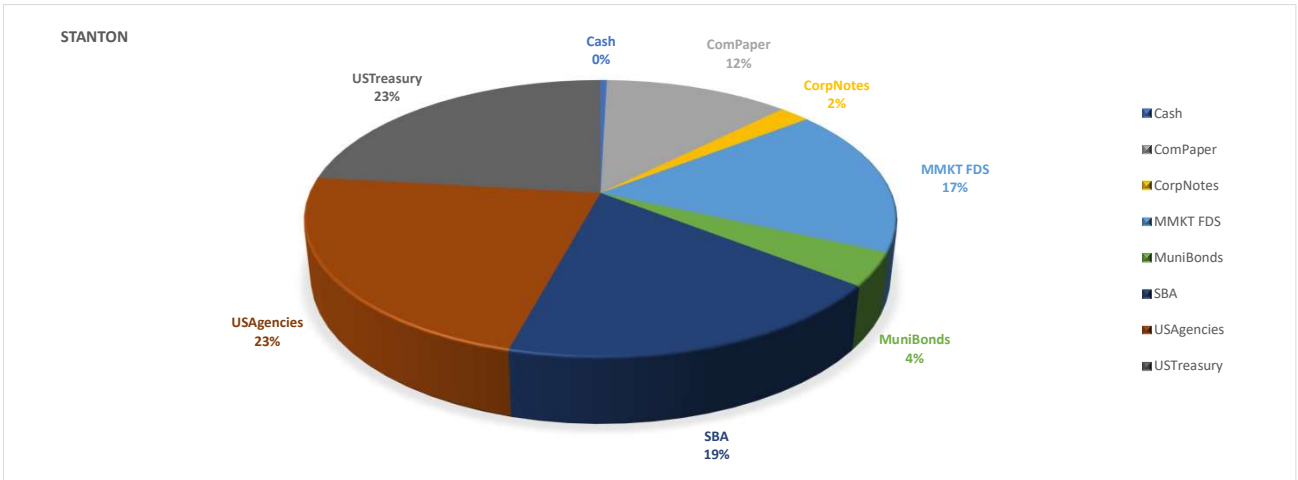
ALL REQ		CD's	ComPaper	CorpNotes	MMKT FDS	MuniBonds	SBA	USAgencies	USTreasury	Grand Total
ARP	222,211.58	-	-	-	-	-	-	-	-	222,211.58
ARP RPA	-	-	1,489,372.29	495,180.96	344,565.20	-	-	815,911.93	784,991.41	3,930,021.79
ARP-2019A	-	-	-	-	338,232.86	-	-	309,087.06	936,291.42	1,583,611.34
ARP-21A DS	-	-	-	-	168,767.41	-	-	314,072.33	59,775.10	542,614.84
ARP-21B DS	-	-	-	-	363,800.84	-	-	453,660.04	129,512.72	946,973.60
ARP-21BSUB	-	-	-	15,680,678.57	2,273,261.43	19,787,899.35	30,797,677.45	5,387,462.50	9,866,358.40	83,793,337.70
ARP-CON13A	-	-	-	-	627,069.29	-	-	650,170.72	446,670.16	1,723,910.17
ARP-CONT	-	-	-	994,194.03	427,404.37	-	-	-	-	1,421,598.40
ARP-DS15B	-	-	-	-	938,467.92	-	-	927,261.18	2,813,849.57	4,679,578.67
ARP-DS16A	-	-	-	-	3,658,161.62	-	-	3,634,265.57	11,016,345.67	18,308,772.86
ARP-DS17A	-	-	-	-	296,606.13	-	-	289,145.96	956,203.03	1,541,955.12
ARP-DS17B	-	-	-	-	842,666.56	-	-	832,540.95	2,450,298.34	4,125,505.85
ARP-DS18A	-	-	-	-	179,522.32	-	-	174,484.63	537,868.40	891,875.35
ARP-DS22-B	-	-	-	-	79,582.13	-	-	-	-	79,582.13
ARP-DS22-T	-	-	-	-	27.05	-	-	-	-	27.05
ARP-GEN	-	222,264.53	-	498,307.22	576,414.43	-	-	3,506,031.14	504,574.86	5,307,592.18
ARP-O&M	-	-	4,972,079.43	-	33,878,475.85	967,421.50	21,832,147.07	2,021,480.57	3,748,756.73	67,420,361.15
ARP-PR22-B	-	-	-	-	255,568.33	-	-	-	14,758,666.23	15,014,234.56
ARP-R&R	-	-	-	5,895,863.61	4,848,092.93	8,593,865.57	-	15,999,812.61	5,989,808.65	41,327,443.37
ARP-REV22	-	-	-	-	3.15	-	-	-	-	3.15
ARP-SOLAR	-	240,517.14	-	2,876,459.91	259,154.83	-	-	-	490,217.38	3,866,349.26
ARP-SUBDBT	-	-	-	-	2.66	-	-	-	-	2.66
Grand Total	222,211.58	462,781.67	6,461,451.72	26,440,684.30	50,355,847.31	29,349,186.42	52,629,824.52	35,315,387.19	55,490,188.07	256,727,562.78
% OF TOTAL	0%	0%	3%	10%	20%	11%	20%	14%	22%	100%



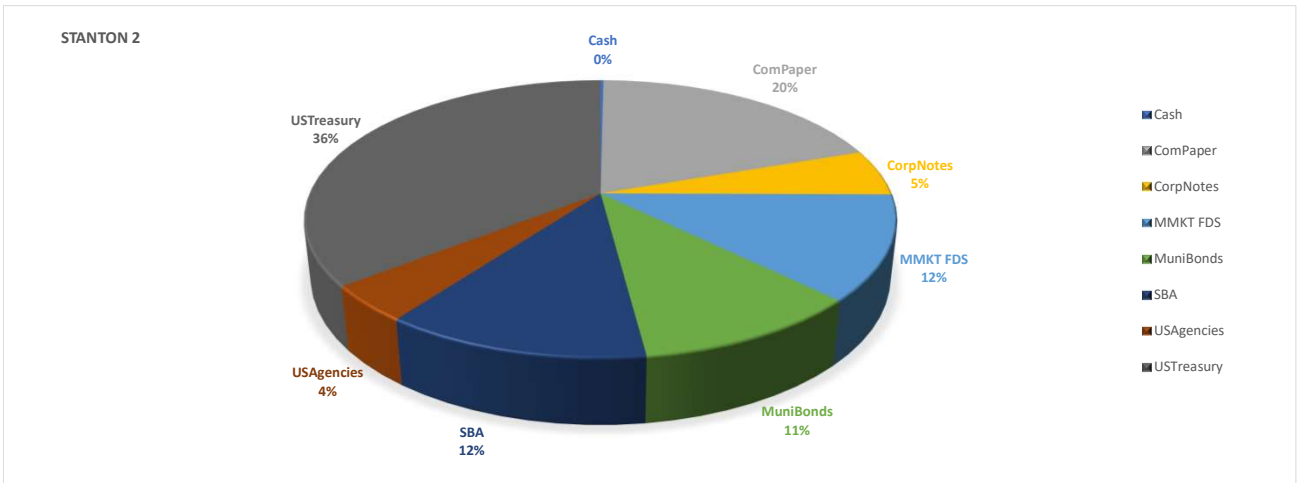
ST LUCIE		CD's	ComPaper	CorpNotes	MMKT FDS	MuniBonds	SBA	USAgencies	USTreasury	Grand Total
SL	100,000.00	-	-	-	-	-	-	-	-	100,000.00
STL NFS	-	-	999,123.12	-	3,006,854.33	-	-	1,250,240.41	1,250,605.26	6,506,823.12
STL-CONT	-	-	-	1,457,472.46	512,123.18	478,699.72	-	-	-	2,448,295.36
STL-DS13A	-	-	-	-	132,239.30	-	-	-	522,953.00	655,192.30
STL-DS21A	-	-	-	-	170,306.62	-	-	294,131.23	503,008.56	967,446.41
STL-DS21B	-	-	-	-	146,853.83	-	-	-	567,778.35	714,632.18
STL-GEN	-	-	2,378,498.92	8,173,325.55	7,852,703.34	1,922,461.89	-	9,019,466.62	9,972,611.13	39,319,067.45
STL-O&M	-	-	982,834.61	2,970,595.15	415,763.45	-	9,169,896.77	-	749,318.48	14,288,408.46
STL-R&R	-	-	995,038.37	-	4,362,797.47	-	-	983,804.36	2,501,917.59	8,843,557.79
Totals	100,000.00	-	5,355,495.02	12,601,393.16	16,599,641.52	2,401,161.61	9,169,896.77	11,547,642.62	16,068,192.37	73,843,423.07
% OF TOTAL	0%	0%	7%	17%	22%	3%	12%	17%	22%	100%



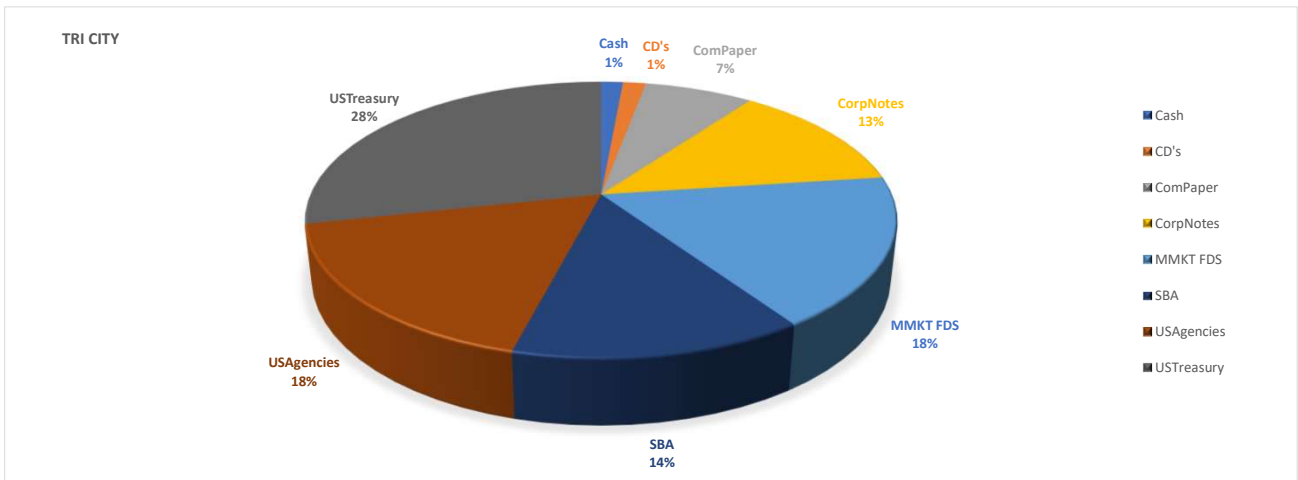
STANTON		CD's	ComPaper	CorpNotes	MMKT FDS	MuniBonds	SBA	USAgencies	USTreasury	Grand Total
STN	100,000.00	-	-	-	-	-	-	-	-	100,000.00
STN-CONT	-	-	1,998,071.04	492,684.87	1,564,665.87	948,271.67	-	2,474,171.43	2,967,894.89	10,445,759.77
STN-GEN	-	-	988,719.28	-	1,079,944.47	-	-	1,245,437.55	2,756,597.06	6,070,698.36
STN-O&M	-	-	-	-	238,361.17	-	-	883,255.00	-	1,121,616.17
STN-R&R	-	-	-	-	1,149,914.51	-	4,599,207.55	1,002,834.56	-	6,751,956.62
Grand Total	100,000.00	-	2,986,790.32	492,684.87	4,032,886.02	948,271.67	4,599,207.55	5,605,698.54	5,724,491.95	24,490,030.92
% OF TOTAL	0%	0%	12%	2%	17%	4%	19%	23%	23%	100%



STANTON 2										
Row Labels	Cash	CD's	ComPaper	CorpNotes	MMKT FDS	MuniBonds	SBA	USAgencies	USTreasury	Grand Total
STN2	100,000.00	-	-	-	-	-	-	-	-	100,000.00
STN2-CONT	-	-	-	-	382,317.72	-	-	-	496,256.65	1,133,944.07
STN2-DS17A	-	-	-	-	78,393.77	-	-	255,369.70	293,849.46	372,243.23
STN2-DS17B	-	-	-	-	476,568.47	-	-	479,161.72	1,419,374.95	2,375,105.14
STN2-DS22A	-	-	-	-	602.49	-	-	-	-	602.49
STN2-DS20	-	-	-	-	525,889.27	-	-	529,599.80	1,573,762.60	2,629,251.67
STN2-GEN	-	-	9,445,206.60	847,341.72	1,416,259.09	5,672,484.28	-	995,990.12	11,700,634.03	30,077,915.84
STN2-O&M	-	-	-	499,711.22	525,605.91	-	6,556,245.58	-	-	7,581,562.71
STN2-PR20	-	-	-	-	0.05	-	-	-	-	0.05
STN2-R&R	-	-	988,719.29	999,714.30	2,865,589.83	-	-	-	3,502,535.19	8,356,558.61
STN2-REV20	-	-	-	-	6.64	-	-	-	-	6.64
STN2-SUBDT	-	-	-	-	240,636.02	-	-	-	-	240,636.02
Grand Total	100,000.00	-	10,433,925.89	2,346,767.24	6,511,869.26	5,672,484.28	6,556,245.58	2,260,121.34	18,986,412.88	52,867,826.47
% OF TOTAL	0%	0%	20%	5%	12%	11%	12%	4%	36%	100%



TRI CITY										
Row Labels	Cash	CD's	ComPaper	CorpNotes	MMKT FDS	MuniBonds	SBA	USAgencies	USTreasury	Grand Total
TC	100,000.00	-	-	-	-	-	-	-	-	100,000.00
TRI-CONT	-	104,542.41	-	101,405.89	125,165.56	-	-	-	-	331,113.86
TRI-GEN	-	-	249,299.85	152,108.83	151,991.53	-	-	494,389.04	245,378.53	1,293,167.78
TRI-O&M	-	-	248,603.97	201,747.78	449,584.82	-	951,964.14	490,029.46	646,735.58	2,988,665.75
TRI-R&R	-	-	-	449,257.74	505,880.75	-	-	245,992.85	1,099,587.62	2,300,718.96
Grand Total	100,000.00	104,542.41	497,903.82	904,520.24	1,232,622.66	-	951,964.14	1,230,411.35	1,991,701.73	7,013,666.35
% OF TOTAL	1%	1%	7%	13%	18%	0%	14%	18%	28%	100%



Investment Report

March 1, 2024

<u>CUSIP</u>	<u>ContNo</u>	<u>Issuer</u>	<u>Purchase Date</u>	<u>Maturity Date</u>	<u>Coupon</u>	<u>Yield to Maturity</u>	<u>Current Par</u>	<u>Market Value</u>	<u>(Premium)/Discount</u>	<u>Accrued Interest</u>	<u>Original Cost</u>	<u>Days To Maturity</u>	<u>Duration</u>	<u>Convexity</u>
Agency O&M														
3130ARMR9	126749	FHLB - Callable	01/19/2024	04/28/2025	2.940	4.714	500,000.00	491,706.34	10,875.00	5,022.50	0.9783	423	1.14	0.0194
3133EKVV4	126545	FFCB	08/09/2023	07/26/2024	1.850	5.390	1,300,000.00	1,284,411.06	42,679.00	2,338.19	0.9672	147	0.40	0.0035
3133ENUS7	125858	INSPEREX LLC	04/18/2022	04/18/2024	2.580	2.580	1,000,000.00	976,956.67	0.00	9,531.67	1.0000	48	0.13	0.0007
40060WHM	126697	CP: GTA Funding	12/15/2023	08/21/2024	0.000	5.397	500,000.00	492,521.89	17,777.78	0.00	0.9644	173	0.47	0.0045
57629WCG3	126434	CORP: MASSMUTUAL	05/17/2023	01/11/2025	2.950	4.696	1,000,000.00	985,503.43	27,450.00	4,097.22	0.9726	316	0.86	0.0121
62479LJ30	126735	CP: MUFG Bank	01/08/2024	09/03/2024	0.000	5.411	1,000,000.00	983,937.96	34,130.53	0.00	0.9659	186	0.51	0.0050
9128283D0	126752	US Treasury	01/22/2024	10/31/2024	2.250	4.895	500,000.00	494,243.20	9,921.87	3,770.60	0.9802	244	0.66	0.0080
912828XB1	126700	US Treasury	12/15/2023	05/15/2025	2.125	4.563	500,000.00	487,322.42	16,562.49	3,123.28	0.9669	440	1.19	0.0207
91282CGA3	126706	US Treasury	12/22/2023	12/15/2025	4.000	4.307	500,000.00	499,246.49	2,897.00	4,222.22	0.9942	654	1.73	0.0403
91282CGN5	126708	US Treasury	12/22/2023	02/28/2025	4.625	4.651	500,000.00	498,564.80	234.37	127.06	0.9995	364	0.99	0.0150
91282CHV6	126663	US Treasury	11/13/2023	08/31/2025	5.000	5.101	500,000.00	502,105.26	885.46	138.89	0.9982	548	1.47	0.0299
N/A	125278	AGENCY SBA	11/05/2020	03/01/2024	5.330	5.330	3,148,048.42	3,148,048.42	0.00	48,506.35	1.0000	0	0.01	0.0000
VP4560000	124711	Principal	11/26/2019	03/01/2024	5.180	5.180	1,962,175.55	1,962,175.55	0.00	4,395.62	1.0000	0	0.01	0.0000
					3.513	4.915	12,910,223.97	12,806,743.49	163,413.50	85,273.60	0.9873	168	0.46	0.0071
AGENCY PLOAN DEBT SVC 2023														
N/A	126765	Goldman Sachs M-Mkt	01/25/2024	03/01/2024	4.940	4.940	25,528.66	25,528.66	0.00	86.95	1.0000	0	0.01	0.0000
					4.940	4.940	25,528.66	25,528.66	0.00	86.95	1.0000	0	0.01	0.0000
		AGN Pool Summary			3.515	4.915	12,935,752.63	12,832,272.15	163,413.50	85,360.55	0.9874	167	0.46	0.0071
ALL REQUIREMENTS 2013A CONSTRUCTION														
3130ATVC8	126610	FHLB	09/28/2023	06/14/2024	4.875	5.513	200,000.00	201,793.23	894.00	2,085.42	0.9955	105	0.29	0.0022
313384H51	126683	FHLB DN	12/05/2023	09/27/2024	0.000	5.179	250,000.00	246,229.43	10,147.50	0.00	0.9594	210	0.57	0.0060
3133EPJ71	126686	FFCB	12/05/2023	12/04/2024	5.125	5.100	200,000.00	202,148.06	(47.60)	2,477.08	1.0002	278	0.75	0.0099
912797GY7	126609	US Treasury	09/28/2023	03/28/2024	0.000	5.537	200,000.00	199,190.61	5,358.89	0.00	0.9732	27	0.07	0.0004
912828YE4	126685	US Treasury	12/05/2023	08/31/2024	1.250	5.229	250,000.00	247,479.55	7,099.61	8.49	0.9716	183	0.51	0.0050
N/A	116079	Goldman Sachs M-Mkt	09/17/2013	03/01/2024	4.940	4.940	627,069.29	627,069.29	0.00	2,756.08	1.0000	0	0.01	0.0000
					3.133	5.170	1,727,069.29	1,723,910.17	23,452.40	7,327.07	0.9864	104	0.29	0.0031

Investment Report

March 1, 2024

CUSIP	ContNo	Issuer	Purchase Date	Maturity Date	Coupon	Yield to Maturity	Current Par	Market Value	(Premium)/Discount	Accrued Interest	Original Cost	Days To Maturity	Duration	Convexity
ALL REQUIREMENTS 2021B SUBORDINATE BOND PROCEED														
127145LF5	125506	MUNI: CACHE CNTY UT	05/27/2021	06/15/2025	3.000	0.660	1,975,000.00	1,896,359.12	(184,386.00)	12,508.33	1.0934	471	1.27	0.0230
160357XD6	125503	MUNI: CTY CHARLESTON	05/26/2021	03/01/2025	1.250	0.520	1,255,000.00	1,137,500.63	(34,098.35)	7,843.75	1.0272	365	1.00	0.0149
235308D75	125460	MUNI: DALLAS TX SCH	04/27/2021	08/15/2025	4.000	0.700	6,110,000.00	5,960,474.72	(852,528.30)	10,862.22	1.1395	532	1.43	0.0282
3133EMWH1	125451	FFCB	04/27/2021	04/21/2025	0.710	0.710	3,000,000.00	2,723,335.00	0.00	7,810.00	1.0000	416	1.13	0.0183
3135G05X7	125450	FNMA	04/27/2021	08/25/2025	0.375	0.692	3,000,000.00	2,664,127.50	40,470.00	187.50	0.9865	542	1.48	0.0286
35569PFG3	125498	MUNI: FREDERICK CNTY	05/17/2021	08/01/2025	3.000	0.637	1,630,000.00	1,563,914.91	(159,560.70)	4,075.00	1.0979	518	1.40	0.0270
37331NAJ0	125441	CORP:GEORGIA-PAC IFIC	04/27/2021	09/30/2025	1.750	1.130	4,000,000.00	3,848,364.85	(106,793.76)	29,361.11	1.0267	578	1.56	0.0330
68609TT81	125499	MUNI: Oregon State	05/18/2021	08/01/2025	0.803	0.666	1,300,000.00	1,163,924.67	(7,371.00)	869.92	1.0057	518	1.41	0.0265
74256LEE5	125440	CORP: PRINCIPAL LIFE	04/27/2021	06/23/2025	1.250	1.070	5,000,000.00	4,784,147.76	(36,450.00)	11,805.56	1.0073	479	1.30	0.0238
74368CAX2	125443	CORP: PROTECTIVELIFE	04/27/2021	07/15/2025	1.170	1.168	2,375,000.00	2,264,008.50	(155.61)	3,550.63	1.0001	501	1.36	0.0256
78015K7H1	125439	CORP: ROYAL BK CA	04/27/2021	06/10/2025	1.150	1.005	5,000,000.00	4,784,157.46	(29,149.99)	12,937.50	1.0058	466	1.27	0.0227
880591EW8	125720	MUNI: TVA	12/08/2021	05/15/2025	0.750	1.082	5,000,000.00	4,555,566.67	55,850.00	11,041.67	0.9888	440	1.20	0.0202
912828Y87	126695	US Treasury	12/05/2023	07/31/2024	1.750	5.224	10,000,000.00	9,866,358.40	221,093.70	14,423.08	0.9779	152	0.42	0.0037
91417K2W0	125496	MUNI: UNIV COLORADO	05/17/2021	06/01/2025	2.347	0.650	3,690,000.00	3,510,158.63	(249,185.70)	21,651.08	1.0675	457	1.24	0.0219
N/A	125431	Goldman Sachs M-Mkt	04/15/2021	03/01/2024	4.940	4.940	2,273,261.43	2,273,261.43	0.00	41,990.98	1.0000	0	0.01	0.0000
N/A	125476	ARP 21B SUB SBA	04/30/2021	03/01/2024	5.330	5.330	30,797,677.45	30,797,677.45	0.00	561,722.64	1.0000	0	0.01	0.0000
					3.104	3.072	86,405,938.88	83,793,337.70	(1,342,265.71)	752,640.97	1.0155	262	0.71	0.0127
ALL REQUIREMENTS CONTINGENCY														
74153WCL1	125397	CORP: PRICOA GL FD	03/25/2021	09/23/2024	2.400	0.610	1,000,000.00	994,194.03	(61,800.00)	10,533.33	1.0618	206	0.56	0.0063
VP4560000	124582	Principal	11/04/2019	03/01/2024	5.180	5.180	427,404.37	427,404.37	0.00	1,847.18	1.0000	0	0.01	0.0000
					3.232	1.978	1,427,404.37	1,421,598.40	(61,800.00)	12,380.51	1.0433	144	0.39	0.0045
ALL REQUIREMENTS DEBT SERVICE 2015B														
313384UP2	126638	FHLB DN	10/31/2023	03/21/2024	0.000	5.543	930,000.00	927,261.18	19,579.08	0.00	0.9789	20	0.05	0.0003
912797GY7	126712	US Treasury	12/28/2023	03/28/2024	0.000	5.388	945,000.00	941,175.63	12,493.16	0.00	0.9868	27	0.07	0.0004
912797GY7	126753	US Treasury	01/29/2024	03/28/2024	0.000	5.364	935,000.00	931,216.09	8,015.78	0.00	0.9914	27	0.07	0.0004
912797JK4	126668	US Treasury	11/29/2023	03/26/2024	0.000	5.410	945,000.00	941,457.85	16,199.93	0.00	0.9829	25	0.07	0.0004
N/A	118434	Goldman Sachs M-Mkt	01/28/2016	03/01/2024	4.940	4.940	938,467.92	938,467.92	0.00	561.00	1.0000	0	0.01	0.0000
					0.988	5.329	4,693,467.92	4,679,578.67	56,287.95	561.00	0.9880	20	0.06	0.0003
ALL REQUIREMENTS DEBT SERVICE 2016A														
313384UP2	126641	FHLB DN	10/31/2023	03/21/2024	0.000	5.543	3,645,000.00	3,634,265.57	76,737.38	0.00	0.9789	20	0.05	0.0003
912797GY7	126713	US Treasury	12/28/2023	03/28/2024	0.000	5.388	3,690,000.00	3,675,066.73	48,782.82	0.00	0.9868	27	0.07	0.0004
912797GY7	126754	US Treasury	01/29/2024	03/28/2024	0.000	5.364	3,670,000.00	3,655,147.67	31,463.01	0.00	0.9914	27	0.07	0.0004
912797JK4	126669	US Treasury	11/29/2023	03/26/2024	0.000	5.410	3,700,000.00	3,686,131.27	63,428.29	0.00	0.9829	25	0.07	0.0004
N/A	118861	Goldman Sachs M-Mkt	05/12/2016	03/01/2024	4.940	4.940	3,658,161.62	3,658,161.62	0.00	2,142.70	1.0000	0	0.01	0.0000
					0.984	5.329	18,363,161.62	18,308,772.86	220,411.50	2,142.70	0.9880	20	0.06	0.0003

Investment Report

March 1, 2024

<u>CUSIP</u>	<u>ContNo</u>	<u>Issuer</u>	<u>Purchase Date</u>	<u>Maturity Date</u>	<u>Coupon</u>	<u>Yield to Maturity</u>	<u>Current Par</u>	<u>Market Value</u>	<u>(Premium)/Discount</u>	<u>Accrued Interest</u>	<u>Original Cost</u>	<u>Days To Maturity</u>	<u>Duration</u>	<u>Convexity</u>
ALL REQUIREMENTS DEBT SERVICE 2017A														
313384UP2	126642	FHLB DN	10/31/2023	03/21/2024	0.000	5.543	290,000.00	289,145.96	6,105.31	0.00	0.9789	20	0.05	0.0003
912797GY7	126714	US Treasury	12/28/2023	03/28/2024	0.000	5.388	370,000.00	368,502.63	4,891.50	0.00	0.9868	27	0.07	0.0004
912797GY7	126755	US Treasury	01/29/2024	03/28/2024	0.000	5.364	295,000.00	293,806.15	2,529.04	0.00	0.9914	27	0.07	0.0004
912797JK4	126670	US Treasury	11/29/2023	03/26/2024	0.000	5.410	295,000.00	293,894.25	5,057.12	0.00	0.9829	25	0.07	0.0004
N/A	120615	Goldman Sachs M-Mkt	06/30/2017	03/01/2024	4.940	4.940	296,606.13	296,606.13	0.00	185.99	1.0000	0	0.01	0.0000
					0.947	5.331	1,546,606.13	1,541,955.12	18,582.97	185.99	0.9880	20	0.06	0.0003
ALL REQUIREMENTS DEBT SERVICE 2017B														
313384UP2	126639	FHLB DN	10/31/2023	03/21/2024	0.000	5.543	835,000.00	832,540.95	17,579.07	0.00	0.9789	20	0.05	0.0003
912797GY7	126715	US Treasury	12/28/2023	03/28/2024	0.000	5.388	770,000.00	766,883.84	10,179.61	0.00	0.9868	27	0.07	0.0004
912797GY7	126756	US Treasury	01/29/2024	03/28/2024	0.000	5.364	840,000.00	836,600.56	7,201.34	0.00	0.9914	27	0.07	0.0004
912797JK4	126671	US Treasury	11/29/2023	03/26/2024	0.000	5.410	850,000.00	846,813.94	14,571.36	0.00	0.9829	25	0.07	0.0004
N/A	120616	Goldman Sachs M-Mkt	06/30/2017	03/01/2024	4.940	4.940	842,666.56	842,666.56	0.00	505.34	1.0000	0	0.01	0.0000
					1.006	5.328	4,137,666.56	4,125,505.85	49,531.38	505.34	0.9880	20	0.06	0.0003
ALL REQUIREMENTS DEBT SERVICE 2018A														
313384UP2	126640	FHLB DN	10/31/2023	03/21/2024	0.000	5.543	175,000.00	174,484.63	3,684.24	0.00	0.9789	20	0.05	0.0003
912797GY7	126716	US Treasury	12/28/2023	03/28/2024	0.000	5.388	180,000.00	179,271.55	2,379.66	0.00	0.9868	27	0.07	0.0004
912797GY7	126757	US Treasury	01/29/2024	03/28/2024	0.000	5.364	180,000.00	179,271.55	1,543.15	0.00	0.9914	27	0.07	0.0004
912797JK4	126672	US Treasury	11/29/2023	03/26/2024	0.000	5.410	180,000.00	179,325.30	3,085.70	0.00	0.9829	25	0.07	0.0004
N/A	122318	Goldman Sachs M-Mkt	07/26/2018	03/01/2024	4.940	4.940	179,522.32	179,522.32	0.00	109.19	1.0000	0	0.01	0.0000
					0.991	5.328	894,522.32	891,875.35	10,692.75	109.19	0.9880	20	0.06	0.0003
ALL REQUIREMENTS DEBT SERVICE 2019A														
313384UP2	126635	FHLB DN	10/31/2023	03/21/2024	0.000	5.543	310,000.00	309,087.06	6,526.36	0.00	0.9789	20	0.05	0.0003
912797GY7	126717	US Treasury	12/28/2023	03/28/2024	0.000	5.388	320,000.00	318,704.97	4,230.49	0.00	0.9868	27	0.07	0.0004
912797GY7	126758	US Treasury	01/29/2024	03/28/2024	0.000	5.364	300,000.00	298,785.91	2,571.91	0.00	0.9914	27	0.07	0.0004
912797JK4	126673	US Treasury	11/29/2023	03/26/2024	0.000	5.410	320,000.00	318,800.54	5,485.69	0.00	0.9829	25	0.07	0.0004
N/A	124837	Goldman Sachs M-Mkt	11/25/2019	03/01/2024	4.940	4.940	338,232.86	338,232.86	0.00	274.25	1.0000	0	0.01	0.0000
					1.052	5.323	1,588,232.86	1,583,611.34	18,814.45	274.25	0.9882	19	0.06	0.0003
ALL REQUIREMENTS DEBT SERVICE 2021A														
313384UP2	126636	FHLB DN	10/31/2023	03/21/2024	0.000	5.543	315,000.00	314,072.33	6,631.63	0.00	0.9789	20	0.05	0.0003
912797JK4	126674	US Treasury	11/29/2023	03/26/2024	0.000	5.410	60,000.00	59,775.10	1,028.57	0.00	0.9829	25	0.07	0.0004
N/A	125470	Goldman Sachs M-Mkt	04/30/2021	03/01/2024	4.940	4.940	168,767.41	168,767.41	0.00	499.86	1.0000	0	0.01	0.0000
					1.533	5.341	543,767.41	542,614.84	7,660.20	499.86	0.9859	14	0.04	0.0002
ALL REQUIREMENTS DEBT SERVICE 2021B														
313384UP2	126637	FHLB DN	10/31/2023	03/21/2024	0.000	5.543	455,000.00	453,660.04	9,579.01	0.00	0.9789	20	0.05	0.0003
912797JK4	126675	US Treasury	11/29/2023	03/26/2024	0.000	5.410	130,000.00	129,512.72	2,228.56	0.00	0.9829	25	0.07	0.0004
N/A	125477	Goldman Sachs M-Mkt	05/04/2021	03/01/2024	4.940	4.940	363,800.84	363,800.84	0.00	1,072.60	1.0000	0	0.01	0.0000
					1.894	5.294	948,800.84	946,973.60	11,807.57	1,072.60	0.9876	13	0.04	0.0002

Investment Report

March 1, 2024

<u>CUSIP</u>	<u>ContNo</u>	<u>Issuer</u>	<u>Purchase Date</u>	<u>Maturity Date</u>	<u>Coupon</u>	<u>Yield to Maturity</u>	<u>Current Par</u>	<u>Market Value</u>	<u>(Premium)/Discount</u>	<u>Accrued Interest</u>	<u>Original Cost</u>	<u>Days To Maturity</u>	<u>Duration</u>	<u>Convexity</u>
ALL REQUIREMENTS GENERAL RESERVE														
254673MP8	126585	CD: Discover Bank	08/23/2023	02/22/2028	3.000	3.000	245,000.00	222,264.53	0.00	161.10	1.0000	1,453	3.77	0.1674
3130AWS92	126736	FHLB	01/05/2024	09/12/2025	4.875	4.540	1,000,000.00	1,016,151.39	(5,317.00)	22,885.42	1.0053	560	1.46	0.0307
3130AYCN4	126732	FHLB	01/05/2024	01/03/2025	4.750	4.860	1,000,000.00	1,002,824.54	1,060.00	7,652.78	0.9989	308	0.83	0.0115
3130AYDV5	126738	FHLB - Callable	01/08/2024	01/08/2026	4.850	4.850	1,000,000.00	998,576.88	0.00	7,140.28	1.0000	678	1.79	0.0425
3133ENUS7	125853	FFCB	04/18/2022	04/18/2024	2.580	2.580	500,000.00	488,478.33	0.00	4,765.83	1.0000	48	0.13	0.0007
57629WCE8	126526	CORP: MASSMUTUAL	07/25/2023	06/22/2024	2.750	5.675	500,000.00	498,307.22	12,785.00	2,635.42	0.9744	113	0.31	0.0025
91282CFQ9	126770	US Treasury	02/07/2024	10/31/2024	4.375	4.975	500,000.00	504,574.86	2,171.20	7,311.64	0.9957	244	0.66	0.0081
VP4560000	124710	Principal	11/25/2019	03/01/2024	5.180	5.180	576,414.43	576,414.43	0.00	2,988.46	1.0000	0	0.01	0.0000
					4.331	4.620	5,321,414.43	5,307,592.18	10,699.20	55,540.93	0.9980	395	1.05	0.0247
ALL REQUIREMENTS GENERAL RESERVE RPA														
01626FFC7	126632	CP: ALINGHI FUNDING	10/31/2023	06/12/2024	0.000	5.998	500,000.00	495,520.61	17,781.25	0.00	0.9644	103	0.28	0.0021
11042LEH9	126656	CP: Britannia	11/10/2023	05/17/2024	0.000	5.909	500,000.00	496,643.74	14,805.00	0.00	0.9704	77	0.21	0.0015
3130AVK76	126361	FHLB	04/03/2023	04/03/2024	4.625	4.690	400,000.00	407,320.42	252.00	7,605.56	0.9994	33	0.09	0.0005
3135GAG54	126356	FNMA - Callable	03/31/2023	09/30/2024	5.250	5.250	400,000.00	408,591.51	0.00	8,808.33	1.0000	213	0.57	0.0067
63873JG87	126647	CP: NATIXIS NY	10/31/2023	07/08/2024	0.000	5.921	500,000.00	497,207.94	19,661.67	0.00	0.9607	129	0.35	0.0030
75951AAL2	126743	CORP: TOMARI	01/09/2024	10/30/2024	2.500	5.700	500,000.00	495,180.96	12,487.86	4,201.39	0.9750	243	0.66	0.0080
912797HE0	126655	US Treasury	11/10/2023	10/31/2024	0.000	5.404	500,000.00	483,015.96	24,969.44	0.00	0.9501	244	0.67	0.0074
91282CFX4	126793	US Treasury	02/21/2024	11/30/2024	4.500	5.096	300,000.00	301,975.45	1,359.37	3,393.44	0.9955	274	0.74	0.0098
VP4560000	124584	Principal	11/04/2019	03/01/2024	5.180	5.180	344,565.20	344,565.20	0.00	2,136.23	1.0000	0	0.01	0.0000
					2.113	5.515	3,944,565.20	3,930,021.79	91,316.59	26,144.95	0.9769	147	0.40	0.0043
ALL REQUIREMENTS O&M														
3133EPJ71	126692	FFCB	12/05/2023	12/04/2024	5.125	5.100	2,000,000.00	2,021,480.57	(476.00)	24,770.83	1.0002	278	0.75	0.0099
63873JG87	126633	CP: NATIXIS NY	10/31/2023	07/08/2024	0.000	5.921	5,000,000.00	4,972,079.43	196,616.67	0.00	0.9607	129	0.35	0.0030
68608VDV3	125401	MUNI: Oregon State	03/26/2021	05/01/2025	3.069	0.900	1,000,000.00	967,421.50	(87,050.00)	10,230.00	1.0871	426	1.14	0.0195
912828YM6	125836	US Treasury	03/18/2022	10/31/2024	1.500	1.035	1,000,000.00	947,519.00	(11,996.28)	5,027.47	0.0104	244	0.66	0.0078
91282CER8	126485	US Treasury	06/15/2023	05/31/2024	2.500	5.323	2,300,000.00	2,297,910.02	59,875.21	14,534.72	0.9740	91	0.25	0.0018
91282CFX4	126496	US Treasury	06/15/2023	11/30/2024	4.500	5.058	500,000.00	503,327.71	3,902.09	5,687.50	0.9922	274	0.74	0.0098
N/A	125279	All Req. SBA	11/05/2020	03/01/2024	5.330	5.330	21,832,147.07	21,832,147.07	0.00	386,983.51	1.0000	0	0.01	0.0000
VP4560000	124611	Principal	11/21/2019	03/01/2024	5.180	5.180	33,878,475.85	33,878,475.85	0.00	69,509.94	1.0000	0	0.01	0.0000
					4.661	5.160	67,510,622.92	67,420,361.15	160,871.69	516,743.97	0.9828	33	0.10	0.0011

Investment Report

March 1, 2024

CUSIP	ContNo	Issuer	Purchase Date	Maturity Date	Coupon	Yield to Maturity	Current Par	Market Value	(Premium)/Discount	Accrued Interest	Original Cost	Days To Maturity	Duration	Convexity
ALL REQUIREMENTS RENEWAL & REPLACEMENT														
037833BY5	125408	CORP: APPLE INC	03/30/2021	02/23/2026	3.250	1.233	1,500,000.00	1,463,806.88	(143,370.00)	1,083.33	1.0956	724	1.93	0.0483
06406HCX5	125834	CORP: Bank of NY	03/17/2022	09/11/2024	3.250	2.403	2,000,000.00	2,008,343.98	(40,600.00)	30,694.44	1.0203	194	0.52	0.0059
283770NU5	125405	MUNI: EL PASO SCHOOL	03/29/2021	08/15/2026	5.000	0.996	1,500,000.00	1,511,959.08	(313,680.00)	3,333.33	1.2091	897	2.34	0.0691
3130ATUQ8	126223	FHLB	01/11/2023	03/08/2024	4.750	4.817	1,500,000.00	1,534,032.68	1,125.00	34,239.58	0.9993	7	0.02	0.0001
3130ATVD6	126406	FHLB	04/27/2023	09/13/2024	4.875	4.553	1,500,000.00	1,530,492.25	(6,300.00)	34,125.00	1.0042	196	0.52	0.0060
3130AVHB1	126350	FHLB - Callable	03/30/2023	03/28/2025	5.375	5.375	1,000,000.00	1,023,182.61	0.00	22,843.75	1.0000	392	1.03	0.0172
3130AWLY4	126772	FHLB	02/08/2024	06/13/2025	5.125	4.594	1,500,000.00	1,512,623.73	(10,200.00)	16,656.25	1.0068	469	1.25	0.0229
3130AYCN4	126734	FHLB	01/08/2024	01/03/2025	4.750	4.835	1,500,000.00	1,504,236.81	1,223.08	11,479.17	0.9992	308	0.83	0.0115
313384YV5	126693	FHLB DN	12/05/2023	07/01/2024	0.000	5.295	2,000,000.00	1,982,364.37	58,926.38	0.00	0.9705	122	0.33	0.0027
3133EPCW3	126329	FFCB	03/10/2023	03/10/2025	5.000	5.170	750,000.00	765,306.21	2,393.35	17,812.50	0.9968	374	0.99	0.0160
3134GYJY9	126307	FHLMC - Callable	02/28/2023	08/28/2024	5.300	5.300	1,500,000.00	1,500,374.22	0.00	662.50	1.0000	180	0.49	0.0048
3135GAGV7	126395	FNMA - Callable	04/26/2023	04/26/2024	5.125	5.125	1,700,000.00	1,729,559.71	0.00	30,314.73	1.0000	56	0.15	0.0010
31422XFN7	125473	FAMCA	05/03/2021	05/03/2024	0.350	0.350	1,000,000.00	938,142.22	0.00	1,147.22	1.0000	63	0.17	0.0010
31422XPY2	126604	FAMCA	09/28/2023	06/03/2024	0.650	5.613	2,000,000.00	1,979,497.80	65,400.00	3,177.78	0.9673	94	0.26	0.0019
63743HFE7	126514	CORP: Natl Rural Ut	07/12/2023	06/15/2025	3.450	5.400	1,000,000.00	989,328.07	35,232.60	7,283.33	0.9648	471	1.27	0.0233
64971XEK0	125399	MUNI: NYC Trans Fin	03/25/2021	08/01/2026	3.430	1.110	1,500,000.00	1,417,092.50	(180,225.00)	4,287.50	1.1202	883	2.34	0.0678
64971XEK0	125403	MUNI: NYC Trans Fin	03/29/2021	08/01/2026	3.430	1.106	1,500,000.00	1,417,092.50	(180,225.00)	4,287.50	1.1202	883	2.34	0.0678
64971XJB5	126774	MUNI: NYC	02/09/2024	11/01/2025	2.740	4.530	1,450,000.00	1,458,208.06	42,717.00	13,243.33	0.9705	610	1.63	0.0365
6944PL2B4	126739	CORP: PACIFIC LIFE	01/09/2024	06/24/2025	1.200	4.940	1,500,000.00	1,434,384.68	77,925.00	3,400.00	0.9481	480	1.30	0.0239
882724RB5	125406	MUNI: STATE OF TEXAS	03/29/2021	10/01/2026	5.000	0.964	2,000,000.00	2,051,549.67	(431,860.00)	41,666.67	1.2159	944	2.41	0.0738
902273WX5	121455	MUNI: TYLER	12/08/2017	02/15/2026	5.000	1.870	700,000.00	737,963.76	(165,564.00)	1,442.31	1.2365	716	1.89	0.0476
912797HQ3	126657	US Treasury	11/10/2023	05/09/2024	0.000	5.466	2,000,000.00	1,979,444.95	52,640.83	0.00	0.9737	69	0.19	0.0012
91282CFX4	126788	US Treasury	02/21/2024	11/30/2024	4.500	5.096	2,000,000.00	2,013,169.68	9,062.00	22,622.95	0.9955	274	0.74	0.0098
91282CJT9	126751	US Treasury	01/19/2024	01/15/2027	4.000	4.135	2,000,000.00	1,997,194.02	7,500.00	10,109.89	0.9963	1,050	2.73	0.0913
VP4560000	124585	Principal	11/04/2019	03/01/2024	5.180	5.180	4,848,092.93	4,848,092.93	0.00	21,413.77	1.0000	0	0.01	0.0000
					3.636	3.978	41,448,092.93	41,327,443.37	(1,117,878.76)	337,326.83	1.0270	379	1.00	0.0241
ALL REQUIREMENTS SOLAR O&M														
32110YUT0	125723	CD: First Natl Bk Am	12/09/2021	11/29/2024	0.600	0.719	249,000.00	240,517.14	873.99	4.09	0.9965	273	0.75	0.0095
46849LTK7	125524	CORP: JACKSON NTL	06/10/2021	06/21/2024	2.650	0.844	930,000.00	926,796.80	(50,149.27)	4,792.08	1.0539	112	0.31	0.0024
64952WEJ8	126561	CORP: NYLIFE	08/28/2023	10/29/2024	0.900	5.649	2,000,000.00	1,949,663.11	106,070.00	6,100.00	0.9470	242	0.66	0.0078
91282CEY3	126511	US Treasury	07/11/2023	07/15/2025	3.000	4.871	500,000.00	490,217.38	17,714.84	1,895.60	0.9646	501	1.35	0.0257
VP4560000	125040	Principal	04/27/2020	03/01/2024	5.180	5.180	259,154.83	259,154.83	0.00	1,119.53	1.0000	0	0.01	0.0000
					1.843	4.073	3,938,154.83	3,866,349.26	74,509.56	13,911.30	0.9811	230	0.63	0.0084
ALL REQUIREMENTS SUBORDINATE DEBT														
N/A	125086	Goldman Sachs M-Mkt	05/29/2020	03/01/2024	4.940	4.940	2.66	2.66	0.00	0.03	1.0000	0	0.01	0.0000
					4.940	4.940	2.66	2.66	0.00	0.03	1.0000	0	0.01	0.0000
ARP PLOAN DEBT SVC 2022 BNY														
XX9XUSDADM1	126130	MORGAN STANLEY LIQ	10/25/2022	03/01/2024	4.970	4.970	79,582.13	79,582.13	0.00	94.36	1.0000	0	0.01	0.0000
					4.970	4.970	79,582.13	79,582.13	0.00	94.36	1.0000	0	0.01	0.0000

Investment Report

March 1, 2024

<u>CUSIP</u>	<u>ContNo</u>	<u>Issuer</u>	<u>Purchase Date</u>	<u>Maturity Date</u>	<u>Coupon</u>	<u>Yield to Maturity</u>	<u>Current Par</u>	<u>Market Value</u>	<u>(Premium)/Discount</u>	<u>Accrued Interest</u>	<u>Original Cost</u>	<u>Days To Maturity</u>	<u>Duration</u>	<u>Convexity</u>
ARP PLOAN DEBT SVC 2022 TD BANK														
N/A	126185	Goldman Sachs M-Mkt	10/25/2022	03/01/2024	4.940	4.940	27.05	27.05	0.00	0.11	1.0000	0	0.01	0.0000
					4.940	4.940	27.05	27.05	0.00	0.11	1.0000	0	0.01	0.0000
ARP PLOAN PROJ FD 2022 BNY														
912797KF3	126786	US Treasury	02/21/2024	06/18/2024	0.000	5.376	15,000,000.00	14,758,666.23	255,568.33	0.00	0.9830	109	0.30	0.0023
X9X9USDADM1	126088	MORGAN STANLEY LIQ	09/30/2022	03/01/2024	4.970	4.970	255,568.33	255,568.33	0.00	173,010.18	1.0000	0	0.01	0.0000
					0.083	5.369	15,255,568.33	15,014,234.56	255,568.33	173,010.18	0.9832	107	0.29	0.0022
ARP PLOAN REV FD 22 BNY														
X9X9USDADM1	126611	MORGAN STANLEY LIQ	05/02/2023	03/01/2024	4.970	4.970	3.15	3.15	0.00	0.04	1.0000	0	0.01	0.0000
					4.970	4.970	3.15	3.15	0.00	0.04	1.0000	0	0.01	0.0000
		ARP Pool Summary			3.147	4.271	259,774,671.83	256,505,351.20	(1,511,737.93)	1,900,472.18	1.0020	180	0.49	0.0093
Bushnell Rate Stabilization Fund														
VP4560000	124580	Principal	11/04/2019	03/01/2024	5.180	5.180	83,589.79	83,589.79	0.00	361.25	1.0000	0	0.01	0.0000
					5.180	5.180	83,589.79	83,589.79	0.00	361.25	1.0000	0	0.01	0.0000
		BUSH Pool Summary			5.180	5.180	83,589.79	83,589.79	0.00	361.25	1.0000	0	0.01	0.0000
FMPA CLEWISTON PL 2021 DEBT SERVICE FUND														
N/A	126074	Goldman Sachs M-Mkt	08/31/2021	03/01/2024	4.940	4.940	170.58	170.58	0.00	0.70	1.0000	0	0.01	0.0000
					4.940	4.940	170.58	170.58	0.00	0.70	1.0000	0	0.01	0.0000
FMPA CLEWISTON PL 2021 PROCEEDS														
N/A	125651	Goldman Sachs M-Mkt	09/30/2021	03/01/2024	4.940	4.940	1,177,363.67	1,177,363.67	0.00	4,850.05	1.0000	0	0.01	0.0000
					4.940	4.940	1,177,363.67	1,177,363.67	0.00	4,850.05	1.0000	0	0.01	0.0000
FMPA CLEWISTON PL 2021 REVENUE & EXPENSE														
N/A	126075	Goldman Sachs M-Mkt	09/23/2022	03/01/2024	4.940	4.940	12.61	12.61	0.00	0.06	1.0000	0	0.01	0.0000
					4.940	4.940	12.61	12.61	0.00	0.06	1.0000	0	0.01	0.0000
		CLEW Pool Summary			4.940	4.940	1,177,546.86	1,177,546.86	0.00	4,850.81	1.0000	0	0.01	0.0000
FMPA Pool Loan Working Capital														
VP4560000	124586	Principal	11/04/2019	03/01/2024	5.180	5.180	5,980.33	5,980.33	0.00	25.84	1.0000	0	0.01	0.0000
					5.180	5.180	5,980.33	5,980.33	0.00	25.84	1.0000	0	0.01	0.0000
		FMPA Pool Summary			5.180	5.180	5,980.33	5,980.33	0.00	25.84	1.0000	0	0.01	0.0000
FMPA PL HOMESTEAD PROJECT FUND 2021														
N/A	125532	Goldman Sachs M-Mkt	06/28/2021	03/01/2024	4.940	4.940	4,159,662.66	4,159,662.66	0.00	17,335.34	1.0000	0	0.01	0.0000
					4.940	4.940	4,159,662.66	4,159,662.66	0.00	17,335.34	1.0000	0	0.01	0.0000
FMPA PL HOMESTEAD REVENUE EXPENSE FUND 2021														
N/A	125848	Goldman Sachs M-Mkt	03/25/2022	04/04/2042	4.940	4.940	15.38	15.38	0.00	0.06	1.0000	6,608	18.09	3.3632
					4.940	4.940	15.38	15.38	0.00	0.06	1.0000	6,608	18.09	3.3632

Investment Report

March 1, 2024

<u>CUSIP</u>	<u>ContNo</u>	<u>Issuer</u>	<u>Purchase Date</u>	<u>Maturity Date</u>	<u>Coupon</u>	<u>Yield to Maturity</u>	<u>Current Par</u>	<u>Market Value</u>	<u>(Premium)/Discount</u>	<u>Accrued Interest</u>	<u>Original Cost</u>	<u>Days To Maturity</u>	<u>Duration</u>	<u>Convexity</u>
HOMESTEAD PL DEBT SERVICE 2022														
N/A	126363	Goldman Sachs M-Mkt	03/16/2023	03/01/2024	4.940	4.940	391.60	391.60	0.00	1.61	1.0000	0	0.01	0.0000
					4.940	4.940	391.60	391.60	0.00	1.61	1.0000	0	0.01	0.0000
HOMESTEAD PL PROJECT FUND 2022														
3130ATUQ8	126188	FHLB	12/07/2022	03/08/2024	4.750	4.758	1,000,000.00	1,022,688.46	80.00	22,826.39	0.9999	7	0.02	0.0001
3130ATVC8	126189	FHLB	12/07/2022	06/14/2024	4.875	4.713	1,000,000.00	1,008,966.15	(2,350.00)	10,427.08	1.0024	105	0.29	0.0022
N/A	126181	Goldman Sachs M-Mkt	11/17/2022	03/01/2024	4.940	4.940	2,903,861.82	2,903,861.82	0.00	11,829.59	1.0000	0	0.01	0.0000
					4.888	4.857	4,903,861.82	4,935,516.43	(2,270.00)	45,083.06	1.0005	23	0.07	0.0005
HOMESTEAD PL REVENUE EXPESNE 2022														
N/A	126364	Goldman Sachs M-Mkt	03/16/2023	03/01/2024	4.940	4.940	12.15	12.15	0.00	0.06	1.0000	0	0.01	0.0000
					4.940	4.940	12.15	12.15	0.00	0.06	1.0000	0	0.01	0.0000
		HMST Pool Summary			4.912	4.895	9,063,943.61	9,095,598.22	(2,270.00)	62,420.13	1.0003	12	0.04	0.0003
FMPA PL HOMESTEAD DEBT SERVICE 2021														
N/A	125650	Goldman Sachs M-Mkt	09/24/2021	03/01/2024	4.940	4.940	1,032.83	1,032.83	0.00	4.26	1.0000	0	0.01	0.0000
					4.940	4.940	1,032.83	1,032.83	0.00	4.26	1.0000	0	0.01	0.0000
		HOME Pool Summary			4.940	4.940	1,032.83	1,032.83	0.00	4.26	1.0000	0	0.01	0.0000
Kissimmee Rate Stabilization Fund														
VP4560000	124581	Principal	11/04/2019	03/01/2024	5.180	5.180	7,272.10	7,272.10	0.00	3,293.35	1.0000	0	0.01	0.0000
					5.180	5.180	7,272.10	7,272.10	0.00	3,293.35	1.0000	0	0.01	0.0000
		KUA Pool Summary			5.180	5.180	7,272.10	7,272.10	0.00	3,293.35	1.0000	0	0.01	0.0000
FMPA PL BUSHNELL Debt Service														
N/A	124748	Goldman Sachs M-Mkt	12/10/2019	03/01/2024	4.940	4.940	737.45	737.45	0.00	2.97	1.0000	0	0.01	0.0000
					4.940	4.940	737.45	737.45	0.00	2.97	1.0000	0	0.01	0.0000
FMPA PL BUSHNELL Revenue Fund														
N/A	125799	Goldman Sachs M-Mkt	02/01/2022	03/01/2024	4.940	4.940	25.07	25.07	0.00	0.10	1.0000	0	0.01	0.0000
					4.940	4.940	25.07	25.07	0.00	0.10	1.0000	0	0.01	0.0000
		POOL Pool Summary			4.940	4.940	762.52	762.52	0.00	3.07	1.0000	0	0.01	0.0000
St Lucie Contingency														
052404QH6	126702	MUNI: Austin College	12/19/2023	02/01/2027	1.361	4.476	500,000.00	478,699.72	44,855.00	567.08	0.9103	1,067	2.87	0.0983
64952WEJ8	126703	CORP: NYLIFE	12/19/2023	10/29/2024	0.900	5.204	500,000.00	487,415.77	17,903.00	1,525.00	0.9642	242	0.66	0.0078
6944PL2B4	125378	CORP: PACIFIC LIFE	02/19/2021	06/24/2025	1.200	0.849	500,000.00	478,128.23	(7,450.00)	1,133.33	1.0149	480	1.30	0.0239
75951AAP3	126415	CORP: Reliance Stand	04/28/2023	05/07/2025	2.750	5.090	500,000.00	491,928.46	22,248.88	4,354.17	0.9555	432	1.16	0.0202
VP4560000	124587	Principal	11/04/2019	03/01/2024	5.180	5.180	512,123.18	512,123.18	0.00	2,212.84	1.0000	0	0.01	0.0000
					2.292	4.165	2,512,123.18	2,448,295.36	77,556.88	9,792.42	0.9691	442	1.20	0.0299

Investment Report

March 1, 2024

<u>CUSIP</u>	<u>ContNo</u>	<u>Issuer</u>	<u>Purchase Date</u>	<u>Maturity Date</u>	<u>Coupon</u>	<u>Yield to Maturity</u>	<u>Current Par</u>	<u>Market Value</u>	<u>(Premium)/Discount</u>	<u>Accrued Interest</u>	<u>Original Cost</u>	<u>Days To Maturity</u>	<u>Duration</u>	<u>Convexity</u>
St Lucie Debt Service 2013A														
912797GY7	126720	US Treasury	12/28/2023	03/28/2024	0.000	5.388	130,000.00	129,473.90	1,718.64	0.00	0.9868	27	0.07	0.0004
912797GY7	126759	US Treasury	01/29/2024	03/28/2024	0.000	5.376	135,000.00	134,453.66	1,159.90	0.00	0.9914	27	0.07	0.0004
912797JK4	126676	US Treasury	11/29/2023	03/26/2024	0.000	5.410	260,000.00	259,025.44	4,457.12	0.00	0.9829	25	0.07	0.0004
X9X9USDADM1	123469	MORGAN STANLEY LIQ	03/05/2019	03/01/2024	4.970	4.970	132,239.30	132,239.30	0.00	83.97	1.0000	0	0.01	0.0000
					1.000	5.310	657,239.30	655,192.30	7,335.66	83.97	0.9888	21	0.06	0.0003
ST LUCIE DEBT SERVICE 2021A														
313384UP2	126645	FHLB DN	10/30/2023	03/21/2024	0.000	5.504	295,000.00	294,131.23	6,210.57	0.00	0.9789	20	0.05	0.0003
912797GY7	126721	US Treasury	12/28/2023	03/28/2024	0.000	5.388	150,000.00	149,392.96	1,983.04	0.00	0.9868	27	0.07	0.0004
912797GY7	126760	US Treasury	01/29/2024	03/28/2024	0.000	5.376	180,000.00	179,271.55	1,546.54	0.00	0.9914	27	0.07	0.0004
912797JK4	126677	US Treasury	11/29/2023	03/26/2024	0.000	5.410	175,000.00	174,344.05	2,999.99	0.00	0.9829	25	0.07	0.0004
X9X9USDADM1	125669	MORGAN STANLEY LIQ	10/20/2021	03/01/2024	4.970	4.970	170,306.62	170,306.62	0.00	114.79	1.0000	0	0.01	0.0000
					0.872	5.352	970,306.62	967,446.41	12,740.14	114.79	0.9869	20	0.06	0.0003
ST LUCIE DEBT SERVICE 2021B														
912797GY7	126722	US Treasury	12/28/2023	03/28/2024	0.000	5.388	145,000.00	144,413.19	1,916.94	0.00	0.9868	27	0.07	0.0004
912797GY7	126761	US Treasury	01/29/2024	03/28/2024	0.000	5.376	140,000.00	139,433.43	1,202.86	0.00	0.9914	27	0.07	0.0004
912797JK4	126678	US Treasury	11/29/2023	03/26/2024	0.000	5.410	285,000.00	283,931.73	4,885.69	0.00	0.9829	25	0.07	0.0004
X9X9USDADM1	126049	MORGAN STANLEY LIQ	07/27/2022	03/01/2024	4.970	4.970	146,853.83	146,853.83	0.00	249.89	1.0000	0	0.01	0.0000
					1.018	5.309	716,853.83	714,632.18	8,005.49	249.89	0.9888	21	0.06	0.0003

Investment Report

March 1, 2024

<u>CUSIP</u>	<u>ContNo</u>	<u>Issuer</u>	<u>Purchase Date</u>	<u>Maturity Date</u>	<u>Coupon</u>	<u>Yield to Maturity</u>	<u>Current Par</u>	<u>Market Value</u>	<u>(Premium)/Discount</u>	<u>Accrued Interest</u>	<u>Original Cost</u>	<u>Days To Maturity</u>	<u>Duration</u>	<u>Convexity</u>
St Lucie Decommissioning														
06051GFX2	126371	CORP: BANK OF AMER	04/18/2023	04/19/2026	3.500	4.685	5,000,000.00	4,960,572.74	164,200.00	64,166.67	0.9672	779	2.05	0.0547
06744G3Z3	126366	CP: Barclays	04/10/2023	04/08/2024	0.000	5.523	10,000,000.00	9,966,760.25	520,722.22	0.00	0.9479	38	0.10	0.0006
254845GR5	126423	MUNI: DC WATER	05/08/2023	10/01/2028	5.422	4.426	4,300,000.00	4,862,452.12	(203,433.00)	97,144.17	1.0473	1,675	4.06	0.1940
29449WAE7	126369	CORP: EQH	04/17/2023	01/09/2026	1.000	4.771	5,000,000.00	4,688,235.00	477,050.00	7,222.22	0.9046	679	1.84	0.0436
3130AWTR1	126576	FHLB	08/25/2023	09/08/2028	4.375	4.484	3,500,000.00	3,439,805.74	16,975.00	88,046.88	0.9952	1,652	4.06	0.1913
313384VE6	126682	FHLB DN	12/05/2023	04/05/2024	0.000	5.403	3,500,000.00	3,482,250.92	61,915.00	0.00	0.9823	35	0.10	0.0006
3133EPGT6	126394	FFCB	04/26/2023	04/26/2027	3.875	4.032	5,000,000.00	4,857,331.96	28,700.00	67,274.31	0.9943	1,151	2.96	0.1057
3133EPJP1	126427	FFCB	05/12/2023	05/12/2027	3.625	3.713	10,000,000.00	9,611,818.67	32,400.00	109,756.94	0.9968	1,167	3.01	0.1090
3133X8L34	109995	FHLB	07/28/2010	09/09/2024	5.365	3.850	500,000.00	518,923.89	(81,857.15)	12,816.39	1.1637	192	0.51	0.0059
3134GYNV0	126368	FHLMC - Callable	04/17/2023	04/17/2025	4.720	4.720	10,000,000.00	10,108,342.99	0.00	175,688.89	1.0000	412	1.09	0.0186
3135GAHR5	126447	FNMA - Callable	05/26/2023	05/22/2025	5.250	5.344	5,000,000.00	5,066,622.37	8,750.00	72,187.50	0.9983	447	1.19	0.0212
48133U5U2	126393	CORP: JP MORGAN	04/24/2023	04/24/2026	5.125	5.125	5,000,000.00	5,150,972.02	0.00	90,399.31	1.0000	784	2.03	0.0543
576000KW2	126424	MUNI: Mass School Bd	05/08/2023	06/15/2027	5.468	4.114	4,305,000.00	4,695,270.97	(217,789.95)	49,695.01	1.0506	1,201	3.03	0.1123
58989V2D5	126382	CORP: METLIFE	04/20/2023	09/14/2026	1.250	4.830	7,185,000.00	6,688,210.58	797,780.51	41,663.02	0.8890	927	2.49	0.0758
742651DZ2	126439	PEFCO	05/11/2023	10/15/2027	3.900	3.730	4,000,000.00	3,871,583.00	(27,520.00)	58,933.33	1.0069	1,323	3.36	0.1341
742651DZ2	126440	PEFCO	05/11/2023	10/15/2027	3.900	3.730	1,000,000.00	967,895.75	(6,880.00)	14,733.33	1.0069	1,323	3.36	0.1341
780082AD5	126370	CORP: ROYAL BK CA	04/17/2023	01/27/2026	4.650	4.900	5,000,000.00	5,025,115.12	32,450.00	21,958.33	0.9935	697	1.84	0.0449
78014RME7	126367	CORP: ROYAL BK CA	04/17/2023	10/17/2024	5.080	5.080	10,000,000.00	10,048,704.45	0.00	62,088.89	1.0000	230	0.62	0.0075
912828J27	126785	US Treasury	02/21/2024	02/15/2025	2.000	4.991	5,000,000.00	4,867,097.73	141,796.87	4,120.88	0.9716	351	0.96	0.0143
X9X9USDADM1	123464	MORGAN STANLEY LIQ	03/06/2019	03/01/2024	4.970	4.970	10,827,113.46	10,827,113.46	0.00	45,261.45	1.0000	0	0.01	0.0000
					3.579	4.732	114,117,113.46	113,705,079.73	1,745,259.50	1,083,157.52	0.9847	653	1.69	0.0548

Investment Report

March 1, 2024

<u>CUSIP</u>	<u>ContNo</u>	<u>Issuer</u>	<u>Purchase Date</u>	<u>Maturity Date</u>	<u>Coupon</u>	<u>Yield to Maturity</u>	<u>Current Par</u>	<u>Market Value</u>	<u>(Premium)/Discount</u>	<u>Accrued Interest</u>	<u>Original Cost</u>	<u>Days To Maturity</u>	<u>Duration</u>	<u>Convexity</u>
St Lucie General Reserve														
01626FFC7	126661	CP: ALINGHI FUNDING	11/13/2023	06/12/2024	0.000	5.909	2,400,000.00	2,378,498.92	79,429.33	0.00	0.9669	103	0.28	0.0021
06375MCK9	126625	CORP: BMO	10/18/2023	10/18/2028	6.250	6.250	1,000,000.00	1,114,791.43	0.00	23,090.28	1.0000	1,692	4.04	0.1926
06406FAC7	122918	CORP: Bank of NY	12/21/2018	05/04/2026	2.800	3.670	2,000,000.00	1,948,111.05	111,512.24	18,200.00	0.9442	794	2.10	0.0568
3130A0XE53	126038	FHLB	08/15/2022	03/08/2024	3.250	3.332	950,000.00	964,436.42	1,146.48	14,843.75	0.9988	7	0.02	0.0001
3130ATVD6	126405	FHLB	04/27/2023	09/13/2024	4.875	4.553	2,000,000.00	2,040,656.33	(8,400.00)	45,500.00	1.0042	196	0.52	0.0060
3130AUZC1	126416	FHLB	04/27/2023	03/14/2025	4.625	4.023	2,000,000.00	2,028,725.55	(14,600.01)	42,946.43	1.0073	378	1.00	0.0162
3130AWTR1	126600	FHLB	08/25/2023	09/08/2028	4.375	4.484	500,000.00	491,400.82	2,425.00	12,578.13	0.9952	1,652	4.06	0.1913
3130AXXF0	126694	FHLB - Callable	12/05/2023	11/27/2026	5.420	5.420	1,500,000.00	1,523,528.37	0.00	20,776.67	1.0000	1,001	2.55	0.0813
3133EPNB7	126499	FFCB	06/30/2023	06/20/2025	4.625	4.980	500,000.00	500,096.17	3,305.00	4,560.76	0.9934	476	1.27	0.0235
31422XB50	125995	FAMCA	07/28/2022	07/28/2025	3.630	3.666	1,500,000.00	1,470,622.96	1,500.00	4,991.25	0.9990	514	1.38	0.0267
606822AU8	124983	CORP: Mitsubishi UFG	03/10/2020	03/02/2025	3.777	1.625	1,000,000.00	1,006,660.52	(102,520.00)	18,780.08	1.1025	366	0.98	0.0157
64952WEY5	126662	CORP: NYLIFE	11/14/2023	01/09/2028	4.850	5.506	2,000,000.00	2,062,203.43	48,260.00	14,011.11	0.9759	1,409	3.55	0.1491
74368CBQ6	126435	CORP: PROTECTIVELIFE	05/17/2023	01/06/2026	5.366	4.590	2,000,000.00	2,041,559.12	(37,980.00)	16,396.11	1.0190	676	1.77	0.0424
91282CEK3	126229	US Treasury	01/20/2023	04/30/2024	2.500	4.510	2,000,000.00	2,006,957.09	49,298.04	16,805.56	0.9754	60	0.16	0.0011
91282CEQ0	125988	US Treasury	07/21/2022	05/15/2025	2.750	3.240	1,500,000.00	1,448,320.19	19,687.50	12,125.69	0.9869	440	1.18	0.0206
91282CER8	126487	US Treasury	06/15/2023	05/31/2024	2.500	5.323	2,000,000.00	1,998,182.62	52,065.40	12,638.89	0.9740	91	0.25	0.0018
91282CFW6	126443	US Treasury	05/23/2023	11/15/2025	4.500	4.107	2,500,000.00	2,528,105.05	(22,849.83)	33,125.00	1.0091	624	1.65	0.0373
91282CGG0	126441	US Treasury	05/22/2023	01/31/2025	4.125	4.402	2,000,000.00	1,991,046.18	9,062.50	6,799.45	0.9955	336	0.91	0.0132
92818NGL6	124604	MUNI: VA STATE	11/20/2019	11/01/2024	2.200	2.101	2,000,000.00	1,922,461.89	(9,260.00)	14,788.89	1.0046	245	0.67	0.0079
VP4560000	124588	Principal	11/04/2019	03/01/2024	5.180	5.180	7,852,703.34	7,852,703.34	0.00	17,070.90	1.0000	0	0.01	0.0000
					3.952	4.508	39,202,703.34	39,319,067.45	182,081.65	350,028.95	0.9954	414	1.07	0.0305
ST LUCIE NUCLEAR FUEL STABILIZATION														
3133EPNB7	126500	FFCB	06/30/2023	06/20/2025	4.625	4.980	1,250,000.00	1,250,240.41	8,262.50	11,401.91	0.9934	476	1.27	0.0235
74625TCB0	126629	CP: Pure Grove	10/31/2023	03/11/2024	0.000	5.855	1,000,000.00	999,123.12	20,680.00	0.00	0.9793	10	0.03	0.0001
91282CGD7	126501	US Treasury	06/29/2023	12/31/2024	4.250	5.217	1,250,000.00	1,250,605.26	17,284.34	9,001.74	0.9862	305	0.82	0.0113
VP4560000	124589	Principal	11/04/2019	03/01/2024	5.180	5.180	3,006,854.33	3,006,854.33	0.00	11,656.31	1.0000	0	0.01	0.0000
					4.099	5.252	6,506,854.33	6,506,823.12	46,226.84	32,059.96	0.9929	152	0.41	0.0067
St Lucie O&M														
46849LTK7	126327	CORP: JACKSON NTL	03/09/2023	06/21/2024	2.650	0.884	560,000.00	558,071.20	(13,197.43)	2,885.56	0.0088	112	0.31	0.0024
62479LJG1	126710	CP: MUFG Bank	12/22/2023	09/16/2024	0.000	5.478	1,000,000.00	982,834.61	38,706.11	0.00	0.9613	199	0.54	0.0055
6944PL2B4	126740	CORP: PACIFIC LIFE	01/09/2024	06/24/2025	1.200	4.940	1,000,000.00	956,256.45	51,950.00	2,266.67	0.9481	480	1.30	0.0239
89236TGT6	126289	CORP: Toyota Motor	02/07/2023	02/13/2025	1.800	4.620	1,000,000.00	970,783.88	53,715.00	900.00	0.9463	349	0.95	0.0139
89236TJT3	126773	CORP: Toyota Motor	02/09/2024	01/13/2025	1.450	4.960	500,000.00	485,483.62	15,729.26	966.67	0.9685	318	0.87	0.0120
91282CER8	126488	US Treasury	06/15/2023	05/31/2024	2.500	5.323	750,000.00	749,318.48	19,524.53	4,739.58	0.9740	91	0.25	0.0018
N/A	125280	ST LUCIE SBA	11/05/2020	03/01/2024	5.330	5.330	9,169,896.77	9,169,896.77	0.00	66,660.55	1.0000	0	0.01	0.0000
VP4560000	124612	Principal	11/21/2019	03/01/2024	5.180	5.180	415,763.45	415,763.45	0.00	4,903.90	1.0000	0	0.01	0.0000
					4.037	5.073	14,395,660.22	14,288,408.46	166,427.47	83,322.93	0.9490	92	0.26	0.0036

Investment Report

March 1, 2024

<u>CUSIP</u>	<u>ContNo</u>	<u>Issuer</u>	<u>Purchase Date</u>	<u>Maturity Date</u>	<u>Coupon</u>	<u>Yield to Maturity</u>	<u>Current Par</u>	<u>Market Value</u>	<u>(Premium)/Discount</u>	<u>Accrued Interest</u>	<u>Original Cost</u>	<u>Days To Maturity</u>	<u>Duration</u>	<u>Convexity</u>
St Lucie R&R														
01626FFC7	126659	CP: ALINGHI FUNDING	11/13/2023	06/12/2024	0.000	5.909	500,000.00	495,520.61	16,547.78	0.00	0.9669	103	0.28	0.0021
19767CCC8	126617	CP: COLUMBIA	10/06/2023	03/12/2024	0.000	5.869	500,000.00	499,517.76	12,354.72	0.00	0.9753	11	0.03	0.0002
313384E88	126658	FHLB DN	11/13/2023	09/06/2024	0.000	5.452	500,000.00	486,411.25	21,253.19	0.00	0.9575	189	0.52	0.0050
3133EP2C8	126771	FFCB	02/08/2024	02/28/2025	4.750	4.772	500,000.00	497,393.11	100.00	197.92	0.9998	364	0.98	0.0150
91282CEK3	126518	US Treasury	07/24/2023	04/30/2024	2.500	5.349	500,000.00	501,756.24	10,597.65	4,189.56	0.9788	60	0.16	0.0011
91282CER8	126495	US Treasury	06/15/2023	05/31/2024	2.500	5.323	500,000.00	499,545.66	13,016.34	3,159.72	0.9740	91	0.25	0.0018
91282CEX5	126510	US Treasury	06/29/2023	06/30/2024	3.000	5.441	500,000.00	498,594.44	11,735.57	2,540.98	0.9765	121	0.33	0.0027
91282CFG1	126665	US Treasury	11/13/2023	08/31/2024	3.250	5.431	500,000.00	497,446.39	8,409.54	90.28	0.0543	183	0.51	0.0050
91282CFQ9	126660	US Treasury	11/13/2023	10/31/2024	4.375	5.371	500,000.00	504,574.86	4,628.91	7,331.73	0.9907	244	0.66	0.0081
VP4560000	124590	Principal	11/04/2019	03/01/2024	5.180	5.180	4,362,797.47	4,362,797.47	0.00	18,960.82	1.0000	0	0.01	0.0000
					3.699	5.310	8,862,797.47	8,843,557.79	98,643.70	36,471.01	0.9365	77	0.21	0.0023
STL Pool Summary					3.665	4.757	187,941,651.75	187,448,502.80	2,344,277.33	1,595,281.44	0.9820	505	1.31	0.0407
Stanton Contingency														
3130ARQ61	125890	FHLB	05/25/2022	10/21/2024	2.200	2.210	900,000.00	883,255.00	225.00	12,025.00	0.9998	234	0.63	0.0076
VP4560000	124591	Principal	11/04/2019	03/01/2024	5.180	5.180	238,361.17	238,361.17	0.00	1,030.16	1.0000	0	0.01	0.0000
					2.824	2.832	1,138,361.17	1,121,616.17	225.00	13,055.16	0.9998	185	0.50	0.0060
Stanton General Reserve														
19767CCC8	126615	CP: COLUMBIA	10/06/2023	03/12/2024	0.000	5.869	2,000,000.00	1,998,071.04	49,418.89	0.00	0.9753	11	0.03	0.0002
313384YZ6	126768	FHLB DN	02/07/2024	07/05/2024	0.000	5.276	2,000,000.00	1,963,432.04	42,051.11	0.00	0.9790	126	0.34	0.0028
3135GAG54	126357	FNMA - Callable	03/31/2023	09/30/2024	5.250	5.250	500,000.00	510,739.39	0.00	11,010.42	1.0000	213	0.57	0.0067
576051VX1	125492	MUNI: MASSWTR	05/13/2021	08/01/2024	1.862	0.413	1,000,000.00	948,271.67	(46,250.00)	1,551.67	1.0463	153	0.42	0.0036
74368CBF0	126418	CORP: PROTECTIVELIFE	04/28/2023	07/05/2024	0.781	5.234	500,000.00	492,684.87	25,292.50	607.44	0.9494	126	0.34	0.0028
912796Y52	126728	US Treasury	01/05/2024	07/05/2024	0.000	5.258	1,500,000.00	1,472,271.16	38,220.00	0.00	0.9745	126	0.34	0.0028
912797HF74	126653	US Treasury	11/10/2023	04/11/2024	0.000	5.417	1,000,000.00	993,867.49	22,142.50	0.00	0.9779	41	0.11	0.0007
91282CEK3	126419	US Treasury	04/27/2023	04/30/2024	2.500	4.637	500,000.00	501,756.24	10,410.16	4,189.56	0.9792	60	0.16	0.0011
VP4560000	124592	Principal	11/04/2019	03/01/2024	5.180	5.180	1,564,665.87	1,564,665.87	0.00	8,584.42	1.0000	0	0.01	0.0000
					1.347	4.891	10,564,665.87	10,445,759.77	141,285.16	25,943.51	0.9866	81	0.22	0.0019
Stanton O&M														
313384VE6	126689	FHLB DN	12/05/2023	04/05/2024	0.000	5.403	500,000.00	497,464.42	8,845.00	0.00	0.9823	35	0.10	0.0006
3133EPJ71	126687	FFCB	12/05/2023	12/04/2024	5.125	5.100	500,000.00	505,370.14	(119.00)	6,192.71	1.0002	278	0.75	0.0099
N/A	125281	STANTON SBA	11/05/2020	03/01/2024	5.330	5.330	4,599,207.55	4,599,207.55	0.00	49,819.98	1.0000	0	0.01	0.0000
VP4560000	124615	Principal	11/21/2019	03/01/2024	5.180	5.180	1,149,914.51	1,149,914.51	0.00	7,120.01	1.0000	0	0.01	0.0000
					4.894	5.293	6,749,122.06	6,751,956.62	8,726.00	63,132.70	0.9987	23	0.07	0.0008

Investment Report

March 1, 2024

<u>CUSIP</u>	<u>ContNo</u>	<u>Issuer</u>	<u>Purchase Date</u>	<u>Maturity Date</u>	<u>Coupon</u>	<u>Yield to Maturity</u>	<u>Current Par</u>	<u>Market Value</u>	<u>(Premium)/Discount</u>	<u>Accrued Interest</u>	<u>Original Cost</u>	<u>Days To Maturity</u>	<u>Duration</u>	<u>Convexity</u>
Stanton R&R														
3130AVK76	126362	FHLB	04/03/2023	04/03/2024	4.625	4.690	500,000.00	509,150.53	315.00	9,506.94	0.9994	33	0.09	0.0005
313384YZ6	126769	FHLB DN	02/07/2024	07/05/2024	0.000	5.276	750,000.00	736,287.02	15,769.17	0.00	0.9790	126	0.34	0.0028
8672E2G93	126746	CP: SUNCORP	01/19/2024	07/09/2024	0.000	5.507	500,000.00	494,359.64	12,613.33	0.00	0.9748	130	0.36	0.0030
8672E2G93	126748	CP: SUNCORP	01/19/2024	07/09/2024	0.000	5.507	500,000.00	494,359.64	12,613.33	0.00	0.9748	130	0.36	0.0030
9128282N9	126704	US Treasury	12/15/2023	07/31/2024	2.125	5.091	500,000.00	494,234.87	9,062.50	875.69	0.9819	152	0.42	0.0037
91282CEX5	126519	US Treasury	07/24/2023	06/30/2024	3.000	5.334	500,000.00	498,594.44	10,513.82	2,540.98	0.9790	121	0.33	0.0027
91282CFQ9	126777	US Treasury	02/21/2024	10/31/2024	4.375	5.118	875,000.00	883,006.01	4,409.18	12,830.53	0.9950	244	0.66	0.0081
91282CFX4	126790	US Treasury	02/21/2024	11/30/2024	4.500	5.096	875,000.00	880,761.74	3,964.62	9,897.54	0.9955	274	0.74	0.0098
VP4560000	124596	Principal	11/04/2019	03/01/2024	5.180	5.180	1,079,944.47	1,079,944.47	0.00	7,488.48	1.0000	0	0.01	0.0000
					2.999	5.190	6,079,944.47	6,070,698.36	69,260.95	43,140.16	0.9886	137	0.37	0.0040
STN Pool Summary					2.801	4.980	24,532,093.57	24,390,030.92	219,497.11	145,271.53	0.9911	84	0.23	0.0023
Stanton II Contingency														
3135GAG54	126358	FNMA - Callable	03/31/2023	09/30/2024	5.250	5.250	250,000.00	255,369.70	0.00	5,505.21	1.0000	213	0.57	0.0067
912796Y52	126729	US Treasury	01/05/2024	07/05/2024	0.000	5.258	250,000.00	245,378.53	6,370.00	0.00	0.9745	126	0.34	0.0028
91282CEK3	126421	US Treasury	04/27/2023	04/30/2024	2.500	4.637	250,000.00	250,878.12	5,205.07	2,094.78	0.9792	60	0.16	0.0011
VP4560000	124593	Principal	11/04/2019	03/01/2024	5.180	5.180	382,317.72	382,317.72	0.00	1,652.31	1.0000	0	0.01	0.0000
					3.460	5.093	1,132,317.72	1,133,944.07	11,575.07	9,252.30	0.9898	88	0.24	0.0023
STANTON II DEBT SERVICE 2017A														
912797GY7	126762	US Treasury	01/29/2024	03/28/2024	0.000	5.376	150,000.00	149,392.96	1,288.78	0.00	0.9914	27	0.07	0.0004
912797JK4	126679	US Treasury	11/29/2023	03/26/2024	0.000	5.410	145,000.00	144,456.50	2,485.70	0.00	0.9829	25	0.07	0.0004
X9X9USDADM1	123460	MORGAN STANLEY LIQ	03/12/2019	03/01/2024	4.970	4.970	78,393.77	78,393.77	0.00	60.70	1.0000	0	0.01	0.0000
					1.043	5.304	373,393.77	372,243.23	3,774.48	60.70	0.9899	21	0.06	0.0003
STANTON II DEBT SERVICE 2017B														
3130ARE72	126651	FHLB	10/31/2023	03/28/2024	2.550	5.531	475,000.00	479,161.72	5,703.80	5,147.81	0.9880	27	0.07	0.0004
912797GY7	126718	US Treasury	12/28/2023	03/28/2024	0.000	5.388	475,000.00	473,077.70	6,279.63	0.00	0.9868	27	0.07	0.0004
912797GY7	126763	US Treasury	01/29/2024	03/28/2024	0.000	5.376	475,000.00	473,077.70	4,081.14	0.00	0.9914	27	0.07	0.0004
912797JK4	126680	US Treasury	11/29/2023	03/26/2024	0.000	5.410	475,000.00	473,219.55	8,142.82	0.00	0.9829	25	0.07	0.0004
X9X9USDADM1	123461	MORGAN STANLEY LIQ	03/12/2019	03/01/2024	4.970	4.970	476,568.47	476,568.47	0.00	290.80	1.0000	0	0.01	0.0000
					1.506	5.335	2,376,568.47	2,375,105.14	24,207.39	5,438.61	0.9898	21	0.06	0.0003
STANTON II DEBT SERVICE 2022A														
3130ARE72	126652	FHLB	10/31/2023	03/28/2024	2.550	5.531	525,000.00	529,599.80	6,304.20	5,689.69	0.9880	27	0.07	0.0004
912797GY7	126719	US Treasury	12/28/2023	03/28/2024	0.000	5.388	530,000.00	527,855.11	7,006.75	0.00	0.9868	27	0.07	0.0004
912797GY7	126764	US Treasury	01/29/2024	03/28/2024	0.000	5.376	525,000.00	522,875.35	4,510.73	0.00	0.9914	27	0.07	0.0004
912797JK4	126681	US Treasury	11/29/2023	03/26/2024	0.000	5.410	525,000.00	523,032.14	8,999.96	0.00	0.9829	25	0.07	0.0004
X9X9USDADM1	126019	MORGAN STANLEY LIQ	07/27/2022	03/01/2024	4.970	4.970	525,889.27	525,889.27	0.00	315.64	1.0000	0	0.01	0.0000
					1.502	5.335	2,630,889.27	2,629,251.67	26,821.64	6,005.33	0.9898	21	0.06	0.0003

Investment Report

March 1, 2024

<u>CUSIP</u>	<u>ContNo</u>	<u>Issuer</u>	<u>Purchase Date</u>	<u>Maturity Date</u>	<u>Coupon</u>	<u>Yield to Maturity</u>	<u>Current Par</u>	<u>Market Value</u>	<u>(Premium)/Discount</u>	<u>Accrued Interest</u>	<u>Original Cost</u>	<u>Days To Maturity</u>	<u>Duration</u>	<u>Convexity</u>
STANTON II DEBT SERVICE POOLED LOAN 2020-1														
N/A	125215	Goldman Sachs M-Mkt	09/28/2020	03/01/2024	4.940	4.940	602.49	602.49	0.00	2.47	1.0000	0	0.01	0.0000
					4.940	4.940	602.49	602.49	0.00	2.47	1.0000	0	0.01	0.0000
Stanton II General Reserve														
19767CCC8	126616	CP: COLUMBIA	10/06/2023	03/12/2024	0.000	5.869	2,000,000.00	1,998,071.04	49,418.89	0.00	0.9753	11	0.03	0.0002
3134GXA61	126522	FHLMC - Callable	07/24/2023	12/30/2024	4.000	5.286	1,000,000.00	995,990.12	17,560.00	6,777.78	0.9824	304	0.82	0.0113
4423315T7	124242	MUNI: HOUSTON	09/10/2019	03/01/2024	1.950	1.845	500,000.00	481,938.50	(2,255.00)	4,875.00	1.0045	0	0.00	0.0000
53944QD23	126630	CP: LMA Americas	10/31/2023	04/02/2024	0.000	5.876	1,500,000.00	1,495,799.09	36,190.00	0.00	0.9759	32	0.09	0.0005
62455FG18	126696	CP: Mountcliff Fund	12/15/2023	07/01/2024	0.000	5.616	3,000,000.00	2,968,218.39	88,886.67	0.00	0.9704	122	0.33	0.0027
64966MGL7	123854	MUNI: NYC Trans Fin	06/21/2019	12/01/2024	2.900	2.355	2,875,000.00	2,783,792.23	(79,522.50)	21,075.35	1.0277	275	0.75	0.0095
67869TAD7	123970	MUNI: OKL CNTY SD	07/15/2019	06/01/2024	2.650	2.260	1,000,000.00	976,548.61	(17,870.00)	6,698.61	1.0179	92	0.26	0.0018
74153WCM9	125522	CORP: PRICOA GL FD	06/10/2021	09/01/2025	0.800	0.860	895,000.00	847,341.72	2,225.31	3,580.00	0.9975	549	1.49	0.0303
864784GR8	125296	MUNI: SUFFOLKVA	12/04/2020	06/01/2024	0.750	0.391	1,000,000.00	939,371.00	(12,440.00)	1,875.00	1.0124	92	0.26	0.0017
8672E2D21	126619	CP: SUNCORP	10/06/2023	04/02/2024	0.000	5.889	2,000,000.00	1,994,398.79	55,987.22	0.00	0.9720	32	0.09	0.0005
8672E2G93	126745	CP: SUNCORP	01/19/2024	07/09/2024	0.000	5.507	1,000,000.00	988,719.29	25,226.67	0.00	0.9748	130	0.36	0.0030
88213AHL2	123968	MUNI: TEXAS A&M UNIV	07/15/2019	05/15/2024	2.884	2.215	500,000.00	490,833.94	(15,195.00)	4,285.94	1.0304	75	0.21	0.0013
91282CDS7	125762	US Treasury	01/18/2022	01/15/2025	1.125	1.202	5,000,000.00	4,650,261.02	11,300.00	7,108.52	0.9977	320	0.87	0.0118
91282CEX5	126300	US Treasury	02/15/2023	06/30/2024	3.000	4.934	500,000.00	498,594.44	12,679.64	2,540.98	0.9746	121	0.33	0.0027
91282CFQ9	126775	US Treasury	02/21/2024	10/31/2024	4.375	5.118	3,500,000.00	3,532,024.05	17,636.72	51,322.12	0.9950	244	0.66	0.0081
91282CFX4	126792	US Treasury	02/21/2024	11/30/2024	4.500	5.096	3,000,000.00	3,019,754.52	13,593.75	33,934.43	0.9955	274	0.74	0.0098
VP4560000	124594	Principal	11/04/2019	03/01/2024	5.180	5.180	1,416,259.09	1,416,259.09	0.00	11,806.83	1.0000	0	0.01	0.0000
					2.025	3.950	30,686,259.09	30,077,915.84	203,422.37	155,880.56	0.9934	188	0.51	0.0066
Stanton II O&M														
66815L2B4	126449	NW MUTUAL	05/30/2023	03/25/2024	0.600	5.315	500,000.00	499,711.22	18,665.00	1,300.00	0.9627	24	0.07	0.0004
N/A	125282	STANTON II SBA	11/05/2020	03/01/2024	5.330	5.330	6,556,245.58	6,556,245.58	0.00	76,081.87	1.0000	0	0.01	0.0000
VP4560000	125385	Principal	12/31/2020	03/01/2024	5.180	5.180	525,605.91	525,605.91	0.00	8,722.42	1.0000	0	0.01	0.0000
					5.008	5.319	7,581,851.49	7,581,562.71	18,665.00	86,104.29	0.9975	2	0.01	0.0001
STANTON II PROJECT FUND 2020 POOLED LOAN														
N/A	125118	Goldman Sachs M-Mkt	06/25/2020	03/01/2024	4.940	4.940	0.05	0.05	0.00	0.00	1.0000	0	0.01	0.0000
					4.940	4.940	0.05	0.05	0.00	0.00	1.0000	0	0.01	0.0000

Investment Report

March 1, 2024

<u>CUSIP</u>	<u>ContNo</u>	<u>Issuer</u>	<u>Purchase Date</u>	<u>Maturity Date</u>	<u>Coupon</u>	<u>Yield to Maturity</u>	<u>Current Par</u>	<u>Market Value</u>	<u>(Premium)/Discount</u>	<u>Accrued Interest</u>	<u>Original Cost</u>	<u>Days To Maturity</u>	<u>Duration</u>	<u>Convexity</u>
Stanton II R&R														
74368CBF0	126420	CORP: PROTECTIVELIFE	04/28/2023	07/05/2024	0.781	5.234	500,000.00	492,684.87	25,292.50	607.44	0.9494	126	0.34	0.0028
808513BU8	126338	CORP: SCHWAB	03/27/2023	04/01/2024	3.750	5.605	500,000.00	507,029.43	9,000.00	7,812.50	0.9820	31	0.08	0.0005
8672E2G93	126747	CP: SUNCORP	01/19/2024	07/09/2024	0.000	5.507	1,000,000.00	988,719.29	25,226.67	0.00	0.9748	130	0.36	0.0030
912797FS1	126701	US Treasury	12/15/2023	06/13/2024	0.000	5.268	500,000.00	492,310.85	12,695.14	0.00	0.9746	104	0.28	0.0021
912797HG5	126666	US Treasury	11/15/2023	04/25/2024	0.000	5.419	500,000.00	495,895.33	11,711.25	0.00	0.9766	55	0.15	0.0009
91282CEX5	126299	US Treasury	02/15/2023	06/30/2024	3.000	4.934	500,000.00	498,594.44	12,679.64	2,540.98	0.9746	121	0.33	0.0027
91282CFQ9	126776	US Treasury	02/21/2024	10/31/2024	4.375	5.118	1,000,000.00	1,009,149.73	5,039.06	14,663.46	0.9950	244	0.66	0.0081
91282CFX4	126791	US Treasury	02/21/2024	11/30/2024	4.500	5.096	1,000,000.00	1,006,584.84	4,531.25	11,311.48	0.9955	274	0.74	0.0098
VP4560000	124595	Principal	11/04/2019	03/01/2024	5.180	5.180	2,865,589.83	2,865,589.83	0.00	14,900.14	1.0000	0	0.01	0.0000
					3.285	5.235	8,365,589.83	8,356,558.61	106,175.51	51,836.00	0.9873	104	0.28	0.0030
STANTON II REVENUE FUND 2020 POOLED LOAN														
N/A	125409	Goldman Sachs M-Mkt	03/29/2021	03/01/2024	4.940	4.940	6.64	6.64	0.00	0.05	1.0000	0	0.01	0.0000
					4.940	4.940	6.64	6.64	0.00	0.05	1.0000	0	0.01	0.0000
STANTON II SUBORDINATED DEBT FUND 2020														
X9X9USDADM1	125145	MORGAN STANLEY LIQ	07/27/2020	03/01/2024	4.970	4.970	240,636.02	240,636.02	0.00	823.49	1.0000	0	0.01	0.0000
					4.970	4.970	240,636.02	240,636.02	0.00	823.49	1.0000	0	0.01	0.0000
		STN2 Pool Summary			2.634	4.514	53,388,114.84	52,767,826.47	394,641.46	315,403.80	0.9926	129	0.35	0.0043
Tri City Contingency														
61690U3S7	126598	CD: MORGAN	03/30/2023	03/28/2024	5.000	4.986	100,000.00	104,542.41	0.00	4,616.44	1.0000	27	0.07	0.0004
808513BU8	126335	CORP: SCHWAB	03/27/2023	04/01/2024	3.750	5.605	100,000.00	101,405.89	1,800.00	1,562.50	0.9820	31	0.08	0.0005
VP4560000	124597	Principal	11/04/2019	03/01/2024	5.180	5.180	125,165.56	125,165.56	0.00	540.94	1.0000	0	0.01	0.0000
					4.685	5.251	325,165.56	331,113.86	1,800.00	6,719.88	0.9945	18	0.05	0.0003
Tri City General Reserve														
3130ASRQ46	126001	FHLB	07/29/2022	07/26/2024	3.450	3.450	250,000.00	248,960.03	0.00	838.54	1.0000	147	0.40	0.0035
313384YZ6	126767	FHLB DN	02/07/2024	07/05/2024	0.000	5.276	250,000.00	245,429.01	5,256.39	0.00	0.9790	126	0.34	0.0028
53944QD23	126631	CP: LMA Americas	10/31/2023	04/02/2024	0.000	5.876	250,000.00	249,299.85	6,031.67	0.00	0.9759	32	0.09	0.0005
808513BU8	126336	CORP: SCHWAB	03/27/2023	04/01/2024	3.750	5.605	150,000.00	152,108.83	2,700.00	2,343.75	0.9820	31	0.08	0.0005
912796Y52	126731	US Treasury	01/05/2024	07/05/2024	0.000	5.258	250,000.00	245,378.53	6,370.00	0.00	0.9745	126	0.34	0.0028
VP4560000	124598	Principal	11/04/2019	03/01/2024	5.180	5.180	151,991.53	151,991.53	0.00	810.66	1.0000	0	0.01	0.0000
					1.699	5.064	1,301,991.53	1,293,167.78	20,358.06	3,992.95	0.9844	86	0.24	0.0019

Investment Report

March 1, 2024

<u>CUSIP</u>	<u>ContNo</u>	<u>Issuer</u>	<u>Purchase Date</u>	<u>Maturity Date</u>	<u>Coupon</u>	<u>Yield to Maturity</u>	<u>Current Par</u>	<u>Market Value</u>	<u>(Premium)/Discount</u>	<u>Accrued Interest</u>	<u>Original Cost</u>	<u>Days To Maturity</u>	<u>Duration</u>	<u>Convexity</u>
Tri City O&M														
313384M71	126688	FHLB DN	12/05/2023	10/31/2024	0.000	5.183	250,000.00	241,297.25	11,194.22	0.00	0.9552	244	0.67	0.0074
313384VE6	126690	FHLB DN	12/05/2023	04/05/2024	0.000	5.403	250,000.00	248,732.21	4,422.50	0.00	0.9823	35	0.10	0.0006
63873JG87	126634	CP: NATIXIS NY	10/31/2023	07/08/2024	0.000	5.921	250,000.00	248,603.97	9,830.83	0.00	0.9607	129	0.35	0.0030
74368CAP9	126452	CORP: PROTECTIVELIFE	05/30/2023	04/15/2024	3.104	5.280	200,000.00	201,747.78	3,682.00	2,345.24	0.9816	45	0.12	0.0008
912828YE4	126691	US Treasury	12/05/2023	08/31/2024	1.250	5.229	250,000.00	247,479.55	7,099.61	8.49	0.9716	183	0.51	0.0050
91282CER8	126498	US Treasury	06/15/2023	05/31/2024	2.500	5.323	200,000.00	199,818.26	5,206.54	1,263.89	0.9740	91	0.25	0.0018
91282CEX5	126503	US Treasury	06/29/2023	06/30/2024	3.000	5.441	200,000.00	199,437.77	4,694.22	1,016.39	0.9765	121	0.33	0.0027
N/A	125283	TRI CITY SBA	11/05/2020	03/01/2024	5.330	5.330	951,964.14	951,964.14	0.00	11,530.49	1.0000	0	0.01	0.0000
VP4560000	124614	Principal	11/21/2019	03/01/2024	5.180	5.180	449,584.82	449,584.82	0.00	2,644.80	1.0000	0	0.01	0.0000
					3.144	5.346	3,001,548.96	2,988,665.75	46,129.92	18,809.30	0.9846	66	0.19	0.0017
Tri City R&R														
3130ALRX4	126550	FHLB	08/10/2023	07/08/2024	0.500	5.399	250,000.00	245,992.85	10,750.00	184.03	0.9570	129	0.35	0.0029
66815L2B4	126450	NW MUTUAL	05/30/2023	03/25/2024	0.600	5.315	200,000.00	199,884.49	7,466.00	520.00	0.9627	24	0.07	0.0004
74256LEL9	125888	CORP: PRINCIPAL LIFE	05/26/2022	04/12/2024	0.750	3.296	250,000.00	249,373.25	11,517.06	723.96	0.9539	42	0.11	0.0007
912796Y52	126730	US Treasury	01/05/2024	07/05/2024	0.000	5.258	200,000.00	196,302.82	5,096.00	0.00	0.9745	126	0.34	0.0028
91282CER8	126497	US Treasury	06/15/2023	05/31/2024	2.500	5.323	250,000.00	249,772.83	6,508.18	1,579.86	0.9740	91	0.25	0.0018
91282CEX5	126504	US Treasury	06/29/2023	06/30/2024	3.000	5.441	150,000.00	149,578.33	3,520.67	762.30	0.9765	121	0.33	0.0027
91282CFQ9	126778	US Treasury	02/21/2024	10/31/2024	4.375	5.118	250,000.00	252,287.43	1,259.77	3,665.87	0.9950	244	0.66	0.0081
91282CFX4	126789	US Treasury	02/21/2024	11/30/2024	4.500	5.096	250,000.00	251,646.21	1,132.75	2,827.87	0.9955	274	0.74	0.0098
VP4560000	124578	Principal	11/04/2019	03/01/2024	5.180	5.180	505,880.75	505,880.75	0.00	3,034.44	1.0000	0	0.01	0.0000
					2.752	5.035	2,305,880.75	2,300,718.96	47,250.43	13,298.33	0.9795	105	0.29	0.0030
TRI Pool Summary					2.815	5.185	6,934,586.80	6,913,666.35	115,538.41	42,820.46	0.9833	81	0.22	0.0021
FMMA AS AGENT FOR UTILITIES COMMISSION NEW SMYRNA BEACH														
05600LAB2	125728	CORP: BMW	12/22/2021	08/14/2024	2.400	1.130	5,000,000.00	4,938,286.93	(165,000.00)	5,666.67	1.0330	166	0.45	0.0042
31422XRZ7	125733	FAMCA	12/27/2021	12/27/2024	0.940	0.930	2,500,000.00	2,316,977.78	(725.00)	4,177.78	1.0003	301	0.82	0.0106
718172BM0	125727	CORP: PHILLIP MORRIS	12/22/2021	11/10/2024	3.250	1.080	4,306,000.00	4,288,965.86	(264,517.58)	43,149.71	1.0614	254	0.69	0.0087
82124LCU4	126711	CP: Sheffield	12/22/2023	03/28/2024	0.000	5.602	5,000,000.00	4,988,179.77	73,154.15	0.00	0.9854	27	0.07	0.0004
912828YY0	125787	US Treasury	01/27/2022	12/31/2024	1.750	1.232	4,880,000.00	4,621,313.55	(72,472.49)	14,466.67	1.0149	305	0.83	0.0110
N/A	125737	UCNSB SBA	12/20/2021	03/01/2024	5.330	5.330	14,216,720.92	14,216,720.92	0.00	259,579.74	1.0000	0	0.01	0.0000
VP4560000	125725	Principal	12/20/2021	03/01/2024	5.180	5.180	5,618,959.92	5,618,959.92	0.00	24,164.67	1.0000	0	0.01	0.0000
					3.414	3.649	41,521,680.84	40,989,404.73	(429,560.92)	351,205.24	1.0103	104	0.29	0.0034
UCNS Pool Summary					3.414	3.649	41,521,680.84	40,989,404.73	(429,560.92)	351,205.24	1.0103	104	0.29	0.0034
Open Investments					3.303	4.467	597,368,680.30	592,218,837.27	1,293,798.96	4,506,773.91	0.9944	264	0.70	0.0177