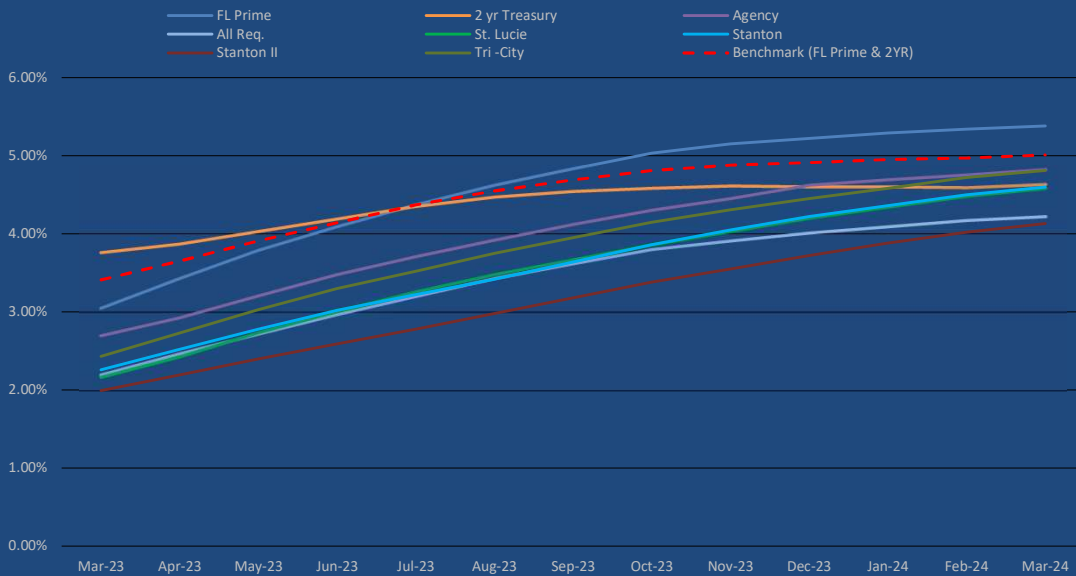
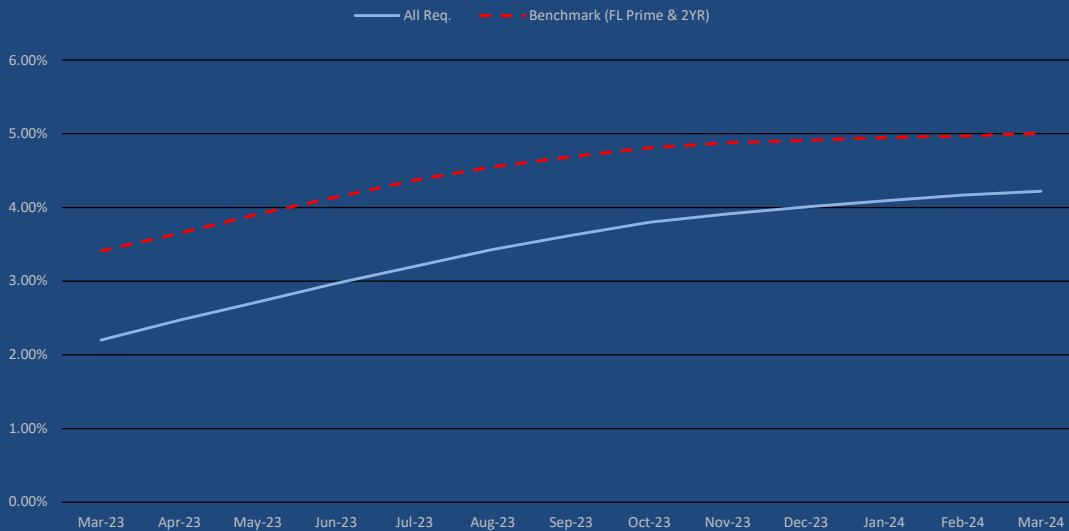


FMPA BOD Projects Rolling 12 Month Weighted Average Yield vs. Florida Prime and 2 YR Treasury (MAR 2023 - MAR 2024)



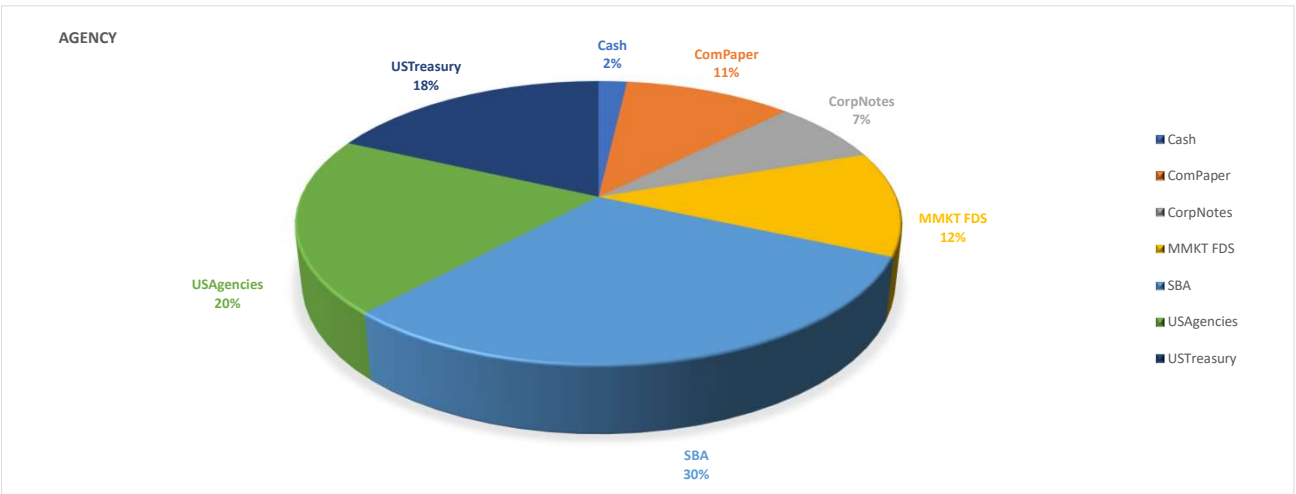
Rolling 12 month average	FL Prime	2 yr Treasury	Benchmark	Agency	All Req.	St. Lucie	Stanton	Stanton II	Tri -City
3/31/2023	3.05%	3.76%	3.41%	2.70%	2.20%	2.17%	2.26%	1.99%	2.43%
4/30/2023	3.43%	3.87%	3.65%	2.93%	2.47%	2.43%	2.52%	2.19%	2.73%
5/31/2023	3.79%	4.03%	3.91%	3.21%	2.72%	2.74%	2.78%	2.40%	3.03%
6/30/2023	4.09%	4.19%	4.14%	3.48%	2.97%	3.01%	3.02%	2.59%	3.30%
7/31/2023	4.37%	4.35%	4.37%	3.71%	3.20%	3.26%	3.22%	2.78%	3.52%
8/31/2023	4.62%	4.47%	4.55%	3.92%	3.43%	3.48%	3.42%	2.98%	3.75%
9/30/2023	4.83%	4.54%	4.69%	4.12%	3.62%	3.67%	3.64%	3.18%	3.95%
10/31/2023	5.03%	4.58%	4.81%	4.30%	3.80%	3.86%	3.86%	3.38%	4.15%
11/30/2023	5.15%	4.61%	4.88%	4.45%	3.91%	4.03%	4.05%	3.55%	4.31%
12/31/2023	5.22%	4.60%	4.91%	4.62%	4.01%	4.20%	4.22%	3.72%	4.45%
1/31/2024	5.29%	4.60%	4.95%	4.69%	4.09%	4.34%	4.36%	3.88%	4.58%
2/29/2024	5.34%	4.59%	4.97%	4.75%	4.17%	4.48%	4.50%	4.02%	4.72%
3/31/2024	5.38%	4.63%	5.01%	4.82%	4.22%	4.58%	4.60%	4.13%	4.81%

FMPA All-Requirements Rolling 12 Month Weighted Average Yield vs. Florida Prime and 2 Year Treasury (MAR 2023 - MAR 2024)

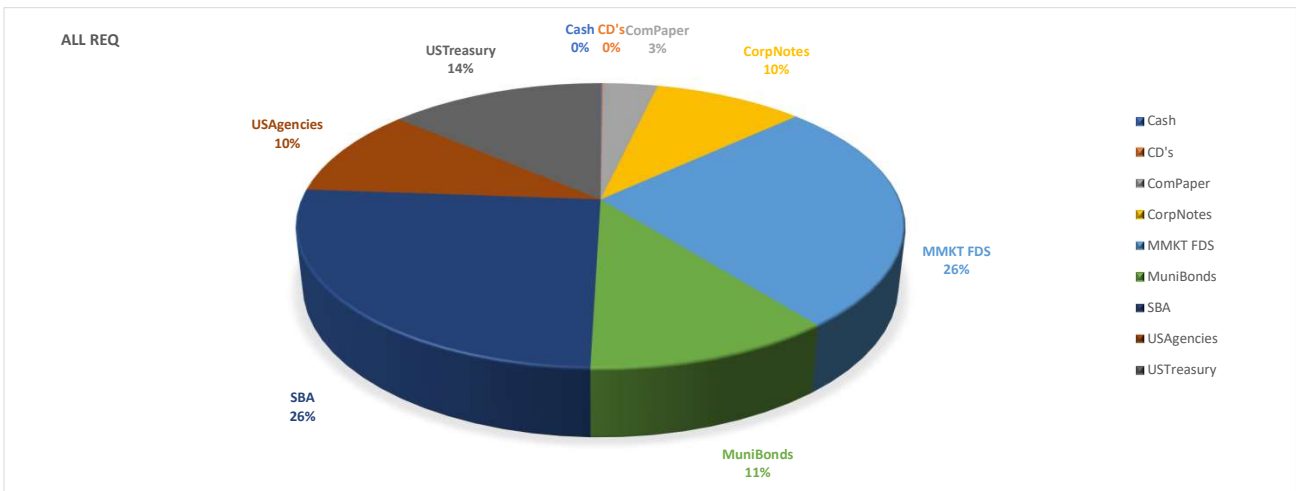


### FMPA\_MonthlyDiversification\_Mar 2024

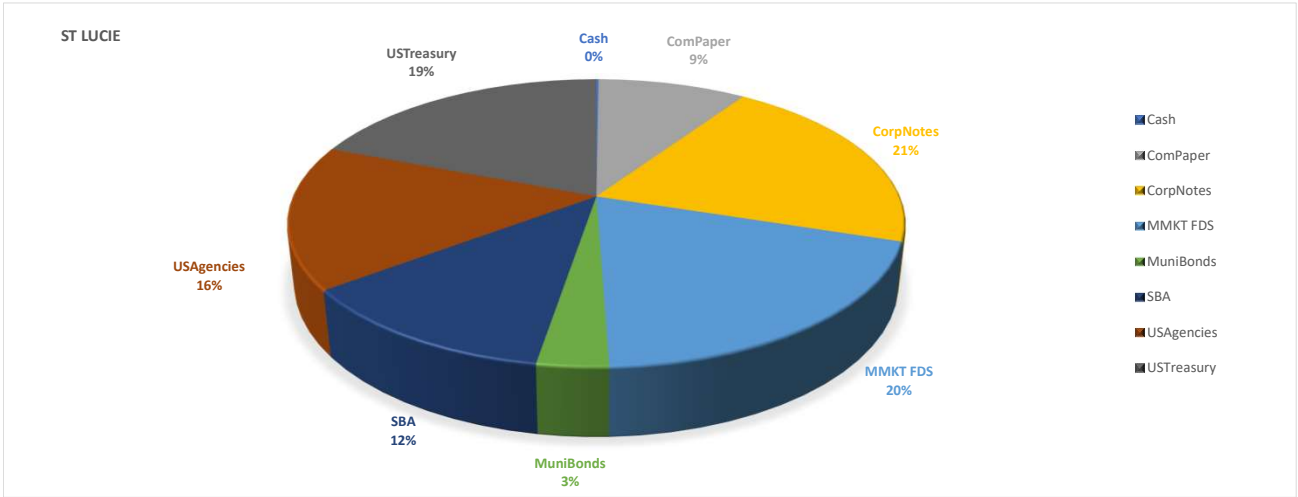
AGENCY		Cash	ComPaper	CorpNotes	MMKT FDS	SBA	USAgencies	USTreasury	Grand Total
AGN	250,000.00	-	-	-	-	-	-	-	250,000.00
AGN-O&M	-	1,480,425.26	989,207.71	1,615,794.07	4,163,417.29	2,764,026.93	2,490,211.52	13,503,082.78	
AGN-PJ23	-	-	-	30,712.82	-	-	-	30,712.82	
<b>Grand Total</b>	<b>250,000.00</b>	<b>1,480,425.26</b>	<b>989,207.71</b>	<b>1,646,506.89</b>	<b>4,163,417.29</b>	<b>2,764,026.93</b>	<b>2,490,211.52</b>	<b>13,783,795.60</b>	
% OF TOTAL	2%	11%	7%	12%	30%	20%	18%	100%	



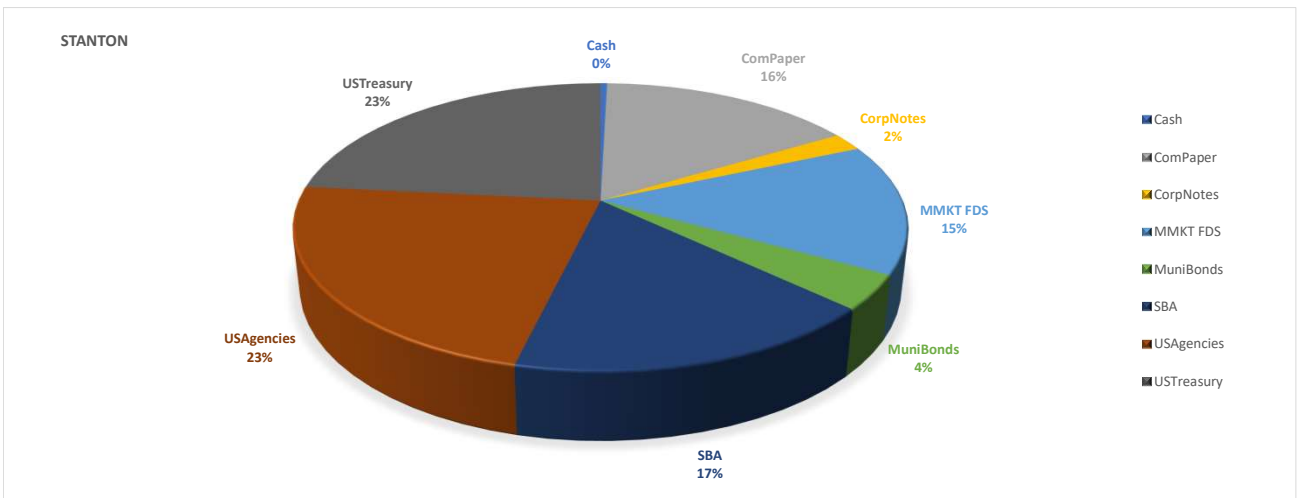
ALL REQ		Cash	CD's	ComPaper	CorpNotes	MMKT FDS	MuniBonds	SBA	USAgencies	USTreasury	Grand Total
ARP	250,000.00	-	-	-	-	-	-	-	-	-	250,000.00
ARP RPA	-	-	-	1,492,726.19	497,213.81	346,623.12	-	-	808,893.86	788,098.28	3,933,555.26
ARP-2019A	-	-	-	-	-	1,901,874.43	-	-	-	-	1,901,874.43
ARP-21A DS	-	-	-	-	-	598,959.51	-	-	-	-	598,959.51
ARP-21B DS	-	-	-	-	-	1,069,147.42	-	-	-	-	1,069,147.42
ARP-21BSUB	-	-	-	-	15,735,017.35	2,293,941.86	19,829,797.74	30,942,112.57	5,390,234.17	9,910,263.96	84,101,367.65
ARP-CON13A	-	-	-	-	-	828,313.34	-	-	652,504.45	248,023.96	1,728,841.75
ARP-CONT	-	-	-	-	986,453.30	441,164.61	-	-	-	-	1,427,617.91
ARP-DS15B	-	-	-	-	-	5,619,489.57	-	-	-	-	5,619,489.57
ARP-DS16A	-	-	-	-	-	21,985,115.37	-	-	-	-	21,985,115.37
ARP-DS17A	-	-	-	-	-	1,836,853.78	-	-	-	-	1,836,853.78
ARP-DS17B	-	-	-	-	-	4,968,707.09	-	-	-	-	4,968,707.09
ARP-DS18A	-	-	-	-	-	1,071,139.16	-	-	-	-	1,071,139.16
ARP-DS22-B	-	-	-	-	-	84,978.20	-	-	-	-	84,978.20
ARP-DS22-T	-	-	-	-	-	27.16	-	-	-	-	27.16
ARP-GEN	-	233,572.46	-	-	500,604.64	609,133.96	-	-	3,515,643.70	506,610.29	5,365,565.05
ARP-O&M	-	-	-	4,978,761.41	-	16,405,653.28	969,979.00	36,943,612.63	2,031,157.98	3,762,614.40	65,091,778.70
ARP-PR22-B	-	-	-	-	-	255,568.33	-	-	-	14,826,789.68	15,082,358.01
ARP-R&R	-	-	-	-	7,408,230.73	4,885,413.59	8,573,543.25	-	14,449,794.17	6,013,947.60	41,330,929.34
ARP-REV22	-	-	-	-	-	2,178.15	-	-	-	-	2,178.15
ARP-SOLAR	-	-	-	-	-	3,870,541.19	-	-	-	-	3,870,541.19
ARP-SUBDBT	-	-	-	-	-	2.67	-	-	-	-	2.67
<b>Grand Total</b>	<b>250,000.00</b>	<b>233,572.46</b>	<b>6,471,487.60</b>	<b>25,127,519.83</b>	<b>69,074,825.79</b>	<b>29,373,319.99</b>	<b>67,885,725.20</b>	<b>26,848,228.33</b>	<b>36,056,348.17</b>	<b>261,321,027.37</b>	
% OF TOTAL	0%	0%	3%	10%	26%	11%	26%	10%	14%	100%	



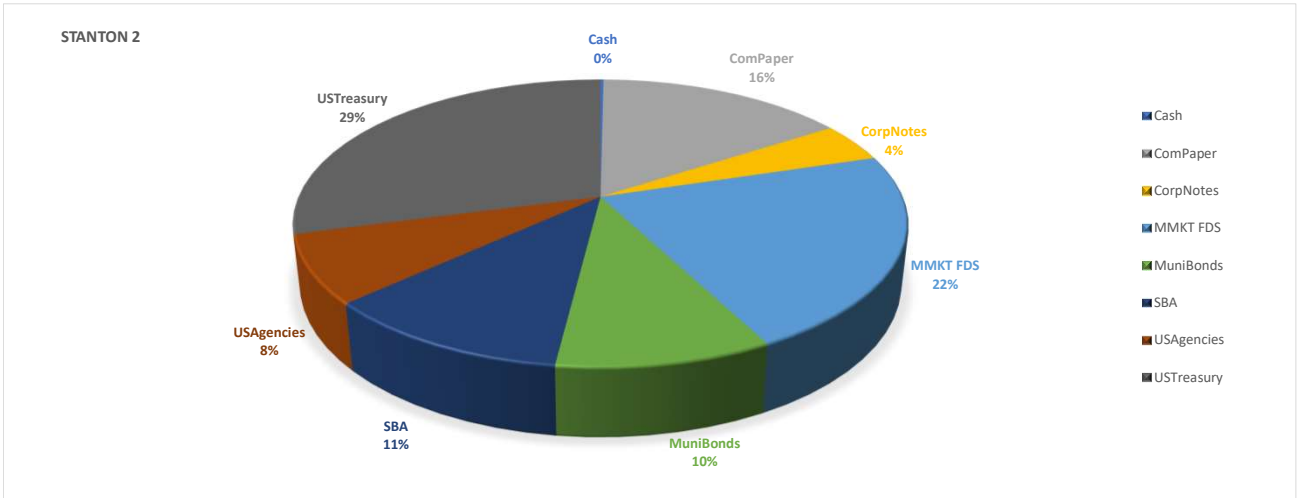
ST LUCIE		CD's	ComPaper	CorpNotes	MMKT FDS	MuniBonds	SBA	USAgencies	USTreasury	Grand Total
SL	100,000.00	-	-	-	-	-	-	-	-	100,000.00
STL NFS	-	-	983,598.88	974,489.93	2,491,495.97	-	-	1,261,598.51	1,255,303.19	6,966,486.48
STL-CONT	-	-	-	1,462,889.92	514,199.00	479,848.31	-	-	-	2,456,937.23
STL-DS13A	-	-	-	-	786,498.43	-	-	-	-	786,498.43
STL-DS21A	-	-	-	-	1,134,919.13	-	-	-	-	1,134,919.13
STL-DS21B	-	-	-	-	858,285.91	-	-	-	-	858,285.91
STL-GEN	-	-	3,362,956.96	10,215,513.24	4,271,735.23	1,926,250.78	-	10,069,710.38	10,010,320.81	39,856,487.40
STL-O&M	-	-	985,470.37	2,981,815.83	642,898.10	-	9,207,758.15	-	752,778.50	14,570,720.95
STL-R&R	-	-	985,873.86	-	4,116,706.79	-	-	988,947.37	2,511,921.82	8,603,449.84
<b>Totals</b>	<b>100,000.00</b>	-	<b>6,317,900.07</b>	<b>15,634,708.92</b>	<b>14,816,738.56</b>	<b>2,406,099.09</b>	<b>9,207,758.15</b>	<b>12,320,256.26</b>	<b>14,530,324.32</b>	<b>75,333,785.37</b>
% OF TOTAL	0%	0%	9%	21%	20%	3%	12%	16%	19%	100%



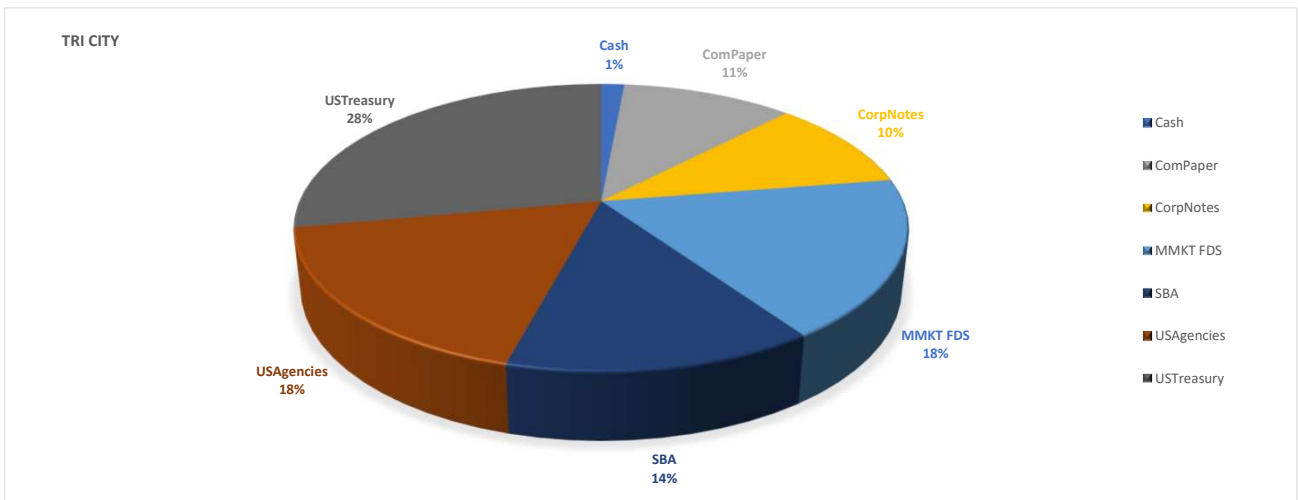
STANTON		CD's	ComPaper	CorpNotes	MMKT FDS	MuniBonds	SBA	USAgencies	USTreasury	Grand Total
STN	100,000.00	-	-	-	-	-	-	-	-	100,000.00
STN-CONT	-	-	-	-	239,342.85	-	-	884,905.00	-	1,124,247.85
STN-GEN	-	-	1,956,053.68	494,940.27	1,690,556.37	949,823.33	-	2,471,046.22	2,981,553.94	10,543,973.81
STN-O&M	-	-	987,520.13	-	655,303.30	-	4,116,843.55	1,007,506.35	-	6,767,173.33
STN-R&R	-	-	991,386.50	-	1,029,187.46	-	-	1,250,669.24	2,768,040.85	6,039,284.05
<b>Grand Total</b>	<b>100,000.00</b>	-	<b>3,934,960.31</b>	<b>494,940.27</b>	<b>3,614,389.98</b>	<b>949,823.33</b>	<b>4,116,843.55</b>	<b>5,614,126.81</b>	<b>5,749,594.79</b>	<b>24,574,679.04</b>
% OF TOTAL	0%	0%	16%	2%	15%	4%	17%	23%	23%	100%



STANTON 2										
Row Labels	Cash	CD's	ComPaper	CorpNotes	MMKT FDS	MuniBonds	SBA	USAgencies	USTreasury	Grand Total
STN2	100,000.00	-	-	-	-	-	-	-	-	100,000.00
STN2-CONT	-	-	-	-	383,892.27	-	-	249,851.06	498,534.35	1,132,277.68
STN2-DS17A	-	-	-	-	446,954.74	-	-	-	-	446,954.74
STN2-DS17B	-	-	-	-	2,851,733.99	-	-	-	-	2,851,733.99
STN2-DS20	-	-	-	-	286,683.30	-	-	-	-	286,683.30
STN2-DS22A	-	-	-	-	3,156,709.01	-	-	-	-	3,156,709.01
STN2-GEN	-	-	7,467,310.41	846,637.02	2,090,906.34	5,201,873.97	-	2,930,990.31	11,733,701.20	30,271,419.25
STN2-O&M	-	-	-	-	806,831.62	-	6,080,260.95	-	-	6,887,092.57
STN2-PR20	-	-	-	-	0.05	-	-	-	-	0.05
STN2-R&R	-	-	991,386.49	1,004,315.27	1,928,078.84	-	-	964,914.47	3,517,374.86	8,406,069.93
STN2-REV20	-	-	-	-	3,056.67	-	-	-	-	3,056.67
STN2-SUBDT	-	-	-	-	3,023.40	-	-	-	-	3,023.40
<b>Grand Total</b>	<b>100,000.00</b>	-	<b>8,458,696.90</b>	<b>1,850,952.29</b>	<b>11,957,870.23</b>	<b>5,201,873.97</b>	<b>6,080,260.95</b>	<b>4,145,755.84</b>	<b>15,749,610.41</b>	<b>53,545,020.59</b>
% OF TOTAL	0%	0%	16%	4%	22%	10%	11%	8%	29%	100%



TRI CITY										
Row Labels	Cash	CD's	ComPaper	CorpNotes	MMKT FDS	MuniBonds	SBA	USAgencies	USTreasury	Grand Total
TC	100,000.00	-	-	-	-	-	-	-	-	100,000.00
TRI-CONT	-	-	-	101,875.00	230,667.35	-	-	-	-	332,542.35
TRI-GEN	-	-	249,978.06	152,812.50	177,737.44	-	-	496,344.36	246,495.19	1,323,367.55
TRI-O&M	-	-	248,938.07	202,683.07	345,839.05	-	955,142.76	492,219.76	649,100.97	2,893,923.68
TRI-R&R	-	-	246,880.03	250,528.79	479,826.39	-	-	246,952.79	1,104,307.65	2,328,495.65
<b>Grand Total</b>	<b>100,000.00</b>	-	<b>745,796.16</b>	<b>707,899.36</b>	<b>1,234,070.23</b>	-	<b>955,142.76</b>	<b>1,235,516.91</b>	<b>1,999,903.81</b>	<b>6,978,329.23</b>
% OF TOTAL	1%	0%	11%	10%	18%	0%	14%	18%	28%	100%



# Investment Report

April 1, 2024

<u>CUSIP</u>	<u>ContNo</u>	<u>Issuer</u>	<u>Purchase Date</u>	<u>Maturity Date</u>	<u>Coupon</u>	<u>Yield to Maturity</u>	<u>Current Par</u>	<u>Market Value</u>	<u>(Premium)/Discount</u>	<u>Accrued Interest</u>	<u>Original Cost</u>	<u>Days To Maturity</u>	<u>Duration</u>	<u>Convexity</u>
<b>Agency O&amp;M</b>														
3130ARMR9	126749	FHLB - Callable	01/19/2024	04/28/2025	2.940	4.714	500,000.00	495,523.89	10,875.00	6,247.50	0.9783	392	1.05	0.0172
3133EKVV4	126545	FFCB	08/09/2023	07/26/2024	1.850	5.390	1,300,000.00	1,289,396.37	42,679.00	4,342.36	0.9672	116	0.32	0.0025
3133ENUS7	125858	INSPEREX LLC	04/18/2022	04/18/2024	2.580	2.580	1,000,000.00	979,106.67	0.00	11,681.67	1.0000	17	0.05	0.0002
40060WHM	126697	CP: GTA Funding	12/15/2023	08/21/2024	0.000	5.397	500,000.00	493,845.66	17,777.78	0.00	0.9644	142	0.39	0.0033
57629WCG3	126434	CORP: MASSMUTUAL	05/17/2023	01/11/2025	2.950	4.696	1,000,000.00	989,207.71	27,450.00	6,555.56	0.9726	285	0.78	0.0103
62479LJ30	126735	CP: MUFG Bank	01/08/2024	09/03/2024	0.000	5.411	1,000,000.00	986,579.60	34,130.53	0.00	0.9659	155	0.42	0.0038
9128283D0	126752	US Treasury	01/22/2024	10/31/2024	2.250	4.895	500,000.00	496,201.06	9,921.87	4,728.71	0.9802	213	0.58	0.0066
912828XB1	126700	US Treasury	12/15/2023	05/15/2025	2.125	4.563	500,000.00	489,027.03	16,562.49	4,028.16	0.9669	409	1.10	0.0184
91282CGA3	126706	US Treasury	12/22/2023	12/15/2025	4.000	4.307	500,000.00	500,899.78	2,897.00	5,888.89	0.9942	623	1.65	0.0371
91282CGN5	126708	US Treasury	12/22/2023	02/28/2025	4.625	4.651	500,000.00	500,299.93	234.37	2,096.50	0.9995	333	0.90	0.0130
91282CHV6	126663	US Treasury	11/13/2023	08/31/2025	5.000	5.101	500,000.00	503,783.72	885.46	2,222.22	0.9982	517	1.38	0.0272
N/A	125278	AGENCY SBA	11/05/2020	04/01/2024	5.490	5.490	4,163,417.29	4,163,417.29	0.00	15,688.59	1.0000	0	0.00	0.0000
VP4560000	124711	Principal	11/26/2019	04/01/2024	5.190	5.190	1,615,794.07	1,615,794.07	0.00	6,485.52	1.0000	0	0.00	0.0000
					<b>3.656</b>	<b>4.989</b>	<b>13,579,211.36</b>	<b>13,503,082.78</b>	<b>163,413.50</b>	<b>69,965.68</b>	<b>0.9880</b>	<b>142</b>	<b>0.38</b>	<b>0.0058</b>
<b>AGENCY PLOAN DEBT SVC 2023</b>														
N/A	126765	Goldman Sachs M-Mkt	01/25/2024	04/01/2024	4.920	4.920	30,712.82	30,712.82	0.00	200.39	1.0000	0	0.00	0.0000
					<b>4.920</b>	<b>4.920</b>	<b>30,712.82</b>	<b>30,712.82</b>	<b>0.00</b>	<b>200.39</b>	<b>1.0000</b>	<b>0</b>	<b>0.00</b>	<b>0.0000</b>
		<b>AGN Pool Summary</b>			<b>3.659</b>	<b>4.989</b>	<b>13,609,924.18</b>	<b>13,533,795.60</b>	<b>163,413.50</b>	<b>70,166.07</b>	<b>0.9880</b>	<b>141</b>	<b>0.38</b>	<b>0.0058</b>
<b>ALL REQUIREMENTS 2013A CONSTRUCTION</b>														
3130ATVC8	126610	FHLB	09/28/2023	06/14/2024	4.875	5.513	200,000.00	202,650.74	894.00	2,897.92	0.9955	74	0.20	0.0014
313384H51	126683	FHLB DN	12/05/2023	09/27/2024	0.000	5.179	250,000.00	246,737.91	10,147.50	0.00	0.9594	179	0.49	0.0047
3133EPJ71	126686	FFCB	12/05/2023	12/04/2024	5.125	5.100	200,000.00	203,115.80	(47.60)	3,331.25	1.0002	247	0.66	0.0083
912828YE4	126685	US Treasury	12/05/2023	08/31/2024	1.250	5.229	250,000.00	248,023.96	7,099.61	271.74	0.9716	152	0.42	0.0038
N/A	116079	Goldman Sachs M-Mkt	09/17/2013	04/01/2024	4.920	4.920	828,313.34	828,313.34	0.00	5,533.48	1.0000	0	0.00	0.0000
					<b>3.696</b>	<b>5.092</b>	<b>1,728,313.34</b>	<b>1,728,841.75</b>	<b>18,093.51</b>	<b>12,034.39</b>	<b>0.9895</b>	<b>85</b>	<b>0.23</b>	<b>0.0024</b>

# Investment Report

April 1, 2024

CUSIP	ContNo	Issuer	Purchase Date	Maturity Date	Coupon	Yield to Maturity	Current Par	Market Value	(Premium)/Discount	Accrued Interest	Original Cost	Days To Maturity	Duration	Convexity
<b>ALL REQUIREMENTS 2021B SUBORDINATE BOND PROCEED</b>														
127145LF5	125506	MUNI: CACHE CNTY UT	05/27/2021	06/15/2025	3.000	0.660	1,975,000.00	1,901,296.62	(184,386.00)	17,445.83	1.0934	440	1.19	0.0206
160357XD6	125503	MUNI: CTY CHARLESTON	05/26/2021	03/01/2025	1.250	0.520	1,255,000.00	1,138,807.92	(34,098.35)	1,307.29	1.0272	334	0.92	0.0126
235308D75	125460	MUNI: DALLAS TX SCH	04/27/2021	08/15/2025	4.000	0.700	6,110,000.00	5,980,841.39	(852,528.30)	31,228.89	1.1395	501	1.34	0.0255
3133EMWH1	125451	FFCB	04/27/2021	04/21/2025	0.710	0.710	3,000,000.00	2,725,169.17	0.00	9,644.17	1.0000	385	1.05	0.0161
3135G05X7	125450	FNMA	04/27/2021	08/25/2025	0.375	0.692	3,000,000.00	2,665,065.00	40,470.00	1,125.00	0.9865	511	1.40	0.0258
35569PFG3	125498	MUNI: FREDERICK CNTY	05/17/2021	08/01/2025	3.000	0.637	1,630,000.00	1,567,989.91	(159,560.70)	8,150.00	1.0979	487	1.31	0.0243
37331NAJ0	125441	CORP:GEORGIA-PAC IFIC	04/27/2021	09/30/2025	1.750	1.130	4,000,000.00	3,861,460.91	(106,793.76)	194.44	1.0267	547	1.47	0.0301
68609TT81	125499	MUNI: Oregon State	05/18/2021	08/01/2025	0.803	0.666	1,300,000.00	1,164,794.58	(7,371.00)	1,739.83	1.0057	487	1.33	0.0238
74256LEE5	125440	CORP: PRINCIPAL LIFE	04/27/2021	06/23/2025	1.250	1.070	5,000,000.00	4,800,817.02	(36,450.00)	17,013.89	1.0073	448	1.22	0.0213
74368CAX2	125443	CORP: PROTECTIVELIFE	04/27/2021	07/15/2025	1.170	1.168	2,375,000.00	2,271,836.99	(155.61)	5,866.25	1.0001	470	1.28	0.0230
78015K7H1	125439	CORP: ROYAL BK CA	04/27/2021	06/10/2025	1.150	1.005	5,000,000.00	4,800,902.43	(29,149.99)	17,729.17	1.0058	435	1.18	0.0203
880591EW8	125720	MUNI: TVA	12/08/2021	05/15/2025	0.750	1.082	5,000,000.00	4,558,691.67	55,850.00	14,166.67	0.9888	409	1.11	0.0178
912828Y87	126695	US Treasury	12/05/2023	07/31/2024	1.750	5.224	10,000,000.00	9,910,263.96	221,093.70	29,326.92	0.9779	121	0.33	0.0027
91417K2W0	125496	MUNI: UNIV COLORADO	05/17/2021	06/01/2025	2.347	0.650	3,690,000.00	3,517,375.65	(249,185.70)	28,868.10	1.0675	426	1.15	0.0195
N/A	125431	Goldman Sachs M-Mkt	04/15/2021	04/01/2024	4.920	4.920	2,293,941.86	2,293,941.86	0.00	51,800.63	1.0000	0	0.00	0.0000
N/A	125476	ARP 21B SUB SBA	04/30/2021	04/01/2024	5.490	5.490	30,942,112.57	30,942,112.57	0.00	147,517.24	1.0000	0	0.00	0.0000
					<b>3.165</b>	<b>3.133</b>	<b>86,571,054.43</b>	<b>84,101,367.65</b>	<b>(1,342,265.71)</b>	<b>383,124.32</b>	<b>1.0155</b>	<b>243</b>	<b>0.66</b>	<b>0.0113</b>
<b>ALL REQUIREMENTS CONTINGENCY</b>														
74153WCL1	125397	CORP: PRICOA GL FD	03/25/2021	09/23/2024	2.400	0.610	1,000,000.00	986,453.30	(61,800.00)	533.33	1.0618	175	0.48	0.0046
VP4560000	124582	Principal	11/04/2019	04/01/2024	5.190	5.190	441,164.61	441,164.61	0.00	1,986.83	1.0000	0	0.00	0.0000
					<b>3.254</b>	<b>2.012</b>	<b>1,441,164.61</b>	<b>1,427,617.91</b>	<b>(61,800.00)</b>	<b>2,520.16</b>	<b>1.0429</b>	<b>121</b>	<b>0.33</b>	<b>0.0032</b>
<b>ALL REQUIREMENTS DEBT SERVICE 2015B</b>														
N/A	118434	Goldman Sachs M-Mkt	01/28/2016	04/01/2024	4.920	4.920	5,619,489.57	5,619,489.57	0.00	8,627.35	1.0000	0	0.00	0.0000
					<b>4.920</b>	<b>4.920</b>	<b>5,619,489.57</b>	<b>5,619,489.57</b>	<b>0.00</b>	<b>8,627.35</b>	<b>1.0000</b>	<b>0</b>	<b>0.00</b>	<b>0.0000</b>
<b>ALL REQUIREMENTS DEBT SERVICE 2016A</b>														
N/A	118861	Goldman Sachs M-Mkt	05/12/2016	04/01/2024	4.920	4.920	21,985,115.37	21,985,115.37	0.00	33,657.69	1.0000	0	0.00	0.0000
					<b>4.920</b>	<b>4.920</b>	<b>21,985,115.37</b>	<b>21,985,115.37</b>	<b>0.00</b>	<b>33,657.69</b>	<b>1.0000</b>	<b>0</b>	<b>0.00</b>	<b>0.0000</b>
<b>ALL REQUIREMENTS DEBT SERVICE 2017A</b>														
N/A	120615	Goldman Sachs M-Mkt	06/30/2017	04/01/2024	4.920	4.920	1,836,853.78	1,836,853.78	0.00	2,762.90	1.0000	0	0.00	0.0000
					<b>4.920</b>	<b>4.920</b>	<b>1,836,853.78</b>	<b>1,836,853.78</b>	<b>0.00</b>	<b>2,762.90</b>	<b>1.0000</b>	<b>0</b>	<b>0.00</b>	<b>0.0000</b>
<b>ALL REQUIREMENTS DEBT SERVICE 2017B</b>														
N/A	120616	Goldman Sachs M-Mkt	06/30/2017	04/01/2024	4.920	4.920	4,968,707.09	4,968,707.09	0.00	7,706.26	1.0000	0	0.00	0.0000
					<b>4.920</b>	<b>4.920</b>	<b>4,968,707.09</b>	<b>4,968,707.09</b>	<b>0.00</b>	<b>7,706.26</b>	<b>1.0000</b>	<b>0</b>	<b>0.00</b>	<b>0.0000</b>

# Investment Report

April 1, 2024

<u>CUSIP</u>	<u>ContNo</u>	<u>Issuer</u>	<u>Purchase Date</u>	<u>Maturity Date</u>	<u>Coupon</u>	<u>Yield to Maturity</u>	<u>Current Par</u>	<u>Market Value</u>	<u>(Premium)/Discount</u>	<u>Accrued Interest</u>	<u>Original Cost</u>	<u>Days To Maturity</u>	<u>Duration</u>	<u>Convexity</u>
<b>ALL REQUIREMENTS DEBT SERVICE 2018A</b>														
N/A	122318	Goldman Sachs M-Mkt	07/26/2018	04/01/2024	4.920	4.920	1,071,139.16	1,071,139.16	0.00	1,646.95	1.0000	0	0.00	0.0000
					<b>4.920</b>	<b>4.920</b>	<b>1,071,139.16</b>	<b>1,071,139.16</b>	<b>0.00</b>	<b>1,646.95</b>	<b>1.0000</b>	<b>0</b>	<b>0.00</b>	<b>0.0000</b>
<b>ALL REQUIREMENTS DEBT SERVICE 2019A</b>														
N/A	124837	Goldman Sachs M-Mkt	11/25/2019	04/01/2024	4.920	4.920	1,901,874.43	1,901,874.43	0.00	2,848.39	1.0000	0	0.00	0.0000
					<b>4.920</b>	<b>4.920</b>	<b>1,901,874.43</b>	<b>1,901,874.43</b>	<b>0.00</b>	<b>2,848.39</b>	<b>1.0000</b>	<b>0</b>	<b>0.00</b>	<b>0.0000</b>
<b>ALL REQUIREMENTS DEBT SERVICE 2021A</b>														
N/A	125470	Goldman Sachs M-Mkt	04/30/2021	04/01/2024	4.920	4.920	598,959.51	598,959.51	0.00	1,792.40	1.0000	0	0.00	0.0000
					<b>4.920</b>	<b>4.920</b>	<b>598,959.51</b>	<b>598,959.51</b>	<b>0.00</b>	<b>1,792.40</b>	<b>1.0000</b>	<b>0</b>	<b>0.00</b>	<b>0.0000</b>
<b>ALL REQUIREMENTS DEBT SERVICE 2021B</b>														
N/A	125477	Goldman Sachs M-Mkt	05/04/2021	04/01/2024	4.920	4.920	1,069,147.42	1,069,147.42	0.00	3,523.87	1.0000	0	0.00	0.0000
					<b>4.920</b>	<b>4.920</b>	<b>1,069,147.42</b>	<b>1,069,147.42</b>	<b>0.00</b>	<b>3,523.87</b>	<b>1.0000</b>	<b>0</b>	<b>0.00</b>	<b>0.0000</b>
<b>ALL REQUIREMENTS GENERAL RESERVE</b>														
254673MP8	126585	CD: Discover Bank	08/23/2023	02/22/2028	3.000	3.000	245,000.00	233,572.46	0.00	785.34	1.0000	1,422	3.69	0.1609
3130AWS92	126736	FHLB	01/05/2024	09/12/2025	4.875	4.540	1,000,000.00	1,003,396.27	(5,317.00)	2,572.92	1.0053	529	1.41	0.0280
3130AYCN4	126732	FHLB	01/05/2024	01/03/2025	4.750	4.860	1,000,000.00	1,008,094.56	1,060.00	11,611.11	0.9989	277	0.75	0.0098
3130AYDV5	126738	FHLB - Callable	01/08/2024	01/08/2026	4.850	4.850	1,000,000.00	1,014,599.54	0.00	11,181.94	1.0000	647	1.70	0.0393
3133ENUS7	125853	FFCB	04/18/2022	04/18/2024	2.580	2.580	500,000.00	489,553.33	0.00	5,840.83	1.0000	17	0.05	0.0002
57629WCE8	126526	CORP: MASSMUTUAL	07/25/2023	06/22/2024	2.750	5.675	500,000.00	500,604.64	12,785.00	3,781.25	0.9744	82	0.23	0.0017
91282CFQ9	126770	US Treasury	02/07/2024	10/31/2024	4.375	4.975	500,000.00	506,610.29	2,171.20	9,169.52	0.9957	213	0.57	0.0067
VP4560000	124710	Principal	11/25/2019	04/01/2024	5.190	5.190	609,133.96	609,133.96	0.00	2,751.18	1.0000	0	0.00	0.0000
					<b>4.338</b>	<b>4.625</b>	<b>5,354,133.96</b>	<b>5,365,565.05</b>	<b>10,699.20</b>	<b>47,694.09</b>	<b>0.9980</b>	<b>366</b>	<b>0.97</b>	<b>0.0226</b>
<b>ALL REQUIREMENTS GENERAL RESERVE RPA</b>														
01626FFC7	126632	CP: ALINGHI FUNDING	10/31/2023	06/12/2024	0.000	5.998	500,000.00	496,860.44	17,781.25	0.00	0.9644	72	0.20	0.0013
11042LEH9	126656	CP: Britannia	11/10/2023	05/17/2024	0.000	5.909	500,000.00	497,989.61	14,805.00	0.00	0.9704	46	0.13	0.0008
3130AVK76	126361	FHLB	04/03/2023	04/03/2024	4.625	4.690	400,000.00	409,132.16	252.00	9,147.22	0.9994	2	0.01	0.0000
3135GAG54	126356	FNMA - Callable	03/31/2023	09/30/2024	5.250	5.250	400,000.00	399,761.70	0.00	58.33	1.0000	182	0.49	0.0054
63873JG87	126647	CP: NATIXIS NY	10/31/2023	07/08/2024	0.000	5.921	500,000.00	497,876.14	19,661.67	0.00	0.9607	98	0.27	0.0020
75951AAL2	126743	CORP: TOMARI	01/09/2024	10/30/2024	2.500	5.700	500,000.00	497,213.81	12,487.86	5,243.06	0.9750	212	0.57	0.0066
912797HE0	126655	US Treasury	11/10/2023	10/31/2024	0.000	5.404	500,000.00	484,944.54	24,969.44	0.00	0.9501	213	0.58	0.0060
91282CFX4	126793	US Treasury	02/21/2024	11/30/2024	4.500	5.096	300,000.00	303,153.74	1,359.37	4,536.89	0.9955	243	0.66	0.0082
VP4560000	124584	Principal	11/04/2019	04/01/2024	5.190	5.190	346,623.12	346,623.12	0.00	1,594.86	1.0000	0	0.00	0.0000
					<b>2.115</b>	<b>5.516</b>	<b>3,946,623.12</b>	<b>3,933,555.26</b>	<b>91,316.59</b>	<b>20,580.36</b>	<b>0.9769</b>	<b>118</b>	<b>0.32</b>	<b>0.0033</b>

# Investment Report

April 1, 2024

<u>CUSIP</u>	<u>ContNo</u>	<u>Issuer</u>	<u>Purchase Date</u>	<u>Maturity Date</u>	<u>Coupon</u>	<u>Yield to Maturity</u>	<u>Current Par</u>	<u>Market Value</u>	<u>(Premium)/Discount</u>	<u>Accrued Interest</u>	<u>Original Cost</u>	<u>Days To Maturity</u>	<u>Duration</u>	<u>Convexity</u>
<b>ALL REQUIREMENTS O&amp;M</b>														
3133EPJ71	126692	FFCB	12/05/2023	12/04/2024	5.125	5.100	2,000,000.00	2,031,157.98	(476.00)	33,312.50	1.0002	247	0.66	0.0083
63873JG87	126633	CP: NATIXIS NY	10/31/2023	07/08/2024	0.000	5.921	5,000,000.00	4,978,761.41	196,616.67	0.00	0.9607	98	0.27	0.0020
68608VDV3	125401	MUNI: Oregon State	03/26/2021	05/01/2025	3.069	0.900	1,000,000.00	969,979.00	(87,050.00)	12,787.50	1.0871	395	1.06	0.0172
912828YM6	125836	US Treasury	03/18/2022	10/31/2024	1.500	1.035	1,000,000.00	948,789.49	(11,996.28)	6,304.95	0.0104	213	0.58	0.0063
91282CER8	126485	US Treasury	06/15/2023	05/31/2024	2.500	5.323	2,300,000.00	2,308,520.73	59,875.21	19,326.39	0.9740	60	0.16	0.0011
91282CFX4	126496	US Treasury	06/15/2023	11/30/2024	4.500	5.058	500,000.00	505,304.18	3,902.09	7,562.50	0.9922	243	0.66	0.0082
N/A	125279	All Req. SBA	11/05/2020	04/01/2024	5.490	5.490	36,943,612.63	36,943,612.63	0.00	113,720.62	1.0000	0	0.00	0.0000
VP4560000	124611	Principal	11/21/2019	04/01/2024	5.190	5.190	16,405,653.28	16,405,653.28	0.00	119,163.14	1.0000	0	0.00	0.0000
					<b>4.770</b>	<b>5.288</b>	<b>65,149,265.91</b>	<b>65,091,778.70</b>	<b>160,871.69</b>	<b>312,177.60</b>	<b>0.9822</b>	<b>28</b>	<b>0.08</b>	<b>0.0009</b>
<b>ALL REQUIREMENTS RENEWAL &amp; REPLACEMENT</b>														
037833BY5	125408	CORP: APPLE INC	03/30/2021	02/23/2026	3.250	1.233	1,500,000.00	1,468,737.50	(143,370.00)	5,145.83	1.0956	693	1.85	0.0448
06406HCX5	125834	CORP: Bank of NY	03/17/2022	09/11/2024	3.250	2.403	2,000,000.00	1,984,572.18	(40,600.00)	3,611.11	1.0203	163	0.45	0.0041
283770NU5	125405	MUNI: EL PASO SCHOOL	03/29/2021	08/15/2026	5.000	0.996	1,500,000.00	1,518,209.08	(313,680.00)	9,583.33	1.2091	866	2.26	0.0648
3130ATVD6	126406	FHLB	04/27/2023	09/13/2024	4.875	4.553	1,500,000.00	1,499,938.97	(6,300.00)	3,656.25	1.0042	165	0.45	0.0042
3130AVHB1	126350	FHLB - Callable	03/30/2023	03/28/2025	5.375	5.375	1,000,000.00	1,003,463.91	0.00	447.92	1.0000	361	0.98	0.0148
3130AWLY4	126772	FHLB	02/08/2024	06/13/2025	5.125	4.594	1,500,000.00	1,526,053.07	(10,200.00)	23,062.50	1.0068	438	1.16	0.0205
3130AYCN4	126734	FHLB	01/08/2024	01/03/2025	4.750	4.835	1,500,000.00	1,512,141.83	1,223.08	17,416.67	0.9992	277	0.75	0.0098
313384YV5	126693	FHLB DN	12/05/2023	07/01/2024	0.000	5.295	2,000,000.00	1,986,348.11	58,926.38	0.00	0.9705	91	0.25	0.0018
3133EPCW3	126329	FFCB	03/10/2023	03/10/2025	5.000	5.170	750,000.00	751,527.25	2,393.35	2,187.50	0.9968	343	0.93	0.0136
3134GYJY9	126307	FHLB - Callable	02/28/2023	08/28/2024	5.300	5.300	1,500,000.00	1,506,241.50	0.00	7,287.50	1.0000	149	0.41	0.0036
3135GAGV7	126395	FNMA - Callable	04/26/2023	04/26/2024	5.125	5.125	1,700,000.00	1,737,423.21	0.00	37,714.38	1.0000	25	0.07	0.0004
31422XFN7	125473	FAMCA	05/03/2021	05/03/2024	0.350	0.350	1,000,000.00	938,433.89	0.00	1,438.89	1.0000	32	0.09	0.0004
31422XPY2	126604	FAMCA	09/28/2023	06/03/2024	0.650	5.613	2,000,000.00	1,988,222.43	65,400.00	4,261.11	0.9673	63	0.17	0.0011
63743HFE7	126514	CORP: Natl Rural Ut	07/12/2023	06/15/2025	3.450	5.400	1,000,000.00	992,800.26	35,232.60	10,158.33	0.9648	440	1.18	0.0209
64971XEK0	125399	MUNI: NYC Trans Fin	03/25/2021	08/01/2026	3.430	1.110	1,500,000.00	1,421,380.00	(180,225.00)	8,575.00	1.1202	852	2.25	0.0636
64971XEK0	125403	MUNI: NYC Trans Fin	03/29/2021	08/01/2026	3.430	1.106	1,500,000.00	1,421,380.00	(180,225.00)	8,575.00	1.1202	852	2.25	0.0636
64971XJB5	126774	MUNI: NYC	02/09/2024	11/01/2025	2.740	4.530	1,450,000.00	1,461,746.64	42,717.00	16,554.17	0.9705	579	1.55	0.0334
6944PL2B4	126739	CORP: PACIFIC LIFE	01/09/2024	06/24/2025	1.200	4.940	1,500,000.00	1,439,380.39	77,925.00	4,950.00	0.9481	449	1.22	0.0214
74153WCR8	126804	CORP: PRICOA GL FD	03/22/2024	08/28/2025	4.200	5.162	1,530,000.00	1,522,740.40	20,393.78	5,890.50	0.9867	514	1.38	0.0268
882724RB5	125406	MUNI: STATE OF TEXAS	03/29/2021	10/01/2026	5.000	0.964	2,000,000.00	2,009,883.00	(431,860.00)	50,000.00	1.2159	913	2.32	0.0694
902273WX5	121455	MUNI: TYLER	12/08/2017	02/15/2026	5.000	1.870	700,000.00	740,944.53	(165,564.00)	4,423.08	1.2365	685	1.81	0.0441
912797HQ3	126657	US Treasury	11/10/2023	05/09/2024	0.000	5.466	2,000,000.00	1,988,681.71	52,640.83	0.00	0.9737	38	0.10	0.0006
91282CFX4	126788	US Treasury	02/21/2024	11/30/2024	4.500	5.096	2,000,000.00	2,021,024.94	9,062.00	30,245.90	0.9955	243	0.66	0.0082
91282CJT9	126751	US Treasury	01/19/2024	01/15/2027	4.000	4.135	2,000,000.00	2,004,240.95	7,500.00	16,923.08	0.9963	1,019	2.65	0.0864
VP4560000	124585	Principal	11/04/2019	04/01/2024	5.190	5.190	4,885,413.59	4,885,413.59	0.00	25,017.48	1.0000	0	0.00	0.0000
					<b>3.619</b>	<b>3.993</b>	<b>41,515,413.59</b>	<b>41,330,929.34</b>	<b>(1,098,609.98)</b>	<b>297,125.53</b>	<b>1.0265</b>	<b>371</b>	<b>0.98</b>	<b>0.0230</b>
<b>ALL REQUIREMENTS SOLAR O&amp;M</b>														
VP4560000	125040	Principal	04/27/2020	04/01/2024	5.190	5.190	3,870,541.19	3,870,541.19	0.00	10,449.77	1.0000	0	0.00	0.0000
					<b>5.190</b>	<b>5.190</b>	<b>3,870,541.19</b>	<b>3,870,541.19</b>	<b>0.00</b>	<b>10,449.77</b>	<b>1.0000</b>	<b>0</b>	<b>0.00</b>	<b>0.0000</b>



# Investment Report

April 1, 2024

CUSIP	ContNo	Issuer	Purchase Date	Maturity Date	Coupon	Yield to Maturity	Current Par	Market Value	(Premium)/Discount	Accrued Interest	Original Cost	Days To Maturity	Duration	Convexity
<b>ALL REQUIREMENTS SUBORDINATE DEBT</b>														
N/A	125086	Goldman Sachs M-Mkt	05/29/2020	04/01/2024	4.920	4.920	2.67	2.67	0.00	0.04	1.0000	0	0.00	0.0000
					<b>4.920</b>	<b>4.920</b>	<b>2.67</b>	<b>2.67</b>	<b>0.00</b>	<b>0.04</b>	<b>1.0000</b>	<b>0</b>	<b>0.00</b>	<b>0.0000</b>
<b>ARP PLOAN DEBT SVC 2022 BNY</b>														
X9X9USDADM1	126130	MORGAN STANLEY LIQ	10/25/2022	04/01/2024	4.970	4.970	84,978.20	84,978.20	0.00	183.35	1.0000	0	0.00	0.0000
					<b>4.970</b>	<b>4.970</b>	<b>84,978.20</b>	<b>84,978.20</b>	<b>0.00</b>	<b>183.35</b>	<b>1.0000</b>	<b>0</b>	<b>0.00</b>	<b>0.0000</b>
<b>ARP PLOAN DEBT SVC 2022 TD BANK</b>														
N/A	126185	Goldman Sachs M-Mkt	10/25/2022	04/01/2024	4.920	4.920	27.16	27.16	0.00	0.22	1.0000	0	0.00	0.0000
					<b>4.920</b>	<b>4.920</b>	<b>27.16</b>	<b>27.16</b>	<b>0.00</b>	<b>0.22</b>	<b>1.0000</b>	<b>0</b>	<b>0.00</b>	<b>0.0000</b>
<b>ARP PLOAN PROJ FD 2022 BNY</b>														
912797KF3	126786	US Treasury	02/21/2024	06/18/2024	0.000	5.376	15,000,000.00	14,826,789.68	255,568.33	0.00	0.9830	78	0.21	0.0014
X9X9USDADM1	126088	MORGAN STANLEY LIQ	09/30/2022	04/01/2024	4.970	4.970	255,568.33	255,568.33	0.00	174,113.63	1.0000	0	0.00	0.0000
					<b>0.083</b>	<b>5.369</b>	<b>15,255,568.33</b>	<b>15,082,358.01</b>	<b>255,568.33</b>	<b>174,113.63</b>	<b>0.9832</b>	<b>77</b>	<b>0.21</b>	<b>0.0014</b>
<b>ARP PLOAN REV FD 22 BNY</b>														
X9X9USDADM1	126611	MORGAN STANLEY LIQ	05/02/2023	04/01/2024	4.970	4.970	2,178.15	2,178.15	0.00	1.55	1.0000	0	0.00	0.0000
					<b>4.970</b>	<b>4.970</b>	<b>2,178.15</b>	<b>2,178.15</b>	<b>0.00</b>	<b>1.55</b>	<b>1.0000</b>	<b>0</b>	<b>0.00</b>	<b>0.0000</b>
					<b>ARP Pool Summary</b>	<b>4.297</b>	<b>263,970,550.99</b>	<b>261,071,027.37</b>	<b>(1,966,126.37)</b>	<b>1,322,570.82</b>	<b>1.0037</b>	<b>160</b>	<b>0.43</b>	<b>0.0082</b>
<b>Bushnell Rate Stabilization Fund</b>														
VP4560000	124580	Principal	11/04/2019	04/01/2024	5.190	5.190	83,934.05	83,934.05	0.00	386.21	1.0000	0	0.00	0.0000
					<b>5.190</b>	<b>5.190</b>	<b>83,934.05</b>	<b>83,934.05</b>	<b>0.00</b>	<b>386.21</b>	<b>1.0000</b>	<b>0</b>	<b>0.00</b>	<b>0.0000</b>
					<b>BUSH Pool Summary</b>	<b>5.190</b>	<b>83,934.05</b>	<b>83,934.05</b>	<b>0.00</b>	<b>386.21</b>	<b>1.0000</b>	<b>0</b>	<b>0.00</b>	<b>0.0000</b>
<b>FMPA CLEWISTON PL 2021 DEBT SERVICE FUND</b>														
N/A	126074	Goldman Sachs M-Mkt	08/31/2021	04/01/2024	4.920	4.920	51,434.45	51,434.45	0.00	92.50	1.0000	0	0.00	0.0000
					<b>4.920</b>	<b>4.920</b>	<b>51,434.45</b>	<b>51,434.45</b>	<b>0.00</b>	<b>92.50</b>	<b>1.0000</b>	<b>0</b>	<b>0.00</b>	<b>0.0000</b>
<b>FMPA CLEWISTON PL 2021 PROCEEDS</b>														
N/A	125651	Goldman Sachs M-Mkt	09/30/2021	04/01/2024	4.920	4.920	1,181,988.41	1,181,988.41	0.00	9,860.70	1.0000	0	0.00	0.0000
					<b>4.920</b>	<b>4.920</b>	<b>1,181,988.41</b>	<b>1,181,988.41</b>	<b>0.00</b>	<b>9,860.70</b>	<b>1.0000</b>	<b>0</b>	<b>0.00</b>	<b>0.0000</b>
<b>FMPA CLEWISTON PL 2021 REVENUE &amp; EXPENSE</b>														
N/A	126075	Goldman Sachs M-Mkt	09/23/2022	04/01/2024	4.920	4.920	3,812.66	3,812.66	0.00	6.87	1.0000	0	0.00	0.0000
					<b>4.920</b>	<b>4.920</b>	<b>3,812.66</b>	<b>3,812.66</b>	<b>0.00</b>	<b>6.87</b>	<b>1.0000</b>	<b>0</b>	<b>0.00</b>	<b>0.0000</b>
					<b>CLEW Pool Summary</b>	<b>4.920</b>	<b>1,237,235.52</b>	<b>1,237,235.52</b>	<b>0.00</b>	<b>9,960.07</b>	<b>1.0000</b>	<b>0</b>	<b>0.00</b>	<b>0.0000</b>
<b>FMPA Pool Loan Working Capital</b>														
VP4560000	124586	Principal	11/04/2019	04/01/2024	5.190	5.190	6,004.96	6,004.96	0.00	27.63	1.0000	0	0.00	0.0000
					<b>5.190</b>	<b>5.190</b>	<b>6,004.96</b>	<b>6,004.96</b>	<b>0.00</b>	<b>27.63</b>	<b>1.0000</b>	<b>0</b>	<b>0.00</b>	<b>0.0000</b>
					<b>FMPA Pool Summary</b>	<b>5.190</b>	<b>6,004.96</b>	<b>6,004.96</b>	<b>0.00</b>	<b>27.63</b>	<b>1.0000</b>	<b>0</b>	<b>0.00</b>	<b>0.0000</b>

# Investment Report

April 1, 2024

<u>CUSIP</u>	<u>ContNo</u>	<u>Issuer</u>	<u>Purchase Date</u>	<u>Maturity Date</u>	<u>Coupon</u>	<u>Yield to Maturity</u>	<u>Current Par</u>	<u>Market Value</u>	<u>(Premium)/Discount</u>	<u>Accrued Interest</u>	<u>Original Cost</u>	<u>Days To Maturity</u>	<u>Duration</u>	<u>Convexity</u>
<b>FMPA PL HOMESTEAD PROJECT FUND 2021</b>														
N/A	125532	Goldman Sachs M-Mkt	06/28/2021	04/01/2024	4.920	4.920	4,176,187.17	4,176,187.17	0.00	35,038.90	1.0000	0	0.00	0.0000
					<b>4.920</b>	<b>4.920</b>	<b>4,176,187.17</b>	<b>4,176,187.17</b>	<b>0.00</b>	<b>35,038.90</b>	<b>1.0000</b>	<b>0</b>	<b>0.00</b>	<b>0.0000</b>
<b>FMPA PL HOMESTEAD REVENUE EXPENSE FUND 2021</b>														
N/A	125848	Goldman Sachs M-Mkt	03/25/2022	04/04/2042	4.920	4.920	3,815.44	3,815.44	0.00	3.77	1.0000	6,577	18.01	3.3322
					<b>4.920</b>	<b>4.920</b>	<b>3,815.44</b>	<b>3,815.44</b>	<b>0.00</b>	<b>3.77</b>	<b>1.0000</b>	<b>6,577</b>	<b>18.01</b>	<b>3.3322</b>
<b>HOMESTEAD PL DEBT SERVICE 2022</b>														
N/A	126363	Goldman Sachs M-Mkt	03/16/2023	04/01/2024	4.920	4.920	446,439.34	446,439.34	0.00	429.99	1.0000	0	0.00	0.0000
					<b>4.920</b>	<b>4.920</b>	<b>446,439.34</b>	<b>446,439.34</b>	<b>0.00</b>	<b>429.99</b>	<b>1.0000</b>	<b>0</b>	<b>0.00</b>	<b>0.0000</b>
<b>HOMESTEAD PL PROJECT FUND 2022</b>														
3130ATVC8	126189	FHLB	12/07/2022	06/14/2024	4.875	4.713	1,000,000.00	1,013,253.71	(2,350.00)	14,489.58	1.0024	74	0.20	0.0014
N/A	126181	Goldman Sachs M-Mkt	11/17/2022	04/01/2024	4.920	4.920	3,938,887.45	3,938,887.45	0.00	27,545.24	1.0000	0	0.00	0.0000
					<b>4.911</b>	<b>4.878</b>	<b>4,938,887.45</b>	<b>4,952,141.16</b>	<b>(2,350.00)</b>	<b>42,034.82</b>	<b>1.0005</b>	<b>15</b>	<b>0.04</b>	<b>0.0003</b>
<b>HOMESTEAD PL REVENUE EXPESNE 2022</b>														
N/A	126364	Goldman Sachs M-Mkt	03/16/2023	04/01/2024	4.920	4.920	3,812.20	3,812.20	0.00	3.76	1.0000	0	0.00	0.0000
					<b>4.920</b>	<b>4.920</b>	<b>3,812.20</b>	<b>3,812.20</b>	<b>0.00</b>	<b>3.76</b>	<b>1.0000</b>	<b>0</b>	<b>0.00</b>	<b>0.0000</b>
		<b>HMST Pool Summary</b>			<b>4.915</b>	<b>4.898</b>	<b>9,569,141.60</b>	<b>9,582,395.31</b>	<b>(2,350.00)</b>	<b>77,511.24</b>	<b>1.0002</b>	<b>10</b>	<b>0.03</b>	<b>0.0015</b>
<b>FMPA PL HOMESTEAD DEBT SERVICE 2021</b>														
N/A	125650	Goldman Sachs M-Mkt	09/24/2021	04/01/2024	4.920	4.920	255,060.22	255,060.22	0.00	251.68	1.0000	0	0.00	0.0000
					<b>4.920</b>	<b>4.920</b>	<b>255,060.22</b>	<b>255,060.22</b>	<b>0.00</b>	<b>251.68</b>	<b>1.0000</b>	<b>0</b>	<b>0.00</b>	<b>0.0000</b>
		<b>HOME Pool Summary</b>			<b>4.920</b>	<b>4.920</b>	<b>255,060.22</b>	<b>255,060.22</b>	<b>0.00</b>	<b>251.68</b>	<b>1.0000</b>	<b>0</b>	<b>0.00</b>	<b>0.0000</b>
<b>Kissimmee Rate Stabilization Fund</b>														
VP4560000	124581	Principal	11/04/2019	04/01/2024	5.190	5.190	10,514.79	10,514.79	0.00	191.81	1.0000	0	0.00	0.0000
					<b>5.190</b>	<b>5.190</b>	<b>10,514.79</b>	<b>10,514.79</b>	<b>0.00</b>	<b>191.81</b>	<b>1.0000</b>	<b>0</b>	<b>0.00</b>	<b>0.0000</b>
		<b>KUA Pool Summary</b>			<b>5.190</b>	<b>5.190</b>	<b>10,514.79</b>	<b>10,514.79</b>	<b>0.00</b>	<b>191.81</b>	<b>1.0000</b>	<b>0</b>	<b>0.00</b>	<b>0.0000</b>
<b>FMPA PL BUSHNELL Debt Service</b>														
N/A	124748	Goldman Sachs M-Mkt	12/10/2019	04/01/2024	4.920	4.920	740.35	740.35	0.00	3.23	1.0000	0	0.00	0.0000
					<b>4.920</b>	<b>4.920</b>	<b>740.35</b>	<b>740.35</b>	<b>0.00</b>	<b>3.23</b>	<b>1.0000</b>	<b>0</b>	<b>0.00</b>	<b>0.0000</b>
<b>FMPA PL BUSHNELL Revenue Fund</b>														
N/A	125799	Goldman Sachs M-Mkt	02/01/2022	04/01/2024	4.920	4.920	25.17	25.17	0.00	0.21	1.0000	0	0.00	0.0000
					<b>4.920</b>	<b>4.920</b>	<b>25.17</b>	<b>25.17</b>	<b>0.00</b>	<b>0.21</b>	<b>1.0000</b>	<b>0</b>	<b>0.00</b>	<b>0.0000</b>
		<b>POOL Pool Summary</b>			<b>4.920</b>	<b>4.920</b>	<b>765.52</b>	<b>765.52</b>	<b>0.00</b>	<b>3.44</b>	<b>1.0000</b>	<b>0</b>	<b>0.00</b>	<b>0.0000</b>

# Investment Report

April 1, 2024

<u>CUSIP</u>	<u>ContNo</u>	<u>Issuer</u>	<u>Purchase Date</u>	<u>Maturity Date</u>	<u>Coupon</u>	<u>Yield to Maturity</u>	<u>Current Par</u>	<u>Market Value</u>	<u>(Premium)/Discount</u>	<u>Accrued Interest</u>	<u>Original Cost</u>	<u>Days To Maturity</u>	<u>Duration</u>	<u>Convexity</u>
<b>St Lucie Contingency</b>														
052404QH6	126702	MUNI: Austin College	12/19/2023	02/01/2027	1.361	4.476	500,000.00	479,848.31	44,855.00	1,134.17	0.9103	1,036	2.78	0.0931
64952WEJ8	126703	CORP: NYLIFE	12/19/2023	10/29/2024	0.900	5.204	500,000.00	489,416.74	17,903.00	1,900.00	0.9642	211	0.58	0.0064
6944PL2B4	125378	CORP: PACIFIC LIFE	02/19/2021	06/24/2025	1.200	0.849	500,000.00	479,793.47	(7,450.00)	1,650.00	1.0149	449	1.22	0.0214
75951AAP3	126415	CORP: Reliance Stand	04/28/2023	05/07/2025	2.750	5.090	500,000.00	493,679.71	22,248.88	5,500.00	0.9555	401	1.08	0.0179
VP4560000	124587	Principal	11/04/2019	04/01/2024	5.190	5.190	514,199.00	514,199.00	0.00	2,366.04	1.0000	0	0.00	0.0000
					<b>2.297</b>	<b>4.168</b>	<b>2,514,199.00</b>	<b>2,456,937.23</b>	<b>77,556.88</b>	<b>12,550.21</b>	<b>0.9692</b>	<b>417</b>	<b>1.13</b>	<b>0.0276</b>
<b>St Lucie Debt Service 2013A</b>														
X9X9USDADM1	123469	MORGAN STANLEY LIQ	03/05/2019	04/01/2024	4.970	4.970	786,498.43	786,498.43	0.00	1,135.78	1.0000	0	0.00	0.0000
					<b>4.970</b>	<b>4.970</b>	<b>786,498.43</b>	<b>786,498.43</b>	<b>0.00</b>	<b>1,135.78</b>	<b>1.0000</b>	<b>0</b>	<b>0.00</b>	<b>0.0000</b>
<b>ST LUCIE DEBT SERVICE 2021A</b>														
X9X9USDADM1	125669	MORGAN STANLEY LIQ	10/20/2021	04/01/2024	4.970	4.970	1,134,919.13	1,134,919.13	0.00	1,776.52	1.0000	0	0.00	0.0000
					<b>4.970</b>	<b>4.970</b>	<b>1,134,919.13</b>	<b>1,134,919.13</b>	<b>0.00</b>	<b>1,776.52</b>	<b>1.0000</b>	<b>0</b>	<b>0.00</b>	<b>0.0000</b>
<b>ST LUCIE DEBT SERVICE 2021B</b>														
X9X9USDADM1	126049	MORGAN STANLEY LIQ	07/27/2022	04/01/2024	4.970	4.970	858,285.91	858,285.91	0.00	1,407.71	1.0000	0	0.00	0.0000
					<b>4.970</b>	<b>4.970</b>	<b>858,285.91</b>	<b>858,285.91</b>	<b>0.00</b>	<b>1,407.71</b>	<b>1.0000</b>	<b>0</b>	<b>0.00</b>	<b>0.0000</b>
<b>St Lucie Decommissioning</b>														
06051GFX2	126371	CORP: BANK OF AMER	04/18/2023	04/19/2026	3.500	4.685	5,000,000.00	4,978,816.68	164,200.00	78,750.00	0.9672	748	1.97	0.0510
06744G3Z3	126366	CP: Barclays	04/10/2023	04/08/2024	0.000	5.523	10,000,000.00	9,993,860.50	520,722.22	0.00	0.9479	7	0.02	0.0001
254845GR5	126423	MUNI: DC WATER	05/08/2023	10/01/2028	5.422	4.426	4,300,000.00	4,756,973.88	(203,433.00)	116,573.00	1.0473	1,644	3.97	0.1869
29449WAE7	126369	CORP: EQH	04/17/2023	01/09/2026	1.000	4.771	5,000,000.00	4,703,958.41	477,050.00	11,388.89	0.9046	648	1.76	0.0402
3130AWTR1	126576	FHLB	08/25/2023	09/08/2028	4.375	4.484	3,500,000.00	3,562,779.26	16,975.00	9,782.99	0.9952	1,621	4.08	0.1923
313384VE6	126682	FHLB DN	12/05/2023	04/05/2024	0.000	5.403	3,500,000.00	3,498,018.01	61,915.00	0.00	0.9823	4	0.01	0.0001
3133EPGT6	126394	FFCB	04/26/2023	04/26/2027	3.875	4.032	5,000,000.00	5,034,709.47	28,700.00	83,420.14	0.9943	1,120	2.87	0.1010
3133EPJP1	126427	FFCB	05/12/2023	05/12/2027	3.625	3.713	10,000,000.00	9,970,877.46	32,400.00	139,965.28	0.9968	1,136	2.93	0.1042
3133X8L34	109995	FHLB	07/28/2010	09/09/2024	5.365	3.850	500,000.00	507,746.81	(81,857.15)	1,639.31	1.1637	161	0.44	0.0041
3134GYNV0	126368	FHLMC - Callable	04/17/2023	04/17/2025	4.720	4.720	10,000,000.00	10,183,833.16	0.00	215,022.22	1.0000	381	1.01	0.0165
3135GAHR5	126447	FNMA - Callable	05/26/2023	05/22/2025	5.250	5.344	5,000,000.00	5,108,693.34	8,750.00	94,062.50	0.9983	416	1.10	0.0189
48133U5J2	126393	CORP: JP MORGAN	04/24/2023	04/24/2026	5.125	5.125	5,000,000.00	5,169,945.44	0.00	111,753.47	1.0000	753	1.94	0.0506
576000KW2	126424	MUNI: Mass School Bd	05/08/2023	06/15/2027	5.468	4.114	4,305,000.00	4,706,275.00	(217,789.95)	69,311.46	1.0506	1,170	2.94	0.1069
58989V2D5	126382	CORP: METLIFE	04/20/2023	09/14/2026	1.250	4.830	7,185,000.00	6,667,317.71	797,780.51	4,241.15	0.8890	896	2.42	0.0713
742651DZ2	126439	PEFCO	05/11/2023	10/15/2027	3.900	3.730	4,000,000.00	4,040,413.57	(27,520.00)	71,933.33	1.0069	1,292	3.28	0.1289
742651DZ2	126440	PEFCO	05/11/2023	10/15/2027	3.900	3.730	1,000,000.00	1,010,103.39	(6,880.00)	17,983.33	1.0069	1,292	3.28	0.1289
780082AD5	126370	CORP: ROYAL BK CA	04/17/2023	01/27/2026	4.650	4.900	5,000,000.00	5,042,100.63	32,450.00	41,333.33	0.9935	666	1.76	0.0415
78014RME7	126367	CORP: ROYAL BK CA	04/17/2023	10/17/2024	5.080	5.080	10,000,000.00	10,090,559.71	0.00	104,422.22	1.0000	199	0.54	0.0061
912828J27	126785	US Treasury	02/21/2024	02/15/2025	2.000	4.991	5,000,000.00	4,883,914.84	141,796.87	12,637.36	0.9716	320	0.88	0.0123
X9X9USDADM1	123464	MORGAN STANLEY LIQ	03/06/2019	04/01/2024	4.970	4.970	11,020,002.60	11,020,002.60	0.00	92,093.09	1.0000	0	0.00	0.0000
					<b>3.581</b>	<b>4.733</b>	<b>114,310,002.60</b>	<b>114,930,899.87</b>	<b>1,745,259.50</b>	<b>1,276,313.07</b>	<b>0.9847</b>	<b>624</b>	<b>1.61</b>	<b>0.0520</b>

# Investment Report

April 1, 2024

<u>CUSIP</u>	<u>ContNo</u>	<u>Issuer</u>	<u>Purchase Date</u>	<u>Maturity Date</u>	<u>Coupon</u>	<u>Yield to Maturity</u>	<u>Current Par</u>	<u>Market Value</u>	<u>(Premium)/Discount</u>	<u>Accrued Interest</u>	<u>Original Cost</u>	<u>Days To Maturity</u>	<u>Duration</u>	<u>Convexity</u>
<b>St Lucie General Reserve</b>														
01626FFC7	126661	CP: ALINGHI FUNDING	11/13/2023	06/12/2024	0.000	5.909	2,400,000.00	2,384,930.12	79,429.33	0.00	0.9669	72	0.20	0.0013
06375MCK9	126625	CORP: BMO	10/18/2023	10/18/2028	6.250	6.250	1,000,000.00	1,119,589.75	0.00	28,298.61	1.0000	1,661	3.96	0.1857
06406FAC7	122918	CORP: Bank of NY	12/21/2018	05/04/2026	2.800	3.670	2,000,000.00	1,955,254.71	111,512.24	22,866.67	0.9442	763	2.02	0.0530
3130ATVD6	126405	FHLB	04/27/2023	09/13/2024	4.875	4.553	2,000,000.00	1,999,918.63	(8,400.00)	4,875.00	1.0042	165	0.45	0.0042
3130AUZC1	126416	FHLB	04/27/2023	03/14/2025	4.625	4.023	2,000,000.00	1,996,023.31	(14,600.01)	4,524.46	1.0073	347	0.94	0.0139
3130AWTR1	126600	FHLB	08/25/2023	09/08/2028	4.375	4.484	500,000.00	508,968.47	2,425.00	1,397.57	0.9952	1,621	4.08	0.1923
3130AXXF0	126694	FHLB - Callable	12/05/2023	11/27/2026	5.420	5.420	1,500,000.00	1,568,040.65	0.00	27,777.50	1.0000	970	2.47	0.0771
3130B0CP2	126794	FHLB	03/08/2024	09/04/2025	4.800	4.734	2,000,000.00	2,006,445.53	(1,860.00)	7,200.00	1.0009	521	1.39	0.0273
3133EPNB7	126499	FFCB	06/30/2023	06/20/2025	4.625	4.980	500,000.00	504,639.40	3,305.00	6,487.85	0.9934	445	1.18	0.0211
31422XB50	125995	FAMCA	07/28/2022	07/28/2025	3.630	3.666	1,500,000.00	1,485,674.39	1,500.00	9,528.75	0.9990	483	1.30	0.0241
606822AU8	124983	CORP: Mitsubishi UFG	03/10/2020	03/02/2025	3.777	1.625	1,000,000.00	991,248.43	(102,520.00)	3,042.58	1.1025	335	0.91	0.0132
62479LMD4	126800	CP: MUFG Bank	03/21/2024	12/13/2024	0.000	5.434	1,000,000.00	978,026.84	38,129.08	0.00	0.9619	256	0.70	0.0082
641062BK9	126798	CORP: NESNVX	03/11/2024	03/13/2026	5.250	4.798	2,000,000.00	2,030,389.72	(17,080.00)	5,250.00	1.0085	711	1.87	0.0462
64952WEY5	126662	CORP: NYLIFE	11/14/2023	01/09/2028	4.850	5.506	2,000,000.00	2,070,549.75	48,260.00	22,094.44	0.9759	1,378	3.47	0.1430
74368CBQ6	126435	CORP: PROTECTIVELIFE	05/17/2023	01/06/2026	5.366	4.590	2,000,000.00	2,048,480.88	(37,980.00)	25,339.44	1.0190	645	1.69	0.0391
91282CEK3	126229	US Treasury	01/20/2023	04/30/2024	2.500	4.510	2,000,000.00	2,016,245.09	49,298.04	20,972.22	0.9754	29	0.08	0.0004
91282CEQ0	125988	US Treasury	07/21/2022	05/15/2025	2.750	3.240	1,500,000.00	1,451,833.24	19,687.50	15,638.74	0.9869	409	1.10	0.0183
91282CER8	126487	US Treasury	06/15/2023	05/31/2024	2.500	5.323	2,000,000.00	2,007,409.33	52,065.40	16,805.56	0.9740	60	0.16	0.0011
91282CFW6	126443	US Treasury	05/23/2023	11/15/2025	4.500	4.107	2,500,000.00	2,536,566.94	(22,849.83)	42,500.00	1.0091	593	1.56	0.0342
91282CGG0	126441	US Treasury	05/22/2023	01/31/2025	4.125	4.402	2,000,000.00	1,998,266.21	9,062.50	13,825.55	0.9955	305	0.82	0.0113
92818NGL6	124604	MUNI: VA STATE	11/20/2019	11/01/2024	2.200	2.101	2,000,000.00	1,926,250.78	(9,260.00)	18,577.78	1.0046	214	0.58	0.0065
VP4560000	124588	Principal	11/04/2019	04/01/2024	5.190	5.190	4,271,735.23	4,271,735.23	0.00	25,664.09	1.0000	0	0.00	0.0000
					<b>3.867</b>	<b>4.526</b>	<b>39,671,735.23</b>	<b>39,856,487.40</b>	<b>200,124.25</b>	<b>322,666.81</b>	<b>0.9950</b>	<b>454</b>	<b>1.18</b>	<b>0.0321</b>
<b>ST LUCIE NUCLEAR FUEL STABILIZATION</b>														
06741FK89	126795	CP: Barclays	03/08/2024	10/08/2024	0.000	5.499	1,000,000.00	983,598.88	31,148.89	0.00	0.9689	190	0.52	0.0051
3133EPNB7	126500	FFCB	06/30/2023	06/20/2025	4.625	4.980	1,250,000.00	1,261,598.51	8,262.50	16,219.62	0.9934	445	1.18	0.0211
64952WEK5	126805	CORP: NYLIFE	03/22/2024	01/14/2025	1.450	5.334	1,000,000.00	974,489.93	30,459.28	3,101.39	0.9695	288	0.78	0.0103
91282CGD7	126501	US Treasury	06/29/2023	12/31/2024	4.250	5.217	1,250,000.00	1,255,303.19	17,284.34	13,428.82	0.9862	274	0.74	0.0096
VP4560000	124589	Principal	11/04/2019	04/01/2024	5.190	5.190	2,491,495.97	2,491,495.97	0.00	12,161.93	1.0000	0	0.00	0.0000
					<b>3.644</b>	<b>5.222</b>	<b>6,991,495.97</b>	<b>6,966,486.48</b>	<b>87,155.01</b>	<b>44,911.76</b>	<b>0.9875</b>	<b>197</b>	<b>0.53</b>	<b>0.0077</b>
<b>St Lucie O&amp;M</b>														
46849LTK7	126327	CORP: JACKSON NTL	03/09/2023	06/21/2024	2.650	0.884	560,000.00	560,649.85	(13,197.43)	4,122.22	0.0088	81	0.22	0.0016
62479LJG1	126710	CP: MUFG Bank	12/22/2023	09/16/2024	0.000	5.478	1,000,000.00	985,470.37	38,706.11	0.00	0.9613	168	0.46	0.0043
6944PL2B4	126740	CORP: PACIFIC LIFE	01/09/2024	06/24/2025	1.200	4.940	1,000,000.00	959,586.93	51,950.00	3,300.00	0.9481	449	1.22	0.0214
89236TGT6	126289	CORP: Toyota Motor	02/07/2023	02/13/2025	1.800	4.620	1,000,000.00	974,273.57	53,715.00	2,400.00	0.9463	318	0.87	0.0120
89236TJT3	126773	CORP: Toyota Motor	02/09/2024	01/13/2025	1.450	4.960	500,000.00	487,305.48	15,729.26	1,570.83	0.9685	287	0.78	0.0102
91282CER8	126488	US Treasury	06/15/2023	05/31/2024	2.500	5.323	750,000.00	752,778.50	19,524.53	6,302.08	0.9740	60	0.16	0.0011
N/A	125280	ST LUCIE SBA	11/05/2020	04/01/2024	5.490	5.490	9,207,758.15	9,207,758.15	0.00	38,820.28	1.0000	0	0.00	0.0000
VP4560000	124612	Principal	11/21/2019	04/01/2024	5.190	5.190	642,898.10	642,898.10	0.00	4,084.15	1.0000	0	0.00	0.0000
					<b>4.159</b>	<b>5.177</b>	<b>14,660,656.25</b>	<b>14,570,720.95</b>	<b>166,427.47</b>	<b>60,599.56</b>	<b>0.9499</b>	<b>80</b>	<b>0.22</b>	<b>0.0030</b>

# Investment Report

April 1, 2024

CUSIP	ContNo	Issuer	Purchase Date	Maturity Date	Coupon	Yield to Maturity	Current Par	Market Value	(Premium)/Discount	Accrued Interest	Original Cost	Days To Maturity	Duration	Convexity
<b>St Lucie R&amp;R</b>														
01626FFC7	126659	CP: ALINGHI FUNDING	11/13/2023	06/12/2024	0.000	5.909	500,000.00	496,860.44	16,547.78	0.00	0.9669	72	0.20	0.0013
313384E88	126658	FHLB DN	11/13/2023	09/06/2024	0.000	5.452	500,000.00	488,382.06	21,253.19	0.00	0.9575	158	0.43	0.0038
3133EP2C8	126771	FFCB	02/08/2024	02/28/2025	4.750	4.772	500,000.00	500,565.31	100.00	2,177.08	0.9998	333	0.90	0.0130
62479LMD4	126799	CP: MUFG Bank	03/21/2024	12/13/2024	0.000	5.434	500,000.00	489,013.42	19,064.54	0.00	0.9619	256	0.70	0.0082
91282CEK3	126518	US Treasury	07/24/2023	04/30/2024	2.500	5.349	500,000.00	504,078.32	10,597.65	5,254.12	0.9788	29	0.08	0.0004
91282CER8	126495	US Treasury	06/15/2023	05/31/2024	2.500	5.323	500,000.00	501,852.33	13,016.34	4,201.39	0.9740	60	0.16	0.0011
91282CEX5	126510	US Treasury	06/29/2023	06/30/2024	3.000	5.441	500,000.00	500,840.20	11,735.57	3,811.48	0.9765	90	0.25	0.0018
91282CFG1	126665	US Treasury	11/13/2023	08/31/2024	3.250	5.431	500,000.00	498,540.68	8,409.54	1,444.44	0.0543	152	0.42	0.0038
91282CFQ9	126660	US Treasury	11/13/2023	10/31/2024	4.375	5.371	500,000.00	506,610.29	4,628.91	9,194.71	0.9907	213	0.57	0.0067
VP4560000	124590	Principal	11/04/2019	04/01/2024	5.190	5.190	4,116,706.79	4,116,706.79	0.00	20,548.88	1.0000	0	0.00	0.0000
					<b>3.662</b>	<b>5.293</b>	<b>8,616,706.79</b>	<b>8,603,449.84</b>	<b>105,353.52</b>	<b>46,632.10</b>	<b>0.9339</b>	<b>79</b>	<b>0.22</b>	<b>0.0023</b>
<b>STL Pool Summary</b>					<b>3.695</b>	<b>4.763</b>	<b>189,544,499.31</b>	<b>190,164,685.24</b>	<b>2,381,876.63</b>	<b>1,767,993.52</b>	<b>0.9820</b>	<b>494</b>	<b>1.28</b>	<b>0.0391</b>
<b>Stanton Contingency</b>														
3130ARQ61	125890	FHLB	05/25/2022	10/21/2024	2.200	2.210	900,000.00	884,905.00	225.00	14,800.00	0.9998	203	0.55	0.0062
VP4560000	124591	Principal	11/04/2019	04/01/2024	5.190	5.190	239,342.85	239,342.85	0.00	1,101.30	1.0000	0	0.00	0.0000
					<b>2.828</b>	<b>2.836</b>	<b>1,139,342.85</b>	<b>1,124,247.85</b>	<b>225.00</b>	<b>15,901.30</b>	<b>0.9998</b>	<b>160</b>	<b>0.43</b>	<b>0.0049</b>
<b>Stanton General Reserve</b>														
313384YZ6	126768	FHLB DN	02/07/2024	07/05/2024	0.000	5.276	2,000,000.00	1,971,344.10	42,051.11	0.00	0.9790	95	0.26	0.0019
3135GAG54	126357	FNMA - Callable	03/31/2023	09/30/2024	5.250	5.250	500,000.00	499,702.12	0.00	72.92	1.0000	182	0.49	0.0054
576051VX1	125492	MUNI: MASSWTR	05/13/2021	08/01/2024	1.862	0.413	1,000,000.00	949,823.33	(46,250.00)	3,103.33	1.0463	122	0.33	0.0025
62479LMD4	126801	CP: MUFG Bank	03/21/2024	12/13/2024	0.000	5.434	2,000,000.00	1,956,053.68	76,258.16	0.00	0.9619	256	0.70	0.0082
74368CBF0	126418	CORP: PROTECTIVELIFE	04/28/2023	07/05/2024	0.781	5.234	500,000.00	494,940.27	25,292.50	932.86	0.9494	95	0.26	0.0019
912796Y52	126728	US Treasury	01/05/2024	07/05/2024	0.000	5.258	1,500,000.00	1,478,971.11	38,220.00	0.00	0.9745	95	0.26	0.0019
912797HF74	126653	US Treasury	11/10/2023	04/11/2024	0.000	5.417	1,000,000.00	998,504.51	22,142.50	0.00	0.9779	10	0.03	0.0001
91282CEK3	126419	US Treasury	04/27/2023	04/30/2024	2.500	4.637	500,000.00	504,078.32	10,410.16	5,254.12	0.9792	29	0.08	0.0004
VP4560000	124592	Principal	11/04/2019	04/01/2024	5.190	5.190	1,690,556.37	1,690,556.37	0.00	9,984.93	1.0000	0	0.00	0.0000
					<b>1.394</b>	<b>4.815</b>	<b>10,690,556.37</b>	<b>10,543,973.81</b>	<b>168,124.43</b>	<b>19,348.16</b>	<b>0.9843</b>	<b>106</b>	<b>0.29</b>	<b>0.0028</b>
<b>Stanton O&amp;M</b>														
313384VE6	126689	FHLB DN	12/05/2023	04/05/2024	0.000	5.403	500,000.00	499,716.86	8,845.00	0.00	0.9823	4	0.01	0.0001
3133EPJ71	126687	FFCB	12/05/2023	12/04/2024	5.125	5.100	500,000.00	507,789.49	(119.00)	8,328.13	1.0002	247	0.66	0.0083
62455FHP4	126796	CP: Mountcliff Fund	03/11/2024	08/23/2024	0.000	5.490	1,000,000.00	987,520.13	24,154.17	0.00	0.9758	144	0.39	0.0034
N/A	125281	STANTON SBA	11/05/2020	04/01/2024	5.490	5.490	4,116,843.55	4,116,843.55	0.00	18,119.62	1.0000	0	0.00	0.0000
VP4560000	124615	Principal	11/21/2019	04/01/2024	5.190	5.190	655,303.30	655,303.30	0.00	4,220.23	1.0000	0	0.00	0.0000
					<b>4.218</b>	<b>5.426</b>	<b>6,772,146.85</b>	<b>6,767,173.33</b>	<b>32,880.17</b>	<b>30,667.98</b>	<b>0.9951</b>	<b>40</b>	<b>0.11</b>	<b>0.0011</b>



# Investment Report

April 1, 2024

<u>CUSIP</u>	<u>ContNo</u>	<u>Issuer</u>	<u>Purchase Date</u>	<u>Maturity Date</u>	<u>Coupon</u>	<u>Yield to Maturity</u>	<u>Current Par</u>	<u>Market Value</u>	<u>(Premium)/Discount</u>	<u>Accrued Interest</u>	<u>Original Cost</u>	<u>Days To Maturity</u>	<u>Duration</u>	<u>Convexity</u>
<b>Stanton II General Reserve</b>														
313384S34	126802	FHLB DN	03/21/2024	12/06/2024	0.000	5.214	2,000,000.00	1,929,828.94	71,427.78	0.00	0.9643	249	0.68	0.0076
3134GXA61	126522	FHLMC - Callable	07/24/2023	12/30/2024	4.000	5.286	1,000,000.00	1,001,161.37	17,560.00	10,111.11	0.9824	273	0.74	0.0096
53944QD23	126630	CP: LMA Americas	10/31/2023	04/02/2024	0.000	5.876	1,500,000.00	1,499,868.37	36,190.00	0.00	0.9759	1	0.00	0.0000
62455FG18	126696	CP: Mountcliff Fund	12/15/2023	07/01/2024	0.000	5.616	3,000,000.00	2,976,231.06	88,886.67	0.00	0.9704	91	0.25	0.0018
64966MGL7	123854	MUNI: NYC Trans Fin	06/21/2019	12/01/2024	2.900	2.355	2,875,000.00	2,790,971.74	(79,522.50)	28,254.86	1.0277	244	0.66	0.0080
67869TAD7	123970	MUNI: OKL CNTY SD	07/15/2019	06/01/2024	2.650	2.260	1,000,000.00	978,830.56	(17,870.00)	8,980.56	1.0179	61	0.17	0.0010
74153WCM9	125522	CORP: PRICOA GL FD	06/10/2021	09/01/2025	0.800	0.860	895,000.00	846,637.02	2,225.31	596.67	0.9975	518	1.41	0.0272
864784GR8	125296	MUNI: SUFFOLKVA	12/04/2020	06/01/2024	0.750	0.391	1,000,000.00	939,996.00	(12,440.00)	2,500.00	1.0124	61	0.17	0.0010
8672E2D21	126619	CP: SUNCORP	10/06/2023	04/02/2024	0.000	5.889	2,000,000.00	1,999,824.49	55,987.22	0.00	0.9720	1	0.00	0.0000
8672E2G93	126745	CP: SUNCORP	01/19/2024	07/09/2024	0.000	5.507	1,000,000.00	991,386.49	25,226.67	0.00	0.9748	99	0.27	0.0020
88213AHL2	123968	MUNI: TEXAS A&M UNIV	07/15/2019	05/15/2024	2.884	2.215	500,000.00	492,075.67	(15,195.00)	5,527.67	1.0304	44	0.12	0.0007
91282CDS7	125762	US Treasury	01/18/2022	01/15/2025	1.125	1.202	5,000,000.00	4,655,051.54	11,300.00	11,899.04	0.9977	289	0.79	0.0100
91282CEX5	126300	US Treasury	02/15/2023	06/30/2024	3.000	4.934	500,000.00	500,840.20	12,679.64	3,811.48	0.9746	90	0.25	0.0018
91282CFQ9	126775	US Treasury	02/21/2024	10/31/2024	4.375	5.118	3,500,000.00	3,546,272.06	17,636.72	64,362.98	0.9950	213	0.57	0.0067
91282CFX4	126792	US Treasury	02/21/2024	11/30/2024	4.500	5.096	3,000,000.00	3,031,537.40	13,593.75	45,368.85	0.9955	243	0.66	0.0082
VP4560000	124594	Principal	11/04/2019	04/01/2024	5.190	5.190	2,090,906.34	2,090,906.34	0.00	11,618.50	1.0000	0	0.00	0.0000
					<b>2.096</b>	<b>3.969</b>	<b>30,860,906.34</b>	<b>30,271,419.25</b>	<b>227,686.26</b>	<b>193,031.72</b>	<b>0.9926</b>	<b>176</b>	<b>0.48</b>	<b>0.0059</b>
<b>Stanton II O&amp;M</b>														
N/A	125282	STANTON II SBA	11/05/2020	04/01/2024	5.490	5.490	6,080,260.95	6,080,260.95	0.00	24,720.66	1.0000	0	0.00	0.0000
VP4560000	125385	Principal	12/31/2020	04/01/2024	5.190	5.190	806,831.62	806,831.62	0.00	5,257.06	1.0000	0	0.00	0.0000
					<b>5.455</b>	<b>5.455</b>	<b>6,887,092.57</b>	<b>6,887,092.57</b>	<b>0.00</b>	<b>29,977.72</b>	<b>1.0000</b>	<b>0</b>	<b>0.00</b>	<b>0.0000</b>
<b>STANTON II PROJECT FUND 2020 POOLED LOAN</b>														
N/A	125118	Goldman Sachs M-Mkt	06/25/2020	04/01/2024	4.920	4.920	0.05	0.05	0.00	0.00	1.0000	0	0.00	0.0000
					<b>4.920</b>	<b>4.920</b>	<b>0.05</b>	<b>0.05</b>	<b>0.00</b>	<b>0.00</b>	<b>1.0000</b>	<b>0</b>	<b>0.00</b>	<b>0.0000</b>
<b>Stanton II R&amp;R</b>														
313384S34	126803	FHLB DN	03/21/2024	12/06/2024	0.000	5.214	1,000,000.00	964,914.47	35,713.89	0.00	0.9643	249	0.68	0.0076
74368CBF0	126420	CORP: PROTECTIVELIFE	04/28/2023	07/05/2024	0.781	5.234	500,000.00	494,940.27	25,292.50	932.86	0.9494	95	0.26	0.0019
808513BU8	126338	CORP: SCHWAB	03/27/2023	04/01/2024	3.750	5.605	500,000.00	509,375.00	9,000.00	9,375.00	0.9820	0	0.00	0.0000
8672E2G93	126747	CP: SUNCORP	01/19/2024	07/09/2024	0.000	5.507	1,000,000.00	991,386.49	25,226.67	0.00	0.9748	99	0.27	0.0020
912797FS1	126701	US Treasury	12/15/2023	06/13/2024	0.000	5.268	500,000.00	494,592.43	12,695.14	0.00	0.9746	73	0.20	0.0013
912797HG5	126666	US Treasury	11/15/2023	04/25/2024	0.000	5.419	500,000.00	498,209.17	11,711.25	0.00	0.9766	24	0.07	0.0004
91282CEX5	126299	US Treasury	02/15/2023	06/30/2024	3.000	4.934	500,000.00	500,840.20	12,679.64	3,811.48	0.9746	90	0.25	0.0018
91282CFQ9	126776	US Treasury	02/21/2024	10/31/2024	4.375	5.118	1,000,000.00	1,013,220.59	5,039.06	18,389.42	0.9950	213	0.57	0.0067
91282CFX4	126791	US Treasury	02/21/2024	11/30/2024	4.500	5.096	1,000,000.00	1,010,512.47	4,531.25	15,122.95	0.9955	243	0.66	0.0082
VP4560000	124595	Principal	11/04/2019	04/01/2024	5.190	5.190	1,928,078.84	1,928,078.84	0.00	11,736.22	1.0000	0	0.00	0.0000
					<b>2.687</b>	<b>5.241</b>	<b>8,428,078.84</b>	<b>8,406,069.93</b>	<b>141,889.40</b>	<b>59,367.93</b>	<b>0.9832</b>	<b>112</b>	<b>0.31</b>	<b>0.0032</b>
<b>STANTON II REVENUE FUND 2020 POOLED LOAN</b>														
N/A	125409	Goldman Sachs M-Mkt	03/29/2021	04/01/2024	4.920	4.920	3,056.67	3,056.67	0.00	2.99	1.0000	0	0.00	0.0000
					<b>4.920</b>	<b>4.920</b>	<b>3,056.67</b>	<b>3,056.67</b>	<b>0.00</b>	<b>2.99</b>	<b>1.0000</b>	<b>0</b>	<b>0.00</b>	<b>0.0000</b>

# Investment Report

April 1, 2024

<u>CUSIP</u>	<u>ContNo</u>	<u>Issuer</u>	<u>Purchase Date</u>	<u>Maturity Date</u>	<u>Coupon</u>	<u>Yield to Maturity</u>	<u>Current Par</u>	<u>Market Value</u>	<u>(Premium)/Discount</u>	<u>Accrued Interest</u>	<u>Original Cost</u>	<u>Days To Maturity</u>	<u>Duration</u>	<u>Convexity</u>
<b>STANTON II SUBORDINATED DEBT FUND 2020</b>														
X9X9USDADM1	125145	MORGAN STANLEY LIQ	07/27/2020	04/01/2024	4.970	4.970	3,023.40	3,023.40	0.00	1,624.18	1.0000	0	0.00	0.0000
					<b>4.970</b>	<b>4.970</b>	<b>3,023.40</b>	<b>3,023.40</b>	<b>0.00</b>	<b>1,624.18</b>	<b>1.0000</b>	<b>0</b>	<b>0.00</b>	<b>0.0000</b>
<b>STN2 Pool Summary</b>					<b>3.003</b>	<b>4.505</b>	<b>54,058,131.18</b>	<b>53,445,020.59</b>	<b>381,150.73</b>	<b>297,721.62</b>	<b>0.9929</b>	<b>119</b>	<b>0.33</b>	<b>0.0039</b>
<b>Tri City Contingency</b>														
808513BU8	126335	CORP: SCHWAB	03/27/2023	04/01/2024	3.750	5.605	100,000.00	101,875.00	1,800.00	1,875.00	0.9820	0	0.00	0.0000
VP4560000	124597	Principal	11/04/2019	04/01/2024	5.190	5.190	230,667.35	230,667.35	0.00	638.85	1.0000	0	0.00	0.0000
					<b>4.755</b>	<b>5.316</b>	<b>330,667.35</b>	<b>332,542.35</b>	<b>1,800.00</b>	<b>2,513.85</b>	<b>0.9946</b>	<b>0</b>	<b>0.00</b>	<b>0.0000</b>
<b>Tri City General Reserve</b>														
3130ASRQ46	126001	FHLB	07/29/2022	07/26/2024	3.450	3.450	250,000.00	249,926.35	0.00	1,557.29	1.0000	116	0.32	0.0025
313384YZ6	126767	FHLB DN	02/07/2024	07/05/2024	0.000	5.276	250,000.00	246,418.01	5,256.39	0.00	0.9790	95	0.26	0.0019
53944QD23	126631	CP: LMA Americas	10/31/2023	04/02/2024	0.000	5.876	250,000.00	249,978.06	6,031.67	0.00	0.9759	1	0.00	0.0000
808513BU8	126336	CORP: SCHWAB	03/27/2023	04/01/2024	3.750	5.605	150,000.00	152,812.50	2,700.00	2,812.50	0.9820	0	0.00	0.0000
912796Y52	126731	US Treasury	01/05/2024	07/05/2024	0.000	5.258	250,000.00	246,495.19	6,370.00	0.00	0.9745	95	0.26	0.0019
VP4560000	124598	Principal	11/04/2019	04/01/2024	5.190	5.190	177,737.44	177,737.44	0.00	727.99	1.0000	0	0.00	0.0000
					<b>1.768</b>	<b>5.067</b>	<b>1,327,737.44</b>	<b>1,323,367.55</b>	<b>20,358.06</b>	<b>5,097.78</b>	<b>0.9847</b>	<b>58</b>	<b>0.16</b>	<b>0.0012</b>
<b>Tri City O&amp;M</b>														
313384M71	126688	FHLB DN	12/05/2023	10/31/2024	0.000	5.183	250,000.00	242,361.33	11,194.22	0.00	0.9552	213	0.58	0.0060
313384VE6	126690	FHLB DN	12/05/2023	04/05/2024	0.000	5.403	250,000.00	249,858.43	4,422.50	0.00	0.9823	4	0.01	0.0001
63873JG87	126634	CP: NATIXIS NY	10/31/2023	07/08/2024	0.000	5.921	250,000.00	248,938.07	9,830.83	0.00	0.9607	98	0.27	0.0020
74368CAP9	126452	CORP: PROTECTIVELIFE	05/30/2023	04/15/2024	3.104	5.280	200,000.00	202,683.07	3,682.00	2,862.58	0.9816	14	0.04	0.0002
912828YE4	126691	US Treasury	12/05/2023	08/31/2024	1.250	5.229	250,000.00	248,023.96	7,099.61	271.74	0.9716	152	0.42	0.0038
91282CER8	126498	US Treasury	06/15/2023	05/31/2024	2.500	5.323	200,000.00	200,740.93	5,206.54	1,680.56	0.9740	60	0.16	0.0011
91282CEX5	126503	US Treasury	06/29/2023	06/30/2024	3.000	5.441	200,000.00	200,336.08	4,694.22	1,524.59	0.9765	90	0.25	0.0018
N/A	125283	TRI CITY SBA	11/05/2020	04/01/2024	5.490	5.490	955,142.76	955,142.76	0.00	3,284.18	1.0000	0	0.00	0.0000
VP4560000	124614	Principal	11/21/2019	04/01/2024	5.190	5.190	345,839.05	345,839.05	0.00	2,505.83	1.0000	0	0.00	0.0000
					<b>3.127</b>	<b>5.406</b>	<b>2,900,981.81</b>	<b>2,893,923.68</b>	<b>46,129.92</b>	<b>12,129.48</b>	<b>0.9841</b>	<b>52</b>	<b>0.14</b>	<b>0.0012</b>
<b>Tri City R&amp;R</b>														
3130ALRX4	126550	FHLB	08/10/2023	07/08/2024	0.500	5.399	250,000.00	246,952.79	10,750.00	288.19	0.9570	98	0.27	0.0020
62455FHP4	126797	CP: Mountcliff Fund	03/11/2024	08/23/2024	0.000	5.490	250,000.00	246,880.03	6,038.54	0.00	0.9758	144	0.39	0.0034
74256LEL9	125888	CORP: PRINCIPAL LIFE	05/26/2022	04/12/2024	0.750	3.296	250,000.00	250,528.79	11,517.06	880.21	0.9539	11	0.03	0.0002
912796Y52	126730	US Treasury	01/05/2024	07/05/2024	0.000	5.258	200,000.00	197,196.15	5,096.00	0.00	0.9745	95	0.26	0.0019
91282CER8	126497	US Treasury	06/15/2023	05/31/2024	2.500	5.323	250,000.00	250,926.17	6,508.18	2,100.69	0.9740	60	0.16	0.0011
91282CEX5	126504	US Treasury	06/29/2023	06/30/2024	3.000	5.441	150,000.00	150,252.06	3,520.67	1,143.44	0.9765	90	0.25	0.0018
91282CFQ9	126778	US Treasury	02/21/2024	10/31/2024	4.375	5.118	250,000.00	253,305.15	1,259.77	4,597.36	0.9950	213	0.57	0.0067
91282CFX4	126789	US Treasury	02/21/2024	11/30/2024	4.500	5.096	250,000.00	252,628.12	1,132.75	3,780.74	0.9955	243	0.66	0.0082
VP4560000	124578	Principal	11/04/2019	04/01/2024	5.190	5.190	479,826.39	479,826.39	0.00	1,820.88	1.0000	0	0.00	0.0000
					<b>2.617</b>	<b>5.060</b>	<b>2,329,826.39</b>	<b>2,328,495.65</b>	<b>45,822.97</b>	<b>14,611.51</b>	<b>0.9803</b>	<b>96</b>	<b>0.26</b>	<b>0.0026</b>
<b>TRI Pool Summary</b>					<b>2.771</b>	<b>5.219</b>	<b>6,889,212.99</b>	<b>6,878,329.23</b>	<b>114,110.95</b>	<b>34,352.62</b>	<b>0.9834</b>	<b>65</b>	<b>0.18</b>	<b>0.0016</b>



# Investment Report

April 1, 2024

<u>CUSIP</u>	<u>ContNo</u>	<u>Issuer</u>	<u>Purchase Date</u>	<u>Maturity Date</u>	<u>Coupon</u>	<u>Yield to Maturity</u>	<u>Current Par</u>	<u>Market Value</u>	<u>(Premium)/Discount</u>	<u>Accrued Interest</u>	<u>Original Cost</u>	<u>Days To Maturity</u>	<u>Duration</u>	<u>Convexity</u>
<b>FMPA AS AGENT FOR UTILITIES COMMISSION NEW SMYRNA BEACH</b>														
05600LAB2	125728	CORP: BMW	12/22/2021	08/14/2024	2.400	1.130	5,000,000.00	4,960,510.32	(165,000.00)	15,666.67	1.0330	135	0.37	0.0031
31422XRZ7	125733	FAMCA	12/27/2021	12/27/2024	0.940	0.930	2,500,000.00	2,318,936.11	(725.00)	6,136.11	1.0003	270	0.74	0.0089
718172BMO	125727	CORP: PHILLIP MORRIS	12/22/2021	11/10/2024	3.250	1.080	4,306,000.00	4,306,340.51	(264,517.58)	54,811.79	1.0614	223	0.61	0.0073
912828YY0	125787	US Treasury	01/27/2022	12/31/2024	1.750	1.232	4,880,000.00	4,628,546.88	(72,472.49)	21,700.00	1.0149	274	0.75	0.0093
N/A	125737	UCNSB SBA	12/20/2021	04/01/2024	5.490	5.490	5,241,186.32	5,241,186.32	0.00	26,319.98	1.0000	0	0.00	0.0000
VP4560000	125725	Principal	12/20/2021	04/01/2024	5.190	5.190	5,641,990.49	5,641,990.49	0.00	12,597.21	1.0000	0	0.00	0.0000
					<b>3.444</b>	<b>2.782</b>	<b>27,569,176.81</b>	<b>27,097,510.63</b>	<b>(502,715.07)</b>	<b>137,231.76</b>	<b>1.0182</b>	<b>132</b>	<b>0.36</b>	<b>0.0042</b>
		<b>UCNS Pool Summary</b>			<b>3.444</b>	<b>2.782</b>	<b>27,569,176.81</b>	<b>27,097,510.63</b>	<b>(502,715.07)</b>	<b>137,231.76</b>	<b>1.0182</b>	<b>132</b>	<b>0.36</b>	<b>0.0042</b>
		<b>Open Investments</b>			<b>3.614</b>	<b>4.462</b>	<b>591,435,385.65</b>	<b>587,840,958.07</b>	<b>839,850.92</b>	<b>3,835,578.47</b>	<b>0.9951</b>	<b>255</b>	<b>0.67</b>	<b>0.0170</b>