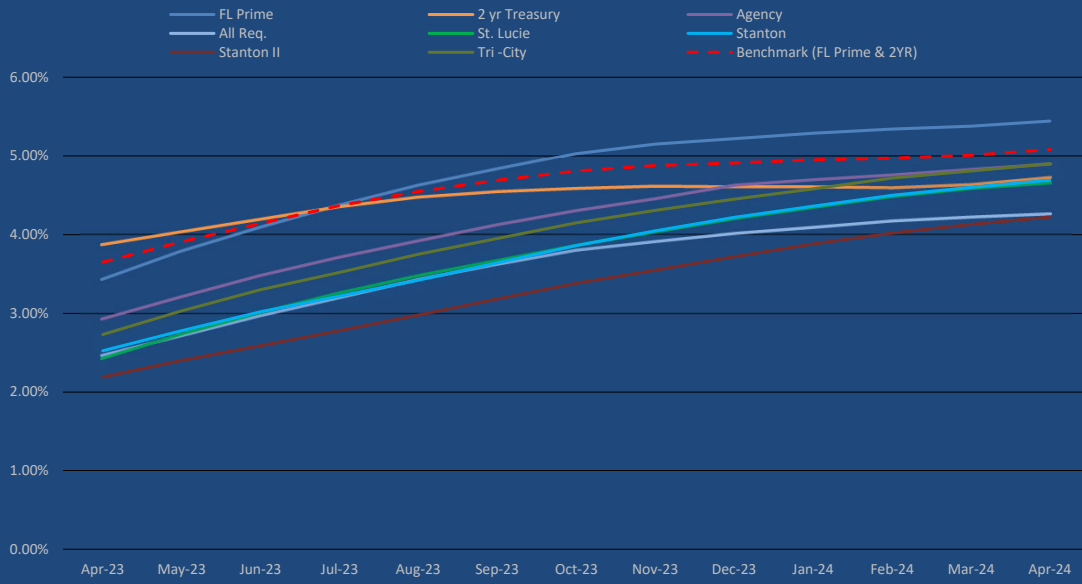
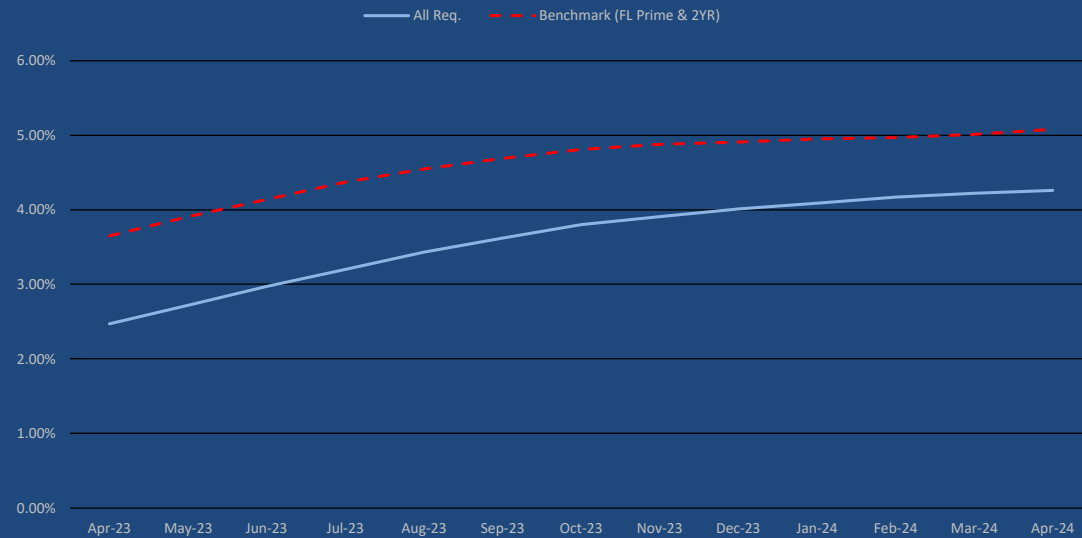


FMPA BOD Projects Rolling 12 Month Weighted Average Yield vs. Florida Prime and 2 YR Treasury (APR 2023 - APR 2024)



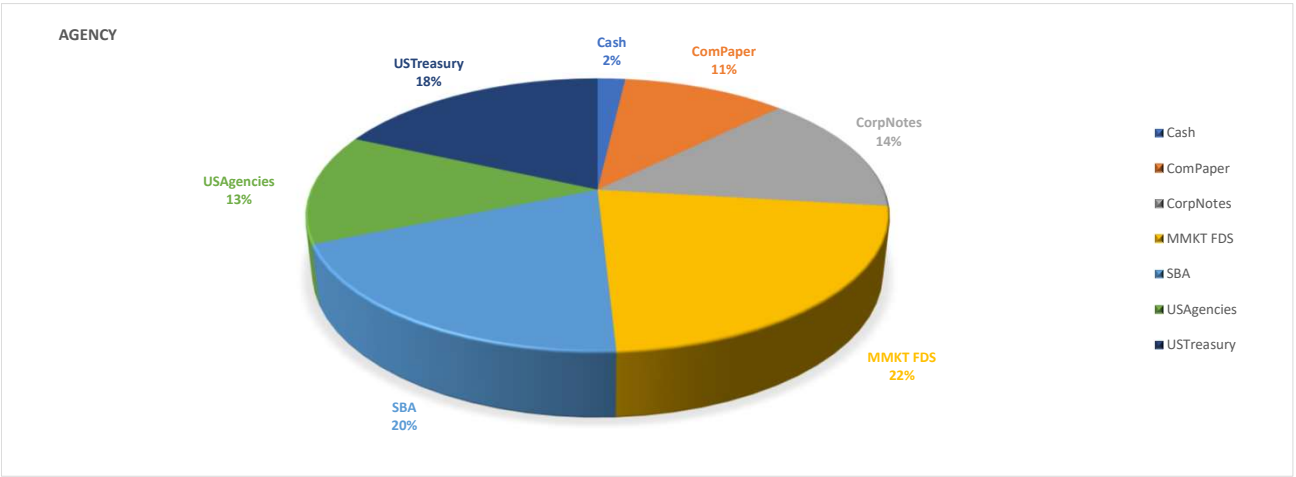
Rolling 12 month average	FL Prime	2 yr Treasury	Benchmark	Agency	All Req.	St. Lucie	Stanton	Stanton II	Tri-City
4/30/2023	3.43%	3.87%	3.65%	2.93%	2.47%	2.43%	2.52%	2.19%	2.73%
5/31/2023	3.79%	4.03%	3.91%	3.21%	2.72%	2.74%	2.78%	2.40%	3.03%
6/30/2023	4.09%	4.19%	4.14%	3.48%	2.97%	3.01%	3.02%	2.59%	3.30%
7/31/2023	4.37%	4.35%	4.37%	3.71%	3.20%	3.26%	3.22%	2.78%	3.52%
8/31/2023	4.62%	4.47%	4.55%	3.92%	3.43%	3.48%	3.42%	2.98%	3.75%
9/30/2023	4.83%	4.54%	4.69%	4.12%	3.62%	3.67%	3.64%	3.18%	3.95%
10/31/2023	5.03%	4.58%	4.81%	4.30%	3.80%	3.86%	3.86%	3.38%	4.15%
11/30/2023	5.15%	4.61%	4.88%	4.45%	3.91%	4.03%	4.05%	3.55%	4.31%
12/31/2023	5.22%	4.60%	4.91%	4.62%	4.01%	4.20%	4.22%	3.72%	4.45%
1/31/2024	5.29%	4.60%	4.95%	4.69%	4.09%	4.34%	4.36%	3.88%	4.58%
2/29/2024	5.34%	4.59%	4.97%	4.75%	4.17%	4.48%	4.50%	4.02%	4.72%
3/31/2024	5.38%	4.63%	5.01%	4.82%	4.22%	4.58%	4.60%	4.13%	4.81%
4/30/2024	5.44%	4.72%	5.08%	4.89%	4.26%	4.65%	4.69%	4.22%	4.90%

FMPA All-Requirements Rolling 12 Month Weighted Average Yield vs. Florida Prime and 2 Year Treasury (APR 2023 - APR 2024)

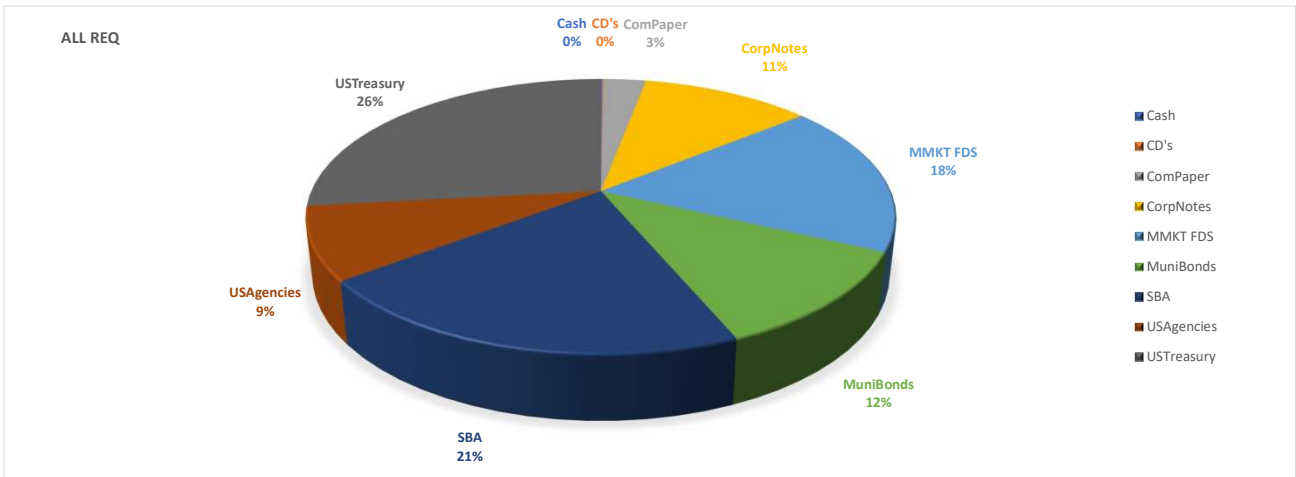


FMPA_MonthlyDiversification_Apr 2024

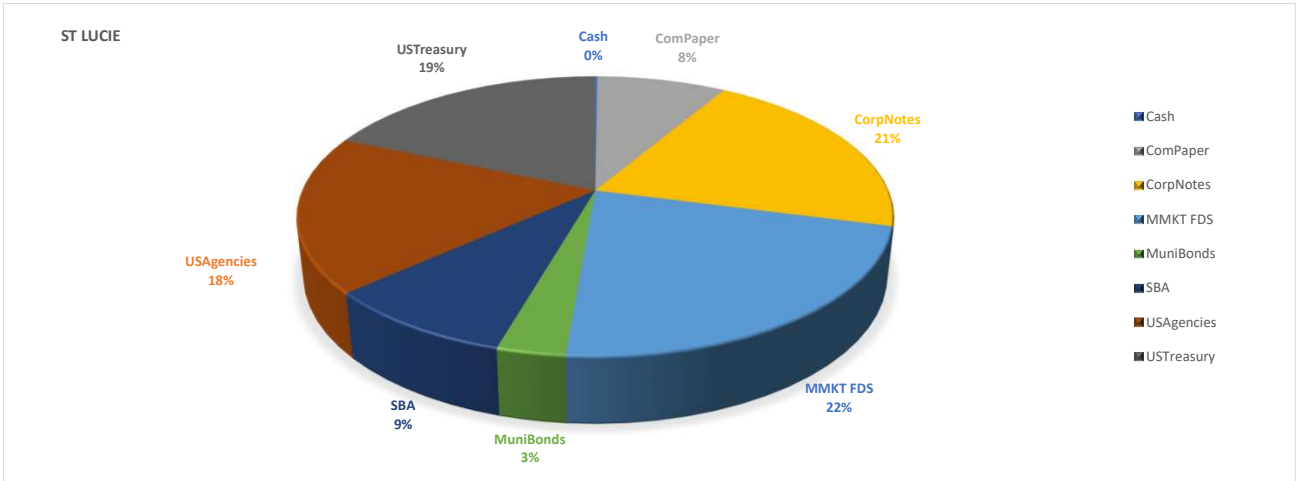
AGENCY		Cash	ComPaper	CorpNotes	MMKT FDS	SBA	USAgencies	USTreasury	Grand Total
AGN	250,000.00	-	-	-	-	-	-	-	250,000.00
AGN-DS23	-	1,484,281.46	1,948,227.34	3,035,473.61	2,677,621.41	1,784,779.77	2,491,898.71	-	13,422,282.30
AGN-O&M	-	-	-	3,266.85	-	-	-	-	3,266.85
AGN-PJ23	-	-	-	2.47	-	-	-	-	2.47
Grand Total	250,000.00	1,484,281.46	1,948,227.34	3,038,742.93	2,677,621.41	1,784,779.77	2,491,898.71	-	13,675,551.62
% OF TOTAL	2%	11%	14%	22%	20%	13%	18%	-	100%



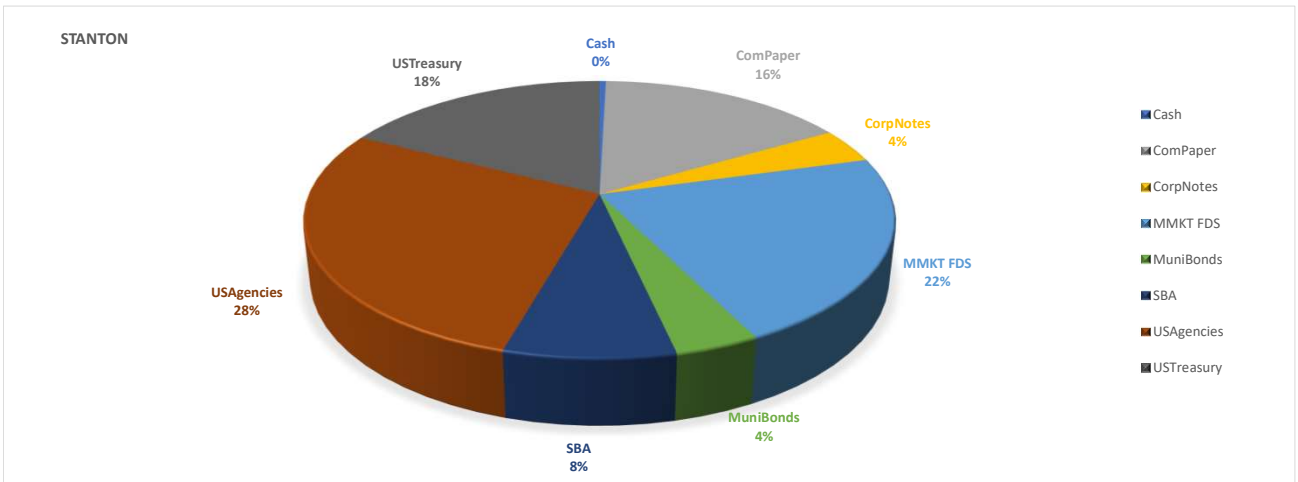
ALL REQ		Cash	CD's	ComPaper	CorpNotes	MMKT FDS	MuniBonds	SBA	USAgencies	USTreasury	Grand Total
ARP	250,000.00	-	-	-	-	-	-	-	-	-	250,000.00
ARP-2019A	-	-	-	-	-	9,722.00	-	-	-	327,738.04	337,460.04
ARP-21A DS	-	-	-	-	-	4,229.49	-	-	-	136,965.15	141,194.64
ARP-21B DS	-	-	-	-	-	10,039.04	-	-	-	464,703.20	474,742.24
ARP-21BSUB	-	-	-	15,715,569.02	2,075,184.13	19,871,696.15	31,082,526.06	5,382,119.17	10,224,152.42	84,351,246.95	84,351,246.95
ARP-CON13A	-	-	-	-	829,640.30	-	-	654,913.28	248,536.00	1,733,089.58	1,733,089.58
ARP-CONT	-	-	-	990,487.92	443,063.47	-	-	-	-	1,433,551.39	1,433,551.39
ARP-DS15B	-	-	-	-	84,679.15	-	-	-	4,695,948.08	4,780,627.23	4,780,627.23
ARP-DS16A	-	-	-	-	-	-	-	-	18,588,127.82	18,588,127.82	18,588,127.82
ARP-DS17A	-	-	-	-	12,111.87	-	-	-	376,654.17	388,766.04	388,766.04
ARP-DS17B	-	-	-	-	70,577.96	-	-	-	5,282,941.59	5,353,519.55	5,353,519.55
ARP-DS18A	-	-	-	-	4,054.23	-	-	-	185,881.28	189,935.51	189,935.51
ARP-DS22-B	-	-	-	-	82,431.43	-	-	-	-	82,431.43	82,431.43
ARP-DS22-T	-	-	-	-	27.27	-	-	-	-	27.27	27.27
ARP-GEN	-	224,597.42	1,984,652.75	995,645.04	1,421,490.99	-	-	3,423,134.30	1,288,516.74	9,338,037.24	9,338,037.24
ARP-O&M	-	-	4,985,243.21	3,021,266.05	30,932,885.98	957,191.50	22,068,150.12	2,039,896.69	4,700,192.12	68,704,825.67	68,704,825.67
ARP-PR22-B	-	-	-	-	255,568.33	-	-	-	-	14,892,309.77	15,147,878.10
ARP-R&R	-	-	-	7,416,900.07	6,929,693.26	8,583,275.42	-	12,752,024.78	6,016,804.90	41,698,698.43	41,698,698.43
ARP-REV22	-	-	-	-	4.65	-	-	-	-	4.65	4.65
ARP-SOLAR	-	-	-	-	2,008,313.40	-	-	-	-	2,008,313.40	2,008,313.40
ARP-SUBDBT	-	-	-	-	2.68	-	-	-	-	2.68	2.68
Grand Total	250,000.00	224,597.42	6,969,895.96	28,139,868.10	45,173,719.63	29,412,163.07	53,150,676.18	24,252,088.22	67,429,471.28	255,002,479.86	
% OF TOTAL	0%	0%	3%	11%	18%	12%	21%	9%	26%	100%	



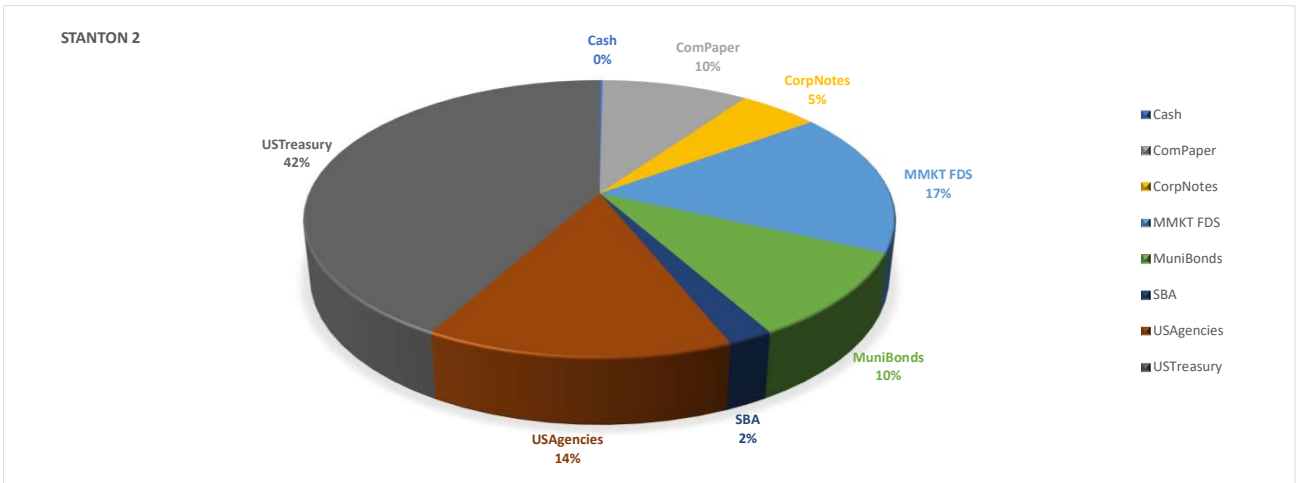
ST LUCIE		CD's	ComPaper	CorpNotes	MMKT FDS	MuniBonds	SBA	USAgencies	USTreasury	Grand Total
SL	100,000.00	-	-	-	-	-	-	-	-	100,000.00
STL NFS	-	-	986,152.10	977,476.06	2,786,230.60	-	-	1,261,960.14	1,259,270.58	7,271,089.48
STL-CONT	-	-	-	1,464,071.31	518,709.81	481,002.91	-	-	-	2,463,784.03
STL-DS13A	-	-	-	-	15,055.14	-	-	-	841,357.36	856,412.50
STL-DS21A	-	-	-	-	20,349.83	-	-	-	973,430.90	993,780.73
STL-DS21B	-	-	-	-	5,971.26	-	-	-	146,748.38	152,719.64
STL-GEN	-	-	3,371,736.73	10,137,730.74	6,643,844.30	1,907,673.00	-	10,027,081.51	8,010,333.85	40,098,400.13
STL-O&M	-	-	988,033.40	2,989,720.63	2,855,846.36	-	6,742,584.23	-	756,077.22	14,332,261.84
STL-R&R	-	-	988,439.18	-	3,244,711.50	-	-	2,439,161.62	2,005,417.34	8,677,729.64
Totals	100,000.00	-	6,334,361.41	15,568,998.74	16,090,718.80	2,388,675.91	6,742,584.23	13,728,203.27	13,992,635.63	74,946,177.99
% OF TOTAL	0%	0%	8%	21%	22%	3%	9%	18%	19%	100%



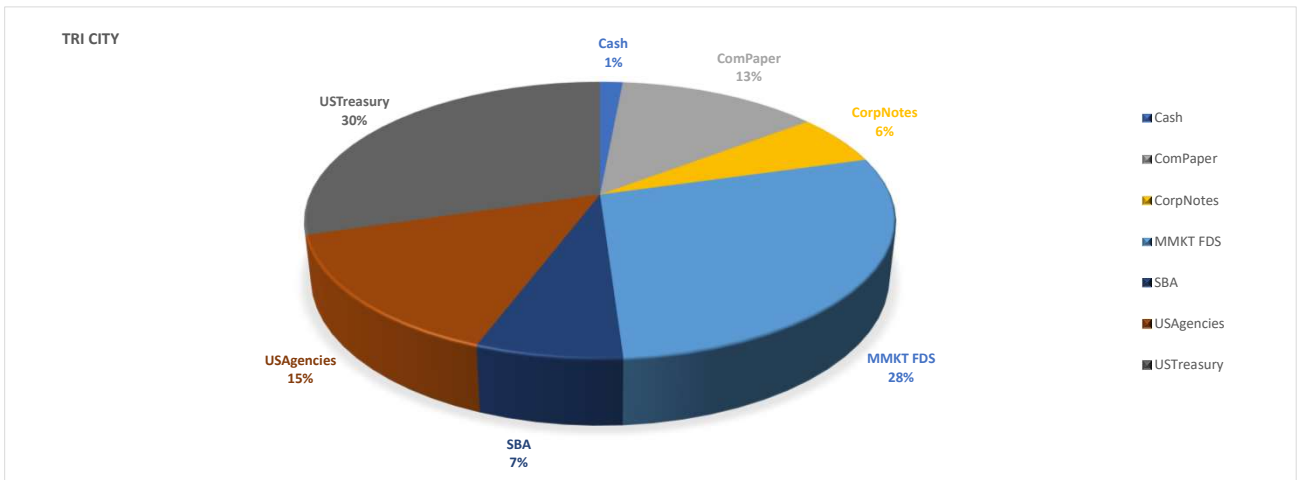
STANTON		CD's	ComPaper	CorpNotes	MMKT FDS	MuniBonds	SBA	USAgencies	USTreasury	Grand Total
STN	100,000.00	-	-	-	-	-	-	-	-	100,000.00
STN-CONT	-	-	-	-	257,045.17	-	-	876,655.00	-	1,133,700.17
STN-GEN	-	-	1,961,101.87	497,113.46	1,274,671.67	951,375.00	-	4,473,922.45	1,485,453.93	10,643,638.38
STN-O&M	-	-	990,093.93	-	2,718,999.11	-	1,929,656.49	509,974.17	-	6,148,723.70
STN-R&R	-	-	993,980.68	488,623.10	1,080,278.46	-	-	742,931.49	2,761,659.54	6,067,473.27
Grand Total	100,000.00	-	3,945,176.48	985,736.56	5,330,994.41	951,375.00	1,929,656.49	6,603,483.11	4,247,113.47	24,093,535.52
% OF TOTAL	0%	0%	16%	4%	22%	4%	8%	28%	18%	100%



STANTON 2										
Row Labels	Cash	CD's	ComPaper	CorpNotes	MMKT FDS	MuniBonds	SBA	USAgencies	USTreasury	Grand Total
STN2	100,000.00	-	-	-	-	-	-	-	-	100,000.00
STN2-CONT	-	-	-	-	645,267.64	-	-	251,069.08	247,575.66	1,143,912.38
STN2-DS17A	-	-	-	-	4,431.88	-	-	-	269,038.69	273,470.57
STN2-DS17B	-	-	-	-	53,075.58	-	-	-	3,032,799.80	3,085,875.38
STN2-DS20	-	-	-	-	838.67	-	-	-	-	838.67
STN2-DS22A	-	-	-	-	1,170.43	-	-	-	3,521,961.06	3,523,131.49
STN2-GEN	-	-	3,978,005.26	1,824,152.03	2,074,762.67	5,212,856.88	-	5,658,803.37	11,696,148.54	30,444,728.75
STN2-O&M	-	-	-	-	3,345,984.26	-	1,093,936.46	489,047.63	-	4,928,968.35
STN2-PR20	-	-	-	-	0.05	-	-	-	-	0.05
STN2-R&R	-	-	993,980.68	878,239.48	2,563,985.11	-	-	968,939.65	3,011,351.91	8,416,496.83
STN2-REV20	-	-	-	-	9.16	-	-	-	-	9.16
STN2-SUBDT	-	-	-	-	51,492.55	-	-	-	-	51,492.55
Grand Total	100,000.00	-	4,971,985.94	2,702,391.51	8,741,018.00	5,212,856.88	1,093,936.46	7,367,859.73	21,778,875.66	51,968,924.18
% OF TOTAL	0%	0%	10%	5%	17%	10%	2%	14%	42%	100%



TRI CITY										
Row Labels	Cash	CD's	ComPaper	CorpNotes	MMKT FDS	MuniBonds	SBA	USAgencies	USTreasury	Grand Total
TC	100,000.00	-	-	-	-	-	-	-	-	100,000.00
TRI-CONT	-	-	-	151,063.30	182,511.48	-	-	-	-	333,574.78
TRI-GEN	-	-	392,119.14	-	220,799.03	-	-	498,821.15	247,575.66	1,359,314.98
TRI-O&M	-	-	249,262.16	-	992,486.47	-	458,267.03	243,478.07	651,362.60	2,594,856.33
TRI-R&R	-	-	247,523.48	251,772.16	523,023.00	-	-	248,183.20	1,103,879.53	2,374,381.37
Grand Total	100,000.00	-	888,904.78	402,835.46	1,918,819.98	-	458,267.03	990,482.42	2,002,817.79	6,762,127.46
% OF TOTAL	1%	0%	13%	6%	28%	0%	7%	15%	30%	100%



Investment Report

May 1, 2024

CUSIP	ContNo	Issuer	Purchase Date	Maturity Date	Coupon	Yield to Maturity	Current Par	Market Value	(Premium)/Discount	Accrued Interest	Original Cost	Days To Maturity	Duration	Convexity
Agency O&M														
3130ARMR9	126749	FHLB - Callable	01/19/2024	04/28/2025	2.940	4.714	500,000.00	488,929.50	10,875.00	122.50	0.9783	362	0.98	0.0148
3133EKVV4	126545	FFCB	08/09/2023	07/26/2024	1.850	5.390	1,300,000.00	1,295,850.27	42,679.00	6,346.53	0.9672	86	0.24	0.0017
40060WHM	126697	CP: GTA Funding	12/15/2023	08/21/2024	0.000	5.397	500,000.00	495,133.01	17,777.78	0.00	0.9644	112	0.31	0.0024
57629WCG3	126434	CORP: MASSMUTUAL	05/17/2023	01/11/2025	2.950	4.696	1,000,000.00	992,258.67	27,450.00	9,013.89	0.9726	255	0.70	0.0088
59217GEJ4	126821	CORP: METLIFE	04/05/2024	07/02/2025	0.950	5.210	1,000,000.00	955,968.67	50,600.00	3,140.28	0.9494	427	1.16	0.0196
62479LJ30	126735	CP: MUFG Bank	01/08/2024	09/03/2024	0.000	5.411	1,000,000.00	989,148.45	34,130.53	0.00	0.9659	125	0.34	0.0028
9128283D0	126752	US Treasury	01/22/2024	10/31/2024	2.250	4.895	500,000.00	496,133.73	9,921.87	30.57	0.9802	183	0.50	0.0049
912828XB1	126700	US Treasury	12/15/2023	05/15/2025	2.125	4.563	500,000.00	489,911.07	16,562.49	4,903.85	0.9669	379	1.02	0.0163
91282CGA3	126706	US Treasury	12/22/2023	12/15/2025	4.000	4.307	500,000.00	500,291.70	2,897.00	7,555.56	0.9942	593	1.57	0.0340
91282CGN5	126708	US Treasury	12/22/2023	02/28/2025	4.625	4.651	500,000.00	501,581.51	234.37	4,002.40	0.9995	303	0.82	0.0112
91282CHV6	126663	US Treasury	11/13/2023	08/31/2025	5.000	5.101	500,000.00	503,980.70	885.46	4,305.56	0.9982	487	1.30	0.0246
N/A	125278	AGENCY SBA	11/05/2020	05/01/2024	5.760	5.760	2,677,621.41	2,677,621.41	0.00	30,158.65	1.0000	0	0.00	0.0000
VP4560000	124711	Principal	11/26/2019	05/01/2024	5.170	5.170	3,035,473.61	3,035,473.61	0.00	6,440.48	1.0000	0	0.00	0.0000
					3.544	5.199	13,513,095.02	13,422,282.30	214,013.50	76,020.27	0.9842	157	0.43	0.0065
AGENCY PLOAN DEBT SVC 2023														
N/A	126765	Goldman Sachs M-Mkt	01/25/2024	05/01/2024	4.910	4.910	3,266.85	3,266.85	0.00	8.23	1.0000	0	0.00	0.0000
					4.910	4.910	3,266.85	3,266.85	0.00	8.23	1.0000	0	0.00	0.0000
AGENCY PLOAN REV EXP 2023														
N/A	126846	Goldman Sachs M-Mkt	03/25/2024	05/01/2024	4.910	4.910	2.47	2.47	0.00	0.43	1.0000	0	0.00	0.0000
					4.910	4.910	2.47	2.47	0.00	0.43	1.0000	0	0.00	0.0000
		AGN Pool Summary			3.544	5.199	13,516,364.34	13,425,551.62	214,013.50	76,028.93	0.9842	157	0.43	0.0065
ALL REQUIREMENTS 2013A CONSTRUCTION														
3130ATVC8	126610	FHLB	09/28/2023	06/14/2024	4.875	5.513	200,000.00	203,585.15	894.00	3,710.42	0.9955	44	0.12	0.0007
313384H51	126683	FHLB DN	12/05/2023	09/27/2024	0.000	5.179	250,000.00	247,338.46	10,147.50	0.00	0.9594	149	0.41	0.0036
3133EPJ71	126686	FFCB	12/05/2023	12/04/2024	5.125	5.100	200,000.00	203,989.67	(47.60)	4,185.42	1.0002	217	0.58	0.0069
912828YE4	126685	US Treasury	12/05/2023	08/31/2024	1.250	5.229	250,000.00	248,536.00	7,099.61	526.49	0.9716	122	0.34	0.0028
N/A	116079	Goldman Sachs M-Mkt	09/17/2013	05/01/2024	4.910	4.910	829,640.30	829,640.30	0.00	3,508.04	1.0000	0	0.00	0.0000
					3.692	5.087	1,729,640.30	1,733,089.58	18,093.51	11,930.37	0.9895	69	0.19	0.0018

Investment Report

May 1, 2024

CUSIP	ContNo	Issuer	Purchase Date	Maturity Date	Coupon	Yield to Maturity	Current Par	Market Value	(Premium)/Discount	Accrued Interest	Original Cost	Days To Maturity	Duration	Convexity
ALL REQUIREMENTS 2021B SUBORDINATE BOND PROCEED														
127145LF5	125506	MUNI: CACHE CNTY UT	05/27/2021	06/15/2025	3.000	0.660	1,975,000.00	1,906,234.12	(184,386.00)	22,383.33	1.0934	410	1.10	0.0184
160357XD6	125503	MUNI: CTY CHARLESTON	05/26/2021	03/01/2025	1.250	0.520	1,255,000.00	1,140,115.21	(34,098.35)	2,614.58	1.0272	304	0.83	0.0108
235308D75	125460	MUNI: DALLAS TX SCH	04/27/2021	08/15/2025	4.000	0.700	6,110,000.00	6,001,208.06	(852,528.30)	51,595.56	1.1395	471	1.26	0.0230
3133EMWH1	125451	FFCB	04/27/2021	04/21/2025	0.710	0.710	3,000,000.00	2,716,116.67	0.00	591.67	1.0000	355	0.97	0.0138
3135G05X7	125450	FNMA	04/27/2021	08/25/2025	0.375	0.692	3,000,000.00	2,666,002.50	40,470.00	2,062.50	0.9865	481	1.31	0.0232
35569PFG3	125498	MUNI: FREDERICK CNTY	05/17/2021	08/01/2025	3.000	0.637	1,630,000.00	1,572,064.91	(159,560.70)	12,225.00	1.0979	457	1.23	0.0219
37331NAJ0	125441	CORP:GEORGIA-PAC IFIC	04/27/2021	09/30/2025	1.750	1.130	4,000,000.00	3,826,149.83	(106,793.76)	6,027.78	1.0267	517	1.40	0.0270
68609TT81	125499	MUNI: Oregon State	05/18/2021	08/01/2025	0.803	0.666	1,300,000.00	1,165,664.50	(7,371.00)	2,609.75	1.0057	457	1.25	0.0214
74256LEE5	125440	CORP: PRINCIPAL LIFE	04/27/2021	06/23/2025	1.250	1.070	5,000,000.00	4,807,182.31	(36,450.00)	22,222.22	1.0073	418	1.13	0.0190
74368CAX2	125443	CORP: PROTECTIVELIFE	04/27/2021	07/15/2025	1.170	1.168	2,375,000.00	2,274,176.47	(155.61)	8,181.88	1.0001	440	1.20	0.0206
78015K7H1	125439	CORP: ROYAL BK CA	04/27/2021	06/10/2025	1.150	1.005	5,000,000.00	4,808,060.41	(29,149.99)	22,520.83	1.0058	405	1.10	0.0180
880591EW8	125720	MUNI: TVA	12/08/2021	05/15/2025	0.750	1.082	5,000,000.00	4,561,816.67	55,850.00	17,291.67	0.9888	379	1.03	0.0157
912797KM8	126862	US Treasury	04/30/2024	09/26/2024	0.000	5.371	278,000.00	271,973.66	5,948.66	0.00	0.9786	148	0.41	0.0035
912828Y87	126695	US Treasury	12/05/2023	07/31/2024	1.750	5.224	10,000,000.00	9,952,178.76	221,093.70	43,750.00	0.9779	91	0.25	0.0018
91417K2W0	125496	MUNI: UNIV COLORADO	05/17/2021	06/01/2025	2.347	0.650	3,690,000.00	3,524,592.68	(249,185.70)	36,085.13	1.0675	396	1.07	0.0173
N/A	125431	Goldman Sachs M-Mkt	04/15/2021	05/01/2024	4.910	4.910	2,075,184.13	2,075,184.13	0.00	9,844.28	1.0000	0	0.00	0.0000
N/A	125476	ARP 21B SUB SBA	04/30/2021	05/01/2024	5.760	5.760	31,082,526.06	31,082,526.06	0.00	290,836.06	1.0000	0	0.00	0.0000
					3.250	3.236	86,770,710.19	84,351,246.95	(1,336,317.05)	550,842.24	1.0154	224	0.61	0.0100
ALL REQUIREMENTS CONTINGENCY														
74153WCL1	125397	CORP: PRICOA GL FD	03/25/2021	09/23/2024	2.400	0.610	1,000,000.00	990,487.92	(61,800.00)	2,533.33	1.0618	145	0.40	0.0035
VP4560000	124582	Principal	11/04/2019	05/01/2024	5.170	5.170	443,063.47	443,063.47	0.00	1,972.11	1.0000	0	0.00	0.0000
					3.250	2.010	1,443,063.47	1,433,551.39	(61,800.00)	4,505.44	1.0428	100	0.28	0.0024
ALL REQUIREMENTS DEBT SERVICE 2015B														
912797KM8	126854	US Treasury	04/30/2024	09/26/2024	0.000	5.371	4,800,000.00	4,695,948.08	102,710.67	0.00	0.9786	148	0.41	0.0035
N/A	118434	Goldman Sachs M-Mkt	01/28/2016	05/01/2024	4.910	4.910	84,679.15	84,679.15	0.00	16,643.44	1.0000	0	0.00	0.0000
					0.085	5.363	4,884,679.15	4,780,627.23	102,710.67	16,643.44	0.9790	145	0.40	0.0034
ALL REQUIREMENTS DEBT SERVICE 2016A														
912797KM8	126855	US Treasury	04/30/2024	09/26/2024	0.000	5.371	19,000,000.00	18,588,127.82	406,563.06	0.00	0.9786	148	0.41	0.0035
N/A	118861	Goldman Sachs M-Mkt	05/12/2016	05/01/2024	4.910	4.910	0.00	0.00	0.00	64,611.66	1.0000	0	0.00	0.0000
					0.000	5.371	19,000,000.00	18,588,127.82	406,563.06	64,611.66	0.9786	148	0.41	0.0035
ALL REQUIREMENTS DEBT SERVICE 2017A														
912797KM8	126856	US Treasury	04/30/2024	09/26/2024	0.000	5.371	385,000.00	376,654.17	8,238.25	0.00	0.9786	148	0.41	0.0035
N/A	120615	Goldman Sachs M-Mkt	06/30/2017	05/01/2024	4.910	4.910	12,111.87	12,111.87	0.00	840.66	1.0000	0	0.00	0.0000
					0.150	5.357	397,111.87	388,766.04	8,238.25	840.66	0.9793	143	0.39	0.0034

Investment Report

May 1, 2024

CUSIP	ContNo	Issuer	Purchase Date	Maturity Date	Coupon	Yield to Maturity	Current Par	Market Value	(Premium)/Discount	Accrued Interest	Original Cost	Days To Maturity	Duration	Convexity
ALL REQUIREMENTS DEBT SERVICE 2017B														
912797KM8	126857	US Treasury	04/30/2024	09/26/2024	0.000	5.371	5,400,000.00	5,282,941.59	115,549.50	0.00	0.9786	148	0.41	0.0035
N/A	120616	Goldman Sachs M-Mkt	06/30/2017	05/01/2024	4.910	4.910	70,577.96	70,577.96	0.00	19,126.42	1.0000	0	0.00	0.0000
					0.063	5.365	5,470,577.96	5,353,519.55	115,549.50	19,126.42	0.9789	146	0.40	0.0034
ALL REQUIREMENTS DEBT SERVICE 2018A														
912797KM8	126858	US Treasury	04/30/2024	09/26/2024	0.000	5.371	190,000.00	185,881.28	4,065.63	0.00	0.9786	148	0.41	0.0035
N/A	122318	Goldman Sachs M-Mkt	07/26/2018	05/01/2024	4.910	4.910	4,054.23	4,054.23	0.00	320.48	1.0000	0	0.00	0.0000
					0.103	5.361	194,054.23	189,935.51	4,065.63	320.48	0.9790	145	0.40	0.0034
ALL REQUIREMENTS DEBT SERVICE 2019A														
912797KM8	126859	US Treasury	04/30/2024	09/26/2024	0.000	5.371	335,000.00	327,738.04	7,168.35	0.00	0.9786	148	0.41	0.0035
N/A	124837	Goldman Sachs M-Mkt	11/25/2019	05/01/2024	4.910	4.910	9,722.00	9,722.00	0.00	570.32	1.0000	0	0.00	0.0000
					0.138	5.358	344,722.00	337,460.04	7,168.35	570.32	0.9792	144	0.39	0.0034
ALL REQUIREMENTS DEBT SERVICE 2021A														
912797KM8	126860	US Treasury	04/30/2024	09/26/2024	0.000	5.371	140,000.00	136,965.15	2,995.73	0.00	0.9786	148	0.41	0.0035
N/A	125470	Goldman Sachs M-Mkt	04/30/2021	05/01/2024	4.910	4.910	4,229.49	4,229.49	0.00	340.30	1.0000	0	0.00	0.0000
					0.144	5.358	144,229.49	141,194.64	2,995.73	340.30	0.9792	144	0.39	0.0034
ALL REQUIREMENTS DEBT SERVICE 2021B														
912797KM8	126861	US Treasury	04/30/2024	09/26/2024	0.000	5.371	475,000.00	464,703.20	10,164.08	0.00	0.9786	148	0.41	0.0035
N/A	125477	Goldman Sachs M-Mkt	05/04/2021	05/01/2024	4.910	4.910	10,039.04	10,039.04	0.00	1,633.25	1.0000	0	0.00	0.0000
					0.102	5.362	485,039.04	474,742.24	10,164.08	1,633.25	0.9790	145	0.40	0.0034
ALL REQUIREMENTS GENERAL RESERVE														
01626FFC7	126835	CP: ALINGHI FUNDING	04/24/2024	06/12/2024	0.000	5.998	500,000.00	498,163.71	3,983.16	0.00	0.0600	42	0.11	0.0007
06741FMG9	126836	CP: Barclays	04/24/2024	12/16/2024	0.000	5.550	500,000.00	490,148.92	17,273.92	0.00	0.0555	229	0.63	0.0068
11042LEH9	126837	CP: Britannia	04/24/2024	05/17/2024	0.000	5.909	500,000.00	499,298.87	1,849.77	0.00	0.0591	16	0.04	0.0002
254673MP8	126585	CD: Discover Bank	08/23/2023	02/22/2028	3.000	3.000	245,000.00	224,597.42	0.00	1,389.45	1.0000	1,392	3.60	0.1542
3130AWS92	126736	FHLB	01/05/2024	09/12/2025	4.875	4.540	1,000,000.00	1,001,225.94	(5,317.00)	6,635.42	1.0053	499	1.33	0.0254
3130AYCN4	126732	FHLB	01/05/2024	01/03/2025	4.750	4.860	1,000,000.00	1,012,001.66	1,060.00	15,569.44	0.9989	247	0.66	0.0083
3130AYDV5	126738	FHLB - Callable	01/08/2024	01/08/2026	4.850	4.850	1,000,000.00	1,008,196.17	0.00	15,223.61	1.0000	617	1.62	0.0361
3135GAG54	126842	FNMA - Callable	04/24/2024	09/30/2024	5.250	5.250	400,000.00	401,710.53	31.14	1,808.33	0.9999	152	0.42	0.0037
57629WCE8	126526	CORP: MASSMUTUAL	07/25/2023	06/22/2024	2.750	5.675	500,000.00	502,812.12	12,785.00	4,927.08	0.9744	52	0.15	0.0010
63873JG87	126844	CP: NATIXIS NY	04/24/2024	07/08/2024	0.000	5.921	500,000.00	497,041.25	6,026.63	0.00	0.0592	68	0.19	0.0013
75951AAL2	126841	CORP: TOMARI	04/24/2024	10/30/2024	2.500	5.700	500,000.00	492,832.92	8,036.70	34.72	0.0570	182	0.50	0.0048
912797HE0	126845	US Treasury	04/24/2024	10/31/2024	0.000	5.404	500,000.00	486,717.13	13,644.10	0.00	0.9727	183	0.50	0.0048
91282CFQ9	126770	US Treasury	02/07/2024	10/31/2024	4.375	4.975	500,000.00	497,601.72	2,171.20	59.77	0.9957	183	0.50	0.0049
91282CFX4	126843	US Treasury	04/24/2024	11/30/2024	4.500	5.096	300,000.00	304,197.89	1,114.21	5,700.00	0.0510	213	0.58	0.0068
VP4560000	124710	Principal	11/25/2019	05/01/2024	5.170	5.170	1,421,490.99	1,421,490.99	0.00	3,752.73	1.0000	0	0.00	0.0000
					3.291	5.181	9,366,490.99	9,338,037.24	62,658.83	55,100.55	0.7156	246	0.66	0.0132

Investment Report

May 1, 2024

CUSIP	ContNo	Issuer	Purchase Date	Maturity Date	Coupon	Yield to Maturity	Current Par	Market Value	(Premium)/Discount	Accrued Interest	Original Cost	Days To Maturity	Duration	Convexity
ALL REQUIREMENTS GENERAL RESERVE RPA														
VP4560000	124584	Principal	11/04/2019	05/01/2024	5.170	5.170	0.00	0.00	0.00	1,774.29	1.0000	0	0.00	0.0000
							0.00	0.00	0.00	1,774.29				
ALL REQUIREMENTS O&M														
24422EWS4	126820	CORP: JOHN DEERE	04/05/2024	03/03/2025	5.150	5.178	3,000,000.00	3,021,266.05	870.00	24,891.67	0.9997	306	0.83	0.0115
3133EPJ71	126692	FFCB	12/05/2023	12/04/2024	5.125	5.100	2,000,000.00	2,039,896.69	(476.00)	41,854.17	1.0002	217	0.58	0.0069
63873JG87	126633	CP: NATIXIS NY	10/31/2023	07/08/2024	0.000	5.921	5,000,000.00	4,985,243.21	196,616.67	0.00	0.9607	68	0.19	0.0013
68608VDV3	125401	MUNI: Oregon State	03/26/2021	05/01/2025	3.069	0.900	1,000,000.00	957,191.50	(87,050.00)	15,345.00	1.0871	365	0.98	0.0152
912828YM6	125836	US Treasury	03/18/2022	10/31/2024	1.500	1.035	1,000,000.00	942,559.76	(11,996.28)	40.76	0.0104	183	0.50	0.0044
91282CDS7	126813	US Treasury	04/04/2024	01/15/2025	1.125	5.125	1,000,000.00	931,937.51	30,234.37	3,307.01	0.9698	259	0.71	0.0084
91282CER8	126485	US Treasury	06/15/2023	05/31/2024	2.500	5.323	2,300,000.00	2,318,636.81	59,875.21	24,118.06	0.9740	30	0.08	0.0005
91282CFX4	126496	US Treasury	06/15/2023	11/30/2024	4.500	5.058	500,000.00	507,058.04	3,902.09	9,437.50	0.9922	213	0.58	0.0068
N/A	125279	All Req. SBA	11/05/2020	05/01/2024	5.760	5.760	22,068,150.12	22,068,150.12	0.00	240,472.17	1.0000	0	0.00	0.0000
VP4560000	124611	Principal	11/21/2019	05/01/2024	5.170	5.170	30,932,885.98	30,932,885.98	0.00	86,242.12	1.0000	0	0.00	0.0000
					4.745	5.294	68,801,036.10	68,704,825.67	191,976.06	445,708.46	0.9827	39	0.11	0.0013
ALL REQUIREMENTS RENEWAL & REPLACEMENT														
037833BY5	125408	CORP: APPLE INC	03/30/2021	02/23/2026	3.250	1.233	1,500,000.00	1,465,100.23	(143,370.00)	9,208.33	1.0956	663	1.77	0.0414
06406HCX5	125834	CORP: Bank of NY	03/17/2022	09/11/2024	3.250	2.403	2,000,000.00	1,992,784.37	(40,600.00)	9,027.78	1.0203	133	0.36	0.0031
283770NU5	125405	MUNI: EL PASO SCHOOL	03/29/2021	08/15/2026	5.000	0.996	1,500,000.00	1,524,459.08	(313,680.00)	15,833.33	1.2091	836	2.18	0.0609
3130ATVD6	126406	FHLB	04/27/2023	09/13/2024	4.875	4.553	1,500,000.00	1,507,344.55	(6,300.00)	9,750.00	1.0042	135	0.37	0.0031
3130AVHB1	126350	FHLB - Callable	03/30/2023	03/28/2025	5.375	5.375	1,000,000.00	1,005,649.92	0.00	4,927.08	1.0000	331	0.89	0.0129
3130AWLY4	126772	FHLB	02/08/2024	06/13/2025	5.125	4.594	1,500,000.00	1,526,785.62	(10,200.00)	29,468.75	1.0068	408	1.08	0.0183
3130AYCN4	126734	FHLB	01/08/2024	01/03/2025	4.750	4.835	1,500,000.00	1,518,002.49	1,223.08	23,354.17	0.9992	247	0.66	0.0083
313384YV5	126693	FHLB DN	12/05/2023	07/01/2024	0.000	5.295	2,000,000.00	1,991,227.86	58,926.38	0.00	0.9705	61	0.17	0.0011
3133EPCW3	126329	FFCB	03/10/2023	03/10/2025	5.000	5.170	750,000.00	753,482.88	2,393.35	5,312.50	0.9968	313	0.84	0.0118
3134GYJY9	126307	FHLMC - Callable	02/28/2023	08/28/2024	5.300	5.300	1,500,000.00	1,513,742.35	0.00	13,912.50	1.0000	119	0.33	0.0026
31422XFN7	125473	FAMCA	05/03/2021	05/03/2024	0.350	0.350	1,000,000.00	938,725.56	0.00	1,730.56	1.0000	2	0.01	0.0000
31422XPY2	126604	FAMCA	09/28/2023	06/03/2024	0.650	5.613	2,000,000.00	1,997,063.55	65,400.00	5,344.44	0.9673	33	0.09	0.0005
63743HFE7	126514	CORP: Natl Rural Uti	07/12/2023	06/15/2025	3.450	5.400	1,000,000.00	994,259.38	35,232.60	13,033.33	0.9648	410	1.10	0.0187
64971XEK0	125399	MUNI: NYC Trans Fin	03/25/2021	08/01/2026	3.430	1.110	1,500,000.00	1,425,667.50	(180,225.00)	12,862.50	1.1202	822	2.17	0.0596
64971XEK0	125403	MUNI: NYC Trans Fin	03/29/2021	08/01/2026	3.430	1.106	1,500,000.00	1,425,667.50	(180,225.00)	12,862.50	1.1202	822	2.17	0.0596
64971XJB5	126774	MUNI: NYC	02/09/2024	11/01/2025	2.740	4.530	1,450,000.00	1,445,435.87	42,717.00	19,865.00	0.9705	549	1.47	0.0306
6944PL2B4	126739	CORP: PACIFIC LIFE	01/09/2024	06/24/2025	1.200	4.940	1,500,000.00	1,441,268.93	77,925.00	6,450.00	0.9481	419	1.14	0.0191
74153WCR8	126804	CORP: PRICOA GL FD	03/22/2024	08/28/2025	4.200	5.162	1,530,000.00	1,523,487.16	20,393.78	11,245.50	0.9867	484	1.29	0.0243
882724RB5	125406	MUNI: STATE OF TEXAS	03/29/2021	10/01/2026	5.000	0.964	2,000,000.00	2,018,216.33	(431,860.00)	8,333.33	1.2159	883	2.30	0.0668
902273WX5	121455	MUNI: TYLER	12/08/2017	02/15/2026	5.000	1.870	700,000.00	743,829.14	(165,564.00)	7,307.69	1.2365	655	1.73	0.0409
912797HQ3	126657	US Treasury	11/10/2023	05/09/2024	0.000	5.466	2,000,000.00	1,997,592.48	52,640.83	0.00	0.9737	8	0.02	0.0001
91282CFX4	126788	US Treasury	02/21/2024	11/30/2024	4.500	5.096	2,000,000.00	2,027,986.45	9,062.00	37,622.95	0.9955	213	0.58	0.0068
91282CJT9	126751	US Treasury	01/19/2024	01/15/2027	4.000	4.135	2,000,000.00	1,991,225.97	7,500.00	23,516.48	0.9963	989	2.56	0.0816
VP4560000	124585	Principal	11/04/2019	05/01/2024	5.170	5.170	6,929,693.26	6,929,693.26	0.00	23,512.62	1.0000	0	0.00	0.0000
					3.631	4.003	41,859,693.26	41,698,698.43	(1,098,609.98)	304,481.34	1.0262	342	0.91	0.0210

Investment Report

May 1, 2024

<u>CUSIP</u>	<u>ContNo</u>	<u>Issuer</u>	<u>Purchase Date</u>	<u>Maturity Date</u>	<u>Coupon</u>	<u>Yield to Maturity</u>	<u>Current Par</u>	<u>Market Value</u>	<u>(Premium)/Discount</u>	<u>Accrued Interest</u>	<u>Original Cost</u>	<u>Days To Maturity</u>	<u>Duration</u>	<u>Convexity</u>
ALL REQUIREMENTS SOLAR O&M														
VP4560000	125040	Principal	04/27/2020	05/01/2024	5.170	5.170	2,008,313.40	2,008,313.40	0.00	11,897.92	1.0000	0	0.00	0.0000
					5.170	5.170	2,008,313.40	2,008,313.40	0.00	11,897.92	1.0000	0	0.00	0.0000
ALL REQUIREMENTS SUBORDINATE DEBT														
N/A	125086	Goldman Sachs M-Mkt	05/29/2020	05/01/2024	4.910	4.910	2.68	2.68	0.00	0.01	1.0000	0	0.00	0.0000
					4.910	4.910	2.68	2.68	0.00	0.01	1.0000	0	0.00	0.0000
ARP PLOAN DEBT SVC 2022 BNY														
X9X9USDADM1	126130	MORGAN STANLEY LIQ	10/25/2022	05/01/2024	4.970	4.970	82,431.43	82,431.43	0.00	175.47	1.0000	0	0.00	0.0000
					4.970	4.970	82,431.43	82,431.43	0.00	175.47	1.0000	0	0.00	0.0000
ARP PLOAN DEBT SVC 2022 TD BANK														
N/A	126185	Goldman Sachs M-Mkt	10/25/2022	05/01/2024	4.910	4.910	27.27	27.27	0.00	0.11	1.0000	0	0.00	0.0000
					4.910	4.910	27.27	27.27	0.00	0.11	1.0000	0	0.00	0.0000
ARP PLOAN PROJ FD 2022 BNY														
912797KF3	126786	US Treasury	02/21/2024	06/18/2024	0.000	5.376	15,000,000.00	14,892,309.77	255,568.33	0.00	0.9830	48	0.13	0.0008
X9X9USDADM1	126088	MORGAN STANLEY LIQ	09/30/2022	05/01/2024	4.970	4.970	255,568.33	255,568.33	0.00	1,092.72	1.0000	0	0.00	0.0000
					0.083	5.369	15,255,568.33	15,147,878.10	255,568.33	1,092.72	0.9832	47	0.13	0.0008
ARP PLOAN REV FD 22 BNY														
X9X9USDADM1	126611	MORGAN STANLEY LIQ	05/02/2023	05/01/2024	4.970	4.970	4.65	4.65	0.00	0.31	1.0000	0	0.00	0.0000
					4.970	4.970	4.65	4.65	0.00	0.31	1.0000	0	0.00	0.0000
		ARP Pool Summary			3.157	4.381	258,237,395.81	254,752,479.86	(1,310,975.03)	1,491,595.76	0.9911	171	0.46	0.0081
Bushnell Rate Stabilization Fund														
VP4560000	124580	Principal	11/04/2019	05/01/2024	5.170	5.170	84,303.08	84,303.08	0.00	375.23	1.0000	0	0.00	0.0000
					5.170	5.170	84,303.08	84,303.08	0.00	375.23	1.0000	0	0.00	0.0000
		BUSH Pool Summary			5.170	5.170	84,303.08	84,303.08	0.00	375.23	1.0000	0	0.00	0.0000
FMPA CLEWISTON PL 2021 DEBT SERVICE FUND														
N/A	126074	Goldman Sachs M-Mkt	08/31/2021	05/01/2024	4.910	4.910	89.53	89.53	0.00	7.40	1.0000	0	0.00	0.0000
					4.910	4.910	89.53	89.53	0.00	7.40	1.0000	0	0.00	0.0000
FMPA CLEWISTON PL 2021 PROCEEDS														
N/A	125651	Goldman Sachs M-Mkt	09/30/2021	05/01/2024	4.910	4.910	1,186,928.16	1,186,928.16	0.00	5,011.80	1.0000	0	0.00	0.0000
					4.910	4.910	1,186,928.16	1,186,928.16	0.00	5,011.80	1.0000	0	0.00	0.0000
FMPA CLEWISTON PL 2021 REVENUE & EXPENSE														
N/A	126075	Goldman Sachs M-Mkt	09/23/2022	05/01/2024	4.910	4.910	19.37	19.37	0.00	0.60	1.0000	0	0.00	0.0000
					4.910	4.910	19.37	19.37	0.00	0.60	1.0000	0	0.00	0.0000
		CLEW Pool Summary			4.910	4.910	1,187,037.06	1,187,037.06	0.00	5,019.80	1.0000	0	0.00	0.0000

Investment Report

May 1, 2024

CUSIP	ContNo	Issuer	Purchase Date	Maturity Date	Coupon	Yield to Maturity	Current Par	Market Value	(Premium)/Discount	Accrued Interest	Original Cost	Days To Maturity	Duration	Convexity
FMPA Pool Loan Working Capital														
VP4560000	124586	Principal	11/04/2019	05/01/2024	5.170	5.170	16,231.36	16,231.36	0.00	106.97	1.0000	0	0.00	0.0000
					5.170	5.170	16,231.36	16,231.36	0.00	106.97	1.0000	0	0.00	0.0000
					FMPA Pool Summary									
					5.170	5.170	16,231.36	16,231.36	0.00	106.97	1.0000	0	0.00	0.0000
FMPA PL HOMESTEAD PROJECT FUND 2021														
N/A	125532	Goldman Sachs M-Mkt	06/28/2021	05/01/2024	4.910	4.910	4,193,640.22	4,193,640.22	0.00	17,707.59	1.0000	0	0.00	0.0000
					4.910	4.910	4,193,640.22	4,193,640.22	0.00	17,707.59	1.0000	0	0.00	0.0000
FMPA PL HOMESTEAD REVENUE EXPENSE FUND 2021														
N/A	125848	Goldman Sachs M-Mkt	03/25/2022	04/04/2042	4.910	4.910	19.09	19.09	0.00	0.60	1.0000	6,547	17.92	3.3022
					4.910	4.910	19.09	19.09	0.00	0.60	1.0000	6,547	17.92	3.3022
HOMESTEAD PL DEBT SERVICE 2022														
N/A	126363	Goldman Sachs M-Mkt	03/16/2023	05/01/2024	4.910	4.910	422.32	422.32	0.00	62.73	1.0000	0	0.00	0.0000
					4.910	4.910	422.32	422.32	0.00	62.73	1.0000	0	0.00	0.0000
HOMESTEAD PL PROJECT FUND 2022														
3130ATVC8	126189	FHLB	12/07/2022	06/14/2024	4.875	4.713	1,000,000.00	1,017,925.76	(2,350.00)	18,552.08	1.0024	44	0.12	0.0007
N/A	126181	Goldman Sachs M-Mkt	11/17/2022	05/01/2024	4.910	4.910	3,954,382.49	3,954,382.49	0.00	16,697.46	1.0000	0	0.00	0.0000
					4.903	4.870	4,954,382.49	4,972,308.25	(2,350.00)	35,249.54	1.0005	9	0.03	0.0002
HOMESTEAD PL REVENUE EXPESNE 2022														
N/A	126364	Goldman Sachs M-Mkt	03/16/2023	05/01/2024	4.910	4.910	15.83	15.83	0.00	0.59	1.0000	0	0.00	0.0000
					4.910	4.910	15.83	15.83	0.00	0.59	1.0000	0	0.00	0.0000
					HMST Pool Summary									
					4.906	4.889	9,148,479.95	9,166,405.71	(2,350.00)	53,021.05	1.0003	5	0.02	0.0001
FMPA PL HOMESTEAD DEBT SERVICE 2021														
N/A	125650	Goldman Sachs M-Mkt	09/24/2021	05/01/2024	4.910	4.910	243.91	243.91	0.00	35.85	1.0000	0	0.00	0.0000
					4.910	4.910	243.91	243.91	0.00	35.85	1.0000	0	0.00	0.0000
					HOME Pool Summary									
					4.910	4.910	243.91	243.91	0.00	35.85	1.0000	0	0.00	0.0000
Kissimmee Rate Stabilization Fund														
VP4560000	124581	Principal	11/04/2019	05/01/2024	5.170	5.170	10,702.96	10,702.96	0.00	764.85	1.0000	0	0.00	0.0000
					5.170	5.170	10,702.96	10,702.96	0.00	764.85	1.0000	0	0.00	0.0000
					KUA Pool Summary									
					5.170	5.170	10,702.96	10,702.96	0.00	764.85	1.0000	0	0.00	0.0000
FMPA PL BUSHNELL Debt Service														
N/A	124748	Goldman Sachs M-Mkt	12/10/2019	05/01/2024	4.910	4.910	743.44	743.44	0.00	3.14	1.0000	0	0.00	0.0000
					4.910	4.910	743.44	743.44	0.00	3.14	1.0000	0	0.00	0.0000
FMPA PL BUSHNELL Revenue Fund														
N/A	125799	Goldman Sachs M-Mkt	02/01/2022	05/01/2024	4.910	4.910	25.28	25.28	0.00	0.10	1.0000	0	0.00	0.0000
					4.910	4.910	25.28	25.28	0.00	0.10	1.0000	0	0.00	0.0000
					POOL Pool Summary									
					4.910	4.910	768.72	768.72	0.00	3.24	1.0000	0	0.00	0.0000

Investment Report

May 1, 2024

<u>CUSIP</u>	<u>ContNo</u>	<u>Issuer</u>	<u>Purchase Date</u>	<u>Maturity Date</u>	<u>Coupon</u>	<u>Yield to Maturity</u>	<u>Current Par</u>	<u>Market Value</u>	<u>(Premium)/Discount</u>	<u>Accrued Interest</u>	<u>Original Cost</u>	<u>Days To Maturity</u>	<u>Duration</u>	<u>Convexity</u>
St Lucie Contingency														
052404QH6	126702	MUNI: Austin College	12/19/2023	02/01/2027	1.361	4.476	500,000.00	481,002.91	44,855.00	1,701.25	0.9103	1,006	2.70	0.0883
64952WEJ8	126703	CORP: NYLIFE	12/19/2023	10/29/2024	0.900	5.204	500,000.00	489,009.67	17,903.00	25.00	0.9642	181	0.50	0.0048
6944PL2B4	125378	CORP: PACIFIC LIFE	02/19/2021	06/24/2025	1.200	0.849	500,000.00	480,422.97	(7,450.00)	2,150.00	1.0149	419	1.14	0.0191
75951AAP3	126415	CORP: Reliance Stand	04/28/2023	05/07/2025	2.750	5.090	500,000.00	494,638.67	22,248.88	6,645.83	0.9555	371	1.00	0.0159
VP4560000	124587	Principal	11/04/2019	05/01/2024	5.170	5.170	518,709.81	518,709.81	0.00	2,299.43	1.0000	0	0.00	0.0000
					2.298	4.166	2,518,709.81	2,463,784.03	77,556.88	12,821.51	0.9692	392	1.06	0.0254
St Lucie Debt Service 2013A														
912797KM8	126847	US Treasury	04/30/2024	09/26/2024	0.000	5.371	860,000.00	841,357.36	18,402.33	0.00	0.9786	148	0.41	0.0035
X9X9USDADM1	123469	MORGAN STANLEY LIQ	03/05/2019	05/01/2024	4.970	4.970	15,055.14	15,055.14	0.00	3,107.94	1.0000	0	0.00	0.0000
					0.086	5.364	875,055.14	856,412.50	18,402.33	3,107.94	0.9790	145	0.40	0.0034
ST LUCIE DEBT SERVICE 2021A														
912797KM8	126848	US Treasury	04/30/2024	09/26/2024	0.000	5.371	995,000.00	973,430.90	21,291.07	0.00	0.9786	148	0.41	0.0035
X9X9USDADM1	125669	MORGAN STANLEY LIQ	10/20/2021	05/01/2024	4.970	4.970	20,349.83	20,349.83	0.00	3,589.17	1.0000	0	0.00	0.0000
					0.100	5.363	1,015,349.83	993,780.73	21,291.07	3,589.17	0.9790	145	0.40	0.0034
ST LUCIE DEBT SERVICE 2021B														
912797KM8	126849	US Treasury	04/30/2024	09/26/2024	0.000	5.371	150,000.00	146,748.38	3,209.71	0.00	0.9786	148	0.41	0.0035
X9X9USDADM1	126049	MORGAN STANLEY LIQ	07/27/2022	05/01/2024	4.970	4.970	5,971.26	5,971.26	0.00	262.36	1.0000	0	0.00	0.0000
					0.190	5.356	155,971.26	152,719.64	3,209.71	262.36	0.9794	142	0.39	0.0033

Investment Report

May 1, 2024

<u>CUSIP</u>	<u>ContNo</u>	<u>Issuer</u>	<u>Purchase Date</u>	<u>Maturity Date</u>	<u>Coupon</u>	<u>Yield to Maturity</u>	<u>Current Par</u>	<u>Market Value</u>	<u>(Premium)/Discount</u>	<u>Accrued Interest</u>	<u>Original Cost</u>	<u>Days To Maturity</u>	<u>Duration</u>	<u>Convexity</u>
St Lucie Decommissioning														
06051GFX2	126371	CORP: BANK OF AMER	04/18/2023	04/19/2026	3.500	4.685	5,000,000.00	4,875,132.18	164,200.00	5,833.33	0.9672	718	1.92	0.0476
06741FKF3	126825	CP: Barclays	04/11/2024	10/15/2024	0.000	5.584	10,000,000.00	9,855,550.02	277,383.33	0.00	0.9723	167	0.46	0.0042
11042LHC7	126826	CP: Britannia	04/11/2024	08/12/2024	0.000	5.530	10,000,000.00	9,910,412.15	182,450.00	0.00	0.9818	103	0.28	0.0021
254845GR5	126423	MUNI: DC WATER	05/08/2023	10/01/2028	5.422	4.426	4,300,000.00	4,767,850.65	(203,433.00)	19,428.83	1.0473	1,614	3.99	0.1865
29449WAE7	126369	CORP: EQH	04/17/2023	01/09/2026	1.000	4.771	5,000,000.00	4,695,521.88	477,050.00	15,555.56	0.9046	618	1.68	0.0369
3130AWTR1	126576	FHLB	08/25/2023	09/08/2028	4.375	4.484	3,500,000.00	3,399,729.54	16,975.00	22,543.40	0.9952	1,591	3.99	0.1839
3133EPGT6	126394	FFCB	04/26/2023	04/26/2027	3.875	4.032	5,000,000.00	4,810,048.27	28,700.00	2,690.97	0.9943	1,090	2.84	0.0974
3133EPJP1	126427	FFCB	05/12/2023	05/12/2027	3.625	3.713	10,000,000.00	9,710,360.59	32,400.00	170,173.61	0.9968	1,106	2.84	0.0986
3133X8L34	109995	FHLB	07/28/2010	09/09/2024	5.365	3.850	500,000.00	509,982.22	(81,857.15)	3,874.72	1.1637	131	0.36	0.0031
3134GYNV0	126368	FHLMC - Callable	04/17/2023	04/17/2025	4.720	4.720	10,000,000.00	9,965,723.72	0.00	18,355.56	1.0000	351	0.95	0.0141
3135GAHR5	126447	FNMA - Callable	05/26/2023	05/22/2025	5.250	5.344	5,000,000.00	5,113,907.27	8,750.00	115,937.50	0.9983	386	1.02	0.0168
48133U5U2	126393	CORP: JP MORGAN	04/24/2023	04/24/2026	5.125	5.125	5,000,000.00	5,025,743.32	0.00	4,982.64	1.0000	723	1.91	0.0476
576000KW2	126424	MUNI: Mass School Bd	05/08/2023	06/15/2027	5.468	4.114	4,305,000.00	4,717,344.24	(217,789.95)	88,927.91	1.0506	1,140	2.86	0.1017
58989V2D5	126382	CORP: METLIFE	04/20/2023	09/14/2026	1.250	4.830	7,185,000.00	6,631,764.52	797,780.51	11,725.52	0.8890	866	2.34	0.0670
742651DZ2	126439	PEFCO	05/11/2023	10/15/2027	3.900	3.730	4,000,000.00	3,833,771.33	(27,520.00)	6,933.33	1.0069	1,262	3.26	0.1255
742651DZ2	126440	PEFCO	05/11/2023	10/15/2027	3.900	3.730	1,000,000.00	958,442.83	(6,880.00)	1,733.33	1.0069	1,262	3.26	0.1255
780082AD5	126370	CORP: ROYAL BK CA	04/17/2023	01/27/2026	4.650	4.900	5,000,000.00	5,032,638.80	32,450.00	60,708.33	0.9935	636	1.67	0.0383
78014RME7	126367	CORP: ROYAL BK CA	04/17/2023	10/17/2024	5.080	5.080	10,000,000.00	10,002,739.60	0.00	19,755.56	1.0000	169	0.46	0.0046
912797KM8	126853	US Treasury	04/30/2024	09/26/2024	0.000	5.371	135,000.00	132,073.54	2,888.74	0.00	0.9786	148	0.41	0.0035
912828J27	126785	US Treasury	02/21/2024	02/15/2025	2.000	4.991	5,000,000.00	4,897,334.90	141,796.87	20,879.12	0.9716	290	0.80	0.0106
X9X9USDADM1	123464	MORGAN STANLEY LIQ	03/06/2019	05/01/2024	4.970	4.970	5,783,482.57	5,783,482.57	0.00	39,095.03	1.0000	0	0.00	0.0000
					3.313	4.777	115,708,482.57	114,629,554.14	1,625,344.35	629,134.25	0.9860	616	1.61	0.0493

Investment Report

May 1, 2024

<u>CUSIP</u>	<u>ContNo</u>	<u>Issuer</u>	<u>Purchase Date</u>	<u>Maturity Date</u>	<u>Coupon</u>	<u>Yield to Maturity</u>	<u>Current Par</u>	<u>Market Value</u>	<u>(Premium)/Discount</u>	<u>Accrued Interest</u>	<u>Original Cost</u>	<u>Days To Maturity</u>	<u>Duration</u>	<u>Convexity</u>
St Lucie General Reserve														
01626FFC7	126661	CP: ALINGHI FUNDING	11/13/2023	06/12/2024	0.000	5.909	2,400,000.00	2,391,185.80	79,429.33	0.00	0.9669	42	0.11	0.0007
06375MCK9	126625	CORP: BMO	10/18/2023	10/18/2028	6.250	6.250	1,000,000.00	1,074,859.00	0.00	2,256.94	1.0000	1,631	3.98	0.1851
06406FAC7	122918	CORP: Bank of NY	12/21/2018	05/04/2026	2.800	3.670	2,000,000.00	1,948,544.49	111,512.24	27,533.33	0.9442	733	1.94	0.0494
3130ATVD6	126405	FHLB	04/27/2023	09/13/2024	4.875	4.553	2,000,000.00	2,009,792.73	(8,400.00)	13,000.00	1.0042	135	0.37	0.0031
3130AUZC1	126416	FHLB	04/27/2023	03/14/2025	4.625	4.023	2,000,000.00	2,000,848.44	(14,600.01)	12,065.22	1.0073	317	0.86	0.0120
3130AWTR1	126600	FHLB	08/25/2023	09/08/2028	4.375	4.484	500,000.00	485,675.65	2,425.00	3,220.49	0.9952	1,591	3.99	0.1839
3130AXXF0	126694	FHLB - Callable	12/05/2023	11/27/2026	5.420	5.420	1,500,000.00	1,538,867.41	0.00	34,552.50	1.0000	940	2.38	0.0724
3130B0CP2	126794	FHLB	03/08/2024	09/04/2025	4.800	4.734	2,000,000.00	2,002,621.27	(1,860.00)	15,200.00	1.0009	491	1.31	0.0247
3133EPNB7	126499	FFCB	06/30/2023	06/20/2025	4.625	4.980	500,000.00	504,784.06	3,305.00	8,414.93	0.9934	415	1.10	0.0188
31422XB50	125995	FAMCA	07/28/2022	07/28/2025	3.630	3.666	1,500,000.00	1,484,491.95	1,500.00	14,066.25	0.9990	453	1.21	0.0217
606822AU8	124983	CORP: Mitsubishi UFG	03/10/2020	03/02/2025	3.777	1.625	1,000,000.00	993,779.00	(102,520.00)	6,190.08	1.1025	305	0.83	0.0114
62479LMD4	126800	CP: MUFG Bank	03/21/2024	12/13/2024	0.000	5.434	1,000,000.00	980,550.93	38,129.08	0.00	0.9619	226	0.62	0.0067
641062BK9	126798	CORP: NESNVX	03/11/2024	03/13/2026	5.250	4.798	2,000,000.00	2,024,936.75	(17,080.00)	14,000.00	1.0085	681	1.79	0.0429
64952WEY5	126662	CORP: NYLIFE	11/14/2023	01/09/2028	4.850	5.506	2,000,000.00	2,050,110.78	48,260.00	30,177.78	0.9759	1,348	3.38	0.1367
74368CBQ6	126435	CORP: PROTECTIVELIFE	05/17/2023	01/06/2026	5.366	4.590	2,000,000.00	2,045,500.72	(37,980.00)	34,282.78	1.0190	615	1.61	0.0361
91282CEQ0	125988	US Treasury	07/21/2022	05/15/2025	2.750	3.240	1,500,000.00	1,455,232.96	19,687.50	19,038.46	0.9869	379	1.02	0.0162
91282CER8	126487	US Treasury	06/15/2023	05/31/2024	2.500	5.323	2,000,000.00	2,016,205.92	52,065.40	20,972.22	0.9740	30	0.08	0.0005
91282CFW6	126443	US Treasury	05/23/2023	11/15/2025	4.500	4.107	2,500,000.00	2,534,892.48	(22,849.83)	51,875.00	1.0091	563	1.48	0.0313
91282CGG0	126441	US Treasury	05/22/2023	01/31/2025	4.125	4.402	2,000,000.00	2,004,002.49	9,062.50	20,625.00	0.9955	275	0.74	0.0097
92818NGL6	124604	MUNI: VA STATE	11/20/2019	11/01/2024	2.200	2.101	2,000,000.00	1,907,673.00	(9,260.00)	22,244.44	1.0046	184	0.50	0.0052
VP4560000	124588	Principal	11/04/2019	05/01/2024	5.170	5.170	6,643,844.30	6,643,844.30	0.00	19,720.76	1.0000	0	0.00	0.0000
					4.011	4.563	40,043,844.30	40,098,400.13	150,826.21	369,436.18	0.9962	423	1.10	0.0297
ST LUCIE NUCLEAR FUEL STABILIZATION														
06741FK89	126795	CP: Barclays	03/08/2024	10/08/2024	0.000	5.499	1,000,000.00	986,152.10	31,148.89	0.00	0.9689	160	0.44	0.0040
3133EPNB7	126500	FFCB	06/30/2023	06/20/2025	4.625	4.980	1,250,000.00	1,261,960.14	8,262.50	21,037.33	0.9934	415	1.10	0.0188
64952WEK5	126805	CORP: NYLIFE	03/22/2024	01/14/2025	1.450	5.334	1,000,000.00	977,476.06	30,459.28	4,309.72	0.9695	258	0.70	0.0087
91282CGD7	126501	US Treasury	06/29/2023	12/31/2024	4.250	5.217	1,250,000.00	1,259,270.58	17,284.34	17,855.90	0.9862	244	0.66	0.0081
VP4560000	124589	Principal	11/04/2019	05/01/2024	5.170	5.170	2,786,230.60	2,786,230.60	0.00	11,384.90	1.0000	0	0.00	0.0000
					3.699	5.213	7,286,230.60	7,271,089.48	87,155.01	54,587.85	0.9880	170	0.46	0.0064
St Lucie O&M														
46849LTK7	126327	CORP: JACKSON NTL	03/09/2023	06/21/2024	2.650	0.884	560,000.00	563,123.54	(13,197.43)	5,358.89	0.0088	51	0.14	0.0009
62479LJG1	126710	CP: MUFG Bank	12/22/2023	09/16/2024	0.000	5.478	1,000,000.00	988,033.40	38,706.11	0.00	0.9613	138	0.38	0.0032
6944PL2B4	126740	CORP: PACIFIC LIFE	01/09/2024	06/24/2025	1.200	4.940	1,000,000.00	960,845.96	51,950.00	4,300.00	0.9481	419	1.14	0.0191
89236TGT6	126289	CORP: Toyota Motor	02/07/2023	02/13/2025	1.800	4.620	1,000,000.00	976,947.40	53,715.00	3,900.00	0.9463	288	0.78	0.0103
89236TJT3	126773	CORP: Toyota Motor	02/09/2024	01/13/2025	1.450	4.960	500,000.00	488,803.73	15,729.26	2,175.00	0.9685	257	0.70	0.0086
91282CER8	126488	US Treasury	06/15/2023	05/31/2024	2.500	5.323	750,000.00	756,077.22	19,524.53	7,864.58	0.9740	30	0.08	0.0005
N/A	125280	ST LUCIE SBA	11/05/2020	05/01/2024	5.760	5.760	6,742,584.23	6,742,584.23	0.00	74,297.87	1.0000	0	0.00	0.0000
VP4560000	124612	Principal	11/21/2019	05/01/2024	5.170	5.170	2,855,846.36	2,855,846.36	0.00	7,497.16	1.0000	0	0.00	0.0000
					4.212	5.247	14,408,430.59	14,332,261.84	166,427.47	105,393.50	0.9490	71	0.20	0.0026

Investment Report

May 1, 2024

CUSIP	ContNo	Issuer	Purchase Date	Maturity Date	Coupon	Yield to Maturity	Current Par	Market Value	(Premium)/Discount	Accrued Interest	Original Cost	Days To Maturity	Duration	Convexity
St Lucie R&R														
01626FFC7	126659	CP: ALINGHI FUNDING	11/13/2023	06/12/2024	0.000	5.909	500,000.00	498,163.71	16,547.78	0.00	0.9669	42	0.11	0.0007
3130B0LP2	126833	FHLB - Callable	04/17/2024	09/17/2025	5.000	5.221	945,000.00	946,136.51	2,835.00	4,725.00	0.9970	504	1.34	0.0258
313384E88	126658	FHLB DN	11/13/2023	09/06/2024	0.000	5.452	500,000.00	490,804.32	21,253.19	0.00	0.9575	128	0.35	0.0028
3133EP2C8	126771	FFCB	02/08/2024	02/28/2025	4.750	4.772	500,000.00	501,983.20	100.00	4,156.25	0.9998	303	0.82	0.0112
3133ERBS9	126827	FFCB	04/17/2024	04/17/2025	5.125	5.194	500,000.00	500,237.59	330.00	996.53	0.9993	351	0.95	0.0141
62479LMD4	126799	CP: MUFG Bank	03/21/2024	12/13/2024	0.000	5.434	500,000.00	490,275.47	19,064.54	0.00	0.9619	226	0.62	0.0067
91282CER8	126495	US Treasury	06/15/2023	05/31/2024	2.500	5.323	500,000.00	504,051.48	13,016.34	5,243.06	0.9740	30	0.08	0.0005
91282CEX5	126510	US Treasury	06/29/2023	06/30/2024	3.000	5.441	500,000.00	503,015.04	11,735.57	5,040.98	0.9765	60	0.17	0.0011
91282CFG1	126665	US Treasury	11/13/2023	08/31/2024	3.250	5.431	500,000.00	499,569.92	8,409.54	2,798.61	0.0543	122	0.34	0.0028
91282CFQ9	126660	US Treasury	11/13/2023	10/31/2024	4.375	5.371	500,000.00	498,780.90	4,628.91	59.44	0.9907	183	0.50	0.0049
VP4560000	124590	Principal	11/04/2019	05/01/2024	5.170	5.170	3,244,711.50	3,244,711.50	0.00	15,476.83	1.0000	0	0.00	0.0000
					3.798	5.279	8,689,711.50	8,677,729.64	97,920.87	38,496.70	0.9353	138	0.37	0.0054
STL Pool Summary					3.516	4.805	190,701,785.60	189,475,732.13	2,248,133.90	1,216,829.46	0.9828	488	1.27	0.0372
Stanton Contingency														
3130ARQ61	125890	FHLB	05/25/2022	10/21/2024	2.200	2.210	900,000.00	876,655.00	225.00	925.00	0.9998	173	0.47	0.0044
VP4560000	124591	Principal	11/04/2019	05/01/2024	5.170	5.170	257,045.17	257,045.17	0.00	1,091.52	1.0000	0	0.00	0.0000
					2.860	2.868	1,157,045.17	1,133,700.17	225.00	2,016.52	0.9998	135	0.37	0.0035
Stanton General Reserve														
3130A3GE8	126828	FHLB	04/17/2024	12/13/2024	2.750	5.290	2,000,000.00	1,990,633.64	32,390.31	21,083.33	0.9838	226	0.61	0.0072
313384YZ6	126768	FHLB DN	02/07/2024	07/05/2024	0.000	5.276	2,000,000.00	1,981,150.65	42,051.11	0.00	0.9790	65	0.18	0.0011
3135GAG54	126357	FNMA - Callable	03/31/2023	09/30/2024	5.250	5.250	500,000.00	502,138.16	0.00	2,260.42	1.0000	152	0.42	0.0037
576051VX1	125492	MUNI: MASSWTR	05/13/2021	08/01/2024	1.862	0.413	1,000,000.00	951,375.00	(46,250.00)	4,655.00	1.0463	92	0.25	0.0017
62479LMD4	126801	CP: MUFG Bank	03/21/2024	12/13/2024	0.000	5.434	2,000,000.00	1,961,101.87	76,258.16	0.00	0.9619	226	0.62	0.0067
74368CBF0	126418	CORP: PROTECTIVELIFE	04/28/2023	07/05/2024	0.781	5.234	500,000.00	497,113.46	25,292.50	1,258.28	0.9494	65	0.18	0.0012
912796Y52	126728	US Treasury	01/05/2024	07/05/2024	0.000	5.258	1,500,000.00	1,485,453.93	38,220.00	0.00	0.9745	65	0.18	0.0011
VP4560000	124592	Principal	11/04/2019	05/01/2024	5.170	5.170	1,274,671.67	1,274,671.67	0.00	6,611.33	1.0000	0	0.00	0.0000
					1.575	4.838	10,774,671.67	10,643,638.38	167,962.08	35,868.36	0.9844	124	0.34	0.0033
Stanton O&M														
3133EPJ71	126687	FFCB	12/05/2023	12/04/2024	5.125	5.100	500,000.00	509,974.17	(119.00)	10,463.54	1.0002	217	0.58	0.0069
62455FHP4	126796	CP: Mountcliff Fund	03/11/2024	08/23/2024	0.000	5.490	1,000,000.00	990,093.93	24,154.17	0.00	0.9758	114	0.31	0.0025
N/A	125281	STANTON SBA	11/05/2020	05/01/2024	5.760	5.760	1,929,656.49	1,929,656.49	0.00	31,127.17	1.0000	0	0.00	0.0000
VP4560000	124615	Principal	11/21/2019	05/01/2024	5.170	5.170	2,718,999.11	2,718,999.11	0.00	7,510.01	1.0000	0	0.00	0.0000
					4.511	5.402	6,148,655.60	6,148,723.70	24,035.17	49,100.72	0.9961	36	0.10	0.0010

Investment Report

May 1, 2024

CUSIP	ContNo	Issuer	Purchase Date	Maturity Date	Coupon	Yield to Maturity	Current Par	Market Value	(Premium)/Discount	Accrued Interest	Original Cost	Days To Maturity	Duration	Convexity
Stanton R&R														
24422EWB1	126822	CORP: JOHN DEERE	04/05/2024	03/07/2025	2.125	5.176	500,000.00	488,623.10	13,575.00	1,593.75	0.9729	310	0.84	0.0116
313384YZ6	126769	FHLB DN	02/07/2024	07/05/2024	0.000	5.276	750,000.00	742,931.49	15,769.17	0.00	0.9790	65	0.18	0.0011
8672E2G93	126746	CP: SUNCORP	01/19/2024	07/09/2024	0.000	5.507	500,000.00	496,990.34	12,613.33	0.00	0.9748	69	0.19	0.0013
8672E2G93	126748	CP: SUNCORP	01/19/2024	07/09/2024	0.000	5.507	500,000.00	496,990.34	12,613.33	0.00	0.9748	69	0.19	0.0013
9128282N9	126704	US Treasury	12/15/2023	07/31/2024	2.125	5.091	500,000.00	498,533.86	9,062.50	2,656.25	0.9819	91	0.25	0.0018
91282CEX5	126519	US Treasury	07/24/2023	06/30/2024	3.000	5.334	500,000.00	503,015.04	10,513.82	5,040.98	0.9790	60	0.17	0.0011
91282CFQ9	126777	US Treasury	02/21/2024	10/31/2024	4.375	5.118	875,000.00	872,866.57	4,409.18	104.03	0.9950	183	0.50	0.0049
91282CFX4	126790	US Treasury	02/21/2024	11/30/2024	4.500	5.096	875,000.00	887,244.07	3,964.62	16,460.04	0.9955	213	0.58	0.0068
VP4560000	124596	Principal	11/04/2019	05/01/2024	5.170	5.170	1,080,278.46	1,080,278.46	0.00	4,845.01	1.0000	0	0.00	0.0000
					2.792	5.228	6,080,278.46	6,067,473.27	82,520.95	30,700.06	0.9864	114	0.31	0.0032
		STN Pool Summary			2.690	4.985	24,160,650.90	23,993,535.52	274,743.20	117,685.66	0.9886	100	0.27	0.0027
Stanton II Contingency														
3135GAG54	126358	FNMA - Callable	03/31/2023	09/30/2024	5.250	5.250	250,000.00	251,069.08	0.00	1,130.21	1.0000	152	0.42	0.0037
912796Y52	126729	US Treasury	01/05/2024	07/05/2024	0.000	5.258	250,000.00	247,575.66	6,370.00	0.00	0.9745	65	0.18	0.0011
VP4560000	124593	Principal	11/04/2019	05/01/2024	5.170	5.170	645,267.64	645,267.64	0.00	1,780.85	1.0000	0	0.00	0.0000
					4.059	5.207	1,145,267.64	1,143,912.38	6,370.00	2,911.06	0.9944	47	0.13	0.0011
STANTON II DEBT SERVICE 2017A														
912797KM8	126850	US Treasury	04/30/2024	09/26/2024	0.000	5.371	275,000.00	269,038.69	5,884.47	0.00	0.9786	148	0.41	0.0035
X9X9USDADM1	123460	MORGAN STANLEY LIQ	03/12/2019	05/01/2024	4.970	4.970	4,431.88	4,431.88	0.00	912.68	1.0000	0	0.00	0.0000
					0.079	5.365	279,431.88	273,470.57	5,884.47	912.68	0.9789	146	0.40	0.0034
STANTON II DEBT SERVICE 2017B														
912797KM8	126851	US Treasury	04/30/2024	09/26/2024	0.000	5.371	3,100,000.00	3,032,799.80	66,333.97	0.00	0.9786	148	0.41	0.0035
X9X9USDADM1	123461	MORGAN STANLEY LIQ	03/12/2019	05/01/2024	4.970	4.970	53,075.58	53,075.58	0.00	11,189.87	1.0000	0	0.00	0.0000
					0.084	5.364	3,153,075.58	3,085,875.38	66,333.97	11,189.87	0.9790	146	0.40	0.0034
STANTON II DEBT SERVICE 2022A														
912797KM8	126852	US Treasury	04/30/2024	09/26/2024	0.000	5.371	3,600,000.00	3,521,961.06	77,033.00	0.00	0.9786	148	0.41	0.0035
X9X9USDADM1	126019	MORGAN STANLEY LIQ	07/27/2022	05/01/2024	4.970	4.970	1,170.43	1,170.43	0.00	12,808.00	1.0000	0	0.00	0.0000
					0.002	5.371	3,601,170.43	3,523,131.49	77,033.00	12,808.00	0.9786	148	0.41	0.0035
STANTON II DEBT SERVICE POOLED LOAN 2020-1														
N/A	125215	Goldman Sachs M-Mkt	09/28/2020	05/01/2024	4.910	4.910	838.67	838.67	0.00	42.61	1.0000	0	0.00	0.0000
					4.910	4.910	838.67	838.67	0.00	42.61	1.0000	0	0.00	0.0000

Investment Report

May 1, 2024

<u>CUSIP</u>	<u>ContNo</u>	<u>Issuer</u>	<u>Purchase Date</u>	<u>Maturity Date</u>	<u>Coupon</u>	<u>Yield to Maturity</u>	<u>Current Par</u>	<u>Market Value</u>	<u>(Premium)/Discount</u>	<u>Accrued Interest</u>	<u>Original Cost</u>	<u>Days To Maturity</u>	<u>Duration</u>	<u>Convexity</u>
Stanton II General Reserve														
24422EWB1	126816	CORP: JOHN DEERE	04/05/2024	03/07/2025	2.125	5.176	1,000,000.00	977,246.20	27,150.00	3,187.50	0.9729	310	0.84	0.0116
3130A5R35	126829	FHLB	04/17/2024	06/13/2025	2.875	5.172	1,400,000.00	1,379,235.67	35,681.73	15,429.17	0.9745	408	1.10	0.0183
3130ARHA2	126832	FHLB	04/17/2024	04/14/2025	4.000	5.229	1,350,000.00	1,336,587.00	15,835.50	2,550.00	0.9883	348	0.94	0.0139
313384S34	126802	FHLB DN	03/21/2024	12/06/2024	0.000	5.214	2,000,000.00	1,937,879.30	71,427.78	0.00	0.9643	219	0.60	0.0063
3134GXA61	126522	FHLMC - Callable	07/24/2023	12/30/2024	4.000	5.286	1,000,000.00	1,005,101.40	17,560.00	13,444.44	0.9824	243	0.66	0.0081
62455FG18	126696	CP: Mountcliff Fund	12/15/2023	07/01/2024	0.000	5.616	3,000,000.00	2,984,024.58	88,886.67	0.00	0.9704	61	0.17	0.0011
64966MGL7	123854	MUNI: NYC Trans Fin	06/21/2019	12/01/2024	2.900	2.355	2,875,000.00	2,797,919.66	(79,522.50)	35,202.78	1.0277	214	0.58	0.0066
67869TAD7	123970	MUNI: OKL CNTY SD	07/15/2019	06/01/2024	2.650	2.260	1,000,000.00	981,038.89	(17,870.00)	11,188.89	1.0179	31	0.09	0.0004
74153WCM9	125522	CORP: PRICOA GL FD	06/10/2021	09/01/2025	0.800	0.860	895,000.00	846,905.83	2,225.31	1,193.33	0.9975	488	1.33	0.0245
864784GR8	125296	MUNI: SUFFOLKVA	12/04/2020	06/01/2024	0.750	0.391	1,000,000.00	940,621.00	(12,440.00)	3,125.00	1.0124	31	0.09	0.0004
8672E2G93	126745	CP: SUNCORP	01/19/2024	07/09/2024	0.000	5.507	1,000,000.00	993,980.68	25,226.67	0.00	0.9748	69	0.19	0.0013
88213AHL2	123968	MUNI: TEXAS A&M UNIV	07/15/2019	05/15/2024	2.884	2.215	500,000.00	493,277.33	(15,195.00)	6,729.33	1.0304	14	0.04	0.0002
91282CDS7	125762	US Treasury	01/18/2022	01/15/2025	1.125	1.202	5,000,000.00	4,659,687.53	11,300.00	16,535.03	0.9977	259	0.71	0.0084
91282CEX5	126300	US Treasury	02/15/2023	06/30/2024	3.000	4.934	500,000.00	503,015.04	12,679.64	5,040.98	0.9746	60	0.17	0.0011
91282CFQ9	126775	US Treasury	02/21/2024	10/31/2024	4.375	5.118	3,500,000.00	3,491,466.29	17,636.72	416.10	0.9950	183	0.50	0.0049
91282CFX4	126792	US Treasury	02/21/2024	11/30/2024	4.500	5.096	3,000,000.00	3,041,979.68	13,593.75	56,434.43	0.9955	213	0.58	0.0068
VP4560000	124594	Principal	11/04/2019	05/01/2024	5.170	5.170	2,074,762.67	2,074,762.67	0.00	14,922.87	1.0000	0	0.00	0.0000
					2.448	3.899	31,094,762.67	30,444,728.75	214,176.27	185,399.85	0.9931	193	0.53	0.0065
Stanton II O&M														
313384H93	126814	FHLB DN	04/04/2024	10/01/2024	0.000	5.262	500,000.00	489,047.63	12,612.50	0.00	0.9748	153	0.42	0.0037
N/A	125282	STANTON II SBA	11/05/2020	05/01/2024	5.760	5.760	1,093,936.46	1,093,936.46	0.00	38,540.95	1.0000	0	0.00	0.0000
VP4560000	125385	Principal	12/31/2020	05/01/2024	5.170	5.170	3,345,984.26	3,345,984.26	0.00	7,531.45	1.0000	0	0.00	0.0000
					4.777	5.310	4,939,920.72	4,928,968.35	12,612.50	46,072.40	0.9974	15	0.04	0.0004
STANTON II PROJECT FUND 2020 POOLED LOAN														
N/A	125118	Goldman Sachs M-Mkt	06/25/2020	05/01/2024	4.910	4.910	0.05	0.05	0.00	0.00	1.0000	0	0.00	0.0000
					4.910	4.910	0.05	0.05	0.00	0.00	1.0000	0	0.00	0.0000
Stanton II R&R														
24422EWB1	126817	CORP: JOHN DEERE	04/05/2024	03/07/2025	2.125	5.176	390,000.00	381,126.02	10,588.50	1,243.13	0.9729	310	0.84	0.0116
313384S34	126803	FHLB DN	03/21/2024	12/06/2024	0.000	5.214	1,000,000.00	968,939.65	35,713.89	0.00	0.9643	219	0.60	0.0063
74368CBF0	126420	CORP: PROTECTIVELIFE	04/28/2023	07/05/2024	0.781	5.234	500,000.00	497,113.46	25,292.50	1,258.28	0.9494	65	0.18	0.0012
8672E2G93	126747	CP: SUNCORP	01/19/2024	07/09/2024	0.000	5.507	1,000,000.00	993,980.68	25,226.67	0.00	0.9748	69	0.19	0.0013
912797FS1	126701	US Treasury	12/15/2023	06/13/2024	0.000	5.268	500,000.00	496,781.84	12,695.14	0.00	0.9746	43	0.12	0.0007
91282CEX5	126299	US Treasury	02/15/2023	06/30/2024	3.000	4.934	500,000.00	503,015.04	12,679.64	5,040.98	0.9746	60	0.17	0.0011
91282CFQ9	126776	US Treasury	02/21/2024	10/31/2024	4.375	5.118	1,000,000.00	997,561.80	5,039.06	118.89	0.9950	183	0.50	0.0049
91282CFX4	126791	US Treasury	02/21/2024	11/30/2024	4.500	5.096	1,000,000.00	1,013,993.23	4,531.25	18,811.48	0.9955	213	0.58	0.0068
VP4560000	124595	Principal	11/04/2019	05/01/2024	5.170	5.170	2,563,985.11	2,563,985.11	0.00	9,817.74	1.0000	0	0.00	0.0000
					2.939	5.196	8,453,985.11	8,416,496.83	131,766.65	36,290.50	0.9844	105	0.29	0.0030

Investment Report

May 1, 2024

<u>CUSIP</u>	<u>ContNo</u>	<u>Issuer</u>	<u>Purchase Date</u>	<u>Maturity Date</u>	<u>Coupon</u>	<u>Yield to Maturity</u>	<u>Current Par</u>	<u>Market Value</u>	<u>(Premium)/Discount</u>	<u>Accrued Interest</u>	<u>Original Cost</u>	<u>Days To Maturity</u>	<u>Duration</u>	<u>Convexity</u>
STANTON II REVENUE FUND 2020 POOLED LOAN														
N/A	125409	Goldman Sachs M-Mkt	03/29/2021	05/01/2024	4.910	4.910	9.16	9.16	0.00	0.45	1.0000	0	0.00	0.0000
					4.910	4.910	9.16	9.16	0.00	0.45	1.0000	0	0.00	0.0000
STANTON II SUBORDINATED DEBT FUND 2020														
X9X9USDADM1	125145	MORGAN STANLEY LIQ	07/27/2020	05/01/2024	4.970	4.970	51,492.55	51,492.55	0.00	55.55	1.0000	0	0.00	0.0000
					4.970	4.970	51,492.55	51,492.55	0.00	55.55	1.0000	0	0.00	0.0000
		STN2 Pool Summary			2.461	4.465	52,719,954.46	51,868,924.18	514,176.86	295,682.97	0.9902	153	0.42	0.0048
Tri City Contingency														
24422EWS4	126819	CORP: JOHN DEERE	04/05/2024	03/03/2025	5.150	5.178	150,000.00	151,063.30	43.50	1,244.58	0.9997	306	0.83	0.0115
VP4560000	124597	Principal	11/04/2019	05/01/2024	5.170	5.170	182,511.48	182,511.48	0.00	906.07	1.0000	0	0.00	0.0000
					5.161	5.173	332,511.48	333,574.78	43.50	2,150.65	0.9999	138	0.37	0.0052
Tri City General Reserve														
06741FMG9	126824	CP: Barclays	04/11/2024	12/16/2024	0.000	5.550	400,000.00	392,119.14	14,552.67	0.00	0.9636	229	0.63	0.0068
3130ASRQ46	126001	FHLB	07/29/2022	07/26/2024	3.450	3.450	250,000.00	251,177.32	0.00	2,276.04	1.0000	86	0.24	0.0017
313384YZ6	126767	FHLB DN	02/07/2024	07/05/2024	0.000	5.276	250,000.00	247,643.83	5,256.39	0.00	0.9790	65	0.18	0.0011
912796Y52	126731	US Treasury	01/05/2024	07/05/2024	0.000	5.258	250,000.00	247,575.66	6,370.00	0.00	0.9745	65	0.18	0.0011
VP4560000	124598	Principal	11/04/2019	05/01/2024	5.170	5.170	220,799.03	220,799.03	0.00	1,408.11	1.0000	0	0.00	0.0000
					1.462	5.002	1,370,799.03	1,359,314.98	26,179.06	3,684.15	0.9809	106	0.29	0.0027
Tri City O&M														
313384M71	126688	FHLB DN	12/05/2023	10/31/2024	0.000	5.183	250,000.00	243,478.07	11,194.22	0.00	0.9552	183	0.50	0.0048
63873JG87	126634	CP: NATIXIS NY	10/31/2023	07/08/2024	0.000	5.921	250,000.00	249,262.16	9,830.83	0.00	0.9607	68	0.19	0.0013
912828YE4	126691	US Treasury	12/05/2023	08/31/2024	1.250	5.229	250,000.00	248,536.00	7,099.61	526.49	0.9716	122	0.34	0.0028
91282CER8	126498	US Treasury	06/15/2023	05/31/2024	2.500	5.323	200,000.00	201,620.59	5,206.54	2,097.22	0.9740	30	0.08	0.0005
91282CEX5	126503	US Treasury	06/29/2023	06/30/2024	3.000	5.441	200,000.00	201,206.01	4,694.22	2,016.39	0.9765	60	0.17	0.0011
N/A	125283	TRI CITY SBA	11/05/2020	05/01/2024	5.760	5.760	458,267.03	458,267.03	0.00	6,452.35	1.0000	0	0.00	0.0000
VP4560000	124614	Principal	11/21/2019	05/01/2024	5.170	5.170	992,486.47	992,486.47	0.00	2,939.02	1.0000	0	0.00	0.0000
					3.531	5.386	2,600,753.50	2,594,856.33	38,025.42	14,031.47	0.9854	43	0.12	0.0010
Tri City R&R														
24422EWS4	126818	CORP: JOHN DEERE	04/05/2024	03/03/2025	5.150	5.178	250,000.00	251,772.16	72.50	2,074.31	0.9997	306	0.83	0.0115
3130ALRX4	126550	FHLB	08/10/2023	07/08/2024	0.500	5.399	250,000.00	248,183.20	10,750.00	392.36	0.9570	68	0.19	0.0012
62455FHP4	126797	CP: Mountcliff Fund	03/11/2024	08/23/2024	0.000	5.490	250,000.00	247,523.48	6,038.54	0.00	0.9758	114	0.31	0.0025
912796Y52	126730	US Treasury	01/05/2024	07/05/2024	0.000	5.258	200,000.00	198,060.52	5,096.00	0.00	0.9745	65	0.18	0.0011
91282CER8	126497	US Treasury	06/15/2023	05/31/2024	2.500	5.323	250,000.00	252,025.74	6,508.18	2,621.53	0.9740	30	0.08	0.0005
91282CEX5	126504	US Treasury	06/29/2023	06/30/2024	3.000	5.441	150,000.00	150,904.51	3,520.67	1,512.30	0.9765	60	0.17	0.0011
91282CFQ9	126778	US Treasury	02/21/2024	10/31/2024	4.375	5.118	250,000.00	249,390.45	1,259.77	29.72	0.9950	183	0.50	0.0049
91282CFX4	126789	US Treasury	02/21/2024	11/30/2024	4.500	5.096	250,000.00	253,498.31	1,132.75	4,702.87	0.9955	213	0.58	0.0068
VP4560000	124578	Principal	11/04/2019	05/01/2024	5.170	5.170	523,023.00	523,023.00	0.00	1,922.81	1.0000	0	0.00	0.0000
					3.123	5.256	2,373,023.00	2,374,381.37	34,378.41	13,255.90	0.9855	106	0.29	0.0030
		TRI Pool Summary			3.042	5.250	6,677,087.01	6,662,127.46	98,626.39	33,122.17	0.9852	83	0.23	0.0023

Investment Report

May 1, 2024

<u>CUSIP</u>	<u>ContNo</u>	<u>Issuer</u>	<u>Purchase Date</u>	<u>Maturity Date</u>	<u>Coupon</u>	<u>Yield to Maturity</u>	<u>Current Par</u>	<u>Market Value</u>	<u>(Premium)/Discount</u>	<u>Accrued Interest</u>	<u>Original Cost</u>	<u>Days To Maturity</u>	<u>Duration</u>	<u>Convexity</u>
FMPA AS AGENT FOR UTILITIES COMMISSION NEW SMYRNA BEACH														
05600LAB2	125728	CORP: BMW	12/22/2021	08/14/2024	2.400	1.130	5,000,000.00	4,981,543.99	(165,000.00)	25,666.67	1.0330	105	0.29	0.0022
31422XRZ7	125733	FAMCA	12/27/2021	12/27/2024	0.940	0.930	2,500,000.00	2,320,894.44	(725.00)	8,094.44	1.0003	240	0.65	0.0074
718172BMO	125727	CORP: PHILLIP MORRIS	12/22/2021	11/10/2024	3.250	1.080	4,306,000.00	4,322,071.77	(264,517.58)	66,473.88	1.0614	193	0.53	0.0060
912828YY0	125787	US Treasury	01/27/2022	12/31/2024	1.750	1.232	4,880,000.00	4,635,546.88	(72,472.49)	28,700.00	1.0149	244	0.66	0.0078
N/A	125737	UCNSB SBA	12/20/2021	05/01/2024	5.760	5.760	10,766,634.42	10,766,634.42	0.00	52,321.41	1.0000	0	0.00	0.0000
VP4560000	125725	Principal	12/20/2021	05/01/2024	5.170	5.170	153,004.75	153,004.75	0.00	23,585.80	1.0000	0	0.00	0.0000
					3.611	2.950	27,605,639.17	27,179,696.25	(502,715.07)	204,842.20	1.0182	114	0.31	0.0034
		UCNS Pool Summary			3.611	2.950	27,605,639.17	27,179,696.25	(502,715.07)	204,842.20	1.0182	114	0.31	0.0034
		Open Investments			3.253	4.523	584,066,644.33	577,823,739.82	1,533,653.75	3,495,114.14	0.9894	263	0.70	0.0166