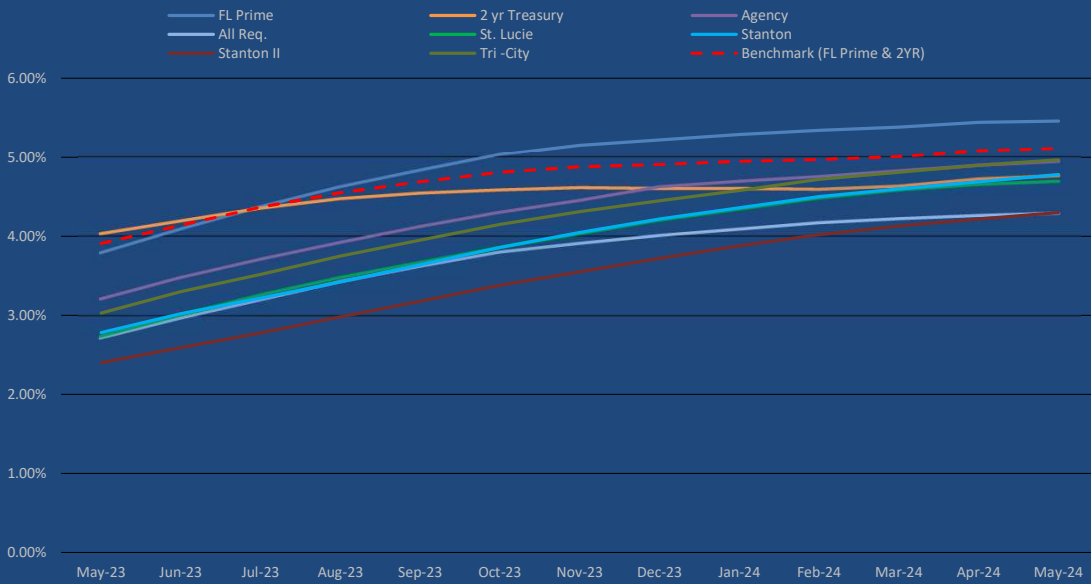
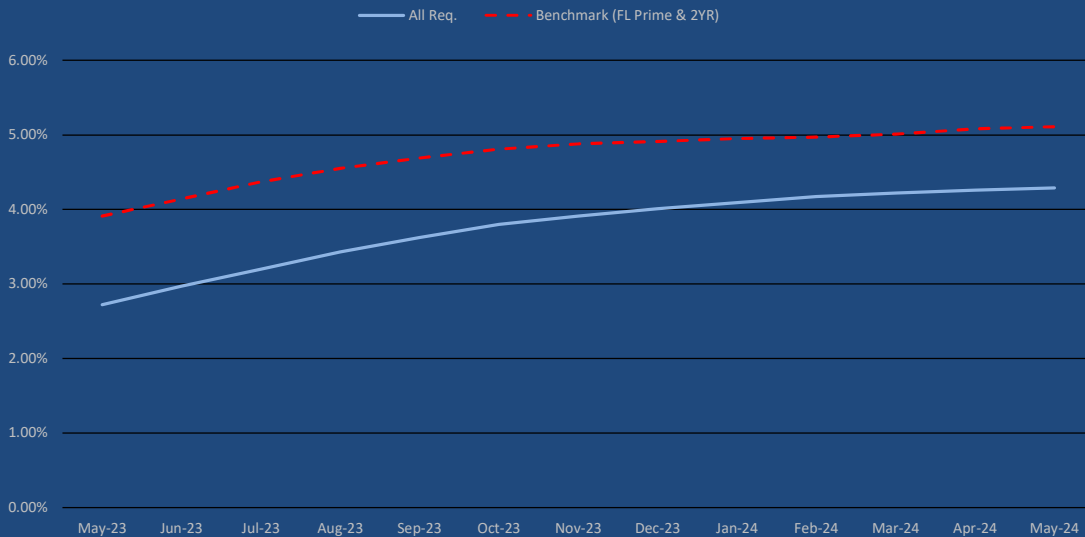


FMPA BOD Projects Rolling 12 Month Weighted Average Yield vs. Florida Prime and 2 YR Treasury (MAY 2023 - MAY 2024)



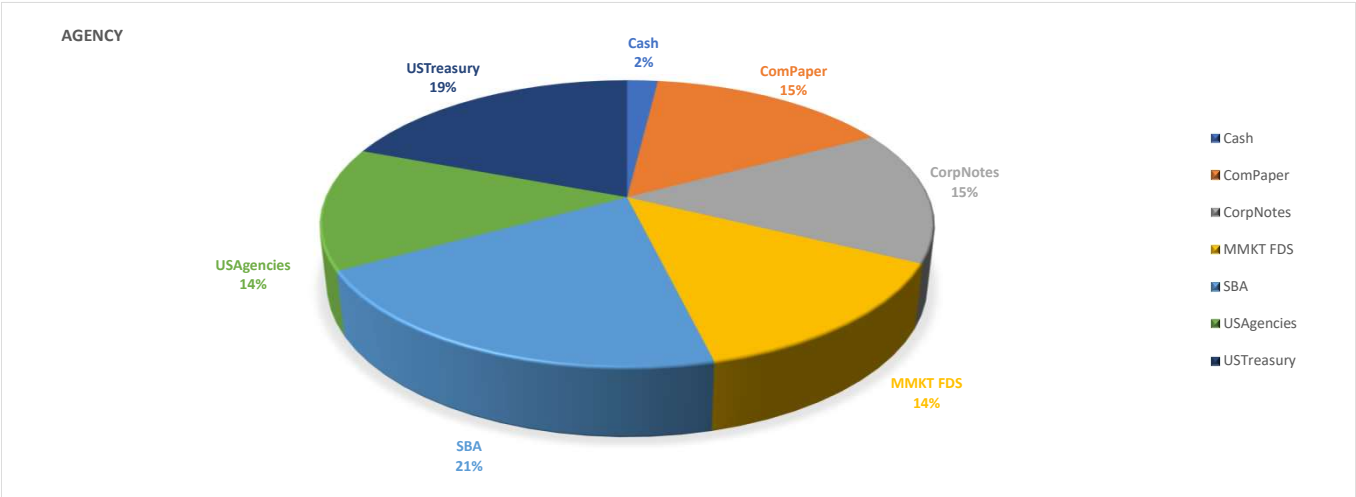
Rolling 12 month average	FL Prime	2 yr Treasury	Benchmark	Agency	All Req.	St. Lucie	Stanton	Stanton II	Tri -City
5/31/2023	3.79%	4.03%	3.91%	3.21%	2.72%	2.74%	2.78%	2.40%	3.03%
6/30/2023	4.09%	4.19%	4.14%	3.48%	2.97%	3.01%	3.02%	2.59%	3.30%
7/31/2023	4.37%	4.35%	4.37%	3.71%	3.20%	3.26%	3.22%	2.78%	3.52%
8/31/2023	4.62%	4.47%	4.55%	3.92%	3.43%	3.48%	3.42%	2.98%	3.75%
9/30/2023	4.83%	4.54%	4.69%	4.12%	3.62%	3.67%	3.64%	3.18%	3.95%
10/31/2023	5.03%	4.58%	4.81%	4.30%	3.80%	3.86%	3.86%	3.38%	4.15%
11/30/2023	5.15%	4.61%	4.88%	4.45%	3.91%	4.03%	4.05%	3.55%	4.31%
12/31/2023	5.22%	4.60%	4.91%	4.62%	4.01%	4.20%	4.22%	3.72%	4.45%
1/31/2024	5.29%	4.60%	4.95%	4.69%	4.09%	4.34%	4.36%	3.88%	4.58%
2/29/2024	5.34%	4.59%	4.97%	4.75%	4.17%	4.48%	4.50%	4.02%	4.72%
3/31/2024	5.38%	4.63%	5.01%	4.82%	4.22%	4.58%	4.60%	4.13%	4.81%
4/30/2024	5.44%	4.72%	5.08%	4.89%	4.26%	4.65%	4.69%	4.22%	4.90%
5/31/2024	5.46%	4.76%	5.11%	4.94%	4.29%	4.69%	4.78%	4.30%	4.97%

FMPA All-Requirements Rolling 12 Month Weighted Average Yield vs. Florida Prime and 2 Year Treasury (MAY 2023 - MAY 2024)

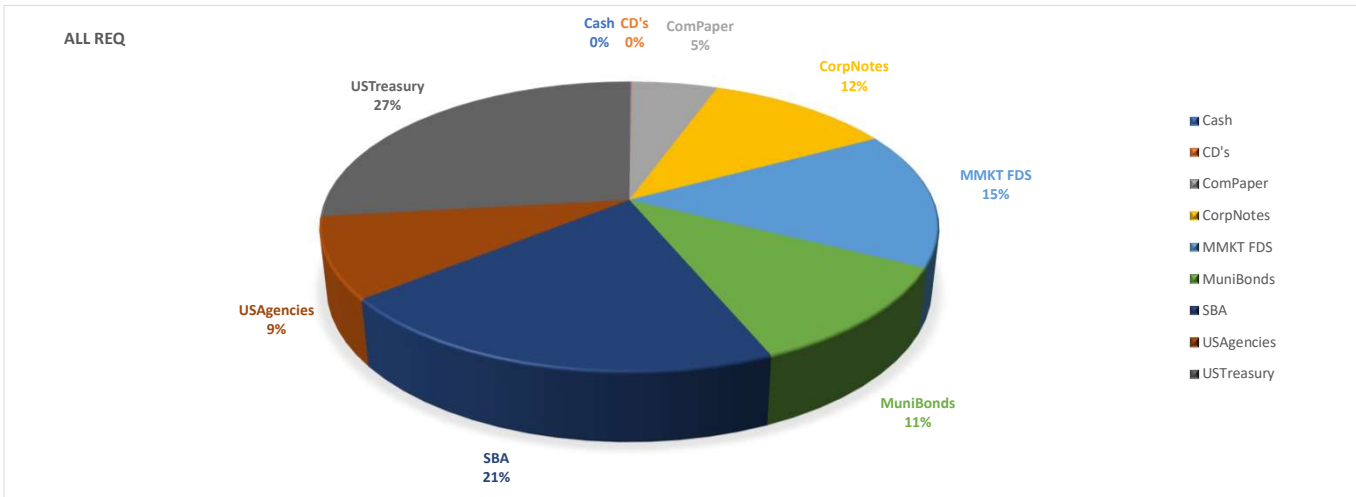


FMPA_MonthlyDiversification_May 2024

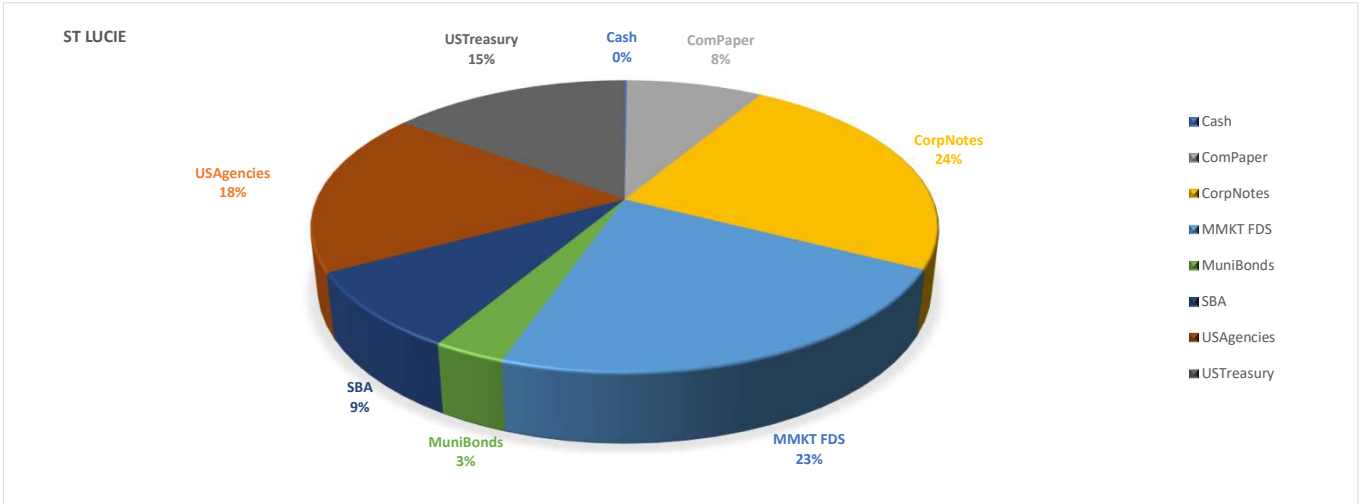
AGENCY		Cash	ComPaper	CorpNotes	MMKT FDS	SBA	USAgencies	USTreasury	Grand Total
AGN	250,000.00	-	-	-	-	-	-	-	250,000.00
AGN-DS23	-	-	-	12,502.25	-	-	-	-	12,502.25
AGN-O&M	-	1,979,578.41	1,956,130.16	1,793,516.75	2,692,492.95	1,792,317.96	2,495,381.85	-	12,709,418.08
AGN-PJ23	-	-	-	2.48	-	-	-	-	2.48
Grand Total	250,000.00	1,979,578.41	1,956,130.16	1,806,021.48	2,692,492.95	1,792,317.96	2,495,381.85	-	12,971,922.81
% OF TOTAL	2%	15%	15%	14%	21%	14%	19%	-	100%



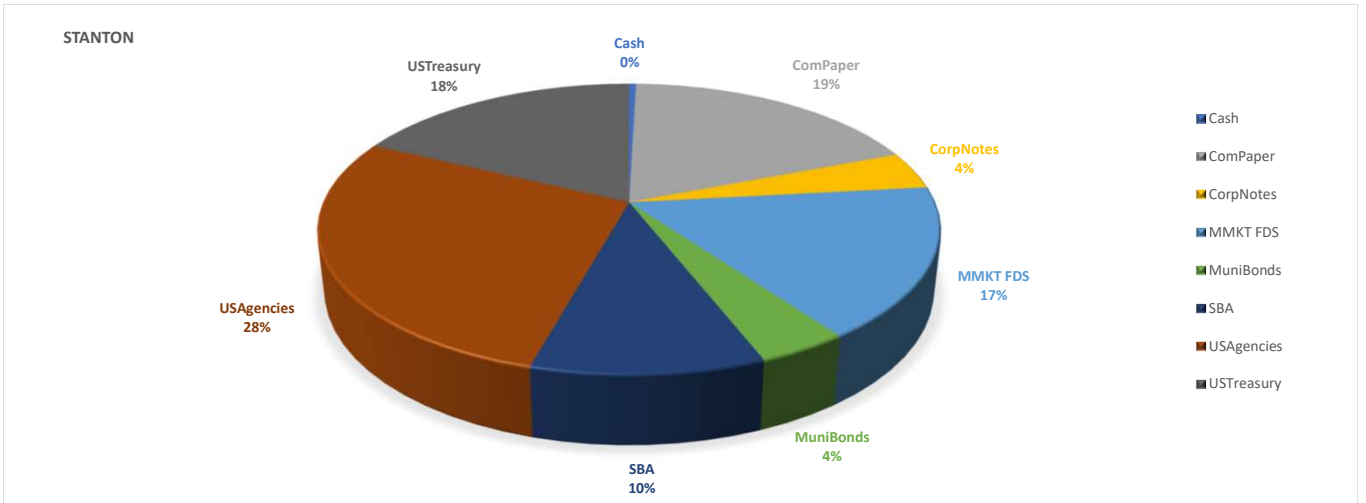
ALL REQ		Cash	CD's	ComPaper	CorpNotes	MMKT FDS	MuniBonds	SBA	USAgencies	USTreasury	Grand Total
ARP	250,000.00	-	-	-	-	-	-	-	-	-	250,000.00
ARP-2019A	-	-	-	-	-	22,456.09	-	-	-	630,169.02	652,625.11
ARP-21A DS	-	-	-	-	-	5,989.07	-	-	-	227,866.89	233,855.96
ARP-21B DS	-	-	-	-	-	10,449.34	-	-	-	587,164.30	597,613.64
ARP-21BSUB	-	-	-	-	15,777,433.55	2,022,138.52	19,851,542.40	31,227,260.36	5,384,890.83	10,270,885.86	84,534,151.52
ARP-CON13A	-	-	-	-	-	610,848.20	-	-	657,192.74	249,095.60	1,517,136.54
ARP-CONT	-	-	-	-	994,955.02	444,943.79	-	-	-	-	1,439,898.81
ARP-DS15B	-	-	-	-	-	22,633.31	-	-	-	5,720,131.73	5,742,765.04
ARP-DS16A	-	-	-	-	-	17,638.98	-	-	-	22,332,859.38	22,350,498.36
ARP-DS17A	-	-	-	-	-	26,891.20	-	-	-	654,222.73	681,113.93
ARP-DS17B	-	-	-	-	-	16,458.71	-	-	-	6,209,421.84	6,225,880.55
ARP-DS18A	-	-	-	-	-	20,231.94	-	-	-	347,227.27	367,459.21
ARP-DS22-B	-	-	-	-	-	90,319.28	-	-	-	-	90,319.28
ARP-DS22-T	-	-	-	-	-	27.38	-	-	-	-	27.38
ARP-GEN	-	225,257.46	-	2,958,847.23	1,000,167.12	489,571.95	-	-	3,436,628.65	1,287,367.38	9,397,839.79
ARP-O&M	-	-	-	6,948,347.47	3,033,489.09	29,035,600.21	959,749.00	22,170,909.40	2,048,379.09	2,374,633.08	66,571,107.34
ARP-PR22-B	-	-	-	-	-	255,568.33	-	-	-	14,961,608.31	15,217,176.64
ARP-R&R	-	-	-	3,967,270.47	9,415,133.65	4,566,790.11	8,612,930.40	-	11,858,781.83	3,991,174.37	42,412,080.83
ARP-REV22	-	-	-	-	-	4.65	-	-	-	-	4.65
ARP-SOLAR	-	-	-	-	-	2,019,485.15	-	-	-	-	2,019,485.15
ARP-SUBDBT	-	-	-	-	-	2.69	-	-	-	-	2.69
Grand Total	250,000.00	225,257.46	13,874,465.17	30,221,178.43	39,678,048.90	29,424,221.80	53,398,169.76	23,385,873.14	69,843,827.76	260,301,042.42	
% OF TOTAL	0%	0%	5%	12%	15%	11%	21%	9%	27%	100%	



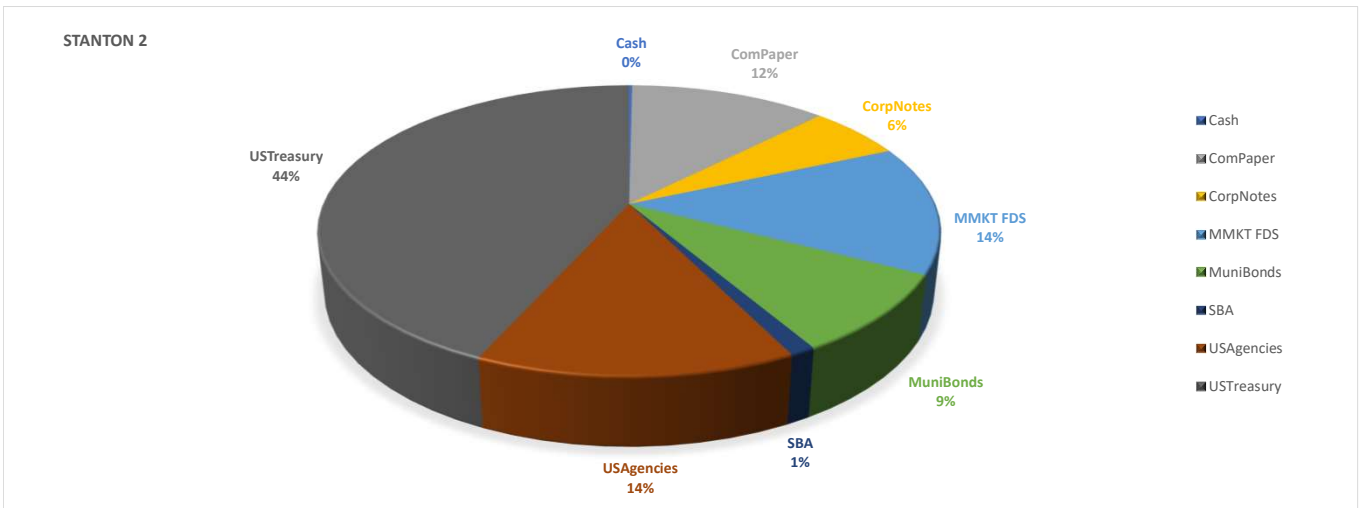
ST LUCIE											
	Cash	CD's	ComPaper	CorpNotes	MMKT FDS	MuniBonds	SBA	USAgencies	USTreasury	Grand Total	
SL	100,000.00	-	-	-	-	-	-	-	-	100,000.00	
STL NFS	-	-	988,805.09	981,544.42	3,021,760.60	-	-	1,266,942.27	1,264,475.25	7,523,527.63	
STL-CONT	-	-	-	1,463,181.86	527,777.25	482,157.39	-	-	-	2,473,116.50	
STL-DS13A	-	-	-	-	31,809.59	-	-	-	960,483.12	992,292.71	
STL-DS21A	-	-	-	-	27,706.32	-	-	-	1,138,291.30	1,165,997.62	
STL-DS21B	-	-	-	-	6,985.11	-	-	-	287,855.18	294,840.29	
STL-GEN	-	-	3,380,859.09	12,208,737.83	7,146,182.18	1,911,461.89	-	10,026,060.84	5,938,498.92	40,611,800.75	
STL-O&M	-	-	990,696.54	3,002,144.84	2,451,926.59	-	7,275,858.37	-	-	13,720,626.34	
STL-R&R	-	-	991,104.68	492,950.28	4,012,975.96	-	-	2,448,992.98	1,505,889.63	9,451,913.53	
Totals	100,000.00	-	6,351,465.40	18,148,559.23	17,227,123.60	2,393,619.28	7,275,858.37	13,741,996.09	11,095,493.40	76,334,115.37	
% OF TOTAL	0%	0%	8%	24%	23%	3%	9%	18%	15%	100%	



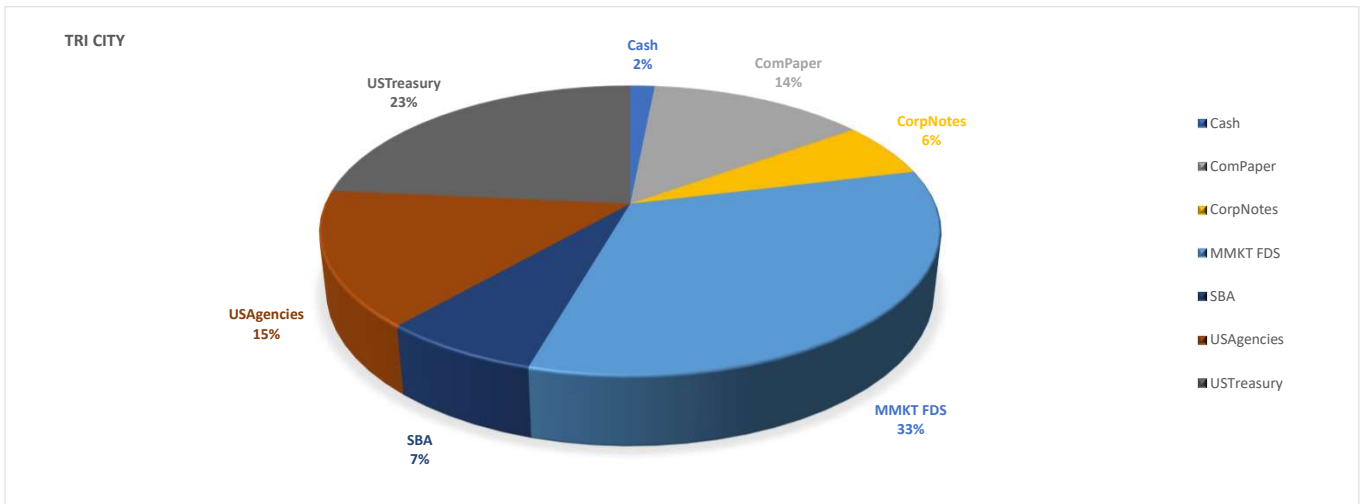
STANTON											
Row Labels	Cash	CD's	ComPaper	CorpNotes	MMKT FDS	MuniBonds	SBA	USAgencies	USTreasury	Grand Total	
STN	100,000.00	-	-	-	-	-	-	-	-	100,000.00	
STN-CONT	-	-	-	-	258,086.59	-	-	878,305.00	-	1,136,391.59	
STN-GEN	-	-	2,455,444.60	499,410.71	842,926.05	952,926.67	-	4,493,163.90	1,492,341.26	10,736,213.19	
STN-O&M	-	-	992,768.20	-	1,760,149.86	-	2,441,045.18	512,094.77	-	5,706,058.01	
STN-R&R	-	-	996,676.02	490,591.26	1,132,314.62	-	-	746,262.11	2,752,213.65	6,118,057.66	
Grand Total	100,000.00	-	4,444,888.82	990,001.97	3,993,477.12	952,926.67	2,441,045.18	6,629,825.78	4,244,554.91	23,796,720.45	
% OF TOTAL	0%	0%	19%	4%	17%	4%	10%	28%	18%	100%	



STANTON 2											
Row Labels	Cash	CD's	ComPaper	CorpNotes	MMKT FDS	MuniBonds	SBA	USAgencies	USTreasury	Grand Total	
STN2	100,000.00	-	-	-	-	-	-	-	-	100,000.00	
STN2-CONT	-	-	-	394,360.23	254,038.39	-	-	252,122.47	248,723.54	1,149,244.63	
STN2-DS17A	-	-	-	-	8,541.77	-	-	-	340,465.24	349,007.01	
STN2-DS17B	-	-	-	-	71,025.95	-	-	-	3,507,818.50	3,578,844.45	
STN2-DS20	-	-	-	-	842.05	-	-	-	-	842.05	
STN2-DS22A	-	-	-	-	30,534.69	-	-	-	4,039,291.74	4,069,826.43	
STN2-GEN	-	-	4,967,243.79	1,831,393.18	1,784,542.02	4,670,062.88	-	5,681,911.26	11,656,237.61	30,591,390.74	
STN2-O&M	-	-	-	-	2,537,308.85	-	598,729.90	491,159.91	-	3,627,198.66	
STN2-PR20	-	-	-	-	0.05	-	-	-	-	0.05	
STN2-R&R	-	-	1,485,772.95	882,071.89	2,231,249.64	-	-	973,013.24	2,999,935.75	8,572,043.47	
STN2-REV20	-	-	-	-	9.20	-	-	-	-	9.20	
STN2-SUBDT	-	-	-	-	99,226.73	-	-	-	-	99,226.73	
Grand Total	100,000.00	-	6,453,016.74	3,107,825.30	7,017,319.34	4,670,062.88	598,729.90	7,398,206.88	22,792,472.38	52,137,633.42	
% OF TOTAL	0%	0%	12%	6%	14%	9%	1%	14%	44%	100%	



TRI CITY											
Row Labels	Cash	CD's	ComPaper	CorpNotes	MMKT FDS	MuniBonds	SBA	USAgencies	USTreasury	Grand Total	
TC	100,000.00	-	-	-	-	-	-	-	-	100,000.00	
TRI-CONT	-	-	-	151,674.46	183,371.24	-	-	-	-	335,045.70	
TRI-GEN	-	-	393,167.76	-	247,161.22	-	-	501,013.86	248,723.54	1,390,066.38	
TRI-O&M	-	-	249,597.99	-	935,339.81	-	-	460,926.65	244,516.90	2,341,604.23	
TRI-R&R	-	-	248,192.05	252,790.76	828,610.58	-	-	249,261.84	849,454.69	2,428,309.92	
Grand Total	100,000.00	-	890,957.80	404,465.22	2,194,482.85	-	460,926.65	994,792.60	1,549,401.11	6,595,026.23	
% OF TOTAL	2%	0%	14%	6%	33%	0%	7%	15%	23%	100%	



Investment Report

June 1, 2024

<u>CUSIP</u>	<u>ContNo</u>	<u>Issuer</u>	<u>Purchase Date</u>	<u>Maturity Date</u>	<u>Coupon</u>	<u>Yield to Maturity</u>	<u>Current Par</u>	<u>Market Value</u>	<u>(Premium)/Discount</u>	<u>Accrued Interest</u>	<u>Original Cost</u>	<u>Days To Maturity</u>	<u>Duration</u>	<u>Convexity</u>
Agency O&M														
06741FML8	126877	CP: Barclays	05/28/2024	12/20/2024	0.000	5.643	500,000.00	491,290.17	15,392.78	0.00	0.9692	202	0.55	0.0056
3130ARMR9	126749	FHLB - Callable	01/19/2024	04/28/2025	2.940	4.714	500,000.00	490,882.94	10,875.00	1,347.50	0.9783	331	0.90	0.0128
31333EKVV4	126545	FFCB	08/09/2023	07/26/2024	1.850	5.390	1,300,000.00	1,301,435.02	42,679.00	8,350.69	0.9672	55	0.15	0.0010
40060WHM	126697	CP: GTA Funding	12/15/2023	08/21/2024	0.000	5.397	500,000.00	496,470.62	17,777.78	0.00	0.9644	81	0.22	0.0016
57629WCG3	126434	CORP: MASSMUTUAL	05/17/2023	01/11/2025	2.950	4.696	1,000,000.00	996,394.51	27,450.00	11,472.22	0.9726	224	0.61	0.0073
59217GEJ4	126821	CORP: METLIFE	04/05/2024	07/02/2025	0.950	5.210	1,000,000.00	959,735.65	50,600.00	3,931.94	0.9494	396	1.08	0.0173
62479LJ30	126735	CP: MUFG Bank	01/08/2024	09/03/2024	0.000	5.411	1,000,000.00	991,817.62	34,130.53	0.00	0.9659	94	0.26	0.0019
9128283D0	126752	US Treasury	01/22/2024	10/31/2024	2.250	4.895	500,000.00	497,202.56	9,921.87	978.26	0.9802	152	0.42	0.0037
912828XB1	126700	US Treasury	12/15/2023	05/15/2025	2.125	4.563	500,000.00	486,473.08	16,562.49	490.83	0.9669	348	0.95	0.0139
91282CGA3	126706	US Treasury	12/22/2023	12/15/2025	4.000	4.307	500,000.00	502,207.28	2,897.00	9,222.22	0.9942	562	1.48	0.0311
91282CGN5	126708	US Treasury	12/22/2023	02/28/2025	4.625	4.651	500,000.00	503,590.89	234.37	5,971.84	0.9995	272	0.73	0.0095
91282CHV6	126663	US Treasury	11/13/2023	08/31/2025	5.000	5.101	500,000.00	505,908.04	885.46	6,388.89	0.9982	456	1.22	0.0221
N/A	125278	AGENCY SBA	11/05/2020	06/03/2024	5.490	5.490	2,692,492.95	2,692,492.95	0.00	15,563.07	1.0000	2	0.01	0.0000
VP4560000	124711	Principal	11/26/2019	06/03/2024	5.180	5.180	1,793,516.75	1,793,516.75	0.00	8,150.54	1.0000	2	0.01	0.0000
					3.195	5.164	12,786,009.70	12,709,418.08	229,406.28	71,868.00	0.9821	156	0.42	0.0061
AGENCY PLOAN DEBT SVC 2023														
N/A	126765	Goldman Sachs M-Mkt	01/25/2024	06/03/2024	4.930	4.930	12,502.25	12,502.25	0.00	19.35	1.0000	2	0.01	0.0000
					4.930	4.930	12,502.25	12,502.25	0.00	19.35	1.0000	2	0.01	0.0000
AGENCY PLOAN REV EXP 2023														
N/A	126846	Goldman Sachs M-Mkt	03/25/2024	06/03/2024	4.930	4.930	2.48	2.48	0.00	0.00	1.0000	2	0.01	0.0000
					4.930	4.930	2.48	2.48	0.00	0.00	1.0000	2	0.01	0.0000
		AGN Pool Summary			3.196	5.164	12,798,514.43	12,721,922.81	229,406.28	71,887.35	0.9821	156	0.42	0.0061
ALL REQUIREMENTS 2013A CONSTRUCTION														
3130ATVC8	126610	FHLB	09/28/2023	06/14/2024	4.875	5.513	200,000.00	204,483.59	894.00	4,522.92	0.9955	13	0.04	0.0002
313384H51	126683	FHLB DN	12/05/2023	09/27/2024	0.000	5.179	250,000.00	247,871.24	10,147.50	0.00	0.9594	118	0.32	0.0026
3133EPJ71	126686	FFCB	12/05/2023	12/04/2024	5.125	5.100	200,000.00	204,837.91	(47.60)	5,039.58	1.0002	186	0.50	0.0056
912828YE4	126685	US Treasury	12/05/2023	08/31/2024	1.250	5.229	250,000.00	249,095.60	7,099.61	789.74	0.9716	91	0.26	0.0019
N/A	116079	Goldman Sachs M-Mkt	09/17/2013	06/03/2024	4.930	4.930	610,848.20	610,848.20	0.00	3,516.11	1.0000	2	0.01	0.0000
					3.524	5.120	1,510,848.20	1,517,136.54	18,093.51	13,868.35	0.9880	62	0.17	0.0015

Investment Report

June 1, 2024

CUSIP	ContNo	Issuer	Purchase Date	Maturity Date	Coupon	Yield to Maturity	Current Par	Market Value	(Premium)/Discount	Accrued Interest	Original Cost	Days To Maturity	Duration	Convexity
ALL REQUIREMENTS 2021B SUBORDINATE BOND PROCEED														
127145LF5	125506	MUNI: CACHE CNTY UT	05/27/2021	06/15/2025	3.000	0.660	1,975,000.00	1,911,171.62	(184,386.00)	27,320.83	1.0934	379	1.02	0.0162
160357XD6	125503	MUNI: CTY CHARLESTON	05/26/2021	03/01/2025	1.250	0.520	1,255,000.00	1,141,422.51	(34,098.35)	3,921.88	1.0272	273	0.75	0.0091
235308DF5	125460	MUNI: DALLAS TX SCH	04/27/2021	08/15/2025	4.000	0.700	6,110,000.00	6,021,574.72	(852,528.30)	71,962.22	1.1395	440	1.18	0.0206
3133EMWH1	125451	FFCB	04/27/2021	04/21/2025	0.710	0.710	3,000,000.00	2,717,950.83	0.00	2,425.83	1.0000	324	0.89	0.0118
3135G05X7	125450	FNMA	04/27/2021	08/25/2025	0.375	0.692	3,000,000.00	2,666,940.00	40,470.00	3,000.00	0.9865	450	1.23	0.0207
35569PFG3	125498	MUNI: FREDERICK CNTY	05/17/2021	08/01/2025	3.000	0.637	1,630,000.00	1,576,139.91	(159,560.70)	16,300.00	1.0979	426	1.14	0.0195
37331NAJ0	125441	CORP:GEORGIA-PAC IFIC	04/27/2021	09/30/2025	1.750	1.130	4,000,000.00	3,841,052.08	(106,793.76)	11,861.11	1.0267	486	1.32	0.0244
68609TT81	125499	MUNI: Oregon State	05/18/2021	08/01/2025	0.803	0.666	1,300,000.00	1,166,534.42	(7,371.00)	3,479.67	1.0057	426	1.16	0.0190
74256LEE5	125440	CORP: PRINCIPAL LIFE	04/27/2021	06/23/2025	1.250	1.070	5,000,000.00	4,826,165.66	(36,450.00)	27,430.56	1.0073	387	1.05	0.0168
74368CAX2	125443	CORP: PROTECTIVELIFE	04/27/2021	07/15/2025	1.170	1.168	2,375,000.00	2,283,118.77	(155.61)	10,497.50	1.0001	409	1.11	0.0183
78015K7H1	125439	CORP: ROYAL BK CA	04/27/2021	06/10/2025	1.150	1.005	5,000,000.00	4,827,097.04	(29,149.99)	27,312.50	1.0058	374	1.02	0.0159
880591EW8	125720	MUNI: TVA	12/08/2021	05/15/2025	0.750	1.082	5,000,000.00	4,546,191.67	55,850.00	1,666.67	0.9888	348	0.95	0.0134
912797KM8	126862	US Treasury	04/30/2024	09/26/2024	0.000	5.371	278,000.00	273,187.33	5,948.66	0.00	0.9786	117	0.32	0.0025
912828Y87	126695	US Treasury	12/05/2023	07/31/2024	1.750	5.224	10,000,000.00	9,997,698.53	221,093.70	58,653.85	0.9779	60	0.16	0.0011
91417K2W0	125496	MUNI: UNIV COLORADO	05/17/2021	06/01/2025	2.347	0.650	3,690,000.00	3,488,507.55	(249,185.70)	43,302.15	1.0675	365	0.98	0.0152
N/A	125431	Goldman Sachs M-Mkt	04/15/2021	06/03/2024	4.930	4.930	2,022,138.52	2,022,138.52	0.00	9,102.40	1.0000	2	0.01	0.0000
N/A	125476	ARP 21B SUB SBA	04/30/2021	06/03/2024	5.490	5.490	31,227,260.36	31,227,260.36	0.00	152,283.28	1.0000	2	0.01	0.0000
					3.157	3.143	86,862,398.88	84,534,151.52	(1,336,317.05)	470,520.45	1.0154	206	0.56	0.0088
ALL REQUIREMENTS CONTINGENCY														
74153WCL1	125397	CORP: PRICOA GL FD	03/25/2021	09/23/2024	2.400	0.610	1,000,000.00	994,955.02	(61,800.00)	4,533.33	1.0618	114	0.31	0.0025
VP4560000	124582	Principal	11/04/2019	06/03/2024	5.180	5.180	444,943.79	444,943.79	0.00	2,043.75	1.0000	2	0.01	0.0000
					3.256	2.017	1,444,943.79	1,439,898.81	(61,800.00)	6,577.08	1.0428	80	0.22	0.0017
ALL REQUIREMENTS DEBT SERVICE 2015B														
912797KM8	126854	US Treasury	04/30/2024	09/26/2024	0.000	5.371	4,800,000.00	4,716,903.51	102,710.67	0.00	0.9786	117	0.32	0.0025
91282CFN6	126897	US Treasury	05/30/2024	09/30/2024	4.250	5.325	1,000,000.00	1,003,228.22	3,671.87	7,199.45	0.9963	121	0.33	0.0027
N/A	118434	Goldman Sachs M-Mkt	01/28/2016	06/03/2024	4.930	4.930	22,633.31	22,633.31	0.00	667.81	1.0000	2	0.01	0.0000
					0.749	5.361	5,822,633.31	5,742,765.04	106,382.54	7,867.26	0.9817	117	0.32	0.0025
ALL REQUIREMENTS DEBT SERVICE 2016A														
912797KM8	126855	US Treasury	04/30/2024	09/26/2024	0.000	5.371	19,000,000.00	18,671,076.39	406,563.06	0.00	0.9786	117	0.32	0.0025
91282CFN6	126895	US Treasury	05/30/2024	09/30/2024	4.250	5.325	3,650,000.00	3,661,782.99	13,402.34	26,278.01	0.9963	121	0.33	0.0027
N/A	118861	Goldman Sachs M-Mkt	05/12/2016	06/03/2024	4.930	4.930	17,638.98	17,638.98	0.00	1,234.42	1.0000	2	0.01	0.0000
					0.688	5.363	22,667,638.98	22,350,498.36	419,965.40	27,512.43	0.9815	118	0.32	0.0025

Investment Report

June 1, 2024

<u>CUSIP</u>	<u>ContNo</u>	<u>Issuer</u>	<u>Purchase Date</u>	<u>Maturity Date</u>	<u>Coupon</u>	<u>Yield to Maturity</u>	<u>Current Par</u>	<u>Market Value</u>	<u>(Premium)/Discount</u>	<u>Accrued Interest</u>	<u>Original Cost</u>	<u>Days To Maturity</u>	<u>Duration</u>	<u>Convexity</u>
ALL REQUIREMENTS DEBT SERVICE 2017A														
912797KM8	126856	US Treasury	04/30/2024	09/26/2024	0.000	5.371	385,000.00	378,334.97	8,238.25	0.00	0.9786	117	0.32	0.0025
91282CFN6	126884	US Treasury	05/30/2024	09/30/2024	4.250	5.325	275,000.00	275,887.76	1,009.77	1,979.85	0.9963	121	0.33	0.0027
N/A	120615	Goldman Sachs M-Mkt	06/30/2017	06/03/2024	4.930	4.930	26,891.20	26,891.20	0.00	138.54	1.0000	2	0.01	0.0000
					1.895	5.335	686,891.20	681,113.93	9,248.02	2,118.39	0.9865	114	0.31	0.0025
ALL REQUIREMENTS DEBT SERVICE 2017B														
912797KM8	126857	US Treasury	04/30/2024	09/26/2024	0.000	5.371	5,400,000.00	5,306,516.45	115,549.50	0.00	0.9786	117	0.32	0.0025
91282CFN6	126883	US Treasury	05/30/2024	09/30/2024	4.250	5.325	900,000.00	902,905.39	3,304.69	6,479.51	0.9963	121	0.33	0.0027
N/A	120616	Goldman Sachs M-Mkt	06/30/2017	06/03/2024	4.930	4.930	16,458.71	16,458.71	0.00	592.47	1.0000	2	0.01	0.0000
					0.618	5.363	6,316,458.71	6,225,880.55	118,854.19	7,071.98	0.9812	117	0.32	0.0025
ALL REQUIREMENTS DEBT SERVICE 2018A														
912797KM8	126858	US Treasury	04/30/2024	09/26/2024	0.000	5.371	190,000.00	186,710.76	4,065.63	0.00	0.9786	117	0.32	0.0025
91282CFN6	126885	US Treasury	05/30/2024	09/30/2024	4.250	5.325	160,000.00	160,516.51	587.50	1,151.91	0.9963	121	0.33	0.0027
N/A	122318	Goldman Sachs M-Mkt	07/26/2018	06/03/2024	4.930	4.930	20,231.94	20,231.94	0.00	71.07	1.0000	2	0.01	0.0000
					2.106	5.327	370,231.94	367,459.21	4,653.13	1,222.98	0.9874	112	0.31	0.0024
ALL REQUIREMENTS DEBT SERVICE 2019A														
912797KM8	126859	US Treasury	04/30/2024	09/26/2024	0.000	5.371	335,000.00	329,200.56	7,168.35	0.00	0.9786	117	0.32	0.0025
91282CFN6	126886	US Treasury	05/30/2024	09/30/2024	4.250	5.325	300,000.00	300,968.46	1,101.56	2,159.84	0.9963	121	0.33	0.0027
N/A	124837	Goldman Sachs M-Mkt	11/25/2019	06/03/2024	4.930	4.930	22,456.09	22,456.09	0.00	132.83	1.0000	2	0.01	0.0000
					2.108	5.335	657,456.09	652,625.11	8,269.91	2,292.67	0.9874	115	0.31	0.0025
ALL REQUIREMENTS DEBT SERVICE 2021A														
912797KM8	126860	US Treasury	04/30/2024	09/26/2024	0.000	5.371	140,000.00	137,576.35	2,995.73	0.00	0.9786	117	0.32	0.0025
91282CFN6	126887	US Treasury	05/30/2024	09/30/2024	4.250	5.325	90,000.00	90,290.54	330.47	647.95	0.9963	121	0.33	0.0027
N/A	125470	Goldman Sachs M-Mkt	04/30/2021	06/03/2024	4.930	4.930	5,989.07	5,989.07	0.00	45.06	1.0000	2	0.01	0.0000
					1.746	5.342	235,989.07	233,855.96	3,326.20	693.01	0.9859	116	0.32	0.0025
ALL REQUIREMENTS DEBT SERVICE 2021B														
912797KM8	126861	US Treasury	04/30/2024	09/26/2024	0.000	5.371	475,000.00	466,776.91	10,164.08	0.00	0.9786	117	0.32	0.0025
91282CFN6	126896	US Treasury	05/30/2024	09/30/2024	4.250	5.325	120,000.00	120,387.39	440.62	863.93	0.9963	121	0.33	0.0027
N/A	125477	Goldman Sachs M-Mkt	05/04/2021	06/03/2024	4.930	4.930	10,449.34	10,449.34	0.00	82.41	1.0000	2	0.01	0.0000
					0.927	5.354	605,449.34	597,613.64	10,604.70	946.34	0.9825	116	0.32	0.0025

Investment Report

June 1, 2024

<u>CUSIP</u>	<u>ContNo</u>	<u>Issuer</u>	<u>Purchase Date</u>	<u>Maturity Date</u>	<u>Coupon</u>	<u>Yield to Maturity</u>	<u>Current Par</u>	<u>Market Value</u>	<u>(Premium)/Discount</u>	<u>Accrued Interest</u>	<u>Original Cost</u>	<u>Days To Maturity</u>	<u>Duration</u>	<u>Convexity</u>
ALL REQUIREMENTS GENERAL RESERVE														
01626FFC7	126835	CP: ALINGHI FUNDING	04/24/2024	06/12/2024	0.000	5.998	500,000.00	499,517.76	3,983.16	0.00	0.0600	11	0.03	0.0002
06741FMG9	126836	CP: Barclays	04/24/2024	12/16/2024	0.000	5.550	500,000.00	491,459.70	17,273.92	0.00	0.0555	198	0.54	0.0055
06741FML8	126878	CP: Barclays	05/28/2024	12/20/2024	0.000	5.643	500,000.00	491,290.17	15,392.78	0.00	0.9692	202	0.55	0.0056
254673MP8	126585	CD: Discover Bank	08/23/2023	02/22/2028	3.000	3.000	245,000.00	225,257.46	0.00	2,013.70	1.0000	1,361	3.52	0.1478
3130AWS92	126736	FHLB	01/05/2024	09/12/2025	4.875	4.540	1,000,000.00	1,005,087.70	(5,317.00)	10,697.92	1.0053	468	1.25	0.0228
3130AYCN4	126732	FHLB	01/05/2024	01/03/2025	4.750	4.860	1,000,000.00	1,016,176.68	1,060.00	19,527.78	0.9989	216	0.58	0.0068
3130AYDV5	126738	FHLB - Callable	01/08/2024	01/08/2026	4.850	4.850	1,000,000.00	1,011,968.32	0.00	19,265.28	1.0000	586	1.53	0.0331
3135GAG54	126842	FNMA - Callable	04/24/2024	09/30/2024	5.250	5.250	400,000.00	403,395.95	31.14	3,558.33	0.9999	121	0.33	0.0027
45685QPA1	126871	CP: ING Funding	05/08/2024	02/10/2025	0.000	5.575	1,000,000.00	978,193.86	40,628.12	0.00	0.9594	254	0.70	0.0081
57629WCE8	126526	CORP: MASSMUTUAL	07/25/2023	06/22/2024	2.750	5.675	500,000.00	505,137.26	12,785.00	6,072.92	0.9744	21	0.06	0.0004
63873JG87	126844	CP: NATIXIS NY	04/24/2024	07/08/2024	0.000	5.921	500,000.00	498,385.74	6,026.63	0.00	0.0592	37	0.10	0.0006
75951AAL2	126841	CORP: TOMARI	04/24/2024	10/30/2024	2.500	5.700	500,000.00	495,029.86	8,036.70	1,076.39	0.0570	151	0.41	0.0037
912797HE0	126845	US Treasury	04/24/2024	10/31/2024	0.000	5.404	500,000.00	488,853.75	13,644.10	0.00	0.9727	152	0.42	0.0036
91282CFQ9	126770	US Treasury	02/07/2024	10/31/2024	4.375	4.975	500,000.00	499,783.17	2,171.20	1,912.57	0.9957	152	0.42	0.0037
91282CFX4	126843	US Treasury	04/24/2024	11/30/2024	4.500	5.096	300,000.00	298,730.46	1,114.21	36.89	0.0510	182	0.50	0.0049
VP4560000	124710	Principal	11/25/2019	06/03/2024	5.180	5.180	489,571.95	489,571.95	0.00	4,046.87	1.0000	2	0.01	0.0000
					2.757	5.210	9,434,571.95	9,397,839.79	116,829.96	68,208.65	0.7616	257	0.69	0.0128
ALL REQUIREMENTS O&M														
24422EWS4	126820	CORP: JOHN DEERE	04/05/2024	03/03/2025	5.150	5.178	3,000,000.00	3,033,489.09	870.00	37,766.67	0.9997	275	0.74	0.0098
3133EPJ71	126692	FFCB	12/05/2023	12/04/2024	5.125	5.100	2,000,000.00	2,048,379.09	(476.00)	50,395.83	1.0002	186	0.50	0.0056
45685QPA1	126868	CP: ING Funding	05/08/2024	02/10/2025	0.000	5.575	2,000,000.00	1,956,387.72	81,256.24	0.00	0.9594	254	0.70	0.0081
63873JG87	126633	CP: NATIXIS NY	10/31/2023	07/08/2024	0.000	5.921	5,000,000.00	4,991,959.75	196,616.67	0.00	0.9607	37	0.10	0.0006
68608VDV3	125401	MUNI: Oregon State	03/26/2021	05/01/2025	3.069	0.900	1,000,000.00	959,749.00	(87,050.00)	2,557.50	1.0871	334	0.91	0.0129
912828YM6	125836	US Treasury	03/18/2022	10/31/2024	1.500	1.035	1,000,000.00	943,823.35	(11,996.28)	1,304.35	0.0104	152	0.42	0.0033
91282CDS7	126813	US Treasury	04/04/2024	01/15/2025	1.125	5.125	1,000,000.00	932,895.61	30,234.37	4,265.11	0.9698	228	0.62	0.0069
91282CFX4	126496	US Treasury	06/15/2023	11/30/2024	4.500	5.058	500,000.00	497,914.12	3,902.09	62.50	0.9922	182	0.50	0.0049
N/A	125279	All Req. SBA	11/05/2020	06/03/2024	5.490	5.490	22,170,909.40	22,170,909.40	0.00	108,118.94	1.0000	2	0.01	0.0000
VP4560000	124611	Principal	11/21/2019	06/03/2024	5.180	5.180	29,035,600.21	29,035,600.21	0.00	88,735.04	1.0000	2	0.01	0.0000
					4.584	5.220	66,706,509.61	66,571,107.34	213,357.09	293,205.94	0.9818	42	0.11	0.0013

Investment Report

June 1, 2024

<u>CUSIP</u>	<u>ContNo</u>	<u>Issuer</u>	<u>Purchase Date</u>	<u>Maturity Date</u>	<u>Coupon</u>	<u>Yield to Maturity</u>	<u>Current Par</u>	<u>Market Value</u>	<u>(Premium)/Discount</u>	<u>Accrued Interest</u>	<u>Original Cost</u>	<u>Days To Maturity</u>	<u>Duration</u>	<u>Convexity</u>
ALL REQUIREMENTS RENEWAL & REPLACEMENT														
037833BY5	125408	CORP: APPLE INC	03/30/2021	02/23/2026	3.250	1.233	1,500,000.00	1,470,831.66	(143,370.00)	13,270.83	1.0956	632	1.68	0.0382
06406HCX5	125834	CORP: Bank of NY	03/17/2022	09/11/2024	3.250	2.403	2,000,000.00	2,001,804.91	(40,600.00)	14,444.44	1.0203	102	0.28	0.0021
283770NU5	125405	MUNI: EL PASO SCHOOL	03/29/2021	08/15/2026	5.000	0.996	1,500,000.00	1,530,709.08	(313,680.00)	22,083.33	1.2091	805	2.09	0.0569
3130ATVD6	126406	FHLB	04/27/2023	09/13/2024	4.875	4.553	1,500,000.00	1,513,713.30	(6,300.00)	15,843.75	1.0042	104	0.28	0.0022
3130AVHB1	126350	FHLB - Callable	03/30/2023	03/28/2025	5.375	5.375	1,000,000.00	1,009,703.85	0.00	9,406.25	1.0000	300	0.81	0.0111
3130AWLY4	126772	FHLB	02/08/2024	06/13/2025	5.125	4.594	1,500,000.00	1,532,827.27	(10,200.00)	35,875.00	1.0068	377	1.00	0.0162
3130AYCN4	126734	FHLB	01/08/2024	01/03/2025	4.750	4.835	1,500,000.00	1,524,265.02	1,223.08	29,291.67	0.9992	216	0.58	0.0068
313384YV5	126693	FHLB DN	12/05/2023	07/01/2024	0.000	5.295	2,000,000.00	1,995,649.69	58,926.38	0.00	0.9705	30	0.08	0.0005
3133EPCW3	126329	FFCB	03/10/2023	03/10/2025	5.000	5.170	750,000.00	756,535.18	2,393.35	8,437.50	0.9968	282	0.76	0.0101
3134GYJY9	126307	FHLMC - Callable	02/28/2023	08/28/2024	5.300	5.300	1,500,000.00	1,520,177.75	0.00	20,537.50	1.0000	88	0.24	0.0017
31422XPY2	126604	FAMCA	09/28/2023	06/03/2024	0.650	5.613	2,000,000.00	2,005,909.77	65,400.00	6,427.78	0.9673	2	0.01	0.0000
37828VJ38	126867	CP: Glencove Fdg	05/08/2024	09/03/2024	0.000	5.526	4,000,000.00	3,967,270.47	70,013.33	0.00	0.9825	94	0.26	0.0019
63743HFE7	126514	CORP: Natl Rural Ut	07/12/2023	06/15/2025	3.450	5.400	1,000,000.00	998,201.63	35,232.60	15,908.33	0.9648	379	1.01	0.0165
64971XEK0	125399	MUNI: NYC Trans Fin	03/25/2021	08/01/2026	3.430	1.110	1,500,000.00	1,429,955.00	(180,225.00)	17,150.00	1.1202	791	2.09	0.0557
64971XEK0	125403	MUNI: NYC Trans Fin	03/29/2021	08/01/2026	3.430	1.106	1,500,000.00	1,429,955.00	(180,225.00)	17,150.00	1.1202	791	2.09	0.0557
64971XJB5	126774	MUNI: NYC	02/09/2024	11/01/2025	2.740	4.530	1,450,000.00	1,448,951.74	42,717.00	3,310.83	0.9705	518	1.40	0.0276
6944PL2B4	126739	CORP: PACIFIC LIFE	01/09/2024	06/24/2025	1.200	4.940	1,500,000.00	1,446,959.07	77,925.00	8,000.00	0.9481	388	1.05	0.0168
74153WCQ0	126875	CORP: PRICOA GL FD	05/09/2024	12/06/2024	1.150	5.503	2,000,000.00	1,967,880.69	48,643.50	11,180.56	0.9757	188	0.51	0.0054
74153WCR8	126804	CORP: PRICOA GL FD	03/22/2024	08/28/2025	4.200	5.162	1,530,000.00	1,529,455.69	20,393.78	16,600.50	0.9867	453	1.21	0.0218
882724RB5	125406	MUNI: STATE OF TEXAS	03/29/2021	10/01/2026	5.000	0.964	2,000,000.00	2,026,549.67	(431,860.00)	16,666.67	1.2159	852	2.21	0.0627
902273WX5	121455	MUNI: TYLER	12/08/2017	02/15/2026	5.000	1.870	700,000.00	746,809.91	(165,564.00)	10,288.46	1.2365	624	1.64	0.0376
91282CFX4	126788	US Treasury	02/21/2024	11/30/2024	4.500	5.096	2,000,000.00	1,991,536.40	9,062.00	245.90	0.9955	182	0.50	0.0049
91282CJT9	126751	US Treasury	01/19/2024	01/15/2027	4.000	4.135	2,000,000.00	1,999,637.97	7,500.00	30,329.67	0.9963	958	2.48	0.0770
VP4560000	124585	Principal	11/04/2019	06/03/2024	5.180	5.180	4,566,790.11	4,566,790.11	0.00	23,036.34	1.0000	2	0.01	0.0000
					3.336	4.170	42,496,790.11	42,412,080.83	(1,032,593.98)	345,485.31	1.0243	331	0.88	0.0194
ALL REQUIREMENTS SOLAR O&M														
VP4560000	125040	Principal	04/27/2020	06/03/2024	5.180	5.180	2,019,485.15	2,019,485.15	0.00	9,275.70	1.0000	2	0.01	0.0000
					5.180	5.180	2,019,485.15	2,019,485.15	0.00	9,275.70	1.0000	2	0.01	0.0000
ALL REQUIREMENTS SUBORDINATE DEBT														
N/A	125086	Goldman Sachs M-Mkt	05/29/2020	06/03/2024	4.930	4.930	2.69	2.69	0.00	0.01	1.0000	2	0.01	0.0000
					4.930	4.930	2.69	2.69	0.00	0.01	1.0000	2	0.01	0.0000
ARP PLOAN DEBT SVC 2022 BNY														
X9X9USDADM1	126130	MORGAN STANLEY LIQ	10/25/2022	06/03/2024	4.980	4.980	90,319.28	90,319.28	0.00	397.16	1.0000	2	0.01	0.0000
					4.980	4.980	90,319.28	90,319.28	0.00	397.16	1.0000	2	0.01	0.0000
ARP PLOAN DEBT SVC 2022 TD BANK														
N/A	126185	Goldman Sachs M-Mkt	10/25/2022	06/03/2024	4.930	4.930	27.38	27.38	0.00	0.11	1.0000	2	0.01	0.0000
					4.930	4.930	27.38	27.38	0.00	0.11	1.0000	2	0.01	0.0000

Investment Report

June 1, 2024

<u>CUSIP</u>	<u>ContNo</u>	<u>Issuer</u>	<u>Purchase Date</u>	<u>Maturity Date</u>	<u>Coupon</u>	<u>Yield to Maturity</u>	<u>Current Par</u>	<u>Market Value</u>	<u>(Premium)/Discount</u>	<u>Accrued Interest</u>	<u>Original Cost</u>	<u>Days To Maturity</u>	<u>Duration</u>	<u>Convexity</u>
ARP PLOAN PROJ FD 2022 BNY														
912797KF3	126786	US Treasury	02/21/2024	06/18/2024	0.000	5.376	15,000,000.00	14,961,608.31	255,568.33	0.00	0.9830	17	0.05	0.0002
X9X9USDADM1	126088	MORGAN STANLEY LIQ	09/30/2022	06/03/2024	4.980	4.980	255,568.33	255,568.33	0.00	1,127.49	1.0000	2	0.01	0.0000
					0.083	5.370	15,255,568.33	15,217,176.64	255,568.33	1,127.49	0.9832	17	0.05	0.0002
ARP PLOAN REV FD 22 BNY														
X9X9USDADM1	126611	MORGAN STANLEY LIQ	05/02/2023	06/03/2024	4.980	4.980	4.65	4.65	0.00	0.32	1.0000	2	0.01	0.0000
					4.980	4.980	4.65	4.65	0.00	0.32	1.0000	2	0.01	0.0000
		ARP Pool Summary			3.033	4.375	263,184,218.66	260,051,042.42	(1,145,558.05)	1,258,391.63	0.9924	160	0.43	0.0072
Bushnell Rate Stabilization Fund														
VP4560000	124580	Principal	11/04/2019	06/03/2024	5.180	5.180	84,660.85	84,660.85	0.00	388.88	1.0000	2	0.01	0.0000
					5.180	5.180	84,660.85	84,660.85	0.00	388.88	1.0000	2	0.01	0.0000
		BUSH Pool Summary			5.180	5.180	84,660.85	84,660.85	0.00	388.88	1.0000	2	0.01	0.0000
FMPA CLEWISTON PL 2021 DEBT SERVICE FUND														
N/A	126074	Goldman Sachs M-Mkt	08/31/2021	06/03/2024	4.930	4.930	89.89	89.89	0.00	0.38	1.0000	2	0.01	0.0000
					4.930	4.930	89.89	89.89	0.00	0.38	1.0000	2	0.01	0.0000
FMPA CLEWISTON PL 2021 PROCEEDS														
N/A	125651	Goldman Sachs M-Mkt	09/30/2021	06/03/2024	4.930	4.930	1,191,711.65	1,191,711.65	0.00	5,204.15	1.0000	2	0.01	0.0000
					4.930	4.930	1,191,711.65	1,191,711.65	0.00	5,204.15	1.0000	2	0.01	0.0000
FMPA CLEWISTON PL 2021 REVENUE & EXPENSE														
N/A	126075	Goldman Sachs M-Mkt	09/23/2022	06/03/2024	4.930	4.930	19.45	19.45	0.00	0.09	1.0000	2	0.01	0.0000
					4.930	4.930	19.45	19.45	0.00	0.09	1.0000	2	0.01	0.0000
		CLEW Pool Summary			4.930	4.930	1,191,820.99	1,191,820.99	0.00	5,204.62	1.0000	2	0.01	0.0000
FMPA Pool Loan Working Capital														
VP4560000	124586	Principal	11/04/2019	06/03/2024	5.180	5.180	14,835.92	14,835.92	0.00	68.35	1.0000	2	0.01	0.0000
					5.180	5.180	14,835.92	14,835.92	0.00	68.35	1.0000	2	0.01	0.0000
		FMPA Pool Summary			5.180	5.180	14,835.92	14,835.92	0.00	68.35	1.0000	2	0.01	0.0000
FMPA PL HOMESTEAD PROJECT FUND 2021														
N/A	125532	Goldman Sachs M-Mkt	06/28/2021	06/03/2024	4.930	4.930	4,210,541.20	4,210,541.20	0.00	18,387.24	1.0000	2	0.01	0.0000
					4.930	4.930	4,210,541.20	4,210,541.20	0.00	18,387.24	1.0000	2	0.01	0.0000
FMPA PL HOMESTEAD REVENUE EXPENSE FUND 2021														
N/A	125848	Goldman Sachs M-Mkt	03/25/2022	04/04/2042	4.930	4.930	19.17	19.17	0.00	0.09	1.0000	6,516	17.84	3.2715
					4.930	4.930	19.17	19.17	0.00	0.09	1.0000	6,516	17.84	3.2715
HOMESTEAD PL DEBT SERVICE 2022														
N/A	126363	Goldman Sachs M-Mkt	03/16/2023	06/03/2024	4.930	4.930	424.02	424.02	0.00	1.87	1.0000	2	0.01	0.0000
					4.930	4.930	424.02	424.02	0.00	1.87	1.0000	2	0.01	0.0000

Investment Report

June 1, 2024

<u>CUSIP</u>	<u>ContNo</u>	<u>Issuer</u>	<u>Purchase Date</u>	<u>Maturity Date</u>	<u>Coupon</u>	<u>Yield to Maturity</u>	<u>Current Par</u>	<u>Market Value</u>	<u>(Premium)/Discount</u>	<u>Accrued Interest</u>	<u>Original Cost</u>	<u>Days To Maturity</u>	<u>Duration</u>	<u>Convexity</u>
HOMESTEAD PL PROJECT FUND 2022														
3130ATVC8	126189	FHLB	12/07/2022	06/14/2024	4.875	4.713	1,000,000.00	1,022,417.94	(2,350.00)	22,614.58	1.0024	13	0.04	0.0002
N/A	126181	Goldman Sachs M-Mkt	11/17/2022	06/03/2024	4.930	4.930	3,970,319.23	3,970,319.23	0.00	17,338.18	1.0000	2	0.01	0.0000
					4.919	4.886	4,970,319.23	4,992,737.17	(2,350.00)	39,952.76	1.0005	4	0.01	0.0001
HOMESTEAD PL REVENUE EXPESNE 2022														
N/A	126364	Goldman Sachs M-Mkt	03/16/2023	06/03/2024	4.930	4.930	15.89	15.89	0.00	0.05	1.0000	2	0.01	0.0000
					4.930	4.930	15.89	15.89	0.00	0.05	1.0000	2	0.01	0.0000
		HMST Pool Summary			4.924	4.906	9,181,319.51	9,203,737.45	(2,350.00)	58,342.01	1.0003	3	0.01	0.0001
FMPA PL HOMESTEAD DEBT SERVICE 2021														
N/A	125650	Goldman Sachs M-Mkt	09/24/2021	06/03/2024	4.930	4.930	244.89	244.89	0.00	1.07	1.0000	2	0.01	0.0000
					4.930	4.930	244.89	244.89	0.00	1.07	1.0000	2	0.01	0.0000
		HOME Pool Summary			4.930	4.930	244.89	244.89	0.00	1.07	1.0000	2	0.01	0.0000
Kissimmee Rate Stabilization Fund														
VP4560000	124581	Principal	11/04/2019	06/03/2024	5.180	5.180	1,011,456.29	1,011,456.29	0.00	628.08	1.0000	2	0.01	0.0000
					5.180	5.180	1,011,456.29	1,011,456.29	0.00	628.08	1.0000	2	0.01	0.0000
		KUA Pool Summary			5.180	5.180	1,011,456.29	1,011,456.29	0.00	628.08	1.0000	2	0.01	0.0000
FMPA PL BUSHNELL Debt Service														
N/A	124748	Goldman Sachs M-Mkt	12/10/2019	06/03/2024	4.930	4.930	746.44	746.44	0.00	3.25	1.0000	2	0.01	0.0000
					4.930	4.930	746.44	746.44	0.00	3.25	1.0000	2	0.01	0.0000
FMPA PL BUSHNELL Revenue Fund														
N/A	125799	Goldman Sachs M-Mkt	02/01/2022	06/03/2024	4.930	4.930	25.38	25.38	0.00	0.11	1.0000	2	0.01	0.0000
					4.930	4.930	25.38	25.38	0.00	0.11	1.0000	2	0.01	0.0000
		POOL Pool Summary			4.930	4.930	771.82	771.82	0.00	3.36	1.0000	2	0.01	0.0000
St Lucie Contingency														
052404QH6	126702	MUNI: Austin College	12/19/2023	02/01/2027	1.361	4.476	500,000.00	482,157.39	44,855.00	2,268.33	0.9103	975	2.62	0.0834
64952WEJ8	126703	CORP: NYLIFE	12/19/2023	10/29/2024	0.900	5.204	500,000.00	491,190.26	17,903.00	400.00	0.9642	150	0.41	0.0036
6944PL2B4	125378	CORP: PACIFIC LIFE	02/19/2021	06/24/2025	1.200	0.849	500,000.00	482,319.68	(7,450.00)	2,666.67	1.0149	388	1.05	0.0168
75951AAP3	126415	CORP: Reliance Stand	04/28/2023	05/07/2025	2.750	5.090	500,000.00	489,671.92	22,248.88	916.67	0.9555	340	0.92	0.0134
VP4560000	124587	Principal	11/04/2019	06/03/2024	5.180	5.180	527,777.25	527,777.25	0.00	2,417.33	1.0000	2	0.01	0.0000
					2.310	4.171	2,527,777.25	2,473,116.50	77,556.88	8,669.00	0.9693	367	0.99	0.0232
St Lucie Debt Service 2013A														
912797KM8	126847	US Treasury	04/30/2024	09/26/2024	0.000	5.371	860,000.00	845,111.88	18,402.33	0.00	0.9786	117	0.32	0.0025
91282CFN6	126891	US Treasury	05/30/2024	09/30/2024	4.250	5.325	115,000.00	115,371.24	422.27	827.94	0.9963	121	0.33	0.0027
X9X9USDADM1	123469	MORGAN STANLEY LIQ	03/05/2019	06/03/2024	4.980	4.980	31,809.59	31,809.59	0.00	118.09	1.0000	2	0.01	0.0000
					0.643	5.353	1,006,809.59	992,292.71	18,824.60	946.03	0.9813	114	0.31	0.0024

Investment Report

June 1, 2024

<u>CUSIP</u>	<u>ContNo</u>	<u>Issuer</u>	<u>Purchase Date</u>	<u>Maturity Date</u>	<u>Coupon</u>	<u>Yield to Maturity</u>	<u>Current Par</u>	<u>Market Value</u>	<u>(Premium)/Discount</u>	<u>Accrued Interest</u>	<u>Original Cost</u>	<u>Days To Maturity</u>	<u>Duration</u>	<u>Convexity</u>
ST LUCIE DEBT SERVICE 2021A														
912797KM8	126848	US Treasury	04/30/2024	09/26/2024	0.000	5.371	995,000.00	977,774.79	21,291.07	0.00	0.9786	117	0.32	0.0025
91282CFN6	126892	US Treasury	05/30/2024	09/30/2024	4.250	5.325	160,000.00	160,516.51	587.50	1,151.91	0.9963	121	0.33	0.0027
X9X9USDADM1	125669	MORGAN STANLEY LIQ	10/20/2021	06/03/2024	4.980	4.980	27,706.32	27,706.32	0.00	150.24	1.0000	2	0.01	0.0000
					0.692	5.356	1,182,706.32	1,165,997.62	21,878.57	1,302.15	0.9815	115	0.31	0.0025
ST LUCIE DEBT SERVICE 2021B														
912797KM8	126849	US Treasury	04/30/2024	09/26/2024	0.000	5.371	150,000.00	147,403.23	3,209.71	0.00	0.9786	117	0.32	0.0025
91282CFN6	126893	US Treasury	05/30/2024	09/30/2024	4.250	5.325	140,000.00	140,451.95	514.06	1,007.92	0.9963	121	0.33	0.0027
X9X9USDADM1	126049	MORGAN STANLEY LIQ	07/27/2022	06/03/2024	4.980	4.980	6,985.11	6,985.11	0.00	66.17	1.0000	2	0.01	0.0000
					2.121	5.340	296,985.11	294,840.29	3,723.77	1,074.09	0.9875	116	0.32	0.0025
St Lucie Decommissioning														
06051GFX2	126371	CORP: BANK OF AMER	04/18/2023	04/19/2026	3.500	4.685	5,000,000.00	4,894,334.58	164,200.00	20,416.67	0.9672	687	1.83	0.0441
06741FKF3	126825	CP: Barclays	04/11/2024	10/15/2024	0.000	5.584	10,000,000.00	9,882,047.81	277,383.33	0.00	0.9723	136	0.37	0.0031
11042LHC7	126826	CP: Britannia	04/11/2024	08/12/2024	0.000	5.530	10,000,000.00	9,937,206.17	182,450.00	0.00	0.9818	72	0.20	0.0013
254845GR5	126423	MUNI: DC WATER	05/08/2023	10/01/2028	5.422	4.426	4,300,000.00	4,778,753.74	(203,433.00)	38,857.67	1.0473	1,583	3.90	0.1795
29449WAE7	126369	CORP: EQH	04/17/2023	01/09/2026	1.000	4.771	5,000,000.00	4,713,786.21	477,050.00	19,722.22	0.9046	587	1.59	0.0338
3130AWTR1	126576	FHLB	08/25/2023	09/08/2028	4.375	4.484	3,500,000.00	3,409,223.79	16,975.00	35,303.82	0.9952	1,560	3.91	0.1770
3133EPGT6	126394	FFCB	04/26/2023	04/26/2027	3.875	4.032	5,000,000.00	4,825,671.62	28,700.00	18,836.81	0.9943	1,059	2.76	0.0924
3133EPJP1	126427	FFCB	05/12/2023	05/12/2027	3.625	3.713	10,000,000.00	9,560,149.80	32,400.00	19,131.94	0.9968	1,075	2.81	0.0953
3133X8L34	109995	FHLB	07/28/2010	09/09/2024	5.365	3.850	500,000.00	512,217.64	(81,857.15)	6,110.14	1.1637	100	0.27	0.0021
3134GYNV0	126368	FHLMC - Callable	04/17/2023	04/17/2025	4.720	4.720	10,000,000.00	10,005,679.55	0.00	57,688.89	1.0000	320	0.86	0.0122
3135GAHR5	126447	FNMA - Callable	05/26/2023	05/22/2025	5.250	5.344	5,000,000.00	5,002,842.55	8,750.00	6,562.50	0.9983	355	0.96	0.0144
48133U5U2	126393	CORP: JP MORGAN	04/24/2023	04/24/2026	5.125	5.125	5,000,000.00	5,045,568.24	0.00	26,336.81	1.0000	692	1.82	0.0441
576000KW2	126424	MUNI: Mass School Bd	05/08/2023	06/15/2027	5.468	4.114	4,305,000.00	4,728,435.00	(217,789.95)	108,544.36	1.0506	1,109	2.77	0.0965
58989V2D5	126382	CORP: METLIFE	04/20/2023	09/14/2026	1.250	4.830	7,185,000.00	6,659,354.15	797,780.51	19,209.90	0.8890	835	2.25	0.0628
742651DZ2	126439	PEFCO	05/11/2023	10/15/2027	3.900	3.730	4,000,000.00	3,845,589.43	(27,520.00)	19,933.33	1.0069	1,231	3.17	0.1197
742651DZ2	126440	PEFCO	05/11/2023	10/15/2027	3.900	3.730	1,000,000.00	961,397.36	(6,880.00)	4,983.33	1.0069	1,231	3.17	0.1197
780082AD5	126370	CORP: ROYAL BK CA	04/17/2023	01/27/2026	4.650	4.900	5,000,000.00	5,052,322.01	32,450.00	80,083.33	0.9935	605	1.59	0.0352
78014RME7	126367	CORP: ROYAL BK CA	04/17/2023	10/17/2024	5.080	5.080	10,000,000.00	10,047,532.69	0.00	62,088.89	1.0000	138	0.37	0.0035
912797KM8	126853	US Treasury	04/30/2024	09/26/2024	0.000	5.371	135,000.00	132,662.91	2,888.74	0.00	0.9786	117	0.32	0.0025
912828J27	126785	US Treasury	02/21/2024	02/15/2025	2.000	4.991	5,000,000.00	4,916,637.78	141,796.87	29,395.60	0.9716	259	0.71	0.0089
91282CFN6	126879	US Treasury	05/30/2024	09/30/2024	4.250	5.325	130,000.00	130,419.67	477.34	935.93	0.9963	121	0.33	0.0027
X9X9USDADM1	123464	MORGAN STANLEY LIQ	03/06/2019	06/03/2024	4.980	4.980	6,002,586.40	6,002,586.40	0.00	26,231.64	1.0000	2	0.01	0.0000
					3.318	4.778	116,057,586.40	115,044,419.10	1,625,821.69	600,373.78	0.9860	585	1.53	0.0463

Investment Report

June 1, 2024

<u>CUSIP</u>	<u>ContNo</u>	<u>Issuer</u>	<u>Purchase Date</u>	<u>Maturity Date</u>	<u>Coupon</u>	<u>Yield to Maturity</u>	<u>Current Par</u>	<u>Market Value</u>	<u>(Premium)/Discount</u>	<u>Accrued Interest</u>	<u>Original Cost</u>	<u>Days To Maturity</u>	<u>Duration</u>	<u>Convexity</u>
St Lucie General Reserve														
01626FFC7	126661	CP: ALINGHI FUNDING	11/13/2023	06/12/2024	0.000	5.909	2,400,000.00	2,397,685.25	79,429.33	0.00	0.9669	11	0.03	0.0002
06375MCK9	126625	CORP: BMO	10/18/2023	10/18/2028	6.250	6.250	1,000,000.00	1,080,098.14	0.00	7,465.28	1.0000	1,600	3.90	0.1783
06406FAC7	122918	CORP: Bank of NY	12/21/2018	05/04/2026	2.800	3.670	2,000,000.00	1,928,166.32	111,512.24	4,200.00	0.9442	702	1.88	0.0458
06745QR434	126874	CP: Barclays	05/20/2024	05/20/2027	5.500	5.500	2,000,000.00	2,056,438.06	0.00	3,361.11	1.0000	1,083	2.78	0.0944
3130ATVD6	126405	FHLB	04/27/2023	09/13/2024	4.875	4.553	2,000,000.00	2,018,284.40	(8,400.00)	21,125.00	1.0042	104	0.28	0.0022
3130AUZC1	126416	FHLB	04/27/2023	03/14/2025	4.625	4.023	2,000,000.00	2,009,039.64	(14,600.01)	19,857.34	1.0073	286	0.77	0.0103
3130AWTR1	126600	FHLB	08/25/2023	09/08/2028	4.375	4.484	500,000.00	487,031.97	2,425.00	5,043.40	0.9952	1,560	3.91	0.1770
3130AXXF0	126694	FHLB - Callable	12/05/2023	11/27/2026	5.420	5.420	1,500,000.00	1,504,279.48	0.00	1,129.17	1.0000	909	2.36	0.0699
3130B0CP2	126794	FHLB	03/08/2024	09/04/2025	4.800	4.734	2,000,000.00	2,010,362.94	(1,860.00)	23,200.00	1.0009	460	1.22	0.0222
3133EPNB7	126499	FFCB	06/30/2023	06/20/2025	4.625	4.980	500,000.00	506,776.91	3,305.00	10,342.01	0.9934	384	1.02	0.0166
31422XB50	125995	FAMCA	07/28/2022	07/28/2025	3.630	3.666	1,500,000.00	1,490,285.50	1,500.00	18,603.75	0.9990	422	1.13	0.0193
606822AU8	124983	CORP: Mitsubishi UFG	03/10/2020	03/02/2025	3.777	1.625	1,000,000.00	997,796.27	(102,520.00)	9,337.58	1.1025	274	0.74	0.0097
62479LMD4	126800	CP: MUFG Bank	03/21/2024	12/13/2024	0.000	5.434	1,000,000.00	983,173.84	38,129.08	0.00	0.9619	195	0.53	0.0053
641062BK9	126798	CORP: NESNVX	03/11/2024	03/13/2026	5.250	4.798	2,000,000.00	2,032,884.56	(17,080.00)	22,750.00	1.0085	650	1.70	0.0396
64952WEY5	126662	CORP: NYLIFE	11/14/2023	01/09/2028	4.850	5.506	2,000,000.00	2,059,853.04	48,260.00	38,261.11	0.9759	1,317	3.30	0.1308
74368CBQ6	126435	CORP: PROTECTIVELIFE	05/17/2023	01/06/2026	5.366	4.590	2,000,000.00	2,053,501.44	(37,980.00)	43,226.11	1.0190	584	1.52	0.0331
91282CEQ0	125988	US Treasury	07/21/2022	05/15/2025	2.750	3.240	1,500,000.00	1,438,100.07	19,687.50	1,905.57	0.9869	348	0.95	0.0137
91282CFW6	126443	US Treasury	05/23/2023	11/15/2025	4.500	4.107	2,500,000.00	2,488,223.97	(22,849.83)	5,000.00	1.0091	532	1.43	0.0285
91282CGG0	126441	US Treasury	05/22/2023	01/31/2025	4.125	4.402	2,000,000.00	2,012,174.88	9,062.50	27,651.10	0.9955	244	0.66	0.0081
92818NGL6	124604	MUNI: VA STATE	11/20/2019	11/01/2024	2.200	2.101	2,000,000.00	1,911,461.89	(9,260.00)	3,788.89	1.0046	153	0.42	0.0036
VP4560000	124588	Principal	11/04/2019	06/03/2024	5.180	5.180	7,146,182.18	7,146,182.18	0.00	28,028.42	1.0000	2	0.01	0.0000
					4.175	4.581	40,546,182.18	40,611,800.75	98,760.81	294,275.84	0.9976	446	1.16	0.0320
ST LUCIE NUCLEAR FUEL STABILIZATION														
06741FK89	126795	CP: Barclays	03/08/2024	10/08/2024	0.000	5.499	1,000,000.00	988,805.09	31,148.89	0.00	0.9689	129	0.35	0.0029
3133EPNB7	126500	FFCB	06/30/2023	06/20/2025	4.625	4.980	1,250,000.00	1,266,942.27	8,262.50	25,855.03	0.9934	384	1.02	0.0166
64952WEK5	126805	CORP: NYLIFE	03/22/2024	01/14/2025	1.450	5.334	1,000,000.00	981,544.42	30,459.28	5,518.06	0.9695	227	0.62	0.0072
91282CGD7	126501	US Treasury	06/29/2023	12/31/2024	4.250	5.217	1,250,000.00	1,264,475.25	17,284.34	22,282.99	0.9862	213	0.57	0.0067
VP4560000	124589	Principal	11/04/2019	06/03/2024	5.180	5.180	3,021,760.60	3,021,760.60	0.00	12,977.29	1.0000	2	0.01	0.0000
					3.749	5.216	7,521,760.60	7,523,527.63	87,155.01	66,633.37	0.9884	147	0.40	0.0052
St Lucie O&M														
46849LTK7	126327	CORP: JACKSON NTL	03/09/2023	06/21/2024	2.650	0.884	560,000.00	565,728.05	(13,197.43)	6,595.56	0.0088	20	0.05	0.0003
62479LJG1	126710	CP: MUFG Bank	12/22/2023	09/16/2024	0.000	5.478	1,000,000.00	990,696.54	38,706.11	0.00	0.9613	107	0.29	0.0023
6944PL2B4	126740	CORP: PACIFIC LIFE	01/09/2024	06/24/2025	1.200	4.940	1,000,000.00	964,639.39	51,950.00	5,333.33	0.9481	388	1.05	0.0168
89236TGT6	126289	CORP: Toyota Motor	02/07/2023	02/13/2025	1.800	4.620	1,000,000.00	980,937.96	53,715.00	5,400.00	0.9463	257	0.70	0.0087
89236TJT3	126773	CORP: Toyota Motor	02/09/2024	01/13/2025	1.450	4.960	500,000.00	490,839.44	15,729.26	2,779.17	0.9685	226	0.62	0.0071
N/A	125280	ST LUCIE SBA	11/05/2020	06/03/2024	5.490	5.490	7,275,858.37	7,275,858.37	0.00	34,943.82	1.0000	2	0.01	0.0000
VP4560000	124612	Principal	11/21/2019	06/03/2024	5.180	5.180	2,451,926.59	2,451,926.59	0.00	9,430.67	1.0000	2	0.01	0.0000
					4.196	5.125	13,787,784.96	13,720,626.34	146,902.94	64,482.55	0.9481	65	0.18	0.0023

Investment Report

June 1, 2024

<u>CUSIP</u>	<u>ContNo</u>	<u>Issuer</u>	<u>Purchase Date</u>	<u>Maturity Date</u>	<u>Coupon</u>	<u>Yield to Maturity</u>	<u>Current Par</u>	<u>Market Value</u>	<u>(Premium)/Discount</u>	<u>Accrued Interest</u>	<u>Original Cost</u>	<u>Days To Maturity</u>	<u>Duration</u>	<u>Convexity</u>
St Lucie R&R														
01626FFC7	126659	CP: ALINGHI FUNDING	11/13/2023	06/12/2024	0.000	5.909	500,000.00	499,517.76	16,547.78	0.00	0.9669	11	0.03	0.0002
3130B0LP2	126833	FHLB - Callable	04/17/2024	09/17/2025	5.000	5.221	945,000.00	949,780.44	2,835.00	8,662.50	0.9970	473	1.26	0.0232
313384E88	126658	FHLB DN	11/13/2023	09/06/2024	0.000	5.452	500,000.00	492,945.84	21,253.19	0.00	0.9575	97	0.27	0.0019
3133EP2C8	126771	FFCB	02/08/2024	02/28/2025	4.750	4.772	500,000.00	504,023.30	100.00	6,135.42	0.9998	272	0.73	0.0095
3133ERBS9	126827	FFCB	04/17/2024	04/17/2025	5.125	5.194	500,000.00	502,243.40	330.00	3,131.94	0.9993	320	0.86	0.0122
59217GEW5	126872	CORP: METLIFE	05/09/2024	03/21/2025	2.800	5.357	500,000.00	492,950.28	10,705.00	2,722.22	0.9786	293	0.80	0.0106
62479LMD4	126799	CP: MUFG Bank	03/21/2024	12/13/2024	0.000	5.434	500,000.00	491,586.92	19,064.54	0.00	0.9619	195	0.53	0.0053
91282CEX5	126510	US Treasury	06/29/2023	06/30/2024	3.000	5.441	500,000.00	505,318.20	11,735.57	6,311.48	0.9765	29	0.08	0.0005
91282CFG1	126665	US Treasury	11/13/2023	08/31/2024	3.250	5.431	500,000.00	500,694.75	8,409.54	4,152.78	0.0543	91	0.26	0.0019
91282CFQ9	126660	US Treasury	11/13/2023	10/31/2024	4.375	5.371	500,000.00	499,876.68	4,628.91	1,902.17	0.9907	152	0.42	0.0037
VP4560000	124590	Principal	11/04/2019	06/03/2024	5.180	5.180	4,012,975.96	4,012,975.96	0.00	13,846.66	1.0000	2	0.01	0.0000
					3.929	5.276	9,457,975.96	9,451,913.53	95,609.53	46,865.17	0.9408	125	0.34	0.0048
STL Pool Summary					3.563	4.802	192,385,568.37	191,278,534.47	2,176,233.80	1,084,621.98	0.9833	470	1.23	0.0356
Stanton Contingency														
3130ARQ61	125890	FHLB	05/25/2022	10/21/2024	2.200	2.210	900,000.00	878,305.00	225.00	3,700.00	0.9998	142	0.39	0.0033
VP4560000	124591	Principal	11/04/2019	06/03/2024	5.180	5.180	258,086.59	258,086.59	0.00	1,185.46	1.0000	2	0.01	0.0000
					2.864	2.872	1,158,086.59	1,136,391.59	225.00	4,885.46	0.9998	111	0.30	0.0026
Stanton General Reserve														
3130A3GE8	126828	FHLB	04/17/2024	12/13/2024	2.750	5.290	2,000,000.00	1,998,886.67	32,390.31	25,666.67	0.9838	195	0.53	0.0058
313384YZ6	126768	FHLB DN	02/07/2024	07/05/2024	0.000	5.276	2,000,000.00	1,990,032.29	42,051.11	0.00	0.9790	34	0.09	0.0005
3135GAG54	126357	FNMA - Callable	03/31/2023	09/30/2024	5.250	5.250	500,000.00	504,244.94	0.00	4,447.92	1.0000	121	0.33	0.0027
45685QPA1	126870	CP: ING Funding	05/08/2024	02/10/2025	0.000	5.575	500,000.00	489,096.93	20,314.06	0.00	0.9594	254	0.70	0.0081
576051VX1	125492	MUNI: MASSWTR	05/13/2021	08/01/2024	1.862	0.413	1,000,000.00	952,926.67	(46,250.00)	6,206.67	1.0463	61	0.17	0.0009
62479LMD4	126801	CP: MUFG Bank	03/21/2024	12/13/2024	0.000	5.434	2,000,000.00	1,966,347.67	76,258.16	0.00	0.9619	195	0.53	0.0053
74368CBF0	126418	CORP: PROTECTIVELIFE	04/28/2023	07/05/2024	0.781	5.234	500,000.00	499,410.71	25,292.50	1,583.69	0.9494	34	0.09	0.0005
912796Y52	126728	US Treasury	01/05/2024	07/05/2024	0.000	5.258	1,500,000.00	1,492,341.26	38,220.00	0.00	0.9745	34	0.09	0.0005
VP4560000	124592	Principal	11/04/2019	06/03/2024	5.180	5.180	842,926.05	842,926.05	0.00	4,254.43	1.0000	2	0.01	0.0000
					1.360	4.860	10,842,926.05	10,736,213.19	188,276.14	42,159.38	0.9826	108	0.29	0.0028
Stanton O&M														
3133EPJ71	126687	FFCB	12/05/2023	12/04/2024	5.125	5.100	500,000.00	512,094.77	(119.00)	12,598.96	1.0002	186	0.50	0.0056
62455FHP4	126796	CP: Mountcliff Fund	03/11/2024	08/23/2024	0.000	5.490	1,000,000.00	992,768.20	24,154.17	0.00	0.9758	83	0.23	0.0016
N/A	125281	STANTON SBA	11/05/2020	06/03/2024	5.490	5.490	2,441,045.18	2,441,045.18	0.00	11,900.08	1.0000	2	0.01	0.0000
VP4560000	124615	Principal	11/21/2019	06/03/2024	5.180	5.180	1,760,149.86	1,760,149.86	0.00	7,631.99	1.0000	2	0.01	0.0000
					4.399	5.360	5,701,195.04	5,706,058.01	24,035.17	32,131.03	0.9958	32	0.09	0.0008

Investment Report

June 1, 2024

CUSIP	ContNo	Issuer	Purchase Date	Maturity Date	Coupon	Yield to Maturity	Current Par	Market Value	(Premium)/Discount	Accrued Interest	Original Cost	Days To Maturity	Duration	Convexity
Stanton R&R														
24422EWB1	126822	CORP: JOHN DEERE	04/05/2024	03/07/2025	2.125	5.176	500,000.00	490,591.26	13,575.00	2,479.17	0.9729	279	0.76	0.0098
313384YZ6	126769	FHLB DN	02/07/2024	07/05/2024	0.000	5.276	750,000.00	746,262.11	15,769.17	0.00	0.9790	34	0.09	0.0005
8672E2G93	126746	CP: SUNCORP	01/19/2024	07/09/2024	0.000	5.507	500,000.00	498,338.01	12,613.33	0.00	0.9748	38	0.10	0.0006
8672E2G93	126748	CP: SUNCORP	01/19/2024	07/09/2024	0.000	5.507	500,000.00	498,338.01	12,613.33	0.00	0.9748	38	0.10	0.0006
9128282N9	126704	US Treasury	12/15/2023	07/31/2024	2.125	5.091	500,000.00	500,814.08	9,062.50	3,561.13	0.9819	60	0.16	0.0011
91282CEX5	126519	US Treasury	07/24/2023	06/30/2024	3.000	5.334	500,000.00	505,318.20	10,513.82	6,311.48	0.9790	29	0.08	0.0005
91282CFQ9	126777	US Treasury	02/21/2024	10/31/2024	4.375	5.118	875,000.00	874,784.19	4,409.18	3,328.81	0.9950	152	0.42	0.0037
91282CFX4	126790	US Treasury	02/21/2024	11/30/2024	4.500	5.096	875,000.00	871,297.18	3,964.62	107.58	0.9955	182	0.50	0.0049
VP4560000	124596	Principal	11/04/2019	06/03/2024	5.180	5.180	1,132,314.62	1,132,314.62	0.00	5,002.06	1.0000	2	0.01	0.0000
					2.814	5.229	6,132,314.62	6,118,057.66	82,520.95	20,790.23	0.9865	88	0.24	0.0023
		STN Pool Summary			2.534	4.978	23,834,522.30	23,696,720.45	295,057.26	99,966.10	0.9876	85	0.23	0.0022
Stanton II Contingency														
3135GAG54	126358	FNMA - Callable	03/31/2023	09/30/2024	5.250	5.250	250,000.00	252,122.47	0.00	2,223.96	1.0000	121	0.33	0.0027
59217GEW5	126873	CORP: METLIFE	05/09/2024	03/21/2025	2.800	5.357	400,000.00	394,360.23	8,564.00	2,177.78	0.9786	293	0.80	0.0106
912796Y52	126729	US Treasury	01/05/2024	07/05/2024	0.000	5.258	250,000.00	248,723.54	6,370.00	0.00	0.9745	34	0.09	0.0005
VP4560000	124593	Principal	11/04/2019	06/03/2024	5.180	5.180	254,038.39	254,038.39	0.00	1,673.98	1.0000	2	0.01	0.0000
					3.248	5.273	1,154,038.39	1,149,244.63	14,934.00	6,075.72	0.9871	136	0.37	0.0044
STANTON II DEBT SERVICE 2017A														
912797KM8	126850	US Treasury	04/30/2024	09/26/2024	0.000	5.371	275,000.00	270,239.26	5,884.47	0.00	0.9786	117	0.32	0.0025
91282CFN6	126890	US Treasury	05/30/2024	09/30/2024	4.250	5.325	70,000.00	70,225.98	257.03	503.96	0.9963	121	0.33	0.0027
X9X9USDADM1	123460	MORGAN STANLEY LIQ	03/12/2019	06/03/2024	4.980	4.980	8,541.77	8,541.77	0.00	44.20	1.0000	2	0.01	0.0000
					0.962	5.353	353,541.77	349,007.01	6,141.50	548.16	0.9826	115	0.31	0.0025
STANTON II DEBT SERVICE 2017B														
912797KM8	126851	US Treasury	04/30/2024	09/26/2024	0.000	5.371	3,100,000.00	3,046,333.52	66,333.97	0.00	0.9786	117	0.32	0.0025
91282CFN6	126889	US Treasury	05/30/2024	09/30/2024	4.250	5.325	460,000.00	461,484.98	1,689.06	3,311.75	0.9963	121	0.33	0.0027
X9X9USDADM1	123461	MORGAN STANLEY LIQ	03/12/2019	06/03/2024	4.980	4.980	71,025.95	71,025.95	0.00	409.50	1.0000	2	0.01	0.0000
					0.636	5.358	3,631,025.95	3,578,844.45	68,023.03	3,721.25	0.9813	115	0.32	0.0025
STANTON II DEBT SERVICE 2022A														
912797KM8	126852	US Treasury	04/30/2024	09/26/2024	0.000	5.371	3,600,000.00	3,537,677.63	77,033.00	0.00	0.9786	117	0.32	0.0025
91282CFN6	126881	US Treasury	05/30/2024	09/30/2024	4.250	5.325	500,000.00	501,614.11	1,835.94	3,599.73	0.9963	121	0.33	0.0027
X9X9USDADM1	126019	MORGAN STANLEY LIQ	07/27/2022	06/03/2024	4.980	4.980	30,534.69	30,534.69	0.00	203.57	1.0000	2	0.01	0.0000
					0.551	5.363	4,130,534.69	4,069,826.43	78,868.94	3,803.30	0.9809	117	0.32	0.0025
STANTON II DEBT SERVICE POOLED LOAN 2020-1														
N/A	125215	Goldman Sachs M-Mkt	09/28/2020	06/03/2024	4.930	4.930	842.05	842.05	0.00	3.68	1.0000	2	0.01	0.0000
					4.930	4.930	842.05	842.05	0.00	3.68	1.0000	2	0.01	0.0000

Investment Report

June 1, 2024

<u>CUSIP</u>	<u>ContNo</u>	<u>Issuer</u>	<u>Purchase Date</u>	<u>Maturity Date</u>	<u>Coupon</u>	<u>Yield to Maturity</u>	<u>Current Par</u>	<u>Market Value</u>	<u>(Premium)/Discount</u>	<u>Accrued Interest</u>	<u>Original Cost</u>	<u>Days To Maturity</u>	<u>Duration</u>	<u>Convexity</u>
Stanton II General Reserve														
24422EWB1	126816	CORP: JOHN DEERE	04/05/2024	03/07/2025	2.125	5.176	1,000,000.00	981,182.50	27,150.00	4,958.33	0.9729	279	0.76	0.0098
3130A5R35	126829	FHLB	04/17/2024	06/13/2025	2.875	5.172	1,400,000.00	1,384,684.78	35,681.73	18,783.33	0.9745	377	1.01	0.0162
3130ARHA2	126832	FHLB	04/17/2024	04/14/2025	4.000	5.229	1,350,000.00	1,341,949.38	15,835.50	7,050.00	0.9883	317	0.86	0.0120
313384S34	126802	FHLB DN	03/21/2024	12/06/2024	0.000	5.214	2,000,000.00	1,946,026.49	71,427.78	0.00	0.9643	188	0.51	0.0050
3134GXA61	126522	FHLMC - Callable	07/24/2023	12/30/2024	4.000	5.286	1,000,000.00	1,009,250.61	17,560.00	16,777.78	0.9824	212	0.57	0.0066
53948AP70	126876	CP: LLOYDS BANK	05/28/2024	02/07/2025	0.000	5.566	1,000,000.00	978,445.86	37,329.17	0.00	0.9627	251	0.69	0.0079
62455FG18	126696	CP: Mountcliff Fund	12/15/2023	07/01/2024	0.000	5.616	3,000,000.00	2,992,121.91	88,886.67	0.00	0.9704	30	0.08	0.0005
64966MGL7	123854	MUNI: NYC Trans Fin	06/21/2019	12/01/2024	2.900	2.355	2,875,000.00	2,762,716.88	(79,522.50)	42,382.29	1.0277	183	0.50	0.0053
67869TAD7	123970	MUNI: OKL CNTY SD	07/15/2019	06/01/2024	2.650	2.260	1,000,000.00	969,850.00	(17,870.00)	13,470.83	1.0179	0	0.01	0.0000
74153WCM9	125522	CORP: PRICOA GL FD	06/10/2021	09/01/2025	0.800	0.860	895,000.00	850,210.68	2,225.31	1,790.00	0.9975	457	1.25	0.0220
864784GR8	125296	MUNI: SUFFOLKVA	12/04/2020	06/01/2024	0.750	0.391	1,000,000.00	937,496.00	(12,440.00)	3,750.00	1.0124	0	0.01	0.0000
8672E2G93	126745	CP: SUNCORP	01/19/2024	07/09/2024	0.000	5.507	1,000,000.00	996,676.02	25,226.67	0.00	0.9748	38	0.10	0.0006
91282CDS7	125762	US Treasury	01/18/2022	01/15/2025	1.125	1.202	5,000,000.00	4,664,478.05	11,300.00	21,325.55	0.9977	228	0.62	0.0069
91282CEX5	126300	US Treasury	02/15/2023	06/30/2024	3.000	4.934	500,000.00	505,318.20	12,679.64	6,311.48	0.9746	29	0.08	0.0005
91282CFQ9	126775	US Treasury	02/21/2024	10/31/2024	4.375	5.118	3,500,000.00	3,499,136.76	17,636.72	13,315.22	0.9950	152	0.42	0.0037
91282CFX4	126792	US Treasury	02/21/2024	11/30/2024	4.500	5.096	3,000,000.00	2,987,304.60	13,593.75	368.85	0.9955	182	0.50	0.0049
VP4560000	124594	Principal	11/04/2019	06/03/2024	5.180	5.180	1,784,542.02	1,784,542.02	0.00	10,337.83	1.0000	2	0.01	0.0000
					2.338	3.968	31,304,542.02	30,591,390.74	266,700.44	160,621.49	0.9915	172	0.47	0.0055
Stanton II O&M														
313384H93	126814	FHLB DN	04/04/2024	10/01/2024	0.000	5.262	500,000.00	491,159.91	12,612.50	0.00	0.9748	122	0.33	0.0026
N/A	125282	STANTON II SBA	11/05/2020	06/03/2024	5.490	5.490	598,729.90	598,729.90	0.00	5,058.82	1.0000	2	0.01	0.0000
VP4560000	125385	Principal	12/31/2020	06/03/2024	5.180	5.180	2,537,308.85	2,537,308.85	0.00	9,021.35	1.0000	2	0.01	0.0000
					4.519	5.242	3,636,038.75	3,627,198.66	12,612.50	14,080.17	0.9965	19	0.05	0.0004
STANTON II PROJECT FUND 2020 POOLED LOAN														
N/A	125118	Goldman Sachs M-Mkt	06/25/2020	06/03/2024	4.930	4.930	0.05	0.05	0.00	0.00	1.0000	2	0.01	0.0000
					4.930	4.930	0.05	0.05	0.00	0.00	1.0000	2	0.01	0.0000
Stanton II R&R														
24422EWB1	126817	CORP: JOHN DEERE	04/05/2024	03/07/2025	2.125	5.176	390,000.00	382,661.18	10,588.50	1,933.75	0.9729	279	0.76	0.0098
313384S34	126803	FHLB DN	03/21/2024	12/06/2024	0.000	5.214	1,000,000.00	973,013.24	35,713.89	0.00	0.9643	188	0.51	0.0050
45685QPA1	126869	CP: ING Funding	05/08/2024	02/10/2025	0.000	5.575	500,000.00	489,096.93	20,314.06	0.00	0.9594	254	0.70	0.0081
74368CBF0	126420	CORP: PROTECTIVELIFE	04/28/2023	07/05/2024	0.781	5.234	500,000.00	499,410.71	25,292.50	1,583.69	0.9494	34	0.09	0.0005
8672E2G93	126747	CP: SUNCORP	01/19/2024	07/09/2024	0.000	5.507	1,000,000.00	996,676.02	25,226.67	0.00	0.9748	38	0.10	0.0006
912797FS1	126701	US Treasury	12/15/2023	06/13/2024	0.000	5.268	500,000.00	499,095.99	12,695.14	0.00	0.9746	12	0.03	0.0002
91282CEX5	126299	US Treasury	02/15/2023	06/30/2024	3.000	4.934	500,000.00	505,318.20	12,679.64	6,311.48	0.9746	29	0.08	0.0005
91282CFQ9	126776	US Treasury	02/21/2024	10/31/2024	4.375	5.118	1,000,000.00	999,753.36	5,039.06	3,804.35	0.9950	152	0.42	0.0037
91282CFX4	126791	US Treasury	02/21/2024	11/30/2024	4.500	5.096	1,000,000.00	995,768.20	4,531.25	122.95	0.9955	182	0.50	0.0049
VP4560000	124595	Principal	11/04/2019	06/03/2024	5.180	5.180	2,231,249.64	2,231,249.64	0.00	10,236.76	1.0000	2	0.01	0.0000
					2.685	5.222	8,621,249.64	8,572,043.47	152,080.71	23,992.98	0.9824	97	0.27	0.0026

Investment Report

June 1, 2024

<u>CUSIP</u>	<u>ContNo</u>	<u>Issuer</u>	<u>Purchase Date</u>	<u>Maturity Date</u>	<u>Coupon</u>	<u>Yield to Maturity</u>	<u>Current Par</u>	<u>Market Value</u>	<u>(Premium)/Discount</u>	<u>Accrued Interest</u>	<u>Original Cost</u>	<u>Days To Maturity</u>	<u>Duration</u>	<u>Convexity</u>
STANTON II REVENUE FUND 2020 POOLED LOAN														
N/A	125409	Goldman Sachs M-Mkt	03/29/2021	06/03/2024	4.930	4.930	9.20	9.20	0.00	0.03	1.0000	2	0.01	0.0000
					4.930	4.930	9.20	9.20	0.00	0.03	1.0000	2	0.01	0.0000
STANTON II SUBORDINATED DEBT FUND 2020														
X9X9USDADM1	125145	MORGAN STANLEY LIQ	07/27/2020	06/03/2024	4.980	4.980	99,226.73	99,226.73	0.00	253.64	1.0000	2	0.01	0.0000
					4.980	4.980	99,226.73	99,226.73	0.00	253.64	1.0000	2	0.01	0.0000
					2.304	4.504	52,931,049.24	52,037,633.42	599,361.12	213,100.42	0.9887	139	0.38	0.0042
Tri City Contingency														
24422EWS4	126819	CORP: JOHN DEERE	04/05/2024	03/03/2025	5.150	5.178	150,000.00	151,674.46	43.50	1,888.33	0.9997	275	0.74	0.0098
VP4560000	124597	Principal	11/04/2019	06/03/2024	5.180	5.180	183,371.24	183,371.24	0.00	842.26	1.0000	2	0.01	0.0000
					5.167	5.179	333,371.24	335,045.70	43.50	2,730.59	0.9999	125	0.34	0.0044
Tri City General Reserve														
06741FMG9	126824	CP: Barclays	04/11/2024	12/16/2024	0.000	5.550	400,000.00	393,167.76	14,552.67	0.00	0.9636	198	0.54	0.0055
3130ASRQ46	126001	FHLB	07/29/2022	07/26/2024	3.450	3.450	250,000.00	252,259.82	0.00	2,994.79	1.0000	55	0.15	0.0010
313384YZ6	126767	FHLB DN	02/07/2024	07/05/2024	0.000	5.276	250,000.00	248,754.04	5,256.39	0.00	0.9790	34	0.09	0.0005
912796Y52	126731	US Treasury	01/05/2024	07/05/2024	0.000	5.258	250,000.00	248,723.54	6,370.00	0.00	0.9745	34	0.09	0.0005
VP4560000	124598	Principal	11/04/2019	06/03/2024	5.180	5.180	247,161.22	247,161.22	0.00	1,034.78	1.0000	2	0.01	0.0000
					1.534	5.007	1,397,161.22	1,390,066.38	26,179.06	4,029.57	0.9813	79	0.22	0.0019
Tri City O&M														
313384M71	126688	FHLB DN	12/05/2023	10/31/2024	0.000	5.183	250,000.00	244,516.90	11,194.22	0.00	0.9552	152	0.42	0.0036
63873JG87	126634	CP: NATIXIS NY	10/31/2023	07/08/2024	0.000	5.921	250,000.00	249,597.99	9,830.83	0.00	0.9607	37	0.10	0.0006
912828YE4	126691	US Treasury	12/05/2023	08/31/2024	1.250	5.229	250,000.00	249,095.60	7,099.61	789.74	0.9716	91	0.26	0.0019
91282CEX5	126503	US Treasury	06/29/2023	06/30/2024	3.000	5.441	200,000.00	202,127.28	4,694.22	2,524.59	0.9765	29	0.08	0.0005
N/A	125283	TRI CITY SBA	11/05/2020	06/03/2024	5.490	5.490	460,926.65	460,926.65	0.00	2,781.52	1.0000	2	0.01	0.0000
VP4560000	124614	Principal	11/21/2019	06/03/2024	5.180	5.180	935,339.81	935,339.81	0.00	2,996.13	1.0000	2	0.01	0.0000
					3.532	5.348	2,346,266.46	2,341,604.23	32,818.88	9,091.98	0.9860	33	0.09	0.0007
Tri City R&R														
24422EWS4	126818	CORP: JOHN DEERE	04/05/2024	03/03/2025	5.150	5.178	250,000.00	252,790.76	72.50	3,147.22	0.9997	275	0.74	0.0098
3130ALRX4	126550	FHLB	08/10/2023	07/08/2024	0.500	5.399	250,000.00	249,261.84	10,750.00	496.53	0.9570	37	0.10	0.0006
62455FHP4	126797	CP: Mountcliff Fund	03/11/2024	08/23/2024	0.000	5.490	250,000.00	248,192.05	6,038.54	0.00	0.9758	83	0.23	0.0016
912796Y52	126730	US Treasury	01/05/2024	07/05/2024	0.000	5.258	200,000.00	198,978.84	5,096.00	0.00	0.9745	34	0.09	0.0005
91282CEX5	126504	US Treasury	06/29/2023	06/30/2024	3.000	5.441	150,000.00	151,595.46	3,520.67	1,893.44	0.9765	29	0.08	0.0005
91282CFQ9	126778	US Treasury	02/21/2024	10/31/2024	4.375	5.118	250,000.00	249,938.34	1,259.77	951.09	0.9950	152	0.42	0.0037
91282CFX4	126789	US Treasury	02/21/2024	11/30/2024	4.500	5.096	250,000.00	248,942.05	1,132.75	30.74	0.9955	182	0.50	0.0049
VP4560000	124578	Principal	11/04/2019	06/03/2024	5.180	5.180	828,610.58	828,610.58	0.00	2,473.97	1.0000	2	0.01	0.0000
					3.448	5.242	2,428,610.58	2,428,309.92	27,870.23	8,992.99	0.9885	80	0.22	0.0022
					3.155	5.226	6,505,409.50	6,495,026.23	86,911.67	24,845.13	0.9866	65	0.18	0.0017

Investment Report

June 1, 2024

<u>CUSIP</u>	<u>ContNo</u>	<u>Issuer</u>	<u>Purchase Date</u>	<u>Maturity Date</u>	<u>Coupon</u>	<u>Yield to Maturity</u>	<u>Current Par</u>	<u>Market Value</u>	<u>(Premium)/Discount</u>	<u>Accrued Interest</u>	<u>Original Cost</u>	<u>Days To Maturity</u>	<u>Duration</u>	<u>Convexity</u>
FMPA AS AGENT FOR UTILITIES COMMISSION NEW SMYRNA BEACH														
05600LAB2	125728	CORP: BMW	12/22/2021	08/14/2024	2.400	1.130	5,000,000.00	5,004,398.63	(165,000.00)	35,666.67	1.0330	74	0.20	0.0014
31422XRZ7	125733	FAMCA	12/27/2021	12/27/2024	0.940	0.930	2,500,000.00	2,322,852.78	(725.00)	10,052.78	1.0003	209	0.57	0.0060
718172BMO	125727	CORP: PHILLIP MORRIS	12/22/2021	11/10/2024	3.250	1.080	4,306,000.00	4,270,879.80	(264,517.58)	8,163.46	1.0614	162	0.45	0.0042
912828YY0	125787	US Treasury	01/27/2022	12/31/2024	1.750	1.232	4,880,000.00	4,642,780.21	(72,472.49)	35,933.33	1.0149	213	0.58	0.0063
N/A	125737	UCNSB SBA	12/20/2021	06/03/2024	5.490	5.490	10,816,768.73	10,816,768.73	0.00	52,749.20	1.0000	2	0.01	0.0000
VP4560000	125725	Principal	12/20/2021	06/03/2024	5.180	5.180	245,411.32	245,411.32	0.00	1,023.82	1.0000	2	0.01	0.0000
					3.515	2.857	27,748,180.05	27,303,091.47	(502,715.07)	143,589.26	1.0181	96	0.26	0.0026
UCNS Pool Summary					3.515	2.857	27,748,180.05	27,303,091.47	(502,715.07)	143,589.26	1.0181	96	0.26	0.0026
Open Investments					3.185	4.516	590,872,572.82	585,091,499.48	1,736,347.01	2,961,038.24	0.9900	249	0.66	0.0155