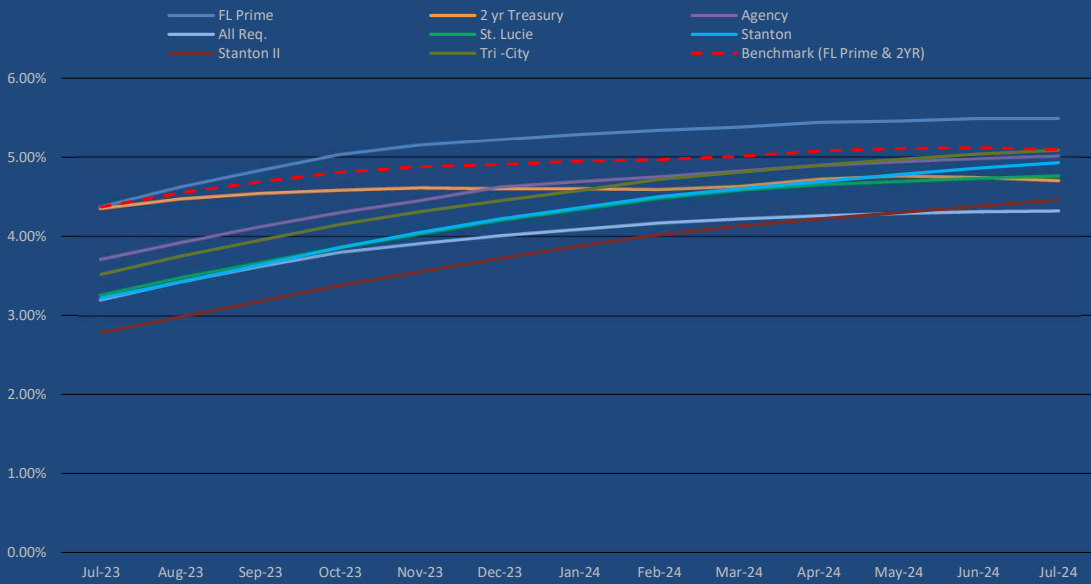
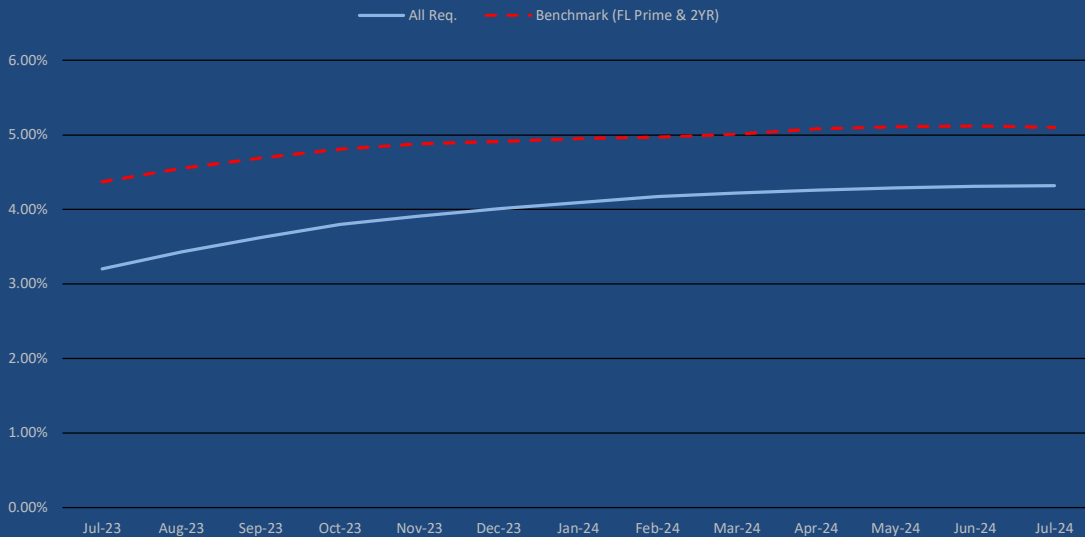


FMPA BOD Projects Rolling 12 Month Weighted Average Yield vs. Florida Prime and 2 YR Treasury (JULY 2023 - JULY 2024)



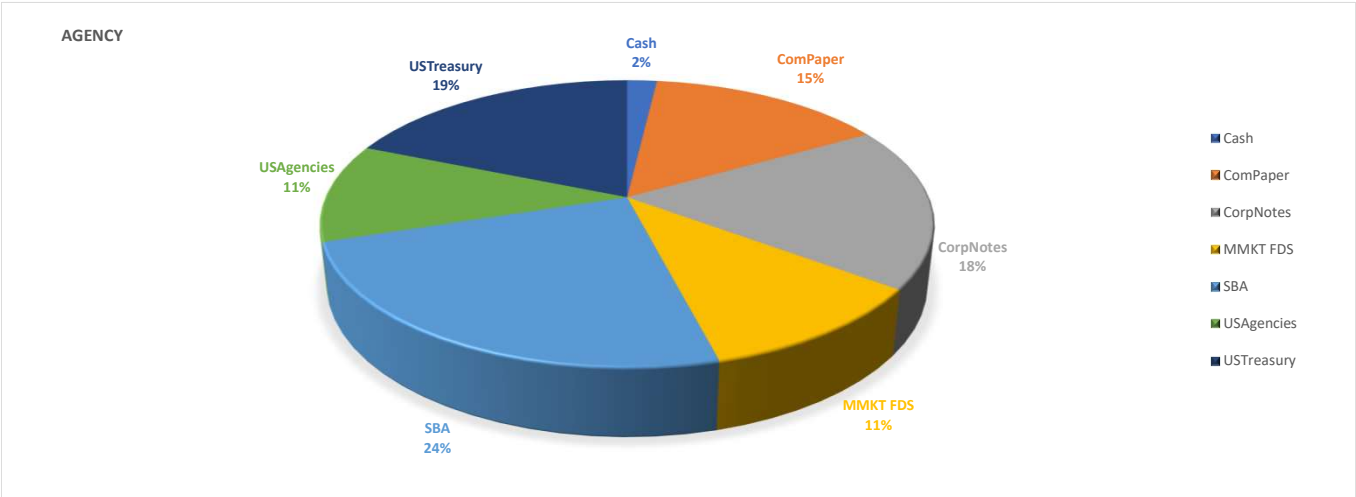
Rolling 12 month average	FL Prime	2 yr Treasury	Benchmark	Agency	All Req.	St. Lucie	Stanton	Stanton II	Tri-City
7/31/2023	4.37%	4.35%	4.37%	3.71%	3.20%	3.26%	3.22%	2.78%	3.52%
8/31/2023	4.62%	4.47%	4.55%	3.92%	3.43%	3.48%	3.42%	2.98%	3.75%
9/30/2023	4.83%	4.54%	4.69%	4.12%	3.62%	3.67%	3.64%	3.18%	3.95%
10/31/2023	5.03%	4.58%	4.81%	4.30%	3.80%	3.86%	3.86%	3.38%	4.15%
11/30/2023	5.15%	4.61%	4.88%	4.45%	3.91%	4.03%	4.05%	3.55%	4.31%
12/31/2023	5.22%	4.60%	4.91%	4.62%	4.01%	4.20%	4.22%	3.72%	4.45%
1/31/2024	5.29%	4.60%	4.95%	4.69%	4.09%	4.34%	4.36%	3.88%	4.58%
2/29/2024	5.34%	4.59%	4.97%	4.75%	4.17%	4.48%	4.50%	4.02%	4.72%
3/31/2024	5.38%	4.63%	5.01%	4.82%	4.22%	4.58%	4.60%	4.13%	4.81%
4/30/2024	5.44%	4.72%	5.08%	4.89%	4.26%	4.65%	4.69%	4.22%	4.90%
5/31/2024	5.46%	4.76%	5.11%	4.94%	4.29%	4.69%	4.78%	4.30%	4.97%
6/30/2024	5.49%	4.74%	5.12%	4.98%	4.31%	4.73%	4.86%	4.38%	5.04%
7/31/2024	5.49%	4.70%	5.10%	5.01%	4.32%	4.76%	4.93%	4.46%	5.09%

FMPA All-Requirements Rolling 12 Month Weighted Average Yield vs. Florida Prime and 2 Year Treasury (JULY 2023 - JULY 2024)

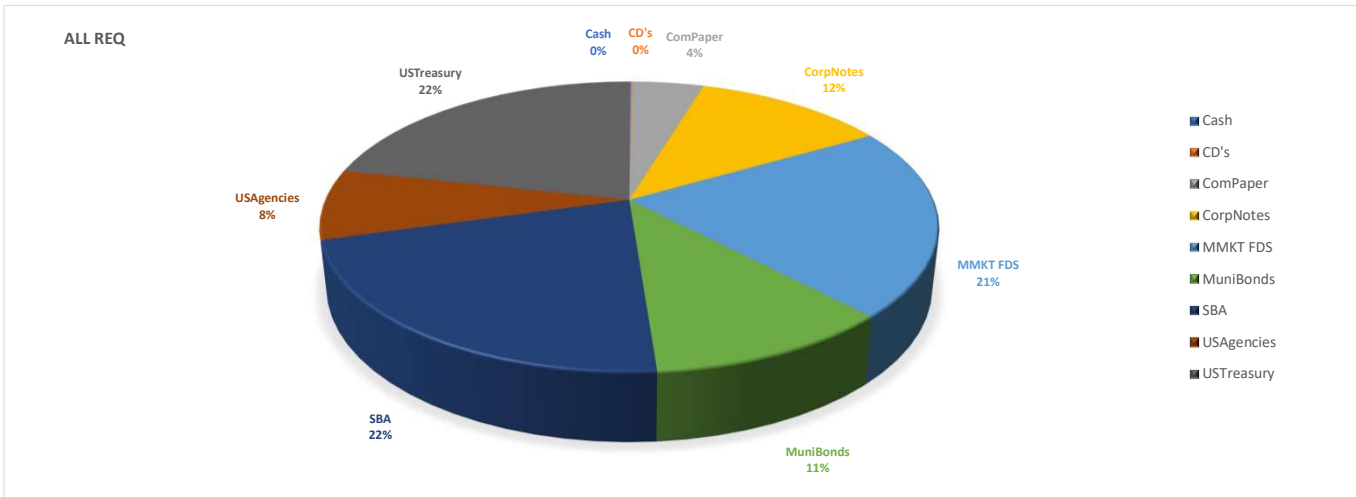


FMPA\_MonthlyDiversification\_July 2024

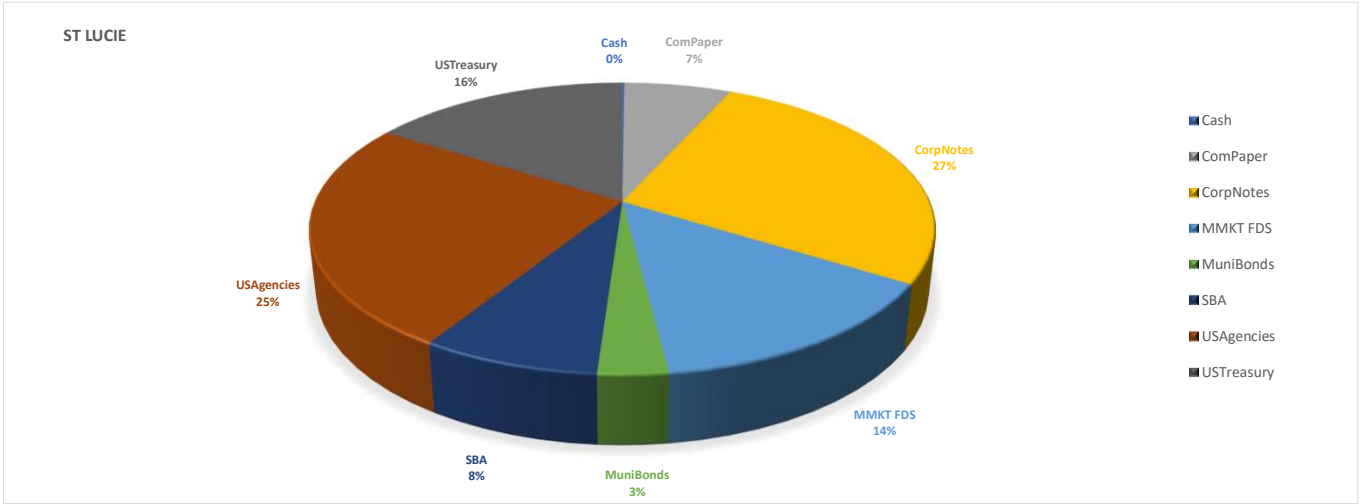
AGENCY		Cash	ComPaper	CorpNotes	MMKT FDS	SBA	USAgencies	USTreasury	Grand Total
AGN	250,000.00	-	-	-	-	-	-	-	250,000.00
AGN-DS23	-	1,990,124.24	2,453,436.78	1,419,186.76	3,219,375.81	1,486,640.70	2,510,147.43	13,078,911.72	
AGN-O&M	-	-	-	24,659.72	-	-	-	24,659.72	
AGN-REV23	-	-	-	2.50	-	-	-	2.50	
<b>Grand Total</b>	<b>250,000.00</b>	<b>1,990,124.24</b>	<b>2,453,436.78</b>	<b>1,443,848.98</b>	<b>3,219,375.81</b>	<b>1,486,640.70</b>	<b>2,510,147.43</b>	<b>13,353,573.94</b>	
% OF TOTAL	2%	15%	18%	11%	24%	11%	19%	100%	



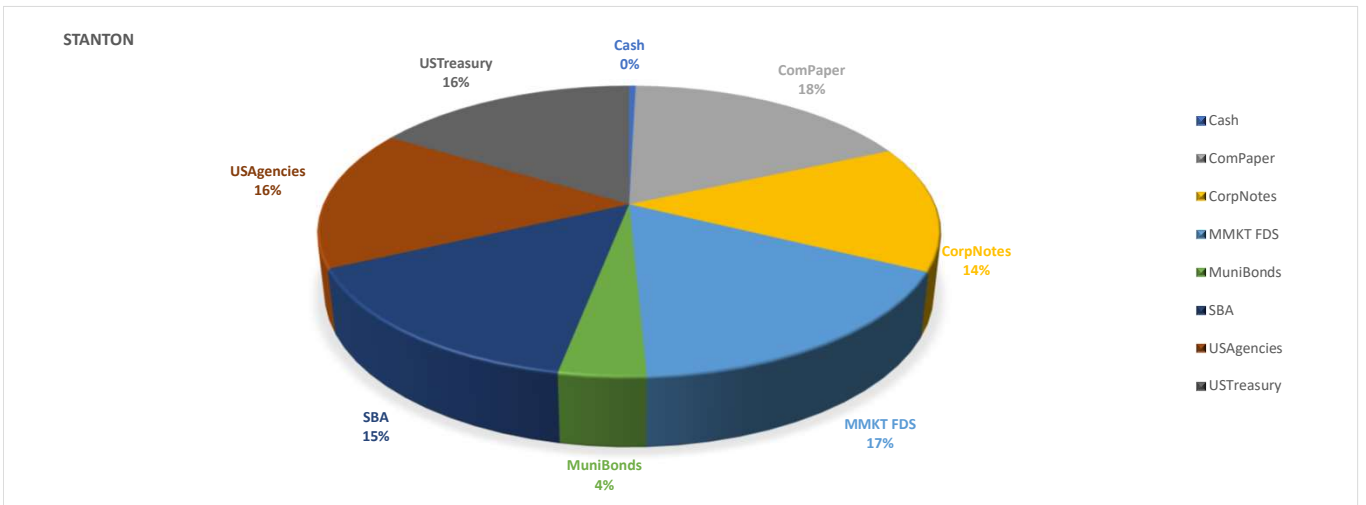
ALL REQ		Cash	CD's	ComPaper	CorpNotes	MMKT FDS	MuniBonds	SBA	USAgencies	USTreasury	Grand Total
ARP	250,000.00	-	-	-	-	-	-	-	-	-	250,000.00
ARP-2019A	-	-	-	-	-	2,916.84	-	-	-	1,284,321.78	1,287,238.62
ARP-21A DS	-	-	-	-	-	2,450.31	-	-	-	417,268.96	419,719.27
ARP-21B DS	-	-	-	-	-	4,325.12	-	-	-	838,172.37	842,497.49
ARP-21BSUB	-	-	-	-	15,883,367.30	12,267,540.09	19,876,044.70	31,514,588.44	5,390,375.00	275,724.63	85,207,640.16
ARP-CON13A	-	-	-	198,071.97	-	275,601.22	-	-	450,459.61	250,240.40	1,174,373.20
ARP-CONT	-	-	-	-	1,004,206.50	448,799.63	-	-	-	-	1,453,006.13
ARP-DS15B	-	-	-	-	-	334.60	-	-	-	7,652,356.46	7,652,691.06
ARP-DS16A	-	-	-	-	-	2,571.70	-	-	-	29,816,208.72	29,818,780.42
ARP-DS17A	-	-	-	-	-	2,748.89	-	-	-	1,266,492.60	1,269,241.49
ARP-DS17B	-	-	-	-	-	1,159.69	-	-	-	7,948,714.80	7,949,874.49
ARP-DS18A	-	-	-	-	-	3,658.99	-	-	-	721,214.77	724,873.76
ARP-DS22-B	-	-	-	-	-	85,563.36	-	-	-	-	85,563.36
ARP-DS22-T	-	-	-	-	-	27.60	-	-	-	-	27.60
ARP-GEN	-	227,511.14	-	2,466,471.24	996,109.24	1,077,879.08	-	-	3,419,835.71	1,299,251.70	9,487,058.11
ARP-O&M	-	-	-	5,412,171.44	5,060,918.98	19,602,458.50	964,864.00	27,326,688.24	2,014,854.81	2,377,988.16	62,759,944.13
ARP-PR22-B	-	-	-	-	-	15,000,000.00	-	-	-	-	15,000,000.00
ARP-R&R	-	-	-	3,988,448.51	9,480,898.57	6,453,984.90	8,620,726.94	-	9,866,231.16	4,007,026.28	42,417,316.36
ARP-REV22	-	-	-	-	-	4.65	-	-	-	-	4.65
ARP-SOLAR	-	-	-	-	-	2,036,985.82	-	-	-	-	2,036,985.82
ARP-SUBDBT	-	-	-	-	-	2.71	-	-	-	-	2.71
<b>Grand Total</b>	<b>250,000.00</b>	<b>227,511.14</b>	<b>12,065,163.16</b>	<b>32,425,500.59</b>	<b>57,269,013.70</b>	<b>29,461,635.64</b>	<b>58,841,276.68</b>	<b>21,141,756.29</b>	<b>58,154,981.63</b>	<b>269,836,838.83</b>	
% OF TOTAL	0%	0%	4%	12%	21%	11%	22%	8%	22%	100%	



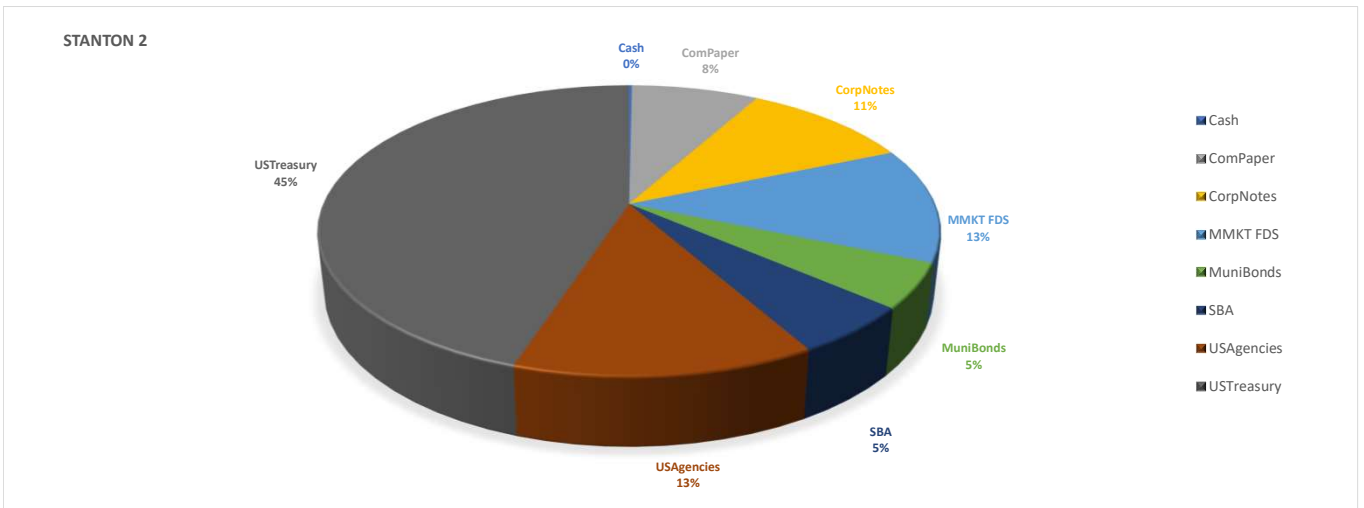
ST LUCIE											
	Cash	CD's	ComPaper	CorpNotes	MMKT FDS	MuniBonds	SBA	USAgencies	USTreasury	Grand Total	
SL	100,000.00	-	-	-	-	-	-	-	-	100,000.00	
STL NFS	-	-	994,067.40	983,755.07	2,522,222.05	-	-	1,249,446.99	1,249,723.10	6,999,214.61	
STL-CONT	-	-	-	1,475,193.00	535,348.05	481,079.14	-	-	-	2,491,620.19	
STL-DS13A	-	-	-	-	10,937.42	-	-	-	1,249,672.68	1,260,610.10	
STL-DS21A	-	-	-	-	12,472.93	-	-	-	1,494,315.59	1,506,788.52	
STL-DS21B	-	-	-	-	9,909.58	-	-	-	571,103.33	581,012.91	
STL-GEN	-	-	988,376.22	15,906,392.04	3,780,637.30	1,918,917.44	-	13,024,586.15	5,955,172.71	41,574,081.86	
STL-O&M	-	-	2,716,276.05	2,451,724.74	998,544.57	-	6,136,138.10	1,001,777.62	-	13,304,461.08	
STL-R&R	-	-	494,188.11	497,912.34	3,206,360.80	-	-	4,457,711.85	2,006,827.01	10,663,000.11	
<b>Totals</b>	<b>100,000.00</b>	-	<b>5,192,907.78</b>	<b>21,314,977.19</b>	<b>11,076,432.70</b>	<b>2,399,996.58</b>	<b>6,136,138.10</b>	<b>19,733,522.61</b>	<b>12,526,814.42</b>	<b>78,480,789.38</b>	
% OF TOTAL	0%	0%	7%	27%	14%	3%	8%	25%	16%	100%	



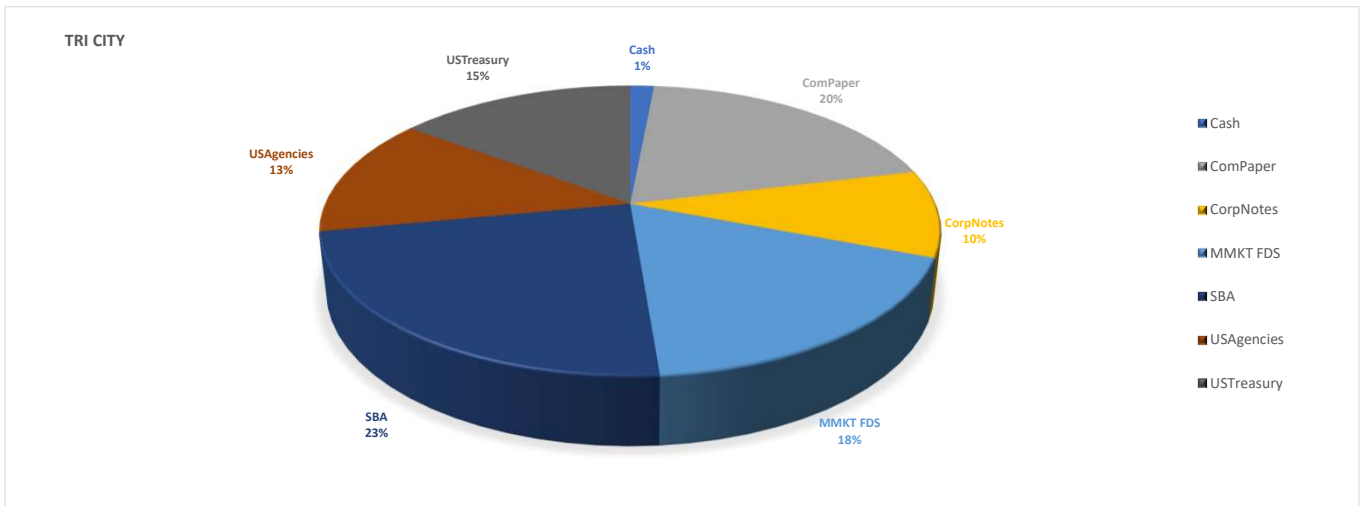
STANTON											
Row Labels	Cash	CD's	ComPaper	CorpNotes	MMKT FDS	MuniBonds	SBA	USAgencies	USTreasury	Grand Total	
STN	100,000.00	-	-	-	-	-	-	-	-	100,000.00	
STN-CONT	-	-	-	-	260,323.14	-	-	881,605.00	-	1,141,928.14	
STN-GEN	-	-	2,468,424.22	1,939,827.63	1,008,332.19	946,720.00	-	2,497,661.21	2,040,401.66	10,901,366.91	
STN-O&M	-	-	998,072.90	-	1,143,781.45	-	3,716,554.76	503,713.70	-	6,362,122.81	
STN-R&R	-	-	978,895.03	1,530,096.20	1,788,941.26	-	-	-	1,758,190.31	6,056,122.80	
<b>Grand Total</b>	<b>100,000.00</b>	-	<b>4,445,392.15</b>	<b>3,469,923.83</b>	<b>4,201,378.04</b>	<b>946,720.00</b>	<b>3,716,554.76</b>	<b>3,882,979.91</b>	<b>3,798,591.97</b>	<b>24,561,540.66</b>	
% OF TOTAL	0%	0%	18%	14%	17%	4%	15%	16%	16%	100%	



STANTON 2										
Row Labels	Cash	CD's	ComPaper	CorpNotes	MMKT FDS	MuniBonds	SBA	USAgencies	USTreasury	Grand Total
STN2	100,000.00	-	-	-	-	-	-	-	-	100,000.00
STN2-CONT	-	-	-	646,560.78	260,299.78	-	-	254,358.59	-	1,161,219.15
STN2-DS17A	-	-	-	-	155,683.35	-	-	-	343,618.42	499,301.77
STN2-DS17B	-	-	-	-	15,731.27	-	-	-	4,536,775.55	4,552,506.82
STN2-DS20	-	-	-	-	848.98	-	-	-	-	848.98
STN2-DS22A	-	-	-	-	19,349.91	-	-	-	5,128,759.81	5,148,109.72
STN2-GEN	-	-	2,453,585.17	3,866,394.11	3,215,318.48	2,776,844.31	-	5,692,863.19	13,153,048.45	31,158,053.71
STN2-O&M	-	-	-	-	956,909.51	-	3,054,995.69	495,574.76	-	4,507,479.96
STN2-PR20	-	-	-	-	0.05	-	-	-	-	0.05
STN2-R&R	-	-	1,959,466.17	1,385,140.47	2,336,825.96	-	-	981,748.37	2,009,360.36	8,672,541.33
STN2-REV20	-	-	-	-	9.28	-	-	-	-	9.28
STN2-SUBDT	-	-	-	-	195,274.09	-	-	-	-	195,274.09
<b>Grand Total</b>	<b>100,000.00</b>	<b>-</b>	<b>4,413,051.34</b>	<b>5,898,095.36</b>	<b>7,156,250.66</b>	<b>2,776,844.31</b>	<b>3,054,995.69</b>	<b>7,424,544.91</b>	<b>25,171,562.59</b>	<b>55,995,344.86</b>
% OF TOTAL	0%	0%	8%	11%	13%	5%	5%	13%	45%	100%



TRI CITY										
Row Labels	Cash	CD's	ComPaper	CorpNotes	MMKT FDS	MuniBonds	SBA	USAgencies	USTreasury	Grand Total
TC	100,000.00	-	-	-	-	-	-	-	-	100,000.00
TRI-CONT	-	-	-	153,179.14	184,960.31	-	-	-	-	338,139.45
TRI-GEN	-	-	786,367.13	-	267,900.64	-	-	398,050.19	-	1,452,317.96
TRI-O&M	-	-	-	-	317,371.13	-	1,568,663.35	246,713.51	250,240.40	2,382,988.39
TRI-R&R	-	-	543,515.61	503,529.48	434,132.86	-	-	248,781.37	749,469.35	2,479,428.67
<b>Grand Total</b>	<b>100,000.00</b>	<b>-</b>	<b>1,329,882.74</b>	<b>656,708.62</b>	<b>1,204,364.94</b>	<b>-</b>	<b>1,568,663.35</b>	<b>893,545.07</b>	<b>999,709.75</b>	<b>6,752,874.47</b>
% OF TOTAL	1%	0%	20%	10%	18%	0%	23%	13%	15%	100%



# Investment Report

August 1, 2024

CUSIP	ContNo	Issuer	Purchase Date	Maturity Date	Coupon	Yield to Maturity	Current Par	Market Value	(Premium)/Discount	Accrued Interest	Original Cost	Days To Maturity	Duration	Convexity
<b>Agency O&amp;M</b>														
06741FML8	126877	CP: Barclays	05/28/2024	12/20/2024	0.000	5.643	500,000.00	493,888.22	15,392.78	0.00	0.9692	141	0.39	0.0033
3130ARMR9	126749	FHLB - Callable	01/19/2024	04/28/2025	2.940	4.714	500,000.00	495,347.76	10,875.00	3,797.50	0.9783	270	0.73	0.0094
3133ERMK4	126962	FFCB	07/30/2024	01/26/2026	4.625	4.612	1,000,000.00	991,292.94	(180.00)	642.36	1.0002	543	1.45	0.0292
40060WHM	126697	CP: GTA Funding	12/15/2023	08/21/2024	0.000	5.397	500,000.00	499,123.89	17,777.78	0.00	0.9644	20	0.05	0.0003
57629WCG3	126434	CORP: MASSMUTUAL	05/17/2023	01/11/2025	2.950	4.696	1,000,000.00	991,212.90	27,450.00	1,638.89	0.9726	163	0.45	0.0042
59217GEJ4	126821	CORP: METLIFE	04/05/2024	07/02/2025	0.950	5.210	1,000,000.00	965,762.06	50,600.00	765.28	0.9494	335	0.91	0.0130
6174468C6	126931	CORP: MORGAN STANLEY	07/10/2024	07/23/2025	4.000	5.305	500,000.00	496,461.82	6,505.00	444.44	0.9870	356	0.96	0.0145
62479LJ30	126735	CP: MUFG Bank	01/08/2024	09/03/2024	0.000	5.411	1,000,000.00	997,112.13	34,130.53	0.00	0.9659	33	0.09	0.0005
9128283D0	126752	US Treasury	01/22/2024	10/31/2024	2.250	4.895	500,000.00	499,489.84	9,921.87	2,843.07	0.9802	91	0.25	0.0018
912828XB1	126700	US Treasury	12/15/2023	05/15/2025	2.125	4.563	500,000.00	491,515.97	16,562.49	2,252.04	0.9669	287	0.78	0.0102
91282CGA3	126706	US Treasury	12/22/2023	12/15/2025	4.000	4.307	500,000.00	498,746.04	2,897.00	2,555.56	0.9942	501	1.34	0.0257
91282CGN5	126708	US Treasury	12/22/2023	02/28/2025	4.625	4.651	500,000.00	508,514.89	234.37	9,847.18	0.9995	211	0.57	0.0066
91282CHV6	126663	US Treasury	11/13/2023	08/31/2025	5.000	5.101	500,000.00	511,880.69	885.46	10,555.56	0.9982	395	1.05	0.0176
N/A	125278	AGENCY SBA	11/05/2020	08/01/2024	5.520	5.520	3,219,375.81	3,219,375.81	0.00	493.64	1.0000	0	0.00	0.0000
VP4560000	124711	Principal	11/26/2019	08/01/2024	5.190	5.190	1,419,186.76	1,419,186.76	0.00	4,042.60	1.0000	0	0.00	0.0000
					<b>3.511</b>	<b>5.126</b>	<b>13,138,562.57</b>	<b>13,078,911.72</b>	<b>193,052.28</b>	<b>39,878.12</b>	<b>0.9853</b>	<b>168</b>	<b>0.46</b>	<b>0.0070</b>
<b>AGENCY PLOAN DEBT SVC 2023</b>														
N/A	126765	Goldman Sachs M-Mkt	01/25/2024	08/01/2024	4.920	4.920	24,659.72	24,659.72	0.00	87.02	1.0000	0	0.00	0.0000
					<b>4.920</b>	<b>4.920</b>	<b>24,659.72</b>	<b>24,659.72</b>	<b>0.00</b>	<b>87.02</b>	<b>1.0000</b>	<b>0</b>	<b>0.00</b>	<b>0.0000</b>
<b>AGENCY PLOAN REV EXP 2023</b>														
N/A	126846	Goldman Sachs M-Mkt	03/25/2024	08/01/2024	4.920	4.920	2.50	2.50	0.00	0.01	1.0000	0	0.00	0.0000
					<b>4.920</b>	<b>4.920</b>	<b>2.50</b>	<b>2.50</b>	<b>0.00</b>	<b>0.01</b>	<b>1.0000</b>	<b>0</b>	<b>0.00</b>	<b>0.0000</b>
		<b>AGN Pool Summary</b>			<b>3.514</b>	<b>5.126</b>	<b>13,163,224.79</b>	<b>13,103,573.94</b>	<b>193,052.28</b>	<b>39,965.15</b>	<b>0.9853</b>	<b>168</b>	<b>0.45</b>	<b>0.0070</b>
<b>ALL REQUIREMENTS 2013A CONSTRUCTION</b>														
06741FQC4	126905	CP: Barclays	06/20/2024	03/12/2025	0.000	5.453	200,000.00	198,071.97	7,685.00	0.00	0.9616	223	0.61	0.0067
313384H51	126683	FHLB DN	12/05/2023	09/27/2024	0.000	5.179	250,000.00	248,974.13	10,147.50	0.00	0.9594	57	0.16	0.0010
3133EPJ71	126686	FFCB	12/05/2023	12/04/2024	5.125	5.100	200,000.00	201,485.48	(47.60)	1,622.92	1.0002	125	0.34	0.0028
912828YE4	126685	US Treasury	12/05/2023	08/31/2024	1.250	5.229	250,000.00	250,240.40	7,099.61	1,307.74	0.9716	30	0.09	0.0005
N/A	116079	Goldman Sachs M-Mkt	09/17/2013	08/01/2024	4.920	4.920	275,601.22	275,601.22	0.00	1,815.93	1.0000	0	0.00	0.0000
					<b>2.291</b>	<b>5.162</b>	<b>1,175,601.22</b>	<b>1,174,373.20</b>	<b>24,884.51</b>	<b>4,746.59</b>	<b>0.9788</b>	<b>78</b>	<b>0.22</b>	<b>0.0019</b>

# Investment Report

August 1, 2024

CUSIP	ContNo	Issuer	Purchase Date	Maturity Date	Coupon	Yield to Maturity	Current Par	Market Value	(Premium)/Discount	Accrued Interest	Original Cost	Days To Maturity	Duration	Convexity
<b>ALL REQUIREMENTS 2021B SUBORDINATE BOND PROCEED</b>														
127145LF5	125506	MUNI: CACHE CNTY UT	05/27/2021	06/15/2025	3.000	0.660	1,975,000.00	1,891,421.62	(184,386.00)	7,570.83	1.0934	318	0.87	0.0119
160357XD6	125503	MUNI: CTY CHARLESTON	05/26/2021	03/01/2025	1.250	0.520	1,255,000.00	1,144,037.09	(34,098.35)	6,536.46	1.0272	212	0.58	0.0061
235308D75	125460	MUNI: DALLAS TX SCH	04/27/2021	08/15/2025	4.000	0.700	6,110,000.00	6,062,308.06	(852,528.30)	112,695.56	1.1395	379	1.01	0.0162
3133EMWH1	125451	FFCB	04/27/2021	04/21/2025	0.710	0.710	3,000,000.00	2,721,560.00	0.00	6,035.00	1.0000	263	0.72	0.0084
3135G05X7	125450	FNMA	04/27/2021	08/25/2025	0.375	0.692	3,000,000.00	2,668,815.00	40,470.00	4,875.00	0.9865	389	1.06	0.0161
35569PFG3	125498	MUNI: FREDERICK CNTY	05/17/2021	08/01/2025	3.000	0.637	1,630,000.00	1,559,839.91	(159,560.70)	24,450.00	1.0979	365	0.98	0.0152
37331NAJ0	125441	CORP:GEORGIA-PAC IFIC	04/27/2021	09/30/2025	1.750	1.130	4,000,000.00	3,889,008.69	(106,793.76)	23,527.78	1.0267	425	1.15	0.0196
68609TT81	125499	MUNI: Oregon State	05/18/2021	08/01/2025	0.803	0.666	1,300,000.00	1,163,054.75	(7,371.00)	5,219.50	1.0057	365	0.99	0.0146
74256LEE5	125440	CORP: PRINCIPAL LIFE	04/27/2021	06/23/2025	1.250	1.070	5,000,000.00	4,848,286.45	(36,450.00)	6,597.22	1.0073	326	0.89	0.0125
74368CAX2	125443	CORP: PROTECTIVELIFE	04/27/2021	07/15/2025	1.170	1.168	2,375,000.00	2,295,381.22	(155.61)	1,235.00	1.0001	348	0.95	0.0138
78015K7H1	125439	CORP: ROYAL BK CA	04/27/2021	06/10/2025	1.150	1.005	5,000,000.00	4,850,690.94	(29,149.99)	8,145.83	1.0058	313	0.85	0.0117
880591EW8	125720	MUNI: TVA	12/08/2021	05/15/2025	0.750	1.082	5,000,000.00	4,552,441.67	55,850.00	7,916.67	0.9888	287	0.78	0.0097
912797KM8	126862	US Treasury	04/30/2024	09/26/2024	0.000	5.371	278,000.00	275,724.63	5,948.66	0.00	0.9786	56	0.15	0.0010
91417K2W0	125496	MUNI: UNIV COLORADO	05/17/2021	06/01/2025	2.347	0.650	3,690,000.00	3,502,941.60	(249,185.70)	14,434.05	1.0675	304	0.83	0.0110
N/A	125431	Goldman Sachs M-Mkt	04/15/2021	08/01/2024	4.920	4.920	12,267,540.09	12,267,540.09	0.00	10,884.11	1.0000	0	0.00	0.0000
N/A	125476	ARP 21B SUB SBA	04/30/2021	08/01/2024	5.520	5.520	31,514,588.44	31,514,588.44	0.00	4,832.24	1.0000	0	0.00	0.0000
					<b>3.543</b>	<b>3.131</b>	<b>87,395,128.53</b>	<b>85,207,640.16</b>	<b>(1,557,410.75)</b>	<b>244,955.25</b>	<b>1.0178</b>	<b>166</b>	<b>0.45</b>	<b>0.0065</b>
<b>ALL REQUIREMENTS CONTINGENCY</b>														
74153WCL1	125397	CORP: PRICOA GL FD	03/25/2021	09/23/2024	2.400	0.610	1,000,000.00	1,004,206.50	(61,800.00)	8,533.33	1.0618	53	0.15	0.0009
VP4560000	124582	Principal	11/04/2019	08/01/2024	5.190	5.190	448,799.63	448,799.63	0.00	2,066.07	1.0000	0	0.00	0.0000
					<b>3.264</b>	<b>2.029</b>	<b>1,448,799.63</b>	<b>1,453,006.13</b>	<b>(61,800.00)</b>	<b>10,599.40</b>	<b>1.0427</b>	<b>37</b>	<b>0.10</b>	<b>0.0007</b>
<b>ALL REQUIREMENTS DEBT SERVICE 2015B</b>														
912797KM8	126854	US Treasury	04/30/2024	09/26/2024	0.000	5.371	4,800,000.00	4,760,713.09	102,710.67	0.00	0.9786	56	0.15	0.0010
912797KM8	126921	US Treasury	06/27/2024	09/26/2024	0.000	5.388	925,000.00	917,429.09	12,228.50	0.00	0.9868	56	0.15	0.0010
91282CFN6	126897	US Treasury	05/30/2024	09/30/2024	4.250	5.325	1,000,000.00	1,012,417.58	3,671.87	14,282.79	0.9963	60	0.16	0.0011
91282CFN6	126939	US Treasury	07/30/2024	09/30/2024	4.250	5.200	950,000.00	961,796.70	1,632.81	13,568.65	0.9983	60	0.16	0.0011
N/A	118434	Goldman Sachs M-Mkt	01/28/2016	08/01/2024	4.920	4.920	334.60	334.60	0.00	780.39	1.0000	0	0.00	0.0000
					<b>1.080</b>	<b>5.346</b>	<b>7,675,334.60</b>	<b>7,652,691.06</b>	<b>120,243.85</b>	<b>28,631.83</b>	<b>0.9843</b>	<b>57</b>	<b>0.16</b>	<b>0.0010</b>
<b>ALL REQUIREMENTS DEBT SERVICE 2016A</b>														
912797KM8	126855	US Treasury	04/30/2024	09/26/2024	0.000	5.371	19,000,000.00	18,844,489.33	406,563.06	0.00	0.9786	56	0.15	0.0010
912797KM8	126920	US Treasury	06/27/2024	09/26/2024	0.000	5.388	3,580,000.00	3,550,698.52	47,327.60	0.00	0.9868	56	0.15	0.0010
91282CFN6	126895	US Treasury	05/30/2024	09/30/2024	4.250	5.325	3,650,000.00	3,695,324.17	13,402.34	52,132.17	0.9963	60	0.16	0.0011
91282CFN6	126945	US Treasury	07/30/2024	09/30/2024	4.250	5.200	3,680,000.00	3,725,696.70	6,325.00	52,560.66	0.9983	60	0.16	0.0011
N/A	118861	Goldman Sachs M-Mkt	05/12/2016	08/01/2024	4.920	4.920	2,571.70	2,571.70	0.00	2,909.70	1.0000	0	0.00	0.0000
					<b>1.042</b>	<b>5.347</b>	<b>29,912,571.70</b>	<b>29,818,780.42</b>	<b>473,618.00</b>	<b>107,602.53</b>	<b>0.9842</b>	<b>57</b>	<b>0.16</b>	<b>0.0010</b>

# Investment Report

August 1, 2024

<u>CUSIP</u>	<u>ContNo</u>	<u>Issuer</u>	<u>Purchase Date</u>	<u>Maturity Date</u>	<u>Coupon</u>	<u>Yield to Maturity</u>	<u>Current Par</u>	<u>Market Value</u>	<u>(Premium)/Discount</u>	<u>Accrued Interest</u>	<u>Original Cost</u>	<u>Days To Maturity</u>	<u>Duration</u>	<u>Convexity</u>
<b>ALL REQUIREMENTS DEBT SERVICE 2017A</b>														
912797KM8	126856	US Treasury	04/30/2024	09/26/2024	0.000	5.371	385,000.00	381,848.86	8,238.25	0.00	0.9786	56	0.15	0.0010
912797KM8	126919	US Treasury	06/27/2024	09/26/2024	0.000	5.388	305,000.00	302,503.64	4,032.10	0.00	0.9868	56	0.15	0.0010
91282CFN6	126884	US Treasury	05/30/2024	09/30/2024	4.250	5.325	275,000.00	278,414.83	1,009.77	3,927.77	0.9963	60	0.16	0.0011
91282CFN6	126941	US Treasury	07/30/2024	09/30/2024	4.250	5.200	300,000.00	303,725.27	515.62	4,284.84	0.9983	60	0.16	0.0011
N/A	120615	Goldman Sachs M-Mkt	06/30/2017	08/01/2024	4.920	4.920	2,748.89	2,748.89	0.00	265.42	1.0000	0	0.00	0.0000
					<b>1.938</b>	<b>5.324</b>	<b>1,267,748.89</b>	<b>1,269,241.49</b>	<b>13,795.74</b>	<b>8,478.03</b>	<b>0.9891</b>	<b>58</b>	<b>0.16</b>	<b>0.0010</b>
<b>ALL REQUIREMENTS DEBT SERVICE 2017B</b>														
912797KM8	126857	US Treasury	04/30/2024	09/26/2024	0.000	5.371	5,400,000.00	5,355,802.23	115,549.50	0.00	0.9786	56	0.15	0.0010
912797KM8	126917	US Treasury	06/27/2024	09/26/2024	0.000	5.388	830,000.00	823,206.64	10,972.60	0.00	0.9868	56	0.15	0.0010
91282CFN6	126883	US Treasury	05/30/2024	09/30/2024	4.250	5.325	900,000.00	911,175.82	3,304.69	12,854.51	0.9963	60	0.16	0.0011
91282CFN6	126943	US Treasury	07/30/2024	09/30/2024	4.250	5.200	848,000.00	858,530.11	1,457.50	12,111.80	0.9983	60	0.16	0.0011
N/A	120616	Goldman Sachs M-Mkt	06/30/2017	08/01/2024	4.920	4.920	1,159.69	1,159.69	0.00	685.22	1.0000	0	0.00	0.0000
					<b>0.932</b>	<b>5.349</b>	<b>7,979,159.69</b>	<b>7,949,874.49</b>	<b>131,284.29</b>	<b>25,651.53</b>	<b>0.9835</b>	<b>57</b>	<b>0.16</b>	<b>0.0010</b>
<b>ALL REQUIREMENTS DEBT SERVICE 2018A</b>														
912797KM8	126858	US Treasury	04/30/2024	09/26/2024	0.000	5.371	190,000.00	188,444.89	4,065.63	0.00	0.9786	56	0.15	0.0010
912797KM8	126918	US Treasury	06/27/2024	09/26/2024	0.000	5.388	185,000.00	183,485.82	2,445.70	0.00	0.9868	56	0.15	0.0010
91282CFN6	126885	US Treasury	05/30/2024	09/30/2024	4.250	5.325	160,000.00	161,986.81	587.50	2,285.25	0.9963	60	0.16	0.0011
91282CFN6	126942	US Treasury	07/30/2024	09/30/2024	4.250	5.200	185,000.00	187,297.25	317.97	2,642.32	0.9983	60	0.16	0.0011
N/A	122318	Goldman Sachs M-Mkt	07/26/2018	08/01/2024	4.920	4.920	3,658.99	3,658.99	0.00	180.31	1.0000	0	0.00	0.0000
					<b>2.051</b>	<b>5.319</b>	<b>723,658.99</b>	<b>724,873.76</b>	<b>7,416.80</b>	<b>5,107.88</b>	<b>0.9898</b>	<b>58</b>	<b>0.16</b>	<b>0.0010</b>
<b>ALL REQUIREMENTS DEBT SERVICE 2019A</b>														
912797KM8	126859	US Treasury	04/30/2024	09/26/2024	0.000	5.371	335,000.00	332,258.10	7,168.35	0.00	0.9786	56	0.15	0.0010
912797KM8	126916	US Treasury	06/27/2024	09/26/2024	0.000	5.388	325,000.00	322,339.95	4,296.50	0.00	0.9868	56	0.15	0.0010
91282CFN6	126886	US Treasury	05/30/2024	09/30/2024	4.250	5.325	300,000.00	303,725.27	1,101.56	4,284.84	0.9963	60	0.16	0.0011
91282CFN6	126940	US Treasury	07/30/2024	09/30/2024	4.250	5.200	322,000.00	325,998.46	553.44	4,599.06	0.9983	60	0.16	0.0011
N/A	124837	Goldman Sachs M-Mkt	11/25/2019	08/01/2024	4.920	4.920	2,916.84	2,916.84	0.00	277.80	1.0000	0	0.00	0.0000
					<b>2.069</b>	<b>5.321</b>	<b>1,284,916.84</b>	<b>1,287,238.62</b>	<b>13,119.85</b>	<b>9,161.70</b>	<b>0.9898</b>	<b>58</b>	<b>0.16</b>	<b>0.0010</b>
<b>ALL REQUIREMENTS DEBT SERVICE 2021A</b>														
912797KM8	126860	US Treasury	04/30/2024	09/26/2024	0.000	5.371	140,000.00	138,854.13	2,995.73	0.00	0.9786	56	0.15	0.0010
91282CFN6	126887	US Treasury	05/30/2024	09/30/2024	4.250	5.325	90,000.00	91,117.58	330.47	1,285.45	0.9963	60	0.16	0.0011
91282CFN6	126944	US Treasury	07/30/2024	09/30/2024	4.250	5.200	185,000.00	187,297.25	317.97	2,642.32	0.9983	60	0.16	0.0011
N/A	125470	Goldman Sachs M-Mkt	04/30/2021	08/01/2024	4.920	4.920	2,450.31	2,450.31	0.00	463.91	1.0000	0	0.00	0.0000
					<b>2.829</b>	<b>5.283</b>	<b>417,450.31</b>	<b>419,719.27</b>	<b>3,644.17</b>	<b>4,391.68</b>	<b>0.9913</b>	<b>58</b>	<b>0.16</b>	<b>0.0010</b>
<b>ALL REQUIREMENTS DEBT SERVICE 2021B</b>														
912797KM8	126861	US Treasury	04/30/2024	09/26/2024	0.000	5.371	475,000.00	471,112.23	10,164.08	0.00	0.9786	56	0.15	0.0010
912797KM8	126915	US Treasury	06/27/2024	09/26/2024	0.000	5.388	120,000.00	119,017.83	1,586.40	0.00	0.9868	56	0.15	0.0010
91282CFN6	126896	US Treasury	05/30/2024	09/30/2024	4.250	5.325	120,000.00	121,490.11	440.62	1,713.93	0.9963	60	0.16	0.0011
91282CFN6	126946	US Treasury	07/30/2024	09/30/2024	4.250	5.200	125,000.00	126,552.20	214.84	1,785.35	0.9983	60	0.16	0.0011
N/A	125477	Goldman Sachs M-Mkt	05/04/2021	08/01/2024	4.920	4.920	4,325.12	4,325.12	0.00	129.71	1.0000	0	0.00	0.0000
					<b>1.258</b>	<b>5.339</b>	<b>844,325.12</b>	<b>842,497.49</b>	<b>12,405.94</b>	<b>3,628.99</b>	<b>0.9853</b>	<b>57</b>	<b>0.16</b>	<b>0.0010</b>

# Investment Report

August 1, 2024

<u>CUSIP</u>	<u>ContNo</u>	<u>Issuer</u>	<u>Purchase Date</u>	<u>Maturity Date</u>	<u>Coupon</u>	<u>Yield to Maturity</u>	<u>Current Par</u>	<u>Market Value</u>	<u>(Premium)/Discount</u>	<u>Accrued Interest</u>	<u>Original Cost</u>	<u>Days To Maturity</u>	<u>Duration</u>	<u>Convexity</u>
<b>ALL REQUIREMENTS GENERAL RESERVE</b>														
06741FMG9	126836	CP: Barclays	04/24/2024	12/16/2024	0.000	5.550	500,000.00	494,059.54	17,273.92	0.00	0.0555	137	0.38	0.0032
06741FML8	126878	CP: Barclays	05/28/2024	12/20/2024	0.000	5.643	500,000.00	493,888.22	15,392.78	0.00	0.9692	141	0.39	0.0033
06741FQC4	126906	CP: Barclays	06/20/2024	03/12/2025	0.000	5.453	500,000.00	495,179.94	19,212.50	0.00	0.9616	223	0.61	0.0067
254673MP8	126585	CD: Discover Bank	08/23/2023	02/22/2028	3.000	3.000	245,000.00	227,511.14	0.00	3,242.05	1.0000	1,300	3.35	0.1356
3130AWS92	126736	FHLB	01/05/2024	09/12/2025	4.875	4.540	1,000,000.00	1,014,367.89	(5,317.00)	18,822.92	1.0053	407	1.08	0.0182
3130AYCN4	126732	FHLB	01/05/2024	01/03/2025	4.750	4.860	1,000,000.00	1,001,396.54	1,060.00	3,694.44	0.9989	155	0.42	0.0038
3130AYDV5	126738	FHLB - Callable	01/08/2024	01/08/2026	4.850	4.850	1,000,000.00	997,097.53	0.00	3,098.61	1.0000	525	1.40	0.0276
3135GAG54	126842	FNMA - Callable	04/24/2024	09/30/2024	5.250	5.250	400,000.00	406,973.75	31.14	7,058.33	0.9999	60	0.16	0.0011
45685QPA1	126871	CP: ING Funding	05/08/2024	02/10/2025	0.000	5.575	1,000,000.00	983,343.54	40,628.12	0.00	0.9594	193	0.53	0.0053
6174468C6	126933	CORP: MORGAN STANLEY	07/10/2024	07/23/2025	4.000	5.305	500,000.00	496,461.82	6,505.00	444.44	0.9870	356	0.96	0.0145
75951AAL2	126841	CORP: TOMARI	04/24/2024	10/30/2024	2.500	5.700	500,000.00	499,647.42	8,036.70	3,159.72	0.0570	90	0.25	0.0018
912797HE0	126845	US Treasury	04/24/2024	10/31/2024	0.000	5.404	500,000.00	493,383.72	13,644.10	0.00	0.9727	91	0.25	0.0018
91282CFQ9	126770	US Treasury	02/07/2024	10/31/2024	4.375	4.975	500,000.00	504,369.24	2,171.20	5,558.40	0.9957	91	0.25	0.0018
91282CFX4	126843	US Treasury	04/24/2024	11/30/2024	4.500	5.096	300,000.00	301,498.74	1,114.21	2,286.89	0.0510	121	0.34	0.0027
VP4560000	124710	Principal	11/25/2019	08/01/2024	5.190	5.190	1,077,879.08	1,077,879.08	0.00	5,038.59	1.0000	0	0.00	0.0000
					<b>3.118</b>	<b>5.124</b>	<b>9,522,879.08</b>	<b>9,487,058.11</b>	<b>119,752.67</b>	<b>52,404.39</b>	<b>0.8612</b>	<b>233</b>	<b>0.63</b>	<b>0.0111</b>
<b>ALL REQUIREMENTS O&amp;M</b>														
24422EWS4	126820	CORP: JOHN DEERE	04/05/2024	03/03/2025	5.150	5.178	3,000,000.00	3,063,582.86	870.00	63,516.67	0.9997	214	0.57	0.0069
3133EPJ71	126692	FFCB	12/05/2023	12/04/2024	5.125	5.100	2,000,000.00	2,014,854.81	(476.00)	16,229.17	1.0002	125	0.34	0.0028
45685QPA1	126868	CP: ING Funding	05/08/2024	02/10/2025	0.000	5.575	2,000,000.00	1,966,687.08	81,256.24	0.00	0.9594	193	0.53	0.0053
63307LRG8	126955	CP: NATL BANK OF CAN	07/30/2024	04/16/2025	0.000	5.161	1,000,000.00	977,798.74	35,461.11	0.00	0.9645	258	0.71	0.0083
63307LSU6	126900	CP: NATL BANK OF CAN	06/07/2024	05/28/2025	0.000	5.430	2,500,000.00	2,467,685.62	126,961.80	0.00	0.9492	300	0.82	0.0107
68608VDV3	125401	MUNI: Oregon State	03/26/2021	05/01/2025	3.069	0.900	1,000,000.00	964,864.00	(87,050.00)	7,672.50	1.0871	273	0.74	0.0094
808513AX3	126960	CORP: SCHWAB	07/30/2024	05/21/2025	3.850	5.191	2,000,000.00	1,997,336.12	21,080.00	14,972.22	0.9895	293	0.79	0.0107
912828YM6	125836	US Treasury	03/18/2022	10/31/2024	1.500	1.035	1,000,000.00	946,309.76	(11,996.28)	3,790.76	0.0104	91	0.25	0.0015
91282CDS7	126813	US Treasury	04/04/2024	01/15/2025	1.125	5.125	1,000,000.00	929,150.20	30,234.37	519.70	0.9698	167	0.46	0.0040
91282CFX4	126496	US Treasury	06/15/2023	11/30/2024	4.500	5.058	500,000.00	502,528.20	3,902.09	3,812.50	0.9922	121	0.34	0.0027
N/A	125279	All Req. SBA	11/05/2020	08/01/2024	5.520	5.520	27,326,688.24	27,326,688.24	0.00	4,190.09	1.0000	0	0.00	0.0000
VP4560000	124611	Principal	11/21/2019	08/01/2024	5.190	5.190	19,602,458.50	19,602,458.50	0.00	118,903.17	1.0000	0	0.00	0.0000
					<b>4.671</b>	<b>5.215</b>	<b>62,929,146.74</b>	<b>62,759,944.13</b>	<b>200,243.33</b>	<b>233,606.78</b>	<b>0.9809</b>	<b>55</b>	<b>0.15</b>	<b>0.0017</b>



# Investment Report

August 1, 2024

CUSIP	ContNo	Issuer	Purchase Date	Maturity Date	Coupon	Yield to Maturity	Current Par	Market Value	(Premium)/Discount	Accrued Interest	Original Cost	Days To Maturity	Duration	Convexity
<b>ALL REQUIREMENTS RENEWAL &amp; REPLACEMENT</b>														
037833BY5	125408	CORP: APPLE INC	03/30/2021	02/23/2026	3.250	1.233	1,500,000.00	1,492,058.09	(143,370.00)	21,395.83	1.0956	571	1.52	0.0323
06406HCX5	125834	CORP: Bank of NY	03/17/2022	09/11/2024	3.250	2.403	2,000,000.00	2,020,380.90	(40,600.00)	25,277.78	1.0203	41	0.11	0.0007
283770NU5	125405	MUNI: EL PASO SCHOOL	03/29/2021	08/15/2026	5.000	0.996	1,500,000.00	1,543,209.08	(313,680.00)	34,583.33	1.2091	744	1.92	0.0496
3130ATVD6	126406	FHLB	04/27/2023	09/13/2024	4.875	4.553	1,500,000.00	1,527,097.22	(6,300.00)	28,031.25	1.0042	43	0.12	0.0007
3130AVHB1	126350	FHLB - Callable	03/30/2023	03/28/2025	5.375	5.375	1,000,000.00	1,018,851.61	0.00	18,364.58	1.0000	239	0.64	0.0079
3130AWLY4	126772	FHLB	02/08/2024	06/13/2025	5.125	4.594	1,500,000.00	1,508,121.58	(10,200.00)	10,250.00	1.0068	316	0.85	0.0120
3130AYCN4	126734	FHLB	01/08/2024	01/03/2025	4.750	4.835	1,500,000.00	1,502,094.81	1,223.08	5,541.67	0.9992	155	0.42	0.0038
3133EPCW3	126329	FFCB	03/10/2023	03/10/2025	5.000	5.170	750,000.00	763,374.38	2,393.35	14,687.50	0.9968	221	0.59	0.0071
3134GYJY9	126307	FHLMC - Callable	02/28/2023	08/28/2024	5.300	5.300	1,500,000.00	1,533,621.65	0.00	33,787.50	1.0000	27	0.07	0.0004
31424WJZ6	126902	FAMCA	06/10/2024	06/10/2026	5.240	5.240	2,000,000.00	2,013,069.91	0.00	14,846.67	1.0000	678	1.78	0.0424
37828VJ38	126867	CP: Glencove Fdg	05/08/2024	09/03/2024	0.000	5.526	4,000,000.00	3,988,448.51	70,013.33	0.00	0.9825	33	0.09	0.0005
63743HFE7	126514	CORP: Natl Rural Ut	07/12/2023	06/15/2025	3.450	5.400	1,000,000.00	991,763.16	35,232.60	4,408.33	0.9648	318	0.86	0.0122
64971XEK0	125399	MUNI: NYC Trans Fin	03/25/2021	08/01/2026	3.430	1.110	1,500,000.00	1,412,805.00	(180,225.00)	25,725.00	1.1202	730	1.92	0.0483
64971XEK0	125403	MUNI: NYC Trans Fin	03/29/2021	08/01/2026	3.430	1.106	1,500,000.00	1,412,805.00	(180,225.00)	25,725.00	1.1202	730	1.92	0.0483
64971XJB5	126774	MUNI: NYC	02/09/2024	11/01/2025	2.740	4.530	1,450,000.00	1,456,016.23	42,717.00	9,932.50	0.9705	457	1.24	0.0224
6944PL2B4	126739	CORP: PACIFIC LIFE	01/09/2024	06/24/2025	1.200	4.940	1,500,000.00	1,453,836.15	77,925.00	1,900.00	0.9481	327	0.89	0.0125
74153WCQ0	126875	CORP: PRICOA GL FD	05/09/2024	12/06/2024	1.150	5.503	2,000,000.00	1,975,017.05	48,643.50	3,513.89	0.9757	127	0.35	0.0029
74153WCR8	126804	CORP: PRICOA GL FD	03/22/2024	08/28/2025	4.200	5.162	1,530,000.00	1,547,843.22	20,393.78	27,310.50	0.9867	392	1.04	0.0174
882724RB5	125406	MUNI: STATE OF TEXAS	03/29/2021	10/01/2026	5.000	0.964	2,000,000.00	2,043,216.33	(431,860.00)	33,333.33	1.2159	791	2.05	0.0549
902273WX5	121455	MUNI: TYLER	12/08/2017	02/15/2026	5.000	1.870	700,000.00	752,675.30	(165,564.00)	16,153.85	1.2365	563	1.47	0.0317
91282CFX4	126788	US Treasury	02/21/2024	11/30/2024	4.500	5.096	2,000,000.00	2,009,991.61	9,062.00	15,245.90	0.9955	121	0.34	0.0027
91282CJT9	126751	US Treasury	01/19/2024	01/15/2027	4.000	4.135	2,000,000.00	1,997,034.67	7,500.00	3,695.65	0.9963	897	2.36	0.0697
VP4560000	124585	Principal	11/04/2019	08/01/2024	5.190	5.190	6,453,984.90	6,453,984.90	0.00	27,363.04	1.0000	0	0.00	0.0000
					<b>3.794</b>	<b>4.146</b>	<b>42,383,984.90</b>	<b>42,417,316.36</b>	<b>(1,156,920.36)</b>	<b>401,073.10</b>	<b>1.0273</b>	<b>313</b>	<b>0.83</b>	<b>0.0181</b>
<b>ALL REQUIREMENTS SOLAR O&amp;M</b>														
VP4560000	125040	Principal	04/27/2020	08/01/2024	5.190	5.190	2,036,985.82	2,036,985.82	0.00	9,377.39	1.0000	0	0.00	0.0000
					<b>5.190</b>	<b>5.190</b>	<b>2,036,985.82</b>	<b>2,036,985.82</b>	<b>0.00</b>	<b>9,377.39</b>	<b>1.0000</b>	<b>0</b>	<b>0.00</b>	<b>0.0000</b>
<b>ALL REQUIREMENTS SUBORDINATE DEBT</b>														
N/A	125086	Goldman Sachs M-Mkt	05/29/2020	08/01/2024	4.920	4.920	2.71	2.71	0.00	0.01	1.0000	0	0.00	0.0000
					<b>4.920</b>	<b>4.920</b>	<b>2.71</b>	<b>2.71</b>	<b>0.00</b>	<b>0.01</b>	<b>1.0000</b>	<b>0</b>	<b>0.00</b>	<b>0.0000</b>
<b>ARP PLOAN DEBT SVC 2022 BNY</b>														
X9X9USDADM1	126130	MORGAN STANLEY LIQ	10/25/2022	08/01/2024	4.960	4.960	85,563.36	85,563.36	0.00	101.32	1.0000	0	0.00	0.0000
					<b>4.960</b>	<b>4.960</b>	<b>85,563.36</b>	<b>85,563.36</b>	<b>0.00</b>	<b>101.32</b>	<b>1.0000</b>	<b>0</b>	<b>0.00</b>	<b>0.0000</b>
<b>ARP PLOAN DEBT SVC 2022 TD BANK</b>														
N/A	126185	Goldman Sachs M-Mkt	10/25/2022	08/01/2024	4.920	4.920	27.60	27.60	0.00	0.13	1.0000	0	0.00	0.0000
					<b>4.920</b>	<b>4.920</b>	<b>27.60</b>	<b>27.60</b>	<b>0.00</b>	<b>0.13</b>	<b>1.0000</b>	<b>0</b>	<b>0.00</b>	<b>0.0000</b>

# Investment Report

August 1, 2024

CUSIP	ContNo	Issuer	Purchase Date	Maturity Date	Coupon	Yield to Maturity	Current Par	Market Value	(Premium)/Discount	Accrued Interest	Original Cost	Days To Maturity	Duration	Convexity
<b>ARP PLOAN PROJ FD 2022 BNY</b>														
X9X9USDADM1	126088	MORGAN STANLEY LIQ	09/30/2022	08/01/2024	4.960	4.960	15,000,000.00	15,000,000.00	0.00	66,460.06	1.0000	0	0.00	0.0000
					<b>4.960</b>	<b>4.960</b>	<b>15,000,000.00</b>	<b>15,000,000.00</b>	<b>0.00</b>	<b>66,460.06</b>	<b>1.0000</b>	<b>0</b>	<b>0.00</b>	<b>0.0000</b>
<b>ARP PLOAN REV FD 22 BNY</b>														
X9X9USDADM1	126611	MORGAN STANLEY LIQ	05/02/2023	08/01/2024	4.960	4.960	4.65	4.65	0.00	0.01	1.0000	0	0.00	0.0000
					<b>4.960</b>	<b>4.960</b>	<b>4.65</b>	<b>4.65</b>	<b>0.00</b>	<b>0.01</b>	<b>1.0000</b>	<b>0</b>	<b>0.00</b>	<b>0.0000</b>
		<b>ARP Pool Summary</b>			<b>3.464</b>	<b>4.368</b>	<b>272,083,290.38</b>	<b>269,586,838.83</b>	<b>(1,655,721.96)</b>	<b>1,215,978.60</b>	<b>0.9980</b>	<b>134</b>	<b>0.36</b>	<b>0.0059</b>
<b>Bushnell Rate Stabilization Fund</b>														
VP4560000	124580	Principal	11/04/2019	08/01/2024	5.190	5.190	85,394.51	85,394.51	0.00	393.12	1.0000	0	0.00	0.0000
					<b>5.190</b>	<b>5.190</b>	<b>85,394.51</b>	<b>85,394.51</b>	<b>0.00</b>	<b>393.12</b>	<b>1.0000</b>	<b>0</b>	<b>0.00</b>	<b>0.0000</b>
		<b>BUSH Pool Summary</b>			<b>5.190</b>	<b>5.190</b>	<b>85,394.51</b>	<b>85,394.51</b>	<b>0.00</b>	<b>393.12</b>	<b>1.0000</b>	<b>0</b>	<b>0.00</b>	<b>0.0000</b>
<b>FMPA CLEWISTON PL 2021 DEBT SERVICE FUND</b>														
N/A	126074	Goldman Sachs M-Mkt	08/31/2021	08/01/2024	4.920	4.920	90.63	90.63	0.00	0.40	1.0000	0	0.00	0.0000
					<b>4.920</b>	<b>4.920</b>	<b>90.63</b>	<b>90.63</b>	<b>0.00</b>	<b>0.40</b>	<b>1.0000</b>	<b>0</b>	<b>0.00</b>	<b>0.0000</b>
<b>FMPA CLEWISTON PL 2021 PROCEEDS</b>														
N/A	125651	Goldman Sachs M-Mkt	09/30/2021	08/01/2024	4.920	4.920	1,201,521.34	1,201,521.34	0.00	5,242.98	1.0000	0	0.00	0.0000
					<b>4.920</b>	<b>4.920</b>	<b>1,201,521.34</b>	<b>1,201,521.34</b>	<b>0.00</b>	<b>5,242.98</b>	<b>1.0000</b>	<b>0</b>	<b>0.00</b>	<b>0.0000</b>
<b>FMPA CLEWISTON PL 2021 REVENUE &amp; EXPENSE</b>														
N/A	126075	Goldman Sachs M-Mkt	09/23/2022	08/01/2024	4.920	4.920	19.61	19.61	0.00	0.08	1.0000	0	0.00	0.0000
					<b>4.920</b>	<b>4.920</b>	<b>19.61</b>	<b>19.61</b>	<b>0.00</b>	<b>0.08</b>	<b>1.0000</b>	<b>0</b>	<b>0.00</b>	<b>0.0000</b>
		<b>CLEW Pool Summary</b>			<b>4.920</b>	<b>4.920</b>	<b>1,201,631.58</b>	<b>1,201,631.58</b>	<b>0.00</b>	<b>5,243.46</b>	<b>1.0000</b>	<b>0</b>	<b>0.00</b>	<b>0.0000</b>
<b>FMPA Pool Loan Working Capital</b>														
VP4560000	124586	Principal	11/04/2019	08/01/2024	5.190	5.190	7,139.49	7,139.49	0.00	72.34	1.0000	0	0.00	0.0000
					<b>5.190</b>	<b>5.190</b>	<b>7,139.49</b>	<b>7,139.49</b>	<b>0.00</b>	<b>72.34</b>	<b>1.0000</b>	<b>0</b>	<b>0.00</b>	<b>0.0000</b>
		<b>FMPA Pool Summary</b>			<b>5.190</b>	<b>5.190</b>	<b>7,139.49</b>	<b>7,139.49</b>	<b>0.00</b>	<b>72.34</b>	<b>1.0000</b>	<b>0</b>	<b>0.00</b>	<b>0.0000</b>
<b>FMPA PL HOMESTEAD PROJECT FUND 2021</b>														
N/A	125532	Goldman Sachs M-Mkt	06/28/2021	08/01/2024	4.920	4.920	4,245,200.68	4,245,200.68	0.00	18,524.42	1.0000	0	0.00	0.0000
					<b>4.920</b>	<b>4.920</b>	<b>4,245,200.68</b>	<b>4,245,200.68</b>	<b>0.00</b>	<b>18,524.42</b>	<b>1.0000</b>	<b>0</b>	<b>0.00</b>	<b>0.0000</b>
<b>FMPA PL HOMESTEAD REVENUE EXPENSE FUND 2021</b>														
N/A	125848	Goldman Sachs M-Mkt	03/25/2022	04/04/2042	4.920	4.920	19.33	19.33	0.00	0.08	1.0000	6,455	17.67	3.2113
					<b>4.920</b>	<b>4.920</b>	<b>19.33</b>	<b>19.33</b>	<b>0.00</b>	<b>0.08</b>	<b>1.0000</b>	<b>6,455</b>	<b>17.67</b>	<b>3.2113</b>
<b>HOMESTEAD PL DEBT SERVICE 2022</b>														
N/A	126363	Goldman Sachs M-Mkt	03/16/2023	08/01/2024	4.920	4.920	427.51	427.51	0.00	1.86	1.0000	0	0.00	0.0000
					<b>4.920</b>	<b>4.920</b>	<b>427.51</b>	<b>427.51</b>	<b>0.00</b>	<b>1.86</b>	<b>1.0000</b>	<b>0</b>	<b>0.00</b>	<b>0.0000</b>

# Investment Report

August 1, 2024

CUSIP	ContNo	Issuer	Purchase Date	Maturity Date	Coupon	Yield to Maturity	Current Par	Market Value	(Premium)/Discount	Accrued Interest	Original Cost	Days To Maturity	Duration	Convexity
<b>HOMESTEAD PL PROJECT FUND 2022</b>														
N/A	126181	Goldman Sachs M-Mkt	11/17/2022	08/01/2024	4.920	4.920	4,918,434.60	4,918,434.60	0.00	21,477.56	1.0000	0	0.00	0.0000
					<b>4.920</b>	<b>4.920</b>	<b>4,918,434.60</b>	<b>4,918,434.60</b>	<b>0.00</b>	<b>21,477.56</b>	<b>1.0000</b>	<b>0</b>	<b>0.00</b>	<b>0.0000</b>
<b>HOMESTEAD PL REVENUE EXPESNE 2022</b>														
N/A	126364	Goldman Sachs M-Mkt	03/16/2023	08/01/2024	4.920	4.920	16.02	16.02	0.00	0.07	1.0000	0	0.00	0.0000
					<b>4.920</b>	<b>4.920</b>	<b>16.02</b>	<b>16.02</b>	<b>0.00</b>	<b>0.07</b>	<b>1.0000</b>	<b>0</b>	<b>0.00</b>	<b>0.0000</b>
		<b>HMST Pool Summary</b>			<b>4.920</b>	<b>4.920</b>	<b>9,164,098.14</b>	<b>9,164,098.14</b>	<b>0.00</b>	<b>40,003.99</b>	<b>1.0000</b>	<b>0</b>	<b>0.00</b>	<b>0.0000</b>
<b>FMPA PL HOMESTEAD DEBT SERVICE 2021</b>														
N/A	125650	Goldman Sachs M-Mkt	09/24/2021	08/01/2024	4.920	4.920	246.90	246.90	0.00	1.07	1.0000	0	0.00	0.0000
					<b>4.920</b>	<b>4.920</b>	<b>246.90</b>	<b>246.90</b>	<b>0.00</b>	<b>1.07</b>	<b>1.0000</b>	<b>0</b>	<b>0.00</b>	<b>0.0000</b>
		<b>HOME Pool Summary</b>			<b>4.920</b>	<b>4.920</b>	<b>246.90</b>	<b>246.90</b>	<b>0.00</b>	<b>1.07</b>	<b>1.0000</b>	<b>0</b>	<b>0.00</b>	<b>0.0000</b>
<b>Kissimmee Rate Stabilization Fund</b>														
VP4560000	124581	Principal	11/04/2019	08/01/2024	5.190	5.190	17,236.94	17,236.94	0.00	1,230.28	1.0000	0	0.00	0.0000
					<b>5.190</b>	<b>5.190</b>	<b>17,236.94</b>	<b>17,236.94</b>	<b>0.00</b>	<b>1,230.28</b>	<b>1.0000</b>	<b>0</b>	<b>0.00</b>	<b>0.0000</b>
		<b>KUA Pool Summary</b>			<b>5.190</b>	<b>5.190</b>	<b>17,236.94</b>	<b>17,236.94</b>	<b>0.00</b>	<b>1,230.28</b>	<b>1.0000</b>	<b>0</b>	<b>0.00</b>	<b>0.0000</b>
<b>FMPA PL BUSHNELL Debt Service</b>														
N/A	124748	Goldman Sachs M-Mkt	12/10/2019	08/01/2024	4.920	4.920	209.57	209.57	0.00	524.13	1.0000	0	0.00	0.0000
					<b>4.920</b>	<b>4.920</b>	<b>209.57</b>	<b>209.57</b>	<b>0.00</b>	<b>524.13</b>	<b>1.0000</b>	<b>0</b>	<b>0.00</b>	<b>0.0000</b>
<b>FMPA PL BUSHNELL Revenue Fund</b>														
N/A	125799	Goldman Sachs M-Mkt	02/01/2022	08/01/2024	4.920	4.920	28.06	28.06	0.00	6.35	1.0000	0	0.00	0.0000
					<b>4.920</b>	<b>4.920</b>	<b>28.06</b>	<b>28.06</b>	<b>0.00</b>	<b>6.35</b>	<b>1.0000</b>	<b>0</b>	<b>0.00</b>	<b>0.0000</b>
		<b>POOL Pool Summary</b>			<b>4.920</b>	<b>4.920</b>	<b>237.63</b>	<b>237.63</b>	<b>0.00</b>	<b>530.48</b>	<b>1.0000</b>	<b>0</b>	<b>0.00</b>	<b>0.0000</b>
<b>St Lucie Contingency</b>														
052404QH6	126702	MUNI: Austin College	12/19/2023	02/01/2027	1.361	4.476	500,000.00	481,079.14	44,855.00	3,402.50	0.9103	914	2.45	0.0742
64952WEJ8	126703	CORP: NYLIFE	12/19/2023	10/29/2024	0.900	5.204	500,000.00	495,771.90	17,903.00	1,150.00	0.9642	89	0.24	0.0018
6944PL2B4	125378	CORP: PACIFIC LIFE	02/19/2021	06/24/2025	1.200	0.849	500,000.00	484,612.04	(7,450.00)	633.33	1.0149	327	0.89	0.0125
75951AAP3	126415	CORP: Reliance Stand	04/28/2023	05/07/2025	2.750	5.090	500,000.00	494,809.06	22,248.88	3,208.33	0.9555	279	0.76	0.0099
VP4560000	124587	Principal	11/04/2019	08/01/2024	5.190	5.190	535,348.05	535,348.05	0.00	2,464.52	1.0000	0	0.00	0.0000
					<b>2.321</b>	<b>4.176</b>	<b>2,535,348.05</b>	<b>2,491,620.19</b>	<b>77,556.88</b>	<b>10,858.68</b>	<b>0.9694</b>	<b>317</b>	<b>0.86</b>	<b>0.0194</b>
<b>St Lucie Debt Service 2013A</b>														
912797KM8	126847	US Treasury	04/30/2024	09/26/2024	0.000	5.371	860,000.00	852,961.10	18,402.33	0.00	0.9786	56	0.15	0.0010
912797KM8	126911	US Treasury	06/27/2024	09/26/2024	0.000	5.388	155,000.00	153,731.36	2,049.10	0.00	0.9868	56	0.15	0.0010
91282CFN6	126891	US Treasury	05/30/2024	09/30/2024	4.250	5.325	115,000.00	116,428.02	422.27	1,642.52	0.9963	60	0.16	0.0011
91282CFN6	126948	US Treasury	07/30/2024	09/30/2024	4.250	5.200	125,000.00	126,552.20	214.84	1,785.35	0.9983	60	0.16	0.0011
X9X9USDADM1	123469	MORGAN STANLEY LIQ	03/05/2019	08/01/2024	4.960	4.960	10,937.42	10,937.42	0.00	108.47	1.0000	0	0.00	0.0000
					<b>0.849</b>	<b>5.349</b>	<b>1,265,937.42</b>	<b>1,260,610.10</b>	<b>21,088.54</b>	<b>3,536.34</b>	<b>0.9833</b>	<b>56</b>	<b>0.15</b>	<b>0.0010</b>

# Investment Report

August 1, 2024

<u>CUSIP</u>	<u>ContNo</u>	<u>Issuer</u>	<u>Purchase Date</u>	<u>Maturity Date</u>	<u>Coupon</u>	<u>Yield to Maturity</u>	<u>Current Par</u>	<u>Market Value</u>	<u>(Premium)/Discount</u>	<u>Accrued Interest</u>	<u>Original Cost</u>	<u>Days To Maturity</u>	<u>Duration</u>	<u>Convexity</u>
<b>ST LUCIE DEBT SERVICE 2021A</b>														
912797KM8	126848	US Treasury	04/30/2024	09/26/2024	0.000	5.371	995,000.00	986,856.15	21,291.07	0.00	0.9786	56	0.15	0.0010
912797KM8	126912	US Treasury	06/27/2024	09/26/2024	0.000	5.388	185,000.00	183,485.82	2,445.70	0.00	0.9868	56	0.15	0.0010
91282CFN6	126892	US Treasury	05/30/2024	09/30/2024	4.250	5.325	160,000.00	161,986.81	587.50	2,285.25	0.9963	60	0.16	0.0011
91282CFN6	126951	US Treasury	07/30/2024	09/30/2024	4.250	5.200	160,000.00	161,986.81	275.00	2,285.25	0.9983	60	0.16	0.0011
X9X9USDADM1	125669	MORGAN STANLEY LIQ	10/20/2021	08/01/2024	4.960	4.960	12,472.93	12,472.93	0.00	135.15	1.0000	0	0.00	0.0000
					<b>0.940</b>	<b>5.347</b>	<b>1,512,472.93</b>	<b>1,506,788.52</b>	<b>24,599.27</b>	<b>4,705.65</b>	<b>0.9837</b>	<b>56</b>	<b>0.15</b>	<b>0.0010</b>
<b>ST LUCIE DEBT SERVICE 2021B</b>														
912797KM8	126849	US Treasury	04/30/2024	09/26/2024	0.000	5.371	150,000.00	148,772.28	3,209.71	0.00	0.9786	56	0.15	0.0010
912797KM8	126922	US Treasury	06/27/2024	09/26/2024	0.000	5.388	140,000.00	138,854.13	1,850.80	0.00	0.9868	56	0.15	0.0010
91282CFN6	126893	US Treasury	05/30/2024	09/30/2024	4.250	5.325	140,000.00	141,738.46	514.06	1,999.59	0.9963	60	0.16	0.0011
91282CFN6	126967	US Treasury	07/30/2024	09/30/2024	4.250	5.200	140,000.00	141,738.46	240.62	1,999.59	0.9983	60	0.16	0.0011
X9X9USDADM1	126049	MORGAN STANLEY LIQ	07/27/2022	08/01/2024	4.960	4.960	9,909.58	9,909.58	0.00	123.18	1.0000	0	0.00	0.0000
					<b>2.137</b>	<b>5.316</b>	<b>579,909.58</b>	<b>581,012.91</b>	<b>5,815.19</b>	<b>4,122.36</b>	<b>0.9900</b>	<b>57</b>	<b>0.16</b>	<b>0.0010</b>
<b>St Lucie Decommissioning</b>														
06051GFX2	126371	CORP: BANK OF AMER	04/18/2023	04/19/2026	3.500	4.685	5,000,000.00	4,969,337.49	164,200.00	49,583.33	0.9672	626	1.67	0.0377
06741FKF3	126825	CP: Barclays	04/11/2024	10/15/2024	0.000	5.584	10,000,000.00	9,934,606.87	277,383.33	0.00	0.9723	75	0.21	0.0014
11042LHC7	126826	CP: Britannia	04/11/2024	08/12/2024	0.000	5.530	10,000,000.00	9,990,355.19	182,450.00	0.00	0.9818	11	0.03	0.0002
25160PAM9	126903	Deutsche Bank	06/20/2024	09/09/2027	5.371	5.135	5,000,000.00	5,293,275.05	(34,250.00)	105,928.06	1.0069	1,134	2.85	0.1008
254845GR5	126423	MUNI: DC WATER	05/08/2023	10/01/2028	5.422	4.426	4,300,000.00	4,800,723.51	(203,433.00)	77,715.33	1.0473	1,522	3.74	0.1664
29449WAE7	126369	CORP: EQH	04/17/2023	01/09/2026	1.000	4.771	5,000,000.00	4,754,111.53	477,050.00	3,055.56	0.9046	526	1.43	0.0278
3130AWTR1	126576	FHLB	08/25/2023	09/08/2028	4.375	4.484	3,500,000.00	3,444,319.51	16,975.00	60,824.65	0.9952	1,499	3.74	0.1640
3133EPGT6	126394	FFCB	04/26/2023	04/26/2027	3.875	4.032	5,000,000.00	4,873,156.44	28,700.00	51,128.47	0.9943	998	2.59	0.0829
3133X8L34	109995	FHLB	07/28/2010	09/09/2024	5.365	3.850	500,000.00	516,688.47	(81,857.15)	10,580.97	1.1637	39	0.11	0.0007
3134GYNV0	126368	FHLMC - Callable	04/17/2023	04/17/2025	4.720	4.720	10,000,000.00	10,096,546.82	0.00	136,355.56	1.0000	259	0.70	0.0089
3134H12H5	126904	FHLMC - Callable	06/20/2024	06/17/2027	5.150	5.150	10,000,000.00	10,026,230.32	0.00	62,944.44	1.0000	1,050	2.70	0.0893
3135GAHR5	126447	FNMA - Callable	05/26/2023	05/22/2025	5.250	5.344	5,000,000.00	5,048,468.43	8,750.00	50,312.50	0.9983	294	0.79	0.0107
48133U5U2	126393	CORP: JP MORGAN	04/24/2023	04/24/2026	5.125	5.125	5,000,000.00	5,122,705.24	0.00	69,045.14	1.0000	631	1.65	0.0378
576000KW2	126424	MUNI: Mass School Bd	05/08/2023	06/15/2027	5.468	4.114	4,305,000.00	4,632,944.28	(217,789.95)	30,078.56	1.0506	1,048	2.68	0.0896
58989V2D5	126382	CORP: METLIFE	04/20/2023	09/14/2026	1.250	4.830	7,185,000.00	6,780,168.76	797,780.51	34,178.65	0.8890	774	2.09	0.0551
780082AD5	126370	CORP: ROYAL BK CA	04/17/2023	01/27/2026	4.650	4.900	5,000,000.00	5,006,457.78	32,450.00	2,583.33	0.9935	544	1.46	0.0294
78014RME7	126367	CORP: ROYAL BK CA	04/17/2023	10/17/2024	5.080	5.080	10,000,000.00	10,013,893.17	0.00	19,755.56	1.0000	77	0.21	0.0015
912797KM8	126853	US Treasury	04/30/2024	09/26/2024	0.000	5.371	135,000.00	133,895.06	2,888.74	0.00	0.9786	56	0.15	0.0010
912828J27	126785	US Treasury	02/21/2024	02/15/2025	2.000	4.991	5,000,000.00	4,964,099.06	141,796.87	46,153.85	0.9716	198	0.55	0.0061
91282CFN6	126879	US Treasury	05/30/2024	09/30/2024	4.250	5.325	130,000.00	131,614.29	477.34	1,856.76	0.9963	60	0.16	0.0011
X9X9USDADM1	123464	MORGAN STANLEY LIQ	03/06/2019	08/01/2024	4.960	4.960	6,034,035.25	6,034,035.25	0.00	25,755.40	1.0000	0	0.00	0.0000
					<b>3.512</b>	<b>4.961</b>	<b>116,089,035.25</b>	<b>116,567,632.52</b>	<b>1,593,571.69</b>	<b>837,836.12</b>	<b>0.9863</b>	<b>529</b>	<b>1.37</b>	<b>0.0409</b>

# Investment Report

August 1, 2024

<u>CUSIP</u>	<u>ContNo</u>	<u>Issuer</u>	<u>Purchase Date</u>	<u>Maturity Date</u>	<u>Coupon</u>	<u>Yield to Maturity</u>	<u>Current Par</u>	<u>Market Value</u>	<u>(Premium)/Discount</u>	<u>Accrued Interest</u>	<u>Original Cost</u>	<u>Days To Maturity</u>	<u>Duration</u>	<u>Convexity</u>
<b>St Lucie General Reserve</b>														
02665WDL2	126972	CORP: HONDA	07/10/2024	07/08/2025	1.200	5.290	500,000.00	483,762.55	19,560.00	383.33	0.9609	341	0.93	0.0134
06375MCK9	126625	CORP: BMO	10/18/2023	10/18/2028	6.250	6.250	1,000,000.00	1,106,850.09	0.00	17,881.94	1.0000	1,539	3.74	0.1660
06406FAC7	122918	CORP: Bank of NY	12/21/2018	05/04/2026	2.800	3.670	2,000,000.00	1,958,264.98	111,512.24	13,533.33	0.9442	641	1.71	0.0393
06745QR434	126969	Corp: Barclays	05/20/2024	05/20/2027	5.500	5.500	2,000,000.00	2,093,232.45	0.00	21,694.44	1.0000	1,022	2.61	0.0852
3130ATVD6	126405	FHLB	04/27/2023	09/13/2024	4.875	4.553	2,000,000.00	2,036,129.62	(8,400.00)	37,375.00	1.0042	43	0.12	0.0007
3130AUZC1	126416	FHLB	04/27/2023	03/14/2025	4.625	4.023	2,000,000.00	2,027,114.89	(14,600.01)	35,190.22	1.0073	225	0.60	0.0072
3130AWTR1	126600	FHLB	08/25/2023	09/08/2028	4.375	4.484	500,000.00	492,045.64	2,425.00	8,689.24	0.9952	1,499	3.74	0.1640
3130AXXF0	126694	FHLB - Callable	12/05/2023	11/27/2026	5.420	5.420	1,500,000.00	1,518,767.47	0.00	14,905.00	1.0000	848	2.19	0.0617
3130B0CP2	126794	FHLB	03/08/2024	09/04/2025	4.800	4.734	2,000,000.00	2,028,907.56	(1,860.00)	39,200.00	1.0009	399	1.06	0.0177
3133EPNB7	126499	FFCB	06/30/2023	06/20/2025	4.625	4.980	500,000.00	499,778.80	3,305.00	2,633.68	0.9934	323	0.87	0.0124
3133ERKM2	126965	FFCB	07/30/2024	07/08/2027	4.500	4.257	3,000,000.00	2,945,101.19	(19,856.25)	8,625.00	1.0066	1,071	2.77	0.0935
31422XB50	125995	FAMCA	07/28/2022	07/28/2025	3.630	3.666	1,500,000.00	1,476,740.98	1,500.00	453.75	0.9990	361	0.98	0.0148
606822AU8	124983	CORP: Mitsubishi UFG	03/10/2020	03/02/2025	3.777	1.625	1,000,000.00	1,007,699.25	(102,520.00)	15,632.58	1.1025	213	0.58	0.0068
62479LMD4	126800	CP: MUFG Bank	03/21/2024	12/13/2024	0.000	5.434	1,000,000.00	988,376.22	38,129.08	0.00	0.9619	134	0.37	0.0031
641062BK9	126798	CORP: NESNVX	03/11/2024	03/13/2026	5.250	4.798	2,000,000.00	2,062,564.62	(17,080.00)	40,250.00	1.0085	589	1.54	0.0337
64952WEY5	126662	CORP: NYLIFE	11/14/2023	01/09/2028	4.850	5.506	2,000,000.00	2,058,036.07	48,260.00	5,927.78	0.9759	1,256	3.21	0.1232
74368CBQ6	126435	CORP: PROTECTIVELIFE	05/17/2023	01/06/2026	5.366	4.590	2,000,000.00	2,027,572.23	(37,980.00)	7,452.78	1.0190	523	1.39	0.0275
89236TKX2	126964	CORP: Toyota Motor	07/30/2024	08/14/2026	5.000	4.699	3,000,000.00	3,108,409.80	(17,310.00)	69,583.33	1.0058	743	1.92	0.0496
91282CEQ0	125988	US Treasury	07/21/2022	05/15/2025	2.750	3.240	1,500,000.00	1,444,937.71	19,687.50	8,743.21	0.9869	287	0.78	0.0101
91282CFW6	126443	US Treasury	05/23/2023	11/15/2025	4.500	4.107	2,500,000.00	2,519,997.31	(22,849.83)	23,750.00	1.0091	471	1.26	0.0233
91282CGG0	126441	US Treasury	05/22/2023	01/31/2025	4.125	4.402	2,000,000.00	1,990,237.69	9,062.50	224.18	0.9955	183	0.50	0.0049
92818NGL6	124604	MUNI: VA STATE	11/20/2019	11/01/2024	2.200	2.101	2,000,000.00	1,918,917.44	(9,260.00)	11,244.44	1.0046	92	0.25	0.0017
VP4560000	124588	Principal	11/04/2019	08/01/2024	5.190	5.190	3,780,637.30	3,780,637.30	0.00	43,011.37	1.0000	0	0.00	0.0000
					<b>4.384</b>	<b>4.450</b>	<b>41,280,637.30</b>	<b>41,574,081.86</b>	<b>1,725.23</b>	<b>426,384.60</b>	<b>1.0000</b>	<b>528</b>	<b>1.37</b>	<b>0.0380</b>
<b>ST LUCIE NUCLEAR FUEL STABILIZATION</b>														
06741FK89	126795	CP: Barclays	03/08/2024	10/08/2024	0.000	5.499	1,000,000.00	994,067.40	31,148.89	0.00	0.9689	68	0.19	0.0012
3133EPNB7	126500	FFCB	06/30/2023	06/20/2025	4.625	4.980	1,250,000.00	1,249,446.99	8,262.50	6,584.20	0.9934	323	0.87	0.0124
64952WEK5	126805	CORP: NYLIFE	03/22/2024	01/14/2025	1.450	5.334	1,000,000.00	983,755.07	30,459.28	684.72	0.9695	166	0.45	0.0042
91282CGD7	126501	US Treasury	06/29/2023	12/31/2024	4.250	5.217	1,250,000.00	1,249,723.10	17,284.34	4,574.65	0.9862	152	0.42	0.0037
VP4560000	124589	Principal	11/04/2019	08/01/2024	5.190	5.190	2,522,222.05	2,522,222.05	0.00	10,103.96	1.0000	0	0.00	0.0000
					<b>3.650</b>	<b>5.222</b>	<b>7,022,222.05</b>	<b>6,999,214.61</b>	<b>87,155.01</b>	<b>21,947.53</b>	<b>0.9876</b>	<b>118</b>	<b>0.32</b>	<b>0.0037</b>

# Investment Report

August 1, 2024

<u>CUSIP</u>	<u>ContNo</u>	<u>Issuer</u>	<u>Purchase Date</u>	<u>Maturity Date</u>	<u>Coupon</u>	<u>Yield to Maturity</u>	<u>Current Par</u>	<u>Market Value</u>	<u>(Premium)/Discount</u>	<u>Accrued Interest</u>	<u>Original Cost</u>	<u>Days To Maturity</u>	<u>Duration</u>	<u>Convexity</u>
<b>St Lucie O&amp;M</b>														
3133ERKE0	126929	FFCB	07/08/2024	07/08/2025	5.125	5.105	1,000,000.00	1,001,777.62	(189.00)	3,274.31	1.0002	341	0.92	0.0135
62479LJG1	126710	CP: MUFG Bank	12/22/2023	09/16/2024	0.000	5.478	1,000,000.00	995,979.05	38,706.11	0.00	0.9613	46	0.13	0.0008
63307LSU6	126901	CP: NATL BANK OF CAN	06/07/2024	05/28/2025	0.000	5.430	750,000.00	740,305.69	38,088.54	0.00	0.9492	300	0.82	0.0107
6944PL2B4	126740	CORP: PACIFIC LIFE	01/09/2024	06/24/2025	1.200	4.940	1,000,000.00	969,224.10	51,950.00	1,266.67	0.9481	327	0.89	0.0125
83368YNR4	126924	CP: Societe Generale	07/03/2024	03/21/2025	0.000	5.493	1,000,000.00	979,991.31	37,795.86	0.00	0.9622	232	0.64	0.0070
89236TGT6	126289	CORP: Toyota Motor	02/07/2023	02/13/2025	1.800	4.620	1,000,000.00	990,557.21	53,715.00	8,400.00	0.9463	196	0.53	0.0059
89236TJT3	126773	CORP: Toyota Motor	02/09/2024	01/13/2025	1.450	4.960	500,000.00	491,943.43	15,729.26	362.50	0.9685	165	0.45	0.0042
N/A	125280	ST LUCIE SBA	11/05/2020	08/01/2024	5.520	5.520	6,136,138.10	6,136,138.10	0.00	940.87	1.0000	0	0.00	0.0000
VP4560000	124612	Principal	11/21/2019	08/01/2024	5.190	5.190	998,544.57	998,544.57	0.00	6,841.36	1.0000	0	0.00	0.0000
					<b>3.579</b>	<b>5.323</b>	<b>13,384,682.67</b>	<b>13,304,461.08</b>	<b>235,795.77</b>	<b>21,085.71</b>	<b>0.9824</b>	<b>108</b>	<b>0.30</b>	<b>0.0037</b>
<b>St Lucie R&amp;R</b>														
3130B0LP2	126833	FHLB - Callable	04/17/2024	09/17/2025	5.000	5.221	945,000.00	958,555.31	2,835.00	16,537.50	0.9970	412	1.09	0.0186
313384E88	126658	FHLB DN	11/13/2023	09/06/2024	0.000	5.452	500,000.00	497,360.60	21,253.19	0.00	0.9575	36	0.10	0.0006
3133EP2C8	126771	FFCB	02/08/2024	02/28/2025	4.750	4.772	500,000.00	508,573.15	100.00	10,093.75	0.9998	211	0.57	0.0066
3133ERBS9	126827	FFCB	04/17/2024	04/17/2025	5.125	5.194	500,000.00	506,804.37	330.00	7,402.78	0.9993	259	0.70	0.0089
3133ERMK4	126963	FFCB	07/30/2024	01/26/2026	4.625	4.612	1,000,000.00	991,292.94	(180.00)	642.36	1.0002	543	1.45	0.0292
3133ERMW8	126956	FFCB	07/30/2024	07/29/2025	4.750	4.809	1,000,000.00	995,125.48	570.00	263.89	0.9994	362	0.98	0.0148
59217GEW5	126872	CORP: METLIFE	05/09/2024	03/21/2025	2.800	5.357	500,000.00	497,912.34	10,705.00	5,055.56	0.9786	232	0.63	0.0075
62479LMD4	126799	CP: MUFG Bank	03/21/2024	12/13/2024	0.000	5.434	500,000.00	494,188.11	19,064.54	0.00	0.9619	134	0.37	0.0031
91282CFG1	126665	US Treasury	11/13/2023	08/31/2024	3.250	5.431	500,000.00	502,995.84	8,409.54	6,861.11	0.0543	30	0.09	0.0005
91282CFQ9	126660	US Treasury	11/13/2023	10/31/2024	4.375	5.371	500,000.00	502,182.28	4,628.91	5,528.19	0.9907	91	0.25	0.0018
91282CHH7	126966	US Treasury	07/30/2024	06/15/2026	4.125	4.414	1,000,000.00	1,001,648.89	5,200.00	5,297.13	0.9948	683	1.81	0.0435
VP4560000	124590	Principal	11/04/2019	08/01/2024	5.190	5.190	3,206,360.80	3,206,360.80	0.00	27,237.76	1.0000	0	0.00	0.0000
					<b>4.226</b>	<b>5.062</b>	<b>10,651,360.80</b>	<b>10,663,000.11</b>	<b>72,916.18</b>	<b>84,920.03</b>	<b>0.9496</b>	<b>232</b>	<b>0.62</b>	<b>0.0112</b>
<b>STL Pool Summary</b>					<b>3.689</b>	<b>4.889</b>	<b>194,321,606.05</b>	<b>194,948,421.90</b>	<b>2,120,223.76</b>	<b>1,415,397.02</b>	<b>0.9867</b>	<b>457</b>	<b>1.19</b>	<b>0.0338</b>
<b>Stanton Contingency</b>														
3130ARQ61	125890	FHLB	05/25/2022	10/21/2024	2.200	2.210	900,000.00	881,605.00	225.00	9,250.00	0.9998	81	0.22	0.0015
VP4560000	124591	Principal	11/04/2019	08/01/2024	5.190	5.190	260,323.14	260,323.14	0.00	1,198.41	1.0000	0	0.00	0.0000
					<b>2.871</b>	<b>2.879</b>	<b>1,160,323.14</b>	<b>1,141,928.14</b>	<b>225.00</b>	<b>10,448.41</b>	<b>0.9998</b>	<b>63</b>	<b>0.17</b>	<b>0.0012</b>
<b>Stanton General Reserve</b>														
3130A3GE8	126828	FHLB	04/17/2024	12/13/2024	2.750	5.290	2,000,000.00	1,988,944.03	32,390.31	7,333.33	0.9838	134	0.37	0.0031
3135GAG54	126357	FNMA - Callable	03/31/2023	09/30/2024	5.250	5.250	500,000.00	508,717.18	0.00	8,822.92	1.0000	60	0.16	0.0011
45685QPA1	126870	CP: ING Funding	05/08/2024	02/10/2025	0.000	5.575	500,000.00	491,671.77	20,314.06	0.00	0.9594	193	0.53	0.0053
576051VX1	125492	MUNI: MASSWTR	05/13/2021	08/01/2024	1.862	0.413	1,000,000.00	946,720.00	(46,250.00)	9,310.00	1.0463	0	0.00	0.0000
62479LMD4	126801	CP: MUFG Bank	03/21/2024	12/13/2024	0.000	5.434	2,000,000.00	1,976,752.45	76,258.16	0.00	0.9619	134	0.37	0.0031
89114QCH9	126930	CORP: TD BANK	07/10/2024	06/12/2025	1.150	5.420	2,000,000.00	1,939,827.63	75,840.00	3,130.56	0.9621	315	0.86	0.0118
91282JB81	126936	US Treasury	07/10/2024	09/30/2025	5.000	4.927	2,000,000.00	2,040,401.66	(1,562.50)	33,606.56	1.0008	425	1.13	0.0196
VP4560000	124592	Principal	11/04/2019	08/01/2024	5.190	5.190	1,008,332.19	1,008,332.19	0.00	7,301.68	1.0000	0	0.00	0.0000
					<b>2.500</b>	<b>4.833</b>	<b>11,008,332.19</b>	<b>10,901,366.91</b>	<b>156,990.03</b>	<b>69,505.05</b>	<b>0.9857</b>	<b>195</b>	<b>0.53</b>	<b>0.0071</b>

# Investment Report

August 1, 2024

<u>CUSIP</u>	<u>ContNo</u>	<u>Issuer</u>	<u>Purchase Date</u>	<u>Maturity Date</u>	<u>Coupon</u>	<u>Yield to Maturity</u>	<u>Current Par</u>	<u>Market Value</u>	<u>(Premium)/Discount</u>	<u>Accrued Interest</u>	<u>Original Cost</u>	<u>Days To Maturity</u>	<u>Duration</u>	<u>Convexity</u>
<b>Stanton O&amp;M</b>														
3133EPJ71	126687	FFCB	12/05/2023	12/04/2024	5.125	5.100	500,000.00	503,713.70	(119.00)	4,057.29	1.0002	125	0.34	0.0028
62455FHP4	126796	CP: Mountcliff Fund	03/11/2024	08/23/2024	0.000	5.490	1,000,000.00	998,072.90	24,154.17	0.00	0.9758	22	0.06	0.0003
N/A	125281	STANTON SBA	11/05/2020	08/01/2024	5.520	5.520	3,716,554.76	3,716,554.76	0.00	569.87	1.0000	0	0.00	0.0000
VP4560000	124615	Principal	11/21/2019	08/01/2024	5.190	5.190	1,143,781.45	1,143,781.45	0.00	5,426.85	1.0000	0	0.00	0.0000
					<b>4.562</b>	<b>5.423</b>	<b>6,360,336.21</b>	<b>6,362,122.81</b>	<b>24,035.17</b>	<b>10,054.01</b>	<b>0.9962</b>	<b>13</b>	<b>0.04</b>	<b>0.0003</b>
<b>Stanton R&amp;R</b>														
24422EWB1	126822	CORP: JOHN DEERE	04/05/2024	03/07/2025	2.125	5.176	500,000.00	495,477.46	13,575.00	4,250.00	0.9729	218	0.59	0.0068
63307LRG8	126953	CP: NATL BANK OF CAN	07/30/2024	04/16/2025	0.000	5.161	500,000.00	488,899.37	17,730.55	0.00	0.9645	258	0.71	0.0083
83368YNR4	126926	CP: Societe Generale	07/03/2024	03/21/2025	0.000	5.493	500,000.00	489,995.66	18,897.93	0.00	0.9622	232	0.64	0.0070
91282CFQ9	126777	US Treasury	02/21/2024	10/31/2024	4.375	5.118	875,000.00	878,818.98	4,409.18	9,674.34	0.9950	91	0.25	0.0018
91282CFX4	126790	US Treasury	02/21/2024	11/30/2024	4.500	5.096	875,000.00	879,371.33	3,964.62	6,670.08	0.9955	121	0.34	0.0027
94988J6B8	126959	CORP: WELLS FARGO	07/30/2024	08/01/2025	5.550	5.032	1,000,000.00	1,034,618.74	(5,000.00)	27,750.00	1.0050	365	0.96	0.0156
VP4560000	124596	Principal	11/04/2019	08/01/2024	5.190	5.190	1,788,941.26	1,788,941.26	0.00	11,040.63	1.0000	0	0.00	0.0000
					<b>3.918</b>	<b>5.161</b>	<b>6,038,941.26</b>	<b>6,056,122.80</b>	<b>53,577.28</b>	<b>59,385.05</b>	<b>0.9911</b>	<b>150</b>	<b>0.40</b>	<b>0.0051</b>
<b>STN Pool Summary</b>					<b>3.400</b>	<b>4.974</b>	<b>24,567,932.80</b>	<b>24,461,540.66</b>	<b>234,827.48</b>	<b>149,392.52</b>	<b>0.9904</b>	<b>130</b>	<b>0.35</b>	<b>0.0046</b>
<b>Stanton II Contingency</b>														
3135GAG54	126358	FNMA - Callable	03/31/2023	09/30/2024	5.250	5.250	250,000.00	254,358.59	0.00	4,411.46	1.0000	60	0.16	0.0011
59217GEW5	126873	CORP: METLIFE	05/09/2024	03/21/2025	2.800	5.357	400,000.00	398,329.87	8,564.00	4,044.44	0.9786	232	0.63	0.0075
6174468C6	126932	CORP: MORGAN STANLEY	07/10/2024	07/23/2025	4.000	5.305	250,000.00	248,230.91	3,252.50	222.22	0.9870	356	0.96	0.0145
VP4560000	124593	Principal	11/04/2019	08/01/2024	5.190	5.190	260,299.78	260,299.78	0.00	1,363.48	1.0000	0	0.00	0.0000
					<b>4.123</b>	<b>5.285</b>	<b>1,160,299.78</b>	<b>1,161,219.15</b>	<b>11,816.50</b>	<b>10,041.60</b>	<b>0.9898</b>	<b>170</b>	<b>0.46</b>	<b>0.0059</b>
<b>STANTON II DEBT SERVICE 2017A</b>														
912797KM8	126850	US Treasury	04/30/2024	09/26/2024	0.000	5.371	275,000.00	272,749.19	5,884.47	0.00	0.9786	56	0.15	0.0010
91282CFN6	126890	US Treasury	05/30/2024	09/30/2024	4.250	5.325	70,000.00	70,869.23	257.03	999.80	0.9963	60	0.16	0.0011
X9X9USDADM1	123460	MORGAN STANLEY LIQ	03/12/2019	08/01/2024	4.960	4.960	155,683.35	155,683.35	0.00	422.99	1.0000	0	0.00	0.0000
					<b>2.136</b>	<b>5.237</b>	<b>500,683.35</b>	<b>499,301.77</b>	<b>6,141.50</b>	<b>1,422.79</b>	<b>0.9877</b>	<b>39</b>	<b>0.11</b>	<b>0.0007</b>
<b>STANTON II DEBT SERVICE 2017B</b>														
912797KM8	126851	US Treasury	04/30/2024	09/26/2024	0.000	5.371	3,100,000.00	3,074,627.21	66,333.97	0.00	0.9786	56	0.15	0.0010
912797KM8	126913	US Treasury	06/27/2024	09/26/2024	0.000	5.388	530,000.00	525,662.07	7,006.60	0.00	0.9868	56	0.15	0.0010
91282CFN6	126889	US Treasury	05/30/2024	09/30/2024	4.250	5.325	460,000.00	465,712.09	1,689.06	6,570.08	0.9963	60	0.16	0.0011
91282CFN6	126949	US Treasury	07/30/2024	09/30/2024	4.250	5.200	465,000.00	470,774.18	799.22	6,641.50	0.9983	60	0.16	0.0011
X9X9USDADM1	123461	MORGAN STANLEY LIQ	03/12/2019	08/01/2024	4.960	4.960	15,731.27	15,731.27	0.00	335.50	1.0000	0	0.00	0.0000
					<b>0.877</b>	<b>5.350</b>	<b>4,570,731.27</b>	<b>4,552,506.82</b>	<b>75,828.85</b>	<b>13,547.08</b>	<b>0.9834</b>	<b>57</b>	<b>0.16</b>	<b>0.0010</b>

# Investment Report

August 1, 2024

<u>CUSIP</u>	<u>ContNo</u>	<u>Issuer</u>	<u>Purchase Date</u>	<u>Maturity Date</u>	<u>Coupon</u>	<u>Yield to Maturity</u>	<u>Current Par</u>	<u>Market Value</u>	<u>(Premium)/Discount</u>	<u>Accrued Interest</u>	<u>Original Cost</u>	<u>Days To Maturity</u>	<u>Duration</u>	<u>Convexity</u>
<b>STANTON II DEBT SERVICE 2022A</b>														
912797KM8	126852	US Treasury	04/30/2024	09/26/2024	0.000	5.371	3,600,000.00	3,570,534.82	77,033.00	0.00	0.9786	56	0.15	0.0010
912797KM8	126914	US Treasury	06/27/2024	09/26/2024	0.000	5.388	535,000.00	530,621.15	7,072.70	0.00	0.9868	56	0.15	0.0010
91282CFN6	126881	US Treasury	05/30/2024	09/30/2024	4.250	5.325	500,000.00	506,208.79	1,835.94	7,141.39	0.9963	60	0.16	0.0011
91282CFN6	126950	US Treasury	07/30/2024	09/30/2024	4.250	5.200	515,000.00	521,395.05	885.16	7,355.64	0.9983	60	0.16	0.0011
X9X9USDADM1	126019	MORGAN STANLEY LIQ	07/27/2022	08/01/2024	4.960	4.960	19,349.91	19,349.91	0.00	381.61	1.0000	0	0.00	0.0000
					<b>0.853</b>	<b>5.350</b>	<b>5,169,349.91</b>	<b>5,148,109.72</b>	<b>86,826.80</b>	<b>14,878.64</b>	<b>0.9832</b>	<b>57</b>	<b>0.15</b>	<b>0.0010</b>
<b>STANTON II DEBT SERVICE POOLED LOAN 2020-1</b>														
N/A	125215	Goldman Sachs M-Mkt	09/28/2020	08/01/2024	4.920	4.920	848.98	848.98	0.00	3.71	1.0000	0	0.00	0.0000
					<b>4.920</b>	<b>4.920</b>	<b>848.98</b>	<b>848.98</b>	<b>0.00</b>	<b>3.71</b>	<b>1.0000</b>	<b>0</b>	<b>0.00</b>	<b>0.0000</b>
<b>Stanton II General Reserve</b>														
24422EWB1	126816	CORP: JOHN DEERE	04/05/2024	03/07/2025	2.125	5.176	1,000,000.00	990,954.92	27,150.00	8,500.00	0.9729	218	0.59	0.0068
3130A5R35	126829	FHLB	04/17/2024	06/13/2025	2.875	5.172	1,400,000.00	1,377,075.05	35,681.73	5,366.67	0.9745	316	0.86	0.0119
3130ARHA2	126832	FHLB	04/17/2024	04/14/2025	4.000	5.229	1,350,000.00	1,354,132.82	15,835.50	16,050.00	0.9883	256	0.69	0.0087
313384S34	126802	FHLB DN	03/21/2024	12/06/2024	0.000	5.214	2,000,000.00	1,963,496.74	71,427.78	0.00	0.9643	127	0.35	0.0028
3134GXA61	126522	FHLMC - Callable	07/24/2023	12/30/2024	4.000	5.286	1,000,000.00	998,158.58	17,560.00	3,444.44	0.9824	151	0.41	0.0037
53948AP70	126876	CP: LLOYDS BANK	05/28/2024	02/07/2025	0.000	5.566	1,000,000.00	983,598.20	37,329.17	0.00	0.9627	190	0.52	0.0051
64966MGL7	123854	MUNI: NYC Trans Fin	06/21/2019	12/01/2024	2.900	2.355	2,875,000.00	2,776,844.31	(79,522.50)	14,127.43	1.0277	122	0.34	0.0026
74153WCM9	125522	CORP: PRICOA GL FD	06/10/2021	09/01/2025	0.800	0.860	895,000.00	860,554.12	2,225.31	2,983.33	0.9975	396	1.08	0.0174
83368YNR4	126928	CP: Societe Generale	07/03/2024	03/21/2025	0.000	5.493	1,500,000.00	1,469,986.97	56,693.79	0.00	0.9622	232	0.64	0.0070
90351DAB3	126923	UBS	07/03/2024	09/24/2025	4.125	5.625	2,000,000.00	2,014,885.07	35,170.00	29,104.17	0.9824	419	1.12	0.0193
9128284R8	126899	US Treasury	06/07/2024	05/31/2025	2.875	5.119	2,000,000.00	1,977,034.09	42,421.87	9,740.44	0.9788	303	0.83	0.0113
91282CDS7	125762	US Treasury	01/18/2022	01/15/2025	1.125	1.202	5,000,000.00	4,645,751.01	11,300.00	2,598.51	0.9977	167	0.46	0.0040
91282CFQ9	126775	US Treasury	02/21/2024	10/31/2024	4.375	5.118	3,500,000.00	3,515,275.93	17,636.72	38,697.35	0.9950	91	0.25	0.0018
91282CFX4	126792	US Treasury	02/21/2024	11/30/2024	4.500	5.096	3,000,000.00	3,014,987.42	13,593.75	22,868.85	0.9955	121	0.34	0.0027
VP4560000	124594	Principal	11/04/2019	08/01/2024	5.190	5.190	3,215,318.48	3,215,318.48	0.00	14,121.65	1.0000	0	0.00	0.0000
					<b>2.827</b>	<b>4.220</b>	<b>31,735,318.48</b>	<b>31,158,053.71</b>	<b>304,503.12</b>	<b>167,602.84</b>	<b>0.9904</b>	<b>177</b>	<b>0.48</b>	<b>0.0056</b>
<b>Stanton II O&amp;M</b>														
313384H93	126814	5/3 Securities	04/04/2024	10/01/2024	0.000	5.262	500,000.00	495,574.76	12,612.50	0.00	0.9748	61	0.17	0.0011
N/A	125282	STANTON II SBA	11/05/2020	08/01/2024	5.520	5.520	3,054,995.69	3,054,995.69	0.00	468.43	1.0000	0	0.00	0.0000
VP4560000	125385	Principal	12/31/2020	08/01/2024	5.190	5.190	956,909.51	956,909.51	0.00	7,828.69	1.0000	0	0.00	0.0000
					<b>4.838</b>	<b>5.421</b>	<b>4,511,905.20</b>	<b>4,507,479.96</b>	<b>12,612.50</b>	<b>8,297.12</b>	<b>0.9972</b>	<b>7</b>	<b>0.02</b>	<b>0.0001</b>
<b>STANTON II PROJECT FUND 2020 POOLED LOAN</b>														
N/A	125118	Goldman Sachs M-Mkt	06/25/2020	08/01/2024	4.920	4.920	0.05	0.05	0.00	0.00	1.0000	0	0.00	0.0000
					<b>4.920</b>	<b>4.920</b>	<b>0.05</b>	<b>0.05</b>	<b>0.00</b>	<b>0.00</b>	<b>1.0000</b>	<b>0</b>	<b>0.00</b>	<b>0.0000</b>



# Investment Report

August 1, 2024

<u>CUSIP</u>	<u>ContNo</u>	<u>Issuer</u>	<u>Purchase Date</u>	<u>Maturity Date</u>	<u>Coupon</u>	<u>Yield to Maturity</u>	<u>Current Par</u>	<u>Market Value</u>	<u>(Premium)/Discount</u>	<u>Accrued Interest</u>	<u>Original Cost</u>	<u>Days To Maturity</u>	<u>Duration</u>	<u>Convexity</u>
<b>Stanton II R&amp;R</b>														
24422EWB1	126817	CORP: JOHN DEERE	04/05/2024	03/07/2025	2.125	5.176	390,000.00	386,472.41	10,588.50	3,315.00	0.9729	218	0.59	0.0068
313384S34	126803	FHLB DN	03/21/2024	12/06/2024	0.000	5.214	1,000,000.00	981,748.37	35,713.89	0.00	0.9643	127	0.35	0.0028
45685QPA1	126869	CP: ING Funding	05/08/2024	02/10/2025	0.000	5.575	500,000.00	491,671.77	20,314.06	0.00	0.9594	193	0.53	0.0053
63307LRG8	126954	CP: NATL BANK OF CAN	07/30/2024	04/16/2025	0.000	5.161	1,000,000.00	977,798.74	35,461.11	0.00	0.9645	258	0.71	0.0083
808513AX3	126961	CORP: SCHWAB	07/30/2024	05/21/2025	3.850	5.191	1,000,000.00	998,668.06	10,540.00	7,486.11	0.9895	293	0.79	0.0107
83368YNR4	126925	CP: Societe Generale	07/03/2024	03/21/2025	0.000	5.493	500,000.00	489,995.66	18,897.93	0.00	0.9622	232	0.64	0.0070
91282CFQ9	126776	US Treasury	02/21/2024	10/31/2024	4.375	5.118	1,000,000.00	1,004,364.55	5,039.06	11,056.39	0.9950	91	0.25	0.0018
91282CFX4	126791	US Treasury	02/21/2024	11/30/2024	4.500	5.096	1,000,000.00	1,004,995.81	4,531.25	7,622.95	0.9955	121	0.34	0.0027
VP4560000	124595	Principal	11/04/2019	08/01/2024	5.190	5.190	2,336,825.96	2,336,825.96	0.00	17,690.28	1.0000	0	0.00	0.0000
					<b>2.943</b>	<b>5.209</b>	<b>8,726,825.96</b>	<b>8,672,541.33</b>	<b>141,085.80</b>	<b>47,170.73</b>	<b>0.9838</b>	<b>136</b>	<b>0.37</b>	<b>0.0040</b>
<b>STANTON II REVENUE FUND 2020 POOLED LOAN</b>														
N/A	125409	Goldman Sachs M-Mkt	03/29/2021	08/01/2024	4.920	4.920	9.28	9.28	0.00	0.05	1.0000	0	0.00	0.0000
					<b>4.920</b>	<b>4.920</b>	<b>9.28</b>	<b>9.28</b>	<b>0.00</b>	<b>0.05</b>	<b>1.0000</b>	<b>0</b>	<b>0.00</b>	<b>0.0000</b>
<b>STANTON II SUBORDINATED DEBT FUND 2020</b>														
X9X9USDADM1	125145	MORGAN STANLEY LIQ	07/27/2020	08/01/2024	4.960	4.960	195,274.09	195,274.09	0.00	689.86	1.0000	0	0.00	0.0000
					<b>4.960</b>	<b>4.960</b>	<b>195,274.09</b>	<b>195,274.09</b>	<b>0.00</b>	<b>689.86</b>	<b>1.0000</b>	<b>0</b>	<b>0.00</b>	<b>0.0000</b>
		<b>STN2 Pool Summary</b>			<b>2.695</b>	<b>4.696</b>	<b>56,571,246.35</b>	<b>55,895,344.86</b>	<b>638,815.07</b>	<b>263,654.42</b>	<b>0.9887</b>	<b>134</b>	<b>0.37</b>	<b>0.0041</b>
<b>Tri City Contingency</b>														
24422EWS4	126819	CORP: JOHN DEERE	04/05/2024	03/03/2025	5.150	5.178	150,000.00	153,179.14	43.50	3,175.83	0.9997	214	0.57	0.0069
VP4560000	124597	Principal	11/04/2019	08/01/2024	5.190	5.190	184,960.31	184,960.31	0.00	851.48	1.0000	0	0.00	0.0000
					<b>5.172</b>	<b>5.184</b>	<b>334,960.31</b>	<b>338,139.45</b>	<b>43.50</b>	<b>4,027.31</b>	<b>0.9999</b>	<b>96</b>	<b>0.26</b>	<b>0.0031</b>
<b>Tri City General Reserve</b>														
06741FMG9	126824	CP: Barclays	04/11/2024	12/16/2024	0.000	5.550	400,000.00	395,247.63	14,552.67	0.00	0.9636	137	0.38	0.0032
3133ERMW8	126958	FFCB	07/30/2024	07/29/2025	4.750	4.809	400,000.00	398,050.19	228.00	105.56	0.9994	362	0.98	0.0148
63307LRG8	126952	CP: NATL BANK OF CAN	07/30/2024	04/16/2025	0.000	5.161	400,000.00	391,119.50	14,184.44	0.00	0.9645	258	0.71	0.0083
VP4560000	124598	Principal	11/04/2019	08/01/2024	5.190	5.190	267,900.64	267,900.64	0.00	3,222.69	1.0000	0	0.00	0.0000
					<b>2.242</b>	<b>5.176</b>	<b>1,467,900.64</b>	<b>1,452,317.96</b>	<b>28,965.11</b>	<b>3,328.25</b>	<b>0.9803</b>	<b>206</b>	<b>0.56</b>	<b>0.0072</b>
<b>Tri City O&amp;M</b>														
313384M71	126688	FHLB DN	12/05/2023	10/31/2024	0.000	5.183	250,000.00	246,713.51	11,194.22	0.00	0.9552	91	0.25	0.0018
912828YE4	126691	US Treasury	12/05/2023	08/31/2024	1.250	5.229	250,000.00	250,240.40	7,099.61	1,307.74	0.9716	30	0.09	0.0005
N/A	125283	TRI CITY SBA	11/05/2020	08/01/2024	5.520	5.520	1,568,663.35	1,568,663.35	0.00	240.53	1.0000	0	0.00	0.0000
VP4560000	124614	Principal	11/21/2019	08/01/2024	5.190	5.190	317,371.13	317,371.13	0.00	2,957.20	1.0000	0	0.00	0.0000
					<b>4.450</b>	<b>5.410</b>	<b>2,386,034.48</b>	<b>2,382,988.39</b>	<b>18,293.83</b>	<b>4,505.47</b>	<b>0.9923</b>	<b>13</b>	<b>0.04</b>	<b>0.0003</b>

# Investment Report

August 1, 2024

<u>CUSIP</u>	<u>ContNo</u>	<u>Issuer</u>	<u>Purchase Date</u>	<u>Maturity Date</u>	<u>Coupon</u>	<u>Yield to Maturity</u>	<u>Current Par</u>	<u>Market Value</u>	<u>(Premium)/Discount</u>	<u>Accrued Interest</u>	<u>Original Cost</u>	<u>Days To Maturity</u>	<u>Duration</u>	<u>Convexity</u>
<b>Tri City R&amp;R</b>														
24422EWS4	126818	CORP: JOHN DEERE	04/05/2024	03/03/2025	5.150	5.178	250,000.00	255,298.57	72.50	5,293.06	0.9997	214	0.57	0.0069
3133ERMW8	126957	FFCB	07/30/2024	07/29/2025	4.750	4.809	250,000.00	248,781.37	142.50	65.97	0.9994	362	0.98	0.0148
6174468C6	126934	CORP: MORGAN STANLEY	07/10/2024	07/23/2025	4.000	5.305	250,000.00	248,230.91	3,252.50	222.22	0.9870	356	0.96	0.0145
62455FHP4	126797	CP: Mountcliff Fund	03/11/2024	08/23/2024	0.000	5.490	250,000.00	249,518.22	6,038.54	0.00	0.9758	22	0.06	0.0003
83368YNR4	126927	CP: Societe Generale	07/03/2024	03/21/2025	0.000	5.493	300,000.00	293,997.39	11,338.76	0.00	0.9622	232	0.64	0.0070
9128284R8	126898	US Treasury	06/07/2024	05/31/2025	2.875	5.119	250,000.00	247,129.26	5,302.73	1,217.55	0.9788	303	0.83	0.0113
91282CFQ9	126778	US Treasury	02/21/2024	10/31/2024	4.375	5.118	250,000.00	251,091.14	1,259.77	2,764.10	0.9950	91	0.25	0.0018
91282CFX4	126789	US Treasury	02/21/2024	11/30/2024	4.500	5.096	250,000.00	251,248.95	1,132.75	1,905.74	0.9955	121	0.34	0.0027
VP4560000	124578	Principal	11/04/2019	08/01/2024	5.190	5.190	434,132.86	434,132.86	0.00	62.59	1.0000	0	0.00	0.0000
					<b>3.488</b>	<b>5.205</b>	<b>2,484,132.86</b>	<b>2,479,428.67</b>	<b>28,540.05</b>	<b>11,531.23</b>	<b>0.9885</b>	<b>176</b>	<b>0.48</b>	<b>0.0061</b>
		<b>TRI Pool Summary</b>			<b>3.643</b>	<b>5.271</b>	<b>6,673,028.29</b>	<b>6,652,874.47</b>	<b>75,842.49</b>	<b>23,392.26</b>	<b>0.9886</b>	<b>120</b>	<b>0.33</b>	<b>0.0041</b>
<b>FMPA AS AGENT FOR UTILITIES COMMISSION NEW SMYRNA BEACH</b>														
05600LAB2	125728	CORP: BMW	12/22/2021	08/14/2024	2.400	1.130	5,000,000.00	5,050,414.03	(165,000.00)	55,666.67	1.0330	13	0.04	0.0002
31422XRZ7	125733	FAMCA	12/27/2021	12/27/2024	0.940	0.930	2,500,000.00	2,315,019.44	(725.00)	2,219.44	1.0003	148	0.41	0.0033
718172BMO	125727	CORP: PHILLIP MORRIS	12/22/2021	11/10/2024	3.250	1.080	4,306,000.00	4,310,961.63	(264,517.58)	31,487.63	1.0614	101	0.28	0.0022
912828YY0	125787	US Treasury	01/27/2022	12/31/2024	1.750	1.232	4,880,000.00	4,614,313.55	(72,472.49)	7,466.67	1.0149	152	0.42	0.0035
N/A	125737	UCNSB SBA	12/20/2021	08/01/2024	5.520	5.520	10,916,295.95	10,916,295.95	0.00	1,673.83	1.0000	0	0.00	0.0000
VP4560000	125725	Principal	12/20/2021	08/01/2024	5.190	5.190	301,314.16	301,314.16	0.00	1,382.87	1.0000	0	0.00	0.0000
					<b>3.537</b>	<b>2.883</b>	<b>27,903,610.11</b>	<b>27,508,318.76</b>	<b>(502,715.07)</b>	<b>99,897.11</b>	<b>1.0180</b>	<b>58</b>	<b>0.16</b>	<b>0.0013</b>
		<b>UCNS Pool Summary</b>			<b>3.537</b>	<b>2.883</b>	<b>27,903,610.11</b>	<b>27,508,318.76</b>	<b>(502,715.07)</b>	<b>99,897.11</b>	<b>1.0180</b>	<b>58</b>	<b>0.16</b>	<b>0.0013</b>
		<b>Open Investments</b>			<b>3.494</b>	<b>4.558</b>	<b>605,759,923.96</b>	<b>602,632,898.61</b>	<b>1,104,324.05</b>	<b>3,255,151.82</b>	<b>0.9938</b>	<b>232</b>	<b>0.61</b>	<b>0.0143</b>