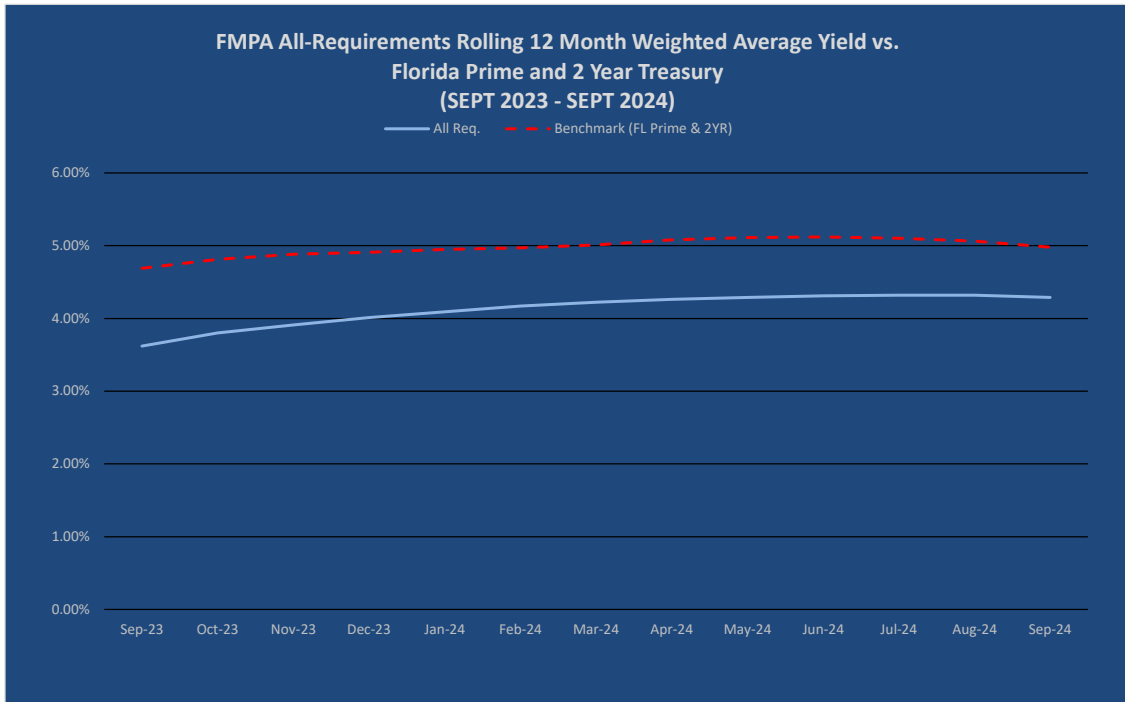
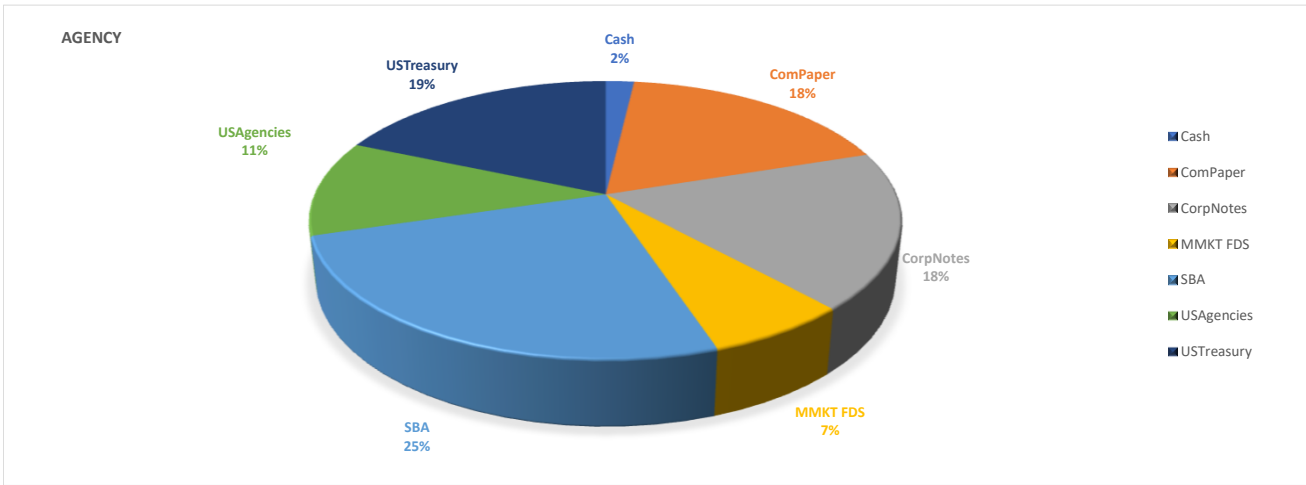


Rolling 12 month average	FL Prime	2 yr Treasury	Benchmark	Agency	All Req.	St. Lucie	Stanton	Stanton II	Tri -City
9/30/2023	4.83%	4.54%	4.69%	4.12%	3.62%	3.67%	3.64%	3.18%	3.95%
10/31/2023	5.03%	4.58%	4.81%	4.30%	3.80%	3.86%	3.86%	3.38%	4.15%
11/30/2023	5.15%	4.61%	4.88%	4.45%	3.91%	4.03%	4.05%	3.55%	4.31%
12/31/2023	5.22%	4.60%	4.91%	4.62%	4.01%	4.20%	4.22%	3.72%	4.45%
1/31/2024	5.29%	4.60%	4.95%	4.69%	4.09%	4.34%	4.36%	3.88%	4.58%
2/29/2024	5.34%	4.59%	4.97%	4.75%	4.17%	4.48%	4.50%	4.02%	4.72%
3/31/2024	5.38%	4.63%	5.01%	4.82%	4.22%	4.58%	4.60%	4.13%	4.81%
4/30/2024	5.44%	4.72%	5.08%	4.89%	4.26%	4.65%	4.69%	4.22%	4.90%
5/31/2024	5.46%	4.76%	5.11%	4.94%	4.29%	4.69%	4.78%	4.30%	4.97%
6/30/2024	5.49%	4.74%	5.12%	4.98%	4.31%	4.73%	4.86%	4.38%	5.04%
7/31/2024	5.49%	4.70%	5.10%	5.01%	4.32%	4.76%	4.93%	4.46%	5.09%
8/31/2024	5.50%	4.62%	5.06%	5.03%	4.32%	4.77%	5.00%	4.52%	5.13%
9/30/2024	5.46%	4.50%	4.98%	5.03%	4.29%	4.79%	5.01%	4.53%	5.13%

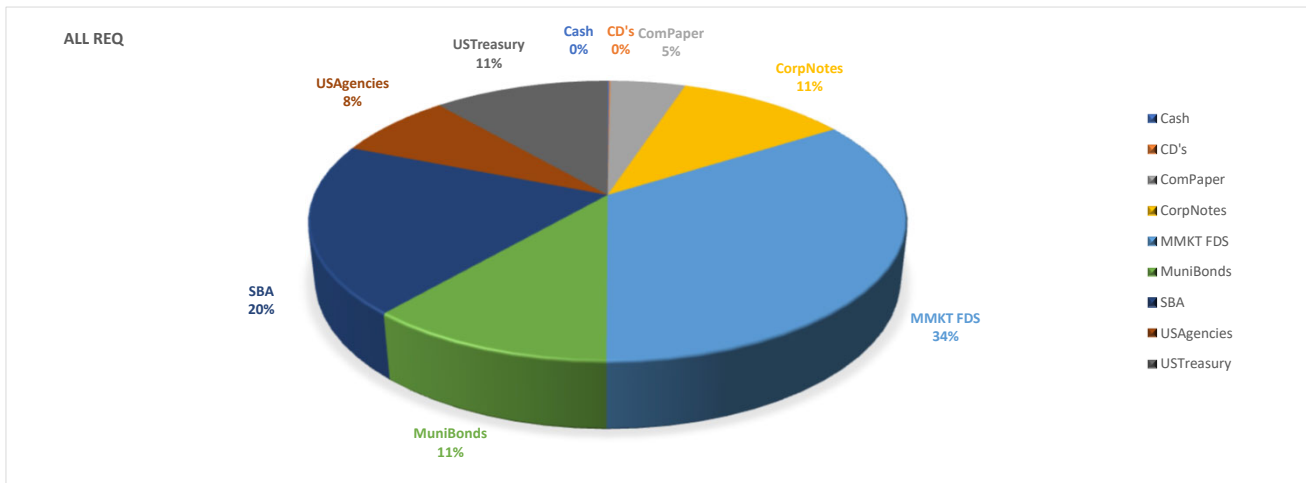


### FMPA\_MonthlyDiversification\_Sept 2024

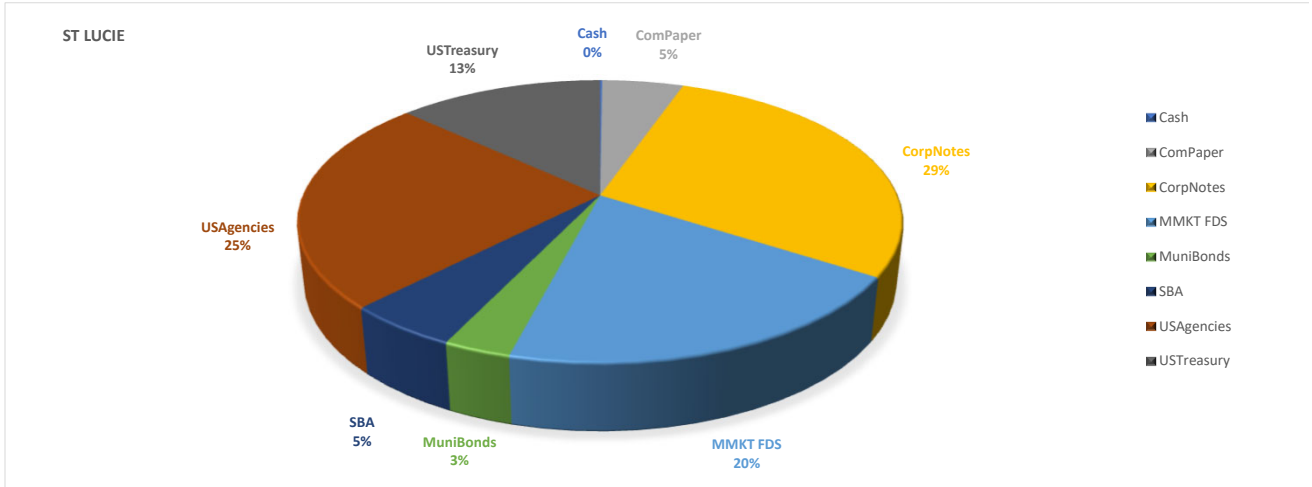
AGENCY		ComPaper	CorpNotes	MMKT FDS	SBA	USAgencies	USTreasury	Grand Total
AGN	250,000.00	-	-	-	-	-	-	250,000.00
AGN-DS23	-	-	-	36,160.00	-	-	-	36,160.00
AGN-O&M	-	2,458,103.78	2,483,345.54	866,258.53	3,449,719.15	1,519,675.69	2,517,652.05	13,294,754.74
AGN-REV23	-	-	-	1,752.52	-	-	-	1,752.52
<b>Grand Total</b>	<b>250,000.00</b>	<b>2,458,103.78</b>	<b>2,483,345.54</b>	<b>904,171.05</b>	<b>3,449,719.15</b>	<b>1,519,675.69</b>	<b>2,517,652.05</b>	<b>13,582,667.26</b>
% OF TOTAL	2%	18%	18%	7%	25%	11%	19%	100%



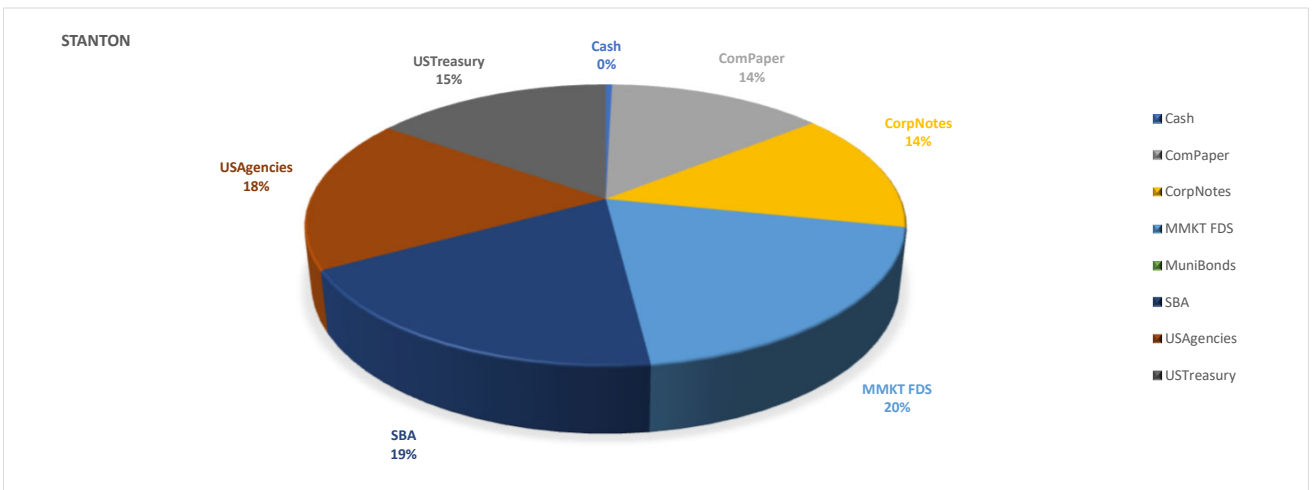
ALL REQ		CD's	ComPaper	CorpNotes	MMKT FDS	MuniBonds	SBA	USAgencies	USTreasury	Grand Total
ARP	250,000.00	-	-	-	-	-	-	-	-	250,000.00
ARP-2019A	-	-	-	-	1,893,717.50	-	-	-	-	1,893,717.50
ARP-21A DS	-	-	-	-	556,643.75	-	-	-	-	556,643.75
ARP-21B DS	-	-	-	-	1,142,246.14	-	-	-	-	1,142,246.14
ARP-21BSUB	-	-	-	16,066,471.27	1,182,472.09	20,682,260.04	27,261,977.98	5,852,594.17	-	71,045,775.55
ARP-CON13A	-	-	198,595.67	-	701,886.62	-	-	203,443.25	-	1,103,925.54
ARP-CONT	-	-	-	-	1,464,750.45	-	-	-	-	1,464,750.45
ARP-DS15B	-	-	-	-	9,377,506.25	-	-	-	-	9,377,506.25
ARP-DS16A	-	-	-	-	36,555,262.50	-	-	-	-	36,555,262.50
ARP-DS17A	-	-	-	-	1,752,843.75	-	-	-	-	1,752,843.75
ARP-DS17B	-	-	-	-	9,553,578.86	-	-	-	-	9,553,578.86
ARP-DS18A	-	-	-	-	1,066,531.25	-	-	-	-	1,066,531.25
ARP-DS22-B	-	-	-	-	2,669.38	-	-	-	-	2,669.38
ARP-DS22-T	-	-	-	-	63.31	-	-	-	-	63.31
ARP-GEN	-	230,657.35	2,478,237.83	1,007,635.88	1,525,996.33	-	-	3,032,720.97	1,311,646.87	9,586,895.23
ARP-O&M	-	-	5,434,242.24	5,042,189.87	18,074,890.50	1,005,168.00	25,516,539.84	2,034,432.50	17,499,793.25	74,607,256.20
ARP-R&R	-	-	4,923,288.73	7,504,492.17	4,495,977.78	8,744,918.86	-	9,359,887.92	9,064,666.90	44,093,232.36
ARP-REV22	-	-	-	-	4.65	-	-	-	-	4.65
ARP-SOLAR	-	-	-	-	2,054,917.55	-	-	-	-	2,054,917.55
ARP-SUBDBT	-	-	-	-	2.73	-	-	-	-	2.73
<b>Grand Total</b>	<b>250,000.00</b>	<b>230,657.35</b>	<b>13,034,364.47</b>	<b>29,620,789.19</b>	<b>91,401,961.39</b>	<b>30,432,346.90</b>	<b>52,778,517.82</b>	<b>20,483,078.81</b>	<b>27,876,107.02</b>	<b>266,107,822.95</b>
% OF TOTAL	0%	0%	5%	11%	34%	11%	20%	8%	11%	100%



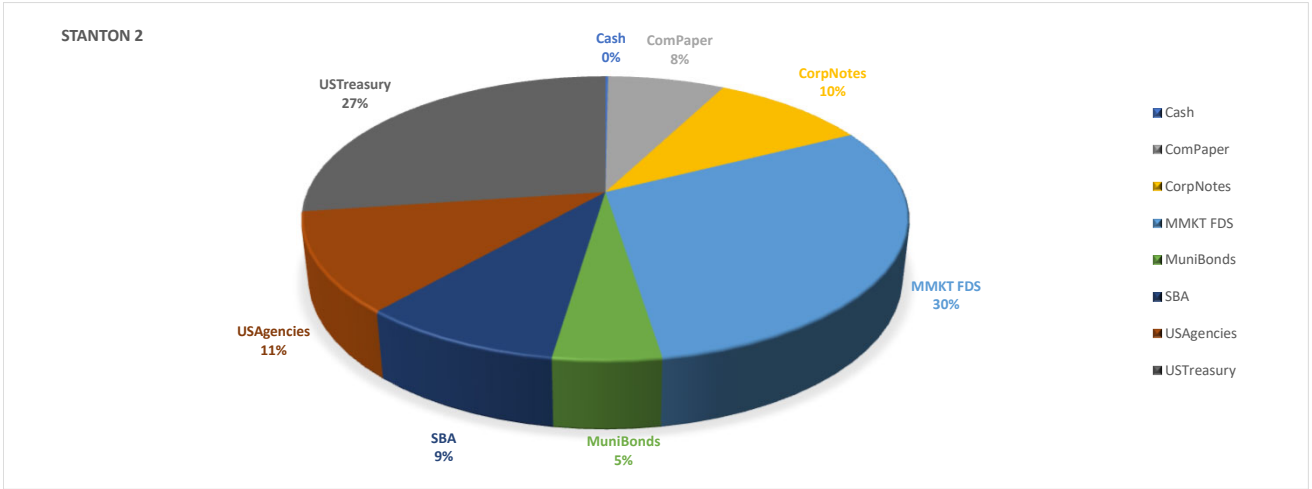
ST LUCIE										
	Cash	CD's	ComPaper	CorpNotes	MMKT FDS	MuniBonds	SBA	USAgencies	USTreasury	Grand Total
SL	100,000.00	-	-	-	-	-	-	-	-	100,000.00
STL-NFS	-	-	999,386.02	993,968.02	3,369,665.43	-	-	1,269,982.12	1,262,210.07	7,895,211.66
STL-CONT	-	-	-	1,492,293.95	543,478.18	474,796.67	-	-	-	2,510,568.80
STL-DS13A	-	-	-	-	1,495,160.00	-	-	-	-	1,495,160.00
STL-DS21A	-	-	-	-	1,684,091.43	-	-	-	-	1,684,091.43
STL-DS21B	-	-	-	-	853,950.00	-	-	-	-	853,950.00
STL-GEN	-	-	993,633.96	17,109,812.82	3,739,142.58	2,013,884.00	-	13,159,877.04	6,073,631.80	43,089,982.20
STL-O&M	-	-	1,727,430.73	2,471,229.43	798,144.95	-	4,180,940.59	1,018,835.97	964,247.46	11,160,829.13
STL-R&R	-	-	496,816.98	496,580.76	3,662,191.65	-	-	4,509,424.62	1,528,894.59	10,693,908.60
<b>Totals</b>	<b>100,000.00</b>	-	<b>4,217,267.69</b>	<b>22,563,884.98</b>	<b>16,145,824.22</b>	<b>2,488,680.67</b>	<b>4,180,940.59</b>	<b>19,958,119.75</b>	<b>9,828,983.92</b>	<b>79,483,701.82</b>
% OF TOTAL	0%	0%	5%	29%	20%	3%	5%	25%	13%	100%



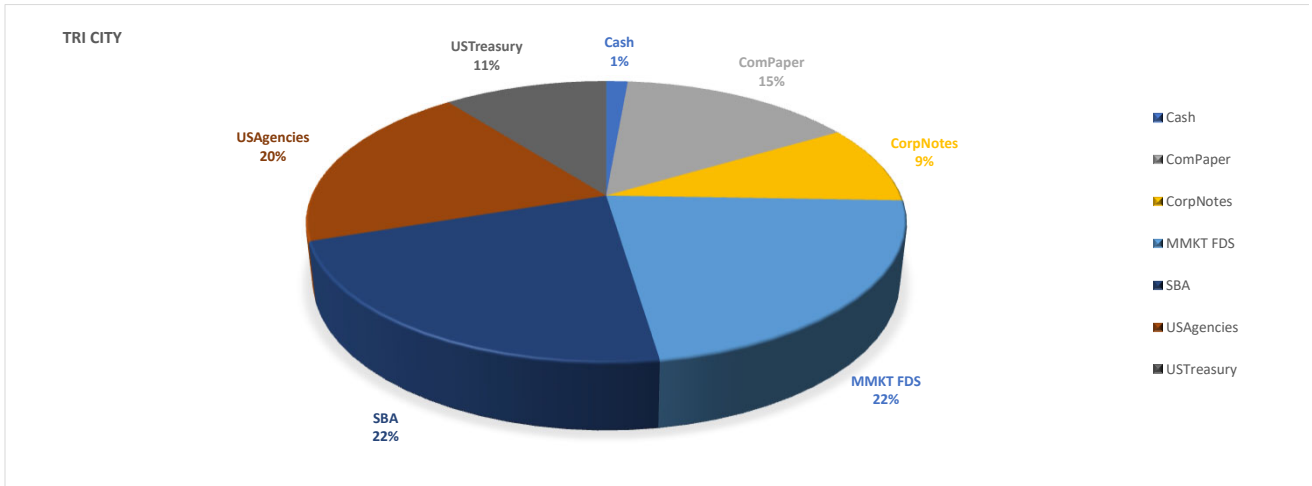
STANTON										
Row Labels	Cash	CD's	ComPaper	CorpNotes	MMKT FDS	MuniBonds	SBA	USAgencies	USTreasury	Grand Total
STN	100,000.00	-	-	-	-	-	-	-	-	100,000.00
STN-CONT	-	-	-	-	262,614.79	-	-	908,138.50	-	1,170,753.29
STN-GEN	-	-	2,481,541.78	1,964,862.13	1,677,738.39	-	-	3,017,030.00	2,021,721.13	11,162,893.43
STN-O&M	-	-	-	-	1,320,516.99	-	4,752,747.32	508,608.13	-	6,581,872.44
STN-R&R	-	-	984,066.32	1,516,491.74	1,688,023.26	-	-	1,778,925.25	-	5,967,506.57
<b>Grand Total</b>	<b>100,000.00</b>	-	<b>3,465,608.10</b>	<b>3,481,353.87</b>	<b>4,948,893.43</b>	-	<b>4,752,747.32</b>	<b>4,433,776.63</b>	<b>3,800,646.38</b>	<b>24,983,025.73</b>
% OF TOTAL	0%	0%	14%	14%	20%	0%	19%	18%	15%	100%



STANTON 2										
Row Labels	Cash	CD's	ComPaper	CorpNotes	MMKT FDS	MuniBonds	SBA	USAgencies	USTreasury	Grand Total
STN2	100,000.00	-	-	-	-	-	-	-	-	100,000.00
STN2-CONT	-	-	-	648,890.50	524,917.47	-	-	-	-	1,173,807.97
STN2-DS17A	-	-	-	-	635,997.40	-	-	-	-	635,997.40
STN2-DS17B	-	-	-	-	5,408,096.65	-	-	-	-	5,408,096.65
STN2-DS20	-	-	-	-	286,934.50	-	-	-	-	286,934.50
STN2-DS22A	-	-	-	-	6,091,961.75	-	-	-	-	6,091,961.75
STN2-GEN	-	-	2,466,566.42	3,865,654.97	465,313.52	2,891,841.11	-	5,761,044.43	13,573,850.55	29,024,271.00
STN2-O&M	-	-	-	-	2,107,870.61	-	5,430,940.88	-	-	7,538,811.49
STN2-PR20	-	-	-	-	0.05	-	-	-	-	0.05
STN2-R&R	-	-	1,969,819.39	1,397,742.99	2,320,459.01	-	-	991,632.04	2,033,057.42	8,712,710.85
STN2-REV20	-	-	-	-	3,059.36	-	-	-	-	3,059.36
<b>Grand Total</b>	<b>100,000.00</b>	<b>-</b>	<b>4,436,385.81</b>	<b>5,912,288.46</b>	<b>17,844,610.32</b>	<b>2,891,841.11</b>	<b>5,430,940.88</b>	<b>6,752,676.47</b>	<b>15,606,907.97</b>	<b>58,975,651.02</b>
% OF TOTAL	0%	0%	8%	10%	30%	5%	9%	11%	27%	100%



TRI CITY										
Row Labels	Cash	CD's	ComPaper	CorpNotes	MMKT FDS	MuniBonds	SBA	USAgencies	USTreasury	Grand Total
TC	100,000.00	-	-	-	-	-	-	-	-	100,000.00
TRI-CONT	-	-	-	150,998.83	190,451.03	-	-	-	-	341,449.86
TRI-GEN	-	-	790,533.00	-	322,250.13	-	-	405,358.22	-	1,518,141.35
TRI-O&M	-	-	-	-	616,262.75	-	1,531,277.68	500,923.39	-	2,648,463.82
TRI-R&R	-	-	295,552.27	503,290.61	460,721.68	-	-	505,521.39	758,575.97	2,523,661.92
<b>Grand Total</b>	<b>100,000.00</b>	<b>-</b>	<b>1,086,085.27</b>	<b>654,289.44</b>	<b>1,589,685.59</b>	<b>-</b>	<b>1,531,277.68</b>	<b>1,411,803.00</b>	<b>758,575.97</b>	<b>7,131,716.95</b>
% OF TOTAL	1%	0%	15%	9%	22%	0%	22%	20%	11%	100%



# Investment Report

October 1, 2024

<u>CUSIP</u>	<u>ContNo</u>	<u>Issuer</u>	<u>Purchase Date</u>	<u>Maturity Date</u>	<u>Coupon</u>	<u>Yield to Maturity</u>	<u>Current Par</u>	<u>Market Value</u>	<u>(Premium)/Discount</u>	<u>Accrued Interest</u>	<u>Original Cost</u>	<u>Days To Maturity</u>	<u>Duration</u>	<u>Convexity</u>
<b>Agency O&amp;M</b>														
06741FML8	126877	CP: Barclays	05/28/2024	12/20/2024	0.000	5.643	500,000.00	496,513.89	15,392.78	0.00	0.9692	80	0.22	0.0015
3130ARMR9	126749	FHLB - Callable	01/19/2024	04/28/2025	2.940	4.714	500,000.00	501,985.00	10,875.00	6,247.50	0.9783	209	0.56	0.0065
3133ERMK4	126962	FFCB	07/30/2024	01/26/2026	4.625	4.612	1,000,000.00	1,017,690.69	(180.00)	8,350.69	1.0002	482	1.29	0.0241
57629WCG3	126434	CORP: MASSMUTUAL	05/17/2023	01/11/2025	2.950	4.696	1,000,000.00	1,001,487.85	27,450.00	6,555.56	0.9726	102	0.28	0.0022
59217GEJ4	126821	CORP: METLIFE	04/05/2024	07/02/2025	0.950	5.210	1,000,000.00	978,605.94	50,600.00	2,348.61	0.9494	274	0.75	0.0095
6174468C6	126931	CORP: MORGAN STANLEY	07/10/2024	07/23/2025	4.000	5.305	500,000.00	503,251.75	6,505.00	3,777.78	0.9870	295	0.80	0.0109
62455FSE7	126987	CP: Mountcliff Fund	09/17/2024	05/14/2025	0.000	4.531	1,000,000.00	980,583.30	28,812.78	0.00	0.9712	225	0.62	0.0067
83369BS98	126981	CP: Societe Generale	09/09/2024	05/09/2025	0.000	4.662	1,000,000.00	981,006.59	29,981.11	0.00	0.9700	220	0.60	0.0064
9128283D0	126752	US Treasury	01/22/2024	10/31/2024	2.250	4.895	500,000.00	503,701.38	9,921.87	4,707.88	0.9802	30	0.08	0.0005
912828XB1	126700	US Treasury	12/15/2023	05/15/2025	2.125	4.563	500,000.00	497,685.75	16,562.49	4,013.25	0.9669	226	0.61	0.0072
91282CGA3	126706	US Treasury	12/22/2023	12/15/2025	4.000	4.307	500,000.00	507,021.64	2,897.00	5,888.89	0.9942	440	1.18	0.0208
91282CGN5	126708	US Treasury	12/22/2023	02/28/2025	4.625	4.651	500,000.00	502,654.30	234.37	2,136.55	0.9995	150	0.41	0.0037
91282CHV6	126663	US Treasury	11/13/2023	08/31/2025	5.000	5.101	500,000.00	506,588.98	885.46	2,152.78	0.9982	334	0.91	0.0133
N/A	125278	AGENCY SBA	11/05/2020	10/01/2024	5.120	5.120	3,449,719.15	3,449,719.15	0.00	15,702.60	1.0000	0	0.00	0.0000
VP4560000	124711	Principal	11/26/2019	10/01/2024	4.800	4.800	866,258.53	866,258.53	0.00	3,828.63	1.0000	0	0.00	0.0000
					<b>3.215</b>	<b>4.890</b>	<b>13,315,977.68</b>	<b>13,294,754.74</b>	<b>199,937.86</b>	<b>65,710.72</b>	<b>0.9850</b>	<b>164</b>	<b>0.45</b>	<b>0.0061</b>
<b>AGENCY PLOAN DEBT SVC 2023</b>														
N/A	126765	Goldman Sachs M-Mkt	01/25/2024	10/01/2024	4.550	4.550	36,160.00	36,160.00	0.00	130.86	1.0000	0	0.00	0.0000
					<b>4.550</b>	<b>4.550</b>	<b>36,160.00</b>	<b>36,160.00</b>	<b>0.00</b>	<b>130.86</b>	<b>1.0000</b>	<b>0</b>	<b>0.00</b>	<b>0.0000</b>
<b>AGENCY PLOAN REV EXP 2023</b>														
N/A	126846	Goldman Sachs M-Mkt	03/25/2024	10/01/2024	4.550	4.550	1,752.52	1,752.52	0.00	1.33	1.0000	0	0.00	0.0000
					<b>4.550</b>	<b>4.550</b>	<b>1,752.52</b>	<b>1,752.52</b>	<b>0.00</b>	<b>1.33</b>	<b>1.0000</b>	<b>0</b>	<b>0.00</b>	<b>0.0000</b>
		<b>AGN Pool Summary</b>			<b>3.219</b>	<b>4.889</b>	<b>13,353,890.20</b>	<b>13,332,667.26</b>	<b>199,937.86</b>	<b>65,842.91</b>	<b>0.9850</b>	<b>164</b>	<b>0.44</b>	<b>0.0061</b>
<b>ALL REQUIREMENTS 2013A CONSTRUCTION</b>														
06741FQC4	126905	CP: Barclays	06/20/2024	03/12/2025	0.000	5.453	200,000.00	198,595.67	7,685.00	0.00	0.9616	162	0.44	0.0041
3133EPJ71	126686	FFCB	12/05/2023	12/04/2024	5.125	5.100	200,000.00	203,443.25	(47.60)	3,331.25	1.0002	64	0.18	0.0012
N/A	116079	Goldman Sachs M-Mkt	09/17/2013	10/01/2024	4.550	4.550	701,886.62	701,886.62	0.00	1,972.31	1.0000	0	0.00	0.0000
					<b>3.829</b>	<b>4.814</b>	<b>1,101,886.62</b>	<b>1,103,925.54</b>	<b>7,637.40</b>	<b>5,303.56</b>	<b>0.9931</b>	<b>41</b>	<b>0.11</b>	<b>0.0010</b>

# Investment Report

October 1, 2024

<u>CUSIP</u>	<u>ContNo</u>	<u>Issuer</u>	<u>Purchase Date</u>	<u>Maturity Date</u>	<u>Coupon</u>	<u>Yield to Maturity</u>	<u>Current Par</u>	<u>Market Value</u>	<u>(Premium)/Discount</u>	<u>Accrued Interest</u>	<u>Original Cost</u>	<u>Days To Maturity</u>	<u>Duration</u>	<u>Convexity</u>
<b>ALL REQUIREMENTS 2021B SUBORDINATE BOND PROCEED</b>														
127145LF5	125506	MUNI: CACHE CNTY UT	05/27/2021	06/15/2025	3.000	0.660	1,975,000.00	1,975,431.21	(184,386.00)	17,445.83	1.0934	257	0.70	0.0088
160357XD6	125503	MUNI: CTY CHARLESTON	05/26/2021	03/01/2025	1.250	0.520	1,255,000.00	1,239,622.69	(34,098.35)	1,307.29	1.0272	151	0.42	0.0038
235308D75	125460	MUNI: DALLAS TX SCH	04/27/2021	08/15/2025	4.000	0.700	6,110,000.00	6,144,528.29	(852,528.30)	31,228.89	1.1395	318	0.86	0.0122
3133EMWH1	125451	FFCB	04/27/2021	04/21/2025	0.710	0.710	3,000,000.00	2,947,919.17	0.00	9,644.17	1.0000	202	0.55	0.0060
3135G05X7	125450	FNMA	04/27/2021	08/25/2025	0.375	0.692	3,000,000.00	2,904,675.00	40,470.00	1,125.00	0.9865	328	0.90	0.0125
35569PFG3	125498	MUNI: FREDERICK CNTY	05/17/2021	08/01/2025	3.000	0.637	1,630,000.00	1,622,455.55	(159,560.70)	8,150.00	1.0979	304	0.83	0.0113
37331NAJ0	125441	CORP:GEORGIA-PAC IFIC	04/27/2021	09/30/2025	1.750	1.130	4,000,000.00	3,914,983.05	(106,793.76)	194.44	1.0267	364	0.99	0.0150
68609TT81	125499	MUNI: Oregon State	05/18/2021	08/01/2025	0.803	0.666	1,300,000.00	1,266,403.88	(7,371.00)	1,739.83	1.0057	304	0.83	0.0111
74256LEE5	125440	CORP: PRINCIPAL LIFE	04/27/2021	06/23/2025	1.250	1.070	5,000,000.00	4,911,882.42	(36,450.00)	17,013.89	1.0073	265	0.72	0.0091
74368CAX2	125443	CORP: PROTECTIVELIFE	04/27/2021	07/15/2025	1.170	1.168	2,375,000.00	2,326,500.13	(155.61)	5,866.25	1.0001	287	0.78	0.0102
78015K7H1	125439	CORP: ROYAL BK CA	04/27/2021	06/10/2025	1.150	1.005	5,000,000.00	4,913,105.67	(29,149.99)	17,729.17	1.0058	252	0.69	0.0084
880591EW8	125720	MUNI: TVA	12/08/2021	05/15/2025	0.750	1.082	5,000,000.00	4,906,516.67	55,850.00	14,166.67	0.9888	226	0.62	0.0070
91417K2W0	125496	MUNI: UNIV COLORADO	05/17/2021	06/01/2025	2.347	0.650	3,690,000.00	3,527,301.75	(249,185.70)	28,868.10	1.0675	243	0.66	0.0078
N/A	125431	Goldman Sachs M-Mkt	04/15/2021	10/01/2024	4.550	4.550	1,182,472.09	1,182,472.09	0.00	3,743.57	1.0000	0	0.00	0.0000
N/A	125476	ARP 21B SUB SBA	04/30/2021	10/01/2024	5.120	5.120	27,261,977.98	27,261,977.98	0.00	124,882.58	1.0000	0	0.00	0.0000
					<b>3.069</b>	<b>2.547</b>	<b>71,779,450.07</b>	<b>71,045,775.55</b>	<b>(1,563,359.41)</b>	<b>283,105.68</b>	<b>1.0218</b>	<b>165</b>	<b>0.45</b>	<b>0.0059</b>
<b>ALL REQUIREMENTS CONTINGENCY</b>														
VP4560000	124582	Principal	11/04/2019	10/01/2024	4.800	4.800	1,464,750.45	1,464,750.45	0.00	3,051.91	1.0000	0	0.00	0.0000
					<b>4.800</b>	<b>4.800</b>	<b>1,464,750.45</b>	<b>1,464,750.45</b>	<b>0.00</b>	<b>3,051.91</b>	<b>1.0000</b>	<b>0</b>	<b>0.00</b>	<b>0.0000</b>
<b>ALL REQUIREMENTS DEBT SERVICE 2015B</b>														
N/A	118434	Goldman Sachs M-Mkt	01/28/2016	10/01/2024	4.550	4.550	9,377,506.25	9,377,506.25	0.00	8,875.59	1.0000	0	0.00	0.0000
					<b>4.550</b>	<b>4.550</b>	<b>9,377,506.25</b>	<b>9,377,506.25</b>	<b>0.00</b>	<b>8,875.59</b>	<b>1.0000</b>	<b>0</b>	<b>0.00</b>	<b>0.0000</b>
<b>ALL REQUIREMENTS DEBT SERVICE 2016A</b>														
N/A	118861	Goldman Sachs M-Mkt	05/12/2016	10/01/2024	4.550	4.550	36,555,262.50	36,555,262.50	0.00	32,323.63	1.0000	0	0.00	0.0000
					<b>4.550</b>	<b>4.550</b>	<b>36,555,262.50</b>	<b>36,555,262.50</b>	<b>0.00</b>	<b>32,323.63</b>	<b>1.0000</b>	<b>0</b>	<b>0.00</b>	<b>0.0000</b>
<b>ALL REQUIREMENTS DEBT SERVICE 2017A</b>														
N/A	120615	Goldman Sachs M-Mkt	06/30/2017	10/01/2024	4.550	4.550	1,752,843.75	1,752,843.75	0.00	1,854.85	1.0000	0	0.00	0.0000
					<b>4.550</b>	<b>4.550</b>	<b>1,752,843.75</b>	<b>1,752,843.75</b>	<b>0.00</b>	<b>1,854.85</b>	<b>1.0000</b>	<b>0</b>	<b>0.00</b>	<b>0.0000</b>
<b>ALL REQUIREMENTS DEBT SERVICE 2017B</b>														
N/A	120616	Goldman Sachs M-Mkt	06/30/2017	10/01/2024	4.550	4.550	9,553,578.86	9,553,578.86	0.00	8,128.70	1.0000	0	0.00	0.0000
					<b>4.550</b>	<b>4.550</b>	<b>9,553,578.86</b>	<b>9,553,578.86</b>	<b>0.00</b>	<b>8,128.70</b>	<b>1.0000</b>	<b>0</b>	<b>0.00</b>	<b>0.0000</b>
<b>ALL REQUIREMENTS DEBT SERVICE 2018A</b>														
N/A	122318	Goldman Sachs M-Mkt	07/26/2018	10/01/2024	4.550	4.550	1,066,531.25	1,066,531.25	0.00	1,144.22	1.0000	0	0.00	0.0000
					<b>4.550</b>	<b>4.550</b>	<b>1,066,531.25</b>	<b>1,066,531.25</b>	<b>0.00</b>	<b>1,144.22</b>	<b>1.0000</b>	<b>0</b>	<b>0.00</b>	<b>0.0000</b>

# Investment Report

October 1, 2024

<u>CUSIP</u>	<u>ContNo</u>	<u>Issuer</u>	<u>Purchase Date</u>	<u>Maturity Date</u>	<u>Coupon</u>	<u>Yield to Maturity</u>	<u>Current Par</u>	<u>Market Value</u>	<u>(Premium)/Discount</u>	<u>Accrued Interest</u>	<u>Original Cost</u>	<u>Days To Maturity</u>	<u>Duration</u>	<u>Convexity</u>
<b>ALL REQUIREMENTS DEBT SERVICE 2019A</b>														
N/A	124837	Goldman Sachs M-Mkt	11/25/2019	10/01/2024	4.550	4.550	1,893,717.50	1,893,717.50	0.00	2,014.03	1.0000	0	0.00	0.0000
					<b>4.550</b>	<b>4.550</b>	<b>1,893,717.50</b>	<b>1,893,717.50</b>	<b>0.00</b>	<b>2,014.03</b>	<b>1.0000</b>	<b>0</b>	<b>0.00</b>	<b>0.0000</b>
<b>ALL REQUIREMENTS DEBT SERVICE 2021A</b>														
N/A	125470	Goldman Sachs M-Mkt	04/30/2021	10/01/2024	4.550	4.550	556,643.75	556,643.75	0.00	544.73	1.0000	0	0.00	0.0000
					<b>4.550</b>	<b>4.550</b>	<b>556,643.75</b>	<b>556,643.75</b>	<b>0.00</b>	<b>544.73</b>	<b>1.0000</b>	<b>0</b>	<b>0.00</b>	<b>0.0000</b>
<b>ALL REQUIREMENTS DEBT SERVICE 2021B</b>														
N/A	125477	Goldman Sachs M-Mkt	05/04/2021	10/01/2024	4.550	4.550	1,142,246.14	1,142,246.14	0.00	1,048.93	1.0000	0	0.00	0.0000
					<b>4.550</b>	<b>4.550</b>	<b>1,142,246.14</b>	<b>1,142,246.14</b>	<b>0.00</b>	<b>1,048.93</b>	<b>1.0000</b>	<b>0</b>	<b>0.00</b>	<b>0.0000</b>
<b>ALL REQUIREMENTS GENERAL RESERVE</b>														
06741FMG9	126836	CP: Barclays	04/24/2024	12/16/2024	0.000	5.550	500,000.00	496,687.04	17,273.92	0.00	0.0555	76	0.21	0.0014
06741FML8	126878	CP: Barclays	05/28/2024	12/20/2024	0.000	5.643	500,000.00	496,513.89	15,392.78	0.00	0.9692	80	0.22	0.0015
06741FQC4	126906	CP: Barclays	06/20/2024	03/12/2025	0.000	5.453	500,000.00	496,489.17	19,212.50	0.00	0.9616	162	0.44	0.0041
254673MP8	126585	CD: Discover Bank	08/23/2023	02/22/2028	3.000	3.000	245,000.00	230,657.35	0.00	805.48	1.0000	1,239	3.24	0.1263
3130AWS92	126736	FHLB	01/05/2024	09/12/2025	4.875	4.540	1,000,000.00	1,010,507.92	(5,317.00)	2,572.92	1.0053	346	0.94	0.0139
3130AYCN4	126732	FHLB	01/05/2024	01/03/2025	4.750	4.860	1,000,000.00	1,011,411.11	1,060.00	11,611.11	0.9989	94	0.26	0.0019
3130AYDV5	126738	FHLB - Callable	01/08/2024	01/08/2026	4.850	4.850	1,000,000.00	1,010,801.94	0.00	11,181.94	1.0000	464	1.24	0.0226
45685QPA1	126871	CP: ING Funding	05/08/2024	02/10/2025	0.000	5.575	1,000,000.00	988,547.73	40,628.12	0.00	0.9594	132	0.36	0.0030
6174468C6	126933	CORP: MORGAN STANLEY	07/10/2024	07/23/2025	4.000	5.305	500,000.00	503,251.75	6,505.00	3,777.78	0.9870	295	0.80	0.0109
75951AAL2	126841	CORP: TOMARI	04/24/2024	10/30/2024	2.500	5.700	500,000.00	504,384.13	8,036.70	5,243.06	0.0570	29	0.08	0.0005
912797HE0	126845	US Treasury	04/24/2024	10/31/2024	0.000	5.404	500,000.00	498,084.44	13,644.10	0.00	0.9727	30	0.08	0.0005
91282CFQ9	126770	US Treasury	02/07/2024	10/31/2024	4.375	4.975	500,000.00	509,037.98	2,171.20	9,204.23	0.9957	30	0.08	0.0005
91282CFX4	126843	US Treasury	04/24/2024	11/30/2024	4.500	5.096	300,000.00	304,524.45	1,114.21	4,536.89	0.0510	60	0.17	0.0011
VP4560000	124710	Principal	11/25/2019	10/01/2024	4.800	4.800	1,525,996.33	1,525,996.33	0.00	4,859.48	1.0000	0	0.00	0.0000
					<b>3.064</b>	<b>5.060</b>	<b>9,570,996.33</b>	<b>9,586,895.23</b>	<b>119,721.53</b>	<b>53,792.89</b>	<b>0.8619</b>	<b>179</b>	<b>0.48</b>	<b>0.0086</b>
<b>ALL REQUIREMENTS O&amp;M</b>														
24422EWS4	126820	CORP: JOHN DEERE	04/05/2024	03/03/2025	5.150	5.178	3,000,000.00	3,019,976.71	870.00	12,016.67	0.9997	153	0.42	0.0038
3133EPJ71	126692	FFCB	12/05/2023	12/04/2024	5.125	5.100	2,000,000.00	2,034,432.50	(476.00)	33,312.50	1.0002	64	0.18	0.0012
45685QPA1	126868	CP: ING Funding	05/08/2024	02/10/2025	0.000	5.575	2,000,000.00	1,977,095.45	81,256.24	0.00	0.9594	132	0.36	0.0030
63307LRG8	126955	CP: NATL BANK OF CAN	07/30/2024	04/16/2025	0.000	5.161	1,000,000.00	982,958.42	35,461.11	0.00	0.9645	197	0.54	0.0054
63307LSU6	126900	CP: NATL BANK OF CAN	06/07/2024	05/28/2025	0.000	5.430	2,500,000.00	2,474,188.37	126,961.80	0.00	0.9492	239	0.65	0.0074
68608VDV3	125401	MUNI: Oregon State	03/26/2021	05/01/2025	3.069	0.900	1,000,000.00	1,005,168.00	(87,050.00)	12,787.50	1.0871	212	0.57	0.0066
808513AX3	126960	CORP: SCHWAB	07/30/2024	05/21/2025	3.850	5.191	2,000,000.00	2,022,213.16	21,080.00	27,805.56	0.9895	232	0.63	0.0076
912797GW1	126990	US Treasury	09/30/2024	10/03/2024	0.000	4.565	15,000,000.00	14,996,155.13	5,610.00	0.00	0.9996	2	0.01	0.0000
912828YM6	125836	US Treasury	03/18/2022	10/31/2024	1.500	1.035	1,000,000.00	1,003,563.17	(11,996.28)	6,277.17	0.0104	30	0.08	0.0005
91282CDS7	126813	US Treasury	04/04/2024	01/15/2025	1.125	5.125	1,000,000.00	992,639.51	30,234.37	2,384.51	0.9698	106	0.29	0.0022
91282CFX4	126496	US Treasury	06/15/2023	11/30/2024	4.500	5.058	500,000.00	507,435.44	3,902.09	7,562.50	0.9922	60	0.17	0.0011
N/A	125279	All Req. SBA	11/05/2020	10/01/2024	5.120	5.120	25,516,539.84	25,516,539.84	0.00	106,325.91	1.0000	0	0.00	0.0000
VP4560000	124611	Principal	11/21/2019	10/01/2024	4.800	4.800	18,074,890.50	18,074,890.50	0.00	91,054.82	1.0000	0	0.00	0.0000
					<b>3.469</b>	<b>4.846</b>	<b>74,591,430.34</b>	<b>74,607,256.20</b>	<b>205,853.33</b>	<b>299,527.14</b>	<b>0.9838</b>	<b>34</b>	<b>0.09</b>	<b>0.0009</b>

# Investment Report

October 1, 2024

<u>CUSIP</u>	<u>ContNo</u>	<u>Issuer</u>	<u>Purchase Date</u>	<u>Maturity Date</u>	<u>Coupon</u>	<u>Yield to Maturity</u>	<u>Current Par</u>	<u>Market Value</u>	<u>(Premium)/Discount</u>	<u>Accrued Interest</u>	<u>Original Cost</u>	<u>Days To Maturity</u>	<u>Duration</u>	<u>Convexity</u>
<b>ALL REQUIREMENTS RENEWAL &amp; REPLACEMENT</b>														
037833BY5	125408	CORP: APPLE INC	03/30/2021	02/23/2026	3.250	1.233	1,500,000.00	1,494,235.63	(143,370.00)	5,145.83	1.0956	510	1.37	0.0266
283770NU5	125405	MUNI: EL PASO SCHOOL	03/29/2021	08/15/2026	5.000	0.996	1,500,000.00	1,542,545.08	(313,680.00)	9,583.33	1.2091	683	1.80	0.0436
3130AWLY4	126772	FHLB	02/08/2024	06/13/2025	5.125	4.594	1,500,000.00	1,533,352.50	(10,200.00)	23,062.50	1.0068	255	0.69	0.0087
3130AYCN4	126734	FHLB	01/08/2024	01/03/2025	4.750	4.835	1,500,000.00	1,517,116.67	1,223.08	17,416.67	0.9992	94	0.26	0.0019
3133EPCW3	126329	FFCB	03/10/2023	03/10/2025	5.000	5.170	750,000.00	753,713.75	2,393.35	2,187.50	0.9968	160	0.44	0.0040
3133ERUK5	126989	FFCB - Callable	09/23/2024	09/23/2026	4.020	4.020	3,500,000.00	3,512,751.67	0.00	3,126.67	1.0000	722	1.92	0.0480
31424WJZ6	126902	FAMCA	06/10/2024	06/10/2026	5.240	5.240	2,000,000.00	2,042,953.33	0.00	32,313.33	1.0000	617	1.62	0.0361
63743HFE7	126514	CORP: Natl Rural Ut	07/12/2023	06/15/2025	3.450	5.400	1,000,000.00	1,004,605.95	35,232.60	10,158.33	0.9648	257	0.70	0.0089
63873JPT1	126983	CP: NATIXIS NY	09/09/2024	02/27/2025	0.000	4.856	3,000,000.00	2,961,275.55	66,547.50	0.00	0.9778	149	0.41	0.0036
64971XEK0	125399	MUNI: NYC Trans Fin	03/25/2021	08/01/2026	3.430	1.110	1,500,000.00	1,491,325.00	(180,225.00)	8,575.00	1.1202	669	1.79	0.0424
64971XEK0	125403	MUNI: NYC Trans Fin	03/29/2021	08/01/2026	3.430	1.106	1,500,000.00	1,491,325.00	(180,225.00)	8,575.00	1.1202	669	1.79	0.0424
64971XJB5	126774	MUNI: NYC	02/09/2024	11/01/2025	2.740	4.530	1,450,000.00	1,443,354.17	42,717.00	16,554.17	0.9705	396	1.07	0.0177
6944PL2B4	126739	CORP: PACIFIC LIFE	01/09/2024	06/24/2025	1.200	4.940	1,500,000.00	1,472,935.53	77,925.00	4,950.00	0.9481	266	0.73	0.0091
74153WCQ0	126875	CORP: PRICOA GL FD	05/09/2024	12/06/2024	1.150	5.503	2,000,000.00	1,994,667.04	48,643.50	7,347.22	0.9757	66	0.18	0.0012
74153WCR8	126804	CORP: PRICOA GL FD	03/22/2024	08/28/2025	4.200	5.162	1,530,000.00	1,538,048.02	20,393.78	5,890.50	0.9867	331	0.90	0.0130
83369BS98	126984	CP: Societe Generale	09/09/2024	05/09/2025	0.000	4.662	2,000,000.00	1,962,013.18	59,962.22	0.00	0.9700	220	0.60	0.0064
882724RB5	125406	MUNI: STATE OF TEXAS	03/29/2021	10/01/2026	5.000	0.964	2,000,000.00	2,048,376.00	(431,860.00)	50,000.00	1.2159	730	1.88	0.0480
902273WX5	121455	MUNI: TYLER	12/08/2017	02/15/2026	5.000	1.870	700,000.00	727,993.61	(165,564.00)	4,470.11	1.2365	502	1.34	0.0261
912797GW1	126991	US Treasury	09/30/2024	10/03/2024	0.000	4.565	5,000,000.00	4,998,718.38	1,870.00	0.00	0.9996	2	0.01	0.0000
91282CFX4	126788	US Treasury	02/21/2024	11/30/2024	4.500	5.096	2,000,000.00	2,030,163.00	9,062.00	30,245.90	0.9955	60	0.17	0.0011
91282CJT9	126751	US Treasury	01/19/2024	01/15/2027	4.000	4.135	2,000,000.00	2,035,785.52	7,500.00	16,956.52	0.9963	836	2.19	0.0617
VP4560000	124585	Principal	11/04/2019	10/01/2024	4.800	4.800	4,495,977.78	4,495,977.78	0.00	46,494.74	1.0000	0	0.00	0.0000
					<b>3.092</b>	<b>4.041</b>	<b>43,925,977.78</b>	<b>44,093,232.36</b>	<b>(1,051,653.97)</b>	<b>303,053.32</b>	<b>1.0239</b>	<b>332</b>	<b>0.88</b>	<b>0.0188</b>
<b>ALL REQUIREMENTS SOLAR O&amp;M</b>														
VP4560000	125040	Principal	04/27/2020	10/01/2024	4.800	4.800	2,054,917.55	2,054,917.55	0.00	8,928.20	1.0000	0	0.00	0.0000
					<b>4.800</b>	<b>4.800</b>	<b>2,054,917.55</b>	<b>2,054,917.55</b>	<b>0.00</b>	<b>8,928.20</b>	<b>1.0000</b>	<b>0</b>	<b>0.00</b>	<b>0.0000</b>
<b>ALL REQUIREMENTS SUBORDINATE DEBT</b>														
N/A	125086	Goldman Sachs M-Mkt	05/29/2020	10/01/2024	4.550	4.550	2.73	2.73	0.00	0.00	1.0000	0	0.00	0.0000
					<b>4.550</b>	<b>4.550</b>	<b>2.73</b>	<b>2.73</b>	<b>0.00</b>	<b>0.00</b>	<b>1.0000</b>	<b>0</b>	<b>0.00</b>	<b>0.0000</b>
<b>ARP PLOAN DEBT SVC 2022 BNY</b>														
X9X9USDADM1	126130	MORGAN STANLEY LIQ	10/25/2022	10/01/2024	4.580	4.580	2,669.38	2,669.38	0.00	47.42	1.0000	0	0.00	0.0000
					<b>4.580</b>	<b>4.580</b>	<b>2,669.38</b>	<b>2,669.38</b>	<b>0.00</b>	<b>47.42</b>	<b>1.0000</b>	<b>0</b>	<b>0.00</b>	<b>0.0000</b>
<b>ARP PLOAN DEBT SVC 2022 TD BANK</b>														
N/A	126185	Goldman Sachs M-Mkt	10/25/2022	10/01/2024	4.550	4.550	63.31	63.31	0.00	0.39	1.0000	0	0.00	0.0000
					<b>4.550</b>	<b>4.550</b>	<b>63.31</b>	<b>63.31</b>	<b>0.00</b>	<b>0.39</b>	<b>1.0000</b>	<b>0</b>	<b>0.00</b>	<b>0.0000</b>



# Investment Report

October 1, 2024

<u>CUSIP</u>	<u>ContNo</u>	<u>Issuer</u>	<u>Purchase Date</u>	<u>Maturity Date</u>	<u>Coupon</u>	<u>Yield to Maturity</u>	<u>Current Par</u>	<u>Market Value</u>	<u>(Premium)/Discount</u>	<u>Accrued Interest</u>	<u>Original Cost</u>	<u>Days To Maturity</u>	<u>Duration</u>	<u>Convexity</u>
<b>ARP PLOAN PROJ FD 2022 BNY</b>														
X9X9USDADM1	126985	MORGAN STANLEY LIQ	10/25/2022	10/01/2024	4.580	4.580	0.00	0.00	0.00	69.20	1.0000	0	0.00	0.0000
							<b>0.00</b>	<b>0.00</b>	<b>0.00</b>	<b>69.20</b>				
<b>ARP PLOAN REV FD 22 BNY</b>														
X9X9USDADM1	126611	MORGAN STANLEY LIQ	05/02/2023	10/01/2024	4.580	4.580	4.65	4.65	0.00	0.00	1.0000	0	0.00	0.0000
					<b>4.580</b>	<b>4.580</b>	<b>4.65</b>	<b>4.65</b>	<b>0.00</b>	<b>0.00</b>	<b>1.0000</b>	<b>0</b>	<b>0.00</b>	<b>0.0000</b>
		<b>ARP Pool Summary</b>			<b>3.555</b>	<b>4.032</b>	<b>266,390,479.21</b>	<b>265,857,822.95</b>	<b>(2,281,801.12)</b>	<b>1,012,814.39</b>	<b>1.0003</b>	<b>115</b>	<b>0.31</b>	<b>0.0053</b>
<b>Bushnell Rate Stabilization Fund</b>														
VP4560000	124580	Principal	11/04/2019	10/01/2024	4.800	4.800	86,146.25	86,146.25	0.00	374.29	1.0000	0	0.00	0.0000
					<b>4.800</b>	<b>4.800</b>	<b>86,146.25</b>	<b>86,146.25</b>	<b>0.00</b>	<b>374.29</b>	<b>1.0000</b>	<b>0</b>	<b>0.00</b>	<b>0.0000</b>
		<b>BUSH Pool Summary</b>			<b>4.800</b>	<b>4.800</b>	<b>86,146.25</b>	<b>86,146.25</b>	<b>0.00</b>	<b>374.29</b>	<b>1.0000</b>	<b>0</b>	<b>0.00</b>	<b>0.0000</b>
<b>FMPA CLEWISTON PL 2021 DEBT SERVICE FUND</b>														
N/A	126074	Goldman Sachs M-Mkt	08/31/2021	10/01/2024	4.550	4.550	51,435.82	51,435.82	0.00	183.54	1.0000	0	0.00	0.0000
					<b>4.550</b>	<b>4.550</b>	<b>51,435.82</b>	<b>51,435.82</b>	<b>0.00</b>	<b>183.54</b>	<b>1.0000</b>	<b>0</b>	<b>0.00</b>	<b>0.0000</b>
<b>FMPA CLEWISTON PL 2021 PROCEEDS</b>														
N/A	125651	Goldman Sachs M-Mkt	09/30/2021	10/01/2024	4.550	4.550	0.00	0.00	0.00	72.38	1.0000	0	0.00	0.0000
							<b>0.00</b>	<b>0.00</b>	<b>0.00</b>	<b>72.38</b>				
<b>FMPA CLEWISTON PL 2021 REVENUE &amp; EXPENSE</b>														
N/A	126075	Goldman Sachs M-Mkt	09/23/2022	10/01/2024	4.550	4.550	3,819.77	3,819.77	0.00	13.63	1.0000	0	0.00	0.0000
					<b>4.550</b>	<b>4.550</b>	<b>3,819.77</b>	<b>3,819.77</b>	<b>0.00</b>	<b>13.63</b>	<b>1.0000</b>	<b>0</b>	<b>0.00</b>	<b>0.0000</b>
		<b>CLEW Pool Summary</b>			<b>4.550</b>	<b>4.550</b>	<b>55,255.59</b>	<b>55,255.59</b>	<b>0.00</b>	<b>269.55</b>	<b>1.0000</b>	<b>0</b>	<b>0.00</b>	<b>0.0000</b>
<b>FMPA Pool Loan Working Capital</b>														
VP4560000	124586	Principal	11/04/2019	10/01/2024	4.800	4.800	5,940.33	5,940.33	0.00	28.24	1.0000	0	0.00	0.0000
					<b>4.800</b>	<b>4.800</b>	<b>5,940.33</b>	<b>5,940.33</b>	<b>0.00</b>	<b>28.24</b>	<b>1.0000</b>	<b>0</b>	<b>0.00</b>	<b>0.0000</b>
		<b>FMPA Pool Summary</b>			<b>4.800</b>	<b>4.800</b>	<b>5,940.33</b>	<b>5,940.33</b>	<b>0.00</b>	<b>28.24</b>	<b>1.0000</b>	<b>0</b>	<b>0.00</b>	<b>0.0000</b>
<b>FMPA PL HOMESTEAD PROJECT FUND 2021</b>														
N/A	125532	Goldman Sachs M-Mkt	06/28/2021	10/01/2024	4.550	4.550	4,280,579.77	4,280,579.77	0.00	17,578.86	1.0000	0	0.00	0.0000
					<b>4.550</b>	<b>4.550</b>	<b>4,280,579.77</b>	<b>4,280,579.77</b>	<b>0.00</b>	<b>17,578.86</b>	<b>1.0000</b>	<b>0</b>	<b>0.00</b>	<b>0.0000</b>
<b>FMPA PL HOMESTEAD REVENUE EXPENSE FUND 2021</b>														
N/A	125848	Goldman Sachs M-Mkt	03/25/2022	04/04/2042	4.550	4.550	3,819.49	3,819.49	0.00	2.46	1.0000	6,394	17.51	3.1518
					<b>4.550</b>	<b>4.550</b>	<b>3,819.49</b>	<b>3,819.49</b>	<b>0.00</b>	<b>2.46</b>	<b>1.0000</b>	<b>6,394</b>	<b>17.51</b>	<b>3.1518</b>
<b>HOMESTEAD PL DEBT SERVICE 2022</b>														
N/A	126363	Goldman Sachs M-Mkt	03/16/2023	10/01/2024	4.550	4.550	446,441.12	446,441.12	0.00	283.75	1.0000	0	0.00	0.0000
					<b>4.550</b>	<b>4.550</b>	<b>446,441.12</b>	<b>446,441.12</b>	<b>0.00</b>	<b>283.75</b>	<b>1.0000</b>	<b>0</b>	<b>0.00</b>	<b>0.0000</b>

# Investment Report

October 1, 2024

<u>CUSIP</u>	<u>ContNo</u>	<u>Issuer</u>	<u>Purchase Date</u>	<u>Maturity Date</u>	<u>Coupon</u>	<u>Yield to Maturity</u>	<u>Current Par</u>	<u>Market Value</u>	<u>(Premium)/Discount</u>	<u>Accrued Interest</u>	<u>Original Cost</u>	<u>Days To Maturity</u>	<u>Duration</u>	<u>Convexity</u>
<b>HOMESTEAD PL PROJECT FUND 2022</b>														
N/A	126181	Goldman Sachs M-Mkt	11/17/2022	10/01/2024	4.550	4.550	4,959,424.36	4,959,424.36	0.00	20,366.65	1.0000	0	0.00	0.0000
					<b>4.550</b>	<b>4.550</b>	<b>4,959,424.36</b>	<b>4,959,424.36</b>	<b>0.00</b>	<b>20,366.65</b>	<b>1.0000</b>	<b>0</b>	<b>0.00</b>	<b>0.0000</b>
<b>HOMESTEAD PL REVENUE EXPESNE 2022</b>														
N/A	126364	Goldman Sachs M-Mkt	03/16/2023	10/01/2024	4.550	4.550	3,816.16	3,816.16	0.00	2.95	1.0000	0	0.00	0.0000
					<b>4.550</b>	<b>4.550</b>	<b>3,816.16</b>	<b>3,816.16</b>	<b>0.00</b>	<b>2.95</b>	<b>1.0000</b>	<b>0</b>	<b>0.00</b>	<b>0.0000</b>
		<b>HMST Pool Summary</b>			<b>4.550</b>	<b>4.550</b>	<b>9,694,080.90</b>	<b>9,694,080.90</b>	<b>0.00</b>	<b>38,234.67</b>	<b>1.0000</b>	<b>3</b>	<b>0.01</b>	<b>0.0013</b>
<b>FMPA PL HOMESTEAD DEBT SERVICE 2021</b>														
N/A	125650	Goldman Sachs M-Mkt	09/24/2021	10/01/2024	4.550	4.550	255,061.25	255,061.25	0.00	162.11	1.0000	0	0.00	0.0000
					<b>4.550</b>	<b>4.550</b>	<b>255,061.25</b>	<b>255,061.25</b>	<b>0.00</b>	<b>162.11</b>	<b>1.0000</b>	<b>0</b>	<b>0.00</b>	<b>0.0000</b>
		<b>HOME Pool Summary</b>			<b>4.550</b>	<b>4.550</b>	<b>255,061.25</b>	<b>255,061.25</b>	<b>0.00</b>	<b>162.11</b>	<b>1.0000</b>	<b>0</b>	<b>0.00</b>	<b>0.0000</b>
<b>Kissimmee Rate Stabilization Fund</b>														
VP4560000	124581	Principal	11/04/2019	10/01/2024	4.800	4.800	9,063.51	9,063.51	0.00	4,042.34	1.0000	0	0.00	0.0000
					<b>4.800</b>	<b>4.800</b>	<b>9,063.51</b>	<b>9,063.51</b>	<b>0.00</b>	<b>4,042.34</b>	<b>1.0000</b>	<b>0</b>	<b>0.00</b>	<b>0.0000</b>
		<b>KUA Pool Summary</b>			<b>4.800</b>	<b>4.800</b>	<b>9,063.51</b>	<b>9,063.51</b>	<b>0.00</b>	<b>4,042.34</b>	<b>1.0000</b>	<b>0</b>	<b>0.00</b>	<b>0.0000</b>
<b>FMPA PL BUSHNELL Debt Service</b>														
N/A	124748	Goldman Sachs M-Mkt	12/10/2019	10/01/2024	4.550	4.550	694.62	694.62	0.00	2.85	1.0000	0	0.00	0.0000
					<b>4.550</b>	<b>4.550</b>	<b>694.62</b>	<b>694.62</b>	<b>0.00</b>	<b>2.85</b>	<b>1.0000</b>	<b>0</b>	<b>0.00</b>	<b>0.0000</b>
<b>FMPA PL BUSHNELL Revenue Fund</b>														
N/A	125799	Goldman Sachs M-Mkt	02/01/2022	10/01/2024	4.550	4.550	34.06	34.06	0.00	0.10	1.0000	0	0.00	0.0000
					<b>4.550</b>	<b>4.550</b>	<b>34.06</b>	<b>34.06</b>	<b>0.00</b>	<b>0.10</b>	<b>1.0000</b>	<b>0</b>	<b>0.00</b>	<b>0.0000</b>
		<b>POOL Pool Summary</b>			<b>4.550</b>	<b>4.550</b>	<b>728.68</b>	<b>728.68</b>	<b>0.00</b>	<b>2.95</b>	<b>1.0000</b>	<b>0</b>	<b>0.00</b>	<b>0.0000</b>
<b>St Lucie Contingency</b>														
052404QH6	126702	MUNI: Austin College	12/19/2023	02/01/2027	1.361	4.476	500,000.00	474,796.67	44,855.00	1,134.17	0.9103	853	2.30	0.0655
64952WEJ8	126703	CORP: NYLIFE	12/19/2023	10/29/2024	0.900	5.204	500,000.00	500,462.59	17,903.00	1,900.00	0.9642	28	0.08	0.0004
6944PL2B4	125378	CORP: PACIFIC LIFE	02/19/2021	06/24/2025	1.200	0.849	500,000.00	490,978.50	(7,450.00)	1,650.00	1.0149	266	0.73	0.0091
75951AAP3	126415	CORP: Reliance Stand	04/28/2023	05/07/2025	2.750	5.090	500,000.00	500,852.86	22,248.88	5,500.00	0.9555	218	0.59	0.0069
VP4560000	124587	Principal	11/04/2019	10/01/2024	4.800	4.800	543,478.18	543,478.18	0.00	2,361.32	1.0000	0	0.00	0.0000
					<b>2.247</b>	<b>4.096</b>	<b>2,543,478.18</b>	<b>2,510,568.80</b>	<b>77,556.88</b>	<b>12,545.49</b>	<b>0.9695</b>	<b>268</b>	<b>0.73</b>	<b>0.0161</b>
<b>St Lucie Debt Service 2013A</b>														
X9X9USDADM1	123469	MORGAN STANLEY LIQ	03/05/2019	10/01/2024	4.580	4.580	1,495,160.00	1,495,160.00	0.00	1,332.15	1.0000	0	0.00	0.0000
					<b>4.580</b>	<b>4.580</b>	<b>1,495,160.00</b>	<b>1,495,160.00</b>	<b>0.00</b>	<b>1,332.15</b>	<b>1.0000</b>	<b>0</b>	<b>0.00</b>	<b>0.0000</b>
<b>ST LUCIE DEBT SERVICE 2021A</b>														
X9X9USDADM1	125669	MORGAN STANLEY LIQ	10/20/2021	10/01/2024	4.580	4.580	1,684,091.43	1,684,091.43	0.00	1,528.47	1.0000	0	0.00	0.0000
					<b>4.580</b>	<b>4.580</b>	<b>1,684,091.43</b>	<b>1,684,091.43</b>	<b>0.00</b>	<b>1,528.47</b>	<b>1.0000</b>	<b>0</b>	<b>0.00</b>	<b>0.0000</b>

# Investment Report

October 1, 2024

<u>CUSIP</u>	<u>ContNo</u>	<u>Issuer</u>	<u>Purchase Date</u>	<u>Maturity Date</u>	<u>Coupon</u>	<u>Yield to Maturity</u>	<u>Current Par</u>	<u>Market Value</u>	<u>(Premium)/Discount</u>	<u>Accrued Interest</u>	<u>Original Cost</u>	<u>Days To Maturity</u>	<u>Duration</u>	<u>Convexity</u>
<b>ST LUCIE DEBT SERVICE 2021B</b>														
X9X9USDADM1	126049	MORGAN STANLEY LIQ	07/27/2022	10/01/2024	4.580	4.580	853,950.00	853,950.00	0.00	946.74	1.0000	0	0.00	0.0000
					<b>4.580</b>	<b>4.580</b>	<b>853,950.00</b>	<b>853,950.00</b>	<b>0.00</b>	<b>946.74</b>	<b>1.0000</b>	<b>0</b>	<b>0.00</b>	<b>0.0000</b>
<b>St Lucie Decommissioning</b>														
06051GFX2	126371	CORP: BANK OF AMER	04/18/2023	04/19/2026	3.500	4.685	5,000,000.00	5,062,423.07	164,200.00	78,750.00	0.9672	565	1.50	0.0319
06418GAK3	126980	Bank of Nova Scotia	08/28/2024	08/01/2029	5.450	4.462	5,000,000.00	5,515,714.56	(216,050.00)	45,416.67	1.0432	1,765	4.31	0.2157
06741FKF3	126825	CP: Barclays	04/11/2024	10/15/2024	0.000	5.584	10,000,000.00	9,987,728.01	277,383.33	0.00	0.9723	14	0.04	0.0002
10921U2L1	126970	CORP: BRIGHTHOUSE	08/16/2024	06/10/2029	5.650	5.090	6,365,000.00	7,111,166.21	(150,023.05)	110,883.60	1.0236	1,713	4.15	0.2023
10921U2L1	126971	CORP: BRIGHTHOUSE	08/16/2024	06/10/2029	5.650	5.070	3,635,000.00	4,061,129.50	(88,803.05)	63,324.73	1.0244	1,713	4.15	0.2023
25160PAM9	126903	Deutsche Bank	06/20/2024	09/09/2027	5.371	5.135	5,000,000.00	5,288,460.33	(34,250.00)	16,411.39	1.0069	1,073	2.75	0.0936
254845GR5	126423	MUNI: DC WATER	05/08/2023	10/01/2028	5.422	4.426	4,300,000.00	4,405,307.00	(203,433.00)	116,573.00	1.0473	1,461	3.58	0.1525
29449WAE7	126369	CORP: EQH	04/17/2023	01/09/2026	1.000	4.771	5,000,000.00	4,836,993.26	477,050.00	11,388.89	0.9046	465	1.27	0.0227
3130AWTR1	126576	FHLB	08/25/2023	09/08/2028	4.375	4.484	3,500,000.00	3,606,907.99	16,975.00	9,782.99	0.9952	1,438	3.66	0.1571
3133EPGT6	126394	FFCB	04/26/2023	04/26/2027	3.875	4.032	5,000,000.00	5,115,645.14	28,700.00	83,420.14	0.9943	937	2.43	0.0746
3134GYNV0	126368	FHLMC - Callable	04/17/2023	04/17/2025	4.720	4.720	10,000,000.00	10,219,322.22	0.00	215,022.22	1.0000	198	0.53	0.0061
3134H12H5	126904	FHLMC - Callable	06/20/2024	06/17/2027	5.150	5.150	10,000,000.00	10,195,727.78	0.00	148,777.78	1.0000	989	2.53	0.0802
48133U5U2	126393	CORP: JP MORGAN	04/24/2023	04/24/2026	5.125	5.125	5,000,000.00	5,218,241.70	0.00	111,753.47	1.0000	570	1.49	0.0320
576000KW2	126424	MUNI: Mass School Bd	05/08/2023	06/15/2027	5.468	4.114	4,305,000.00	4,655,234.50	(217,789.95)	69,311.46	1.0506	987	2.52	0.0803
58989V2D5	126382	CORP: METLIFE	04/20/2023	09/14/2026	1.250	4.830	7,185,000.00	6,881,274.15	797,780.51	4,241.15	0.8890	713	1.93	0.0477
780082AD5	126370	CORP: ROYAL BK CA	04/17/2023	01/27/2026	4.650	4.900	5,000,000.00	5,094,226.71	32,450.00	41,333.33	0.9935	483	1.29	0.0243
78014RME7	126367	CORP: ROYAL BK CA	04/17/2023	10/17/2024	5.080	5.080	10,000,000.00	10,106,389.98	0.00	104,422.22	1.0000	16	0.04	0.0002
912828J27	126785	US Treasury	02/21/2024	02/15/2025	2.000	4.991	5,000,000.00	4,966,861.74	141,796.87	12,771.74	0.9716	137	0.38	0.0033
X9X9USDADM1	123464	MORGAN STANLEY LIQ	03/06/2019	10/01/2024	4.580	4.580	6,620,525.10	6,620,525.10	0.00	25,479.08	1.0000	0	0.00	0.0000
					<b>3.989</b>	<b>4.867</b>	<b>115,910,525.10</b>	<b>118,949,278.95</b>	<b>1,025,986.66</b>	<b>1,269,063.86</b>	<b>0.9911</b>	<b>690</b>	<b>1.75</b>	<b>0.0628</b>

# Investment Report

October 1, 2024

<u>CUSIP</u>	<u>ContNo</u>	<u>Issuer</u>	<u>Purchase Date</u>	<u>Maturity Date</u>	<u>Coupon</u>	<u>Yield to Maturity</u>	<u>Current Par</u>	<u>Market Value</u>	<u>(Premium)/Discount</u>	<u>Accrued Interest</u>	<u>Original Cost</u>	<u>Days To Maturity</u>	<u>Duration</u>	<u>Convexity</u>
<b>St Lucie General Reserve</b>														
02665WDL2	126972	CORP: HONDA	07/10/2024	07/08/2025	1.200	5.290	500,000.00	490,252.35	19,560.00	1,383.33	0.9609	280	0.76	0.0098
04685A4A6	126976	CORP: ATHENE	08/28/2024	08/27/2026	4.860	4.700	1,000,000.00	1,028,143.98	(3,014.00)	4,590.00	1.0030	695	1.83	0.0448
06375MCK9	126625	CORP: BMO	10/18/2023	10/18/2028	6.250	6.250	1,000,000.00	1,136,805.27	0.00	28,298.61	1.0000	1,478	3.57	0.1541
06406FAC7	122918	CORP: Bank of NY	12/21/2018	05/04/2026	2.800	3.670	2,000,000.00	1,995,487.18	111,512.24	22,866.67	0.9442	580	1.55	0.0333
06745QR434	126969	Corp: Barclays	05/20/2024	05/20/2027	5.500	5.500	2,000,000.00	2,142,669.42	0.00	40,027.78	1.0000	961	2.44	0.0765
3130AUZC1	126416	FHLB	04/27/2023	03/14/2025	4.625	4.023	2,000,000.00	2,005,033.92	(14,600.01)	4,343.92	1.0073	164	0.45	0.0042
3130AWTR1	126600	FHLB	08/25/2023	09/08/2028	4.375	4.484	500,000.00	515,272.57	2,425.00	1,397.57	0.9952	1,438	3.66	0.1571
3130B0CP2	126794	FHLB	03/08/2024	09/04/2025	4.800	4.734	2,000,000.00	2,016,120.00	(1,860.00)	7,200.00	1.0009	338	0.91	0.0134
3133EPNB7	126499	FFCB	06/30/2023	06/20/2025	4.625	4.980	500,000.00	507,992.85	3,305.00	6,487.85	0.9934	262	0.71	0.0091
3133ERKM2	126965	FFCB	07/30/2024	07/08/2027	4.500	4.257	3,000,000.00	3,101,190.00	(19,856.25)	31,125.00	1.0066	1,010	2.61	0.0847
3133ERRA1	126975	FFCB - Callable	08/28/2024	08/27/2027	4.580	4.580	1,500,000.00	1,509,473.33	0.00	6,488.33	1.0000	1,060	2.74	0.0921
3133ERUK5	126988	FFCB - Callable	09/23/2024	09/23/2026	4.020	4.020	2,000,000.00	2,007,286.67	0.00	1,786.67	1.0000	722	1.92	0.0480
31422XB50	125995	FAMCA	07/28/2022	07/28/2025	3.630	3.666	1,500,000.00	1,497,507.70	1,500.00	9,528.75	0.9990	300	0.81	0.0111
606822AU8	124983	CORP: Mitsubishi UFG	03/10/2020	03/02/2025	3.777	1.625	1,000,000.00	999,921.68	(102,520.00)	3,042.58	1.1025	152	0.42	0.0038
62479LMD4	126800	CP: MUFG Bank	03/21/2024	12/13/2024	0.000	5.434	1,000,000.00	993,633.96	38,129.08	0.00	0.9619	73	0.20	0.0014
641062BK9	126798	CORP: NESNVX	03/11/2024	03/13/2026	5.250	4.798	2,000,000.00	2,047,040.91	(17,080.00)	5,250.00	1.0085	528	1.41	0.0281
64952WEY5	126662	CORP: NYLIFE	11/14/2023	01/09/2028	4.850	5.506	2,000,000.00	2,111,605.42	48,260.00	22,094.44	0.9759	1,195	3.04	0.1128
74368CBQ6	126435	CORP: PROTECTIVELIFE	05/17/2023	01/06/2026	5.366	4.590	2,000,000.00	2,062,353.98	(37,980.00)	25,339.44	1.0190	462	1.23	0.0226
89236TKX2	126964	CORP: Toyota Motor	07/30/2024	08/14/2026	5.000	4.699	3,000,000.00	3,095,532.63	(17,310.00)	19,583.33	1.0058	682	1.80	0.0434
91282CEQ0	125988	US Treasury	07/21/2022	05/15/2025	2.750	3.240	1,500,000.00	1,502,283.34	19,687.50	15,580.84	0.9869	226	0.61	0.0072
91282CFW6	126443	US Treasury	05/23/2023	11/15/2025	4.500	4.107	2,500,000.00	2,560,615.00	(22,849.83)	42,500.00	1.0091	410	1.10	0.0187
91282CGG0	126441	US Treasury	05/22/2023	01/31/2025	4.125	4.402	2,000,000.00	2,010,733.46	9,062.50	13,899.46	0.9955	122	0.33	0.0027
92818NGL6	124604	MUNI: VA STATE	11/20/2019	11/01/2024	2.200	2.101	2,000,000.00	2,013,884.00	(9,260.00)	18,700.00	1.0046	31	0.08	0.0005
VP4560000	124588	Principal	11/04/2019	10/01/2024	4.800	4.800	3,739,142.58	3,739,142.58	0.00	17,691.01	1.0000	0	0.00	0.0000
					<b>4.290</b>	<b>4.365</b>	<b>42,239,142.58</b>	<b>43,089,982.20</b>	<b>7,111.23</b>	<b>349,205.58</b>	<b>0.9998</b>	<b>523</b>	<b>1.36</b>	<b>0.0372</b>
<b>ST LUCIE NUCLEAR FUEL STABILIZATION</b>														
06741FK89	126795	CP: Barclays	03/08/2024	10/08/2024	0.000	5.499	1,000,000.00	999,386.02	31,148.89	0.00	0.9689	7	0.02	0.0001
3133EPNB7	126500	FFCB	06/30/2023	06/20/2025	4.625	4.980	1,250,000.00	1,269,982.12	8,262.50	16,219.62	0.9934	262	0.71	0.0091
64952WEK5	126805	CORP: NYLIFE	03/22/2024	01/14/2025	1.450	5.334	1,000,000.00	993,968.02	30,459.28	3,101.39	0.9695	105	0.29	0.0022
91282CGD7	126501	US Treasury	06/29/2023	12/31/2024	4.250	5.217	1,250,000.00	1,262,210.07	17,284.34	13,428.82	0.9862	91	0.25	0.0018
VP4560000	124589	Principal	11/04/2019	10/01/2024	4.800	4.800	3,369,665.43	3,369,665.43	0.00	13,167.89	1.0000	0	0.00	0.0000
					<b>3.649</b>	<b>5.052</b>	<b>7,869,665.43</b>	<b>7,895,211.66</b>	<b>87,155.01</b>	<b>45,917.72</b>	<b>0.9889</b>	<b>70</b>	<b>0.19</b>	<b>0.0020</b>

# Investment Report

October 1, 2024

<u>CUSIP</u>	<u>ContNo</u>	<u>Issuer</u>	<u>Purchase Date</u>	<u>Maturity Date</u>	<u>Coupon</u>	<u>Yield to Maturity</u>	<u>Current Par</u>	<u>Market Value</u>	<u>(Premium)/Discount</u>	<u>Accrued Interest</u>	<u>Original Cost</u>	<u>Days To Maturity</u>	<u>Duration</u>	<u>Convexity</u>
<b>St Lucie O&amp;M</b>														
3133ERKE0	126929	FFCB	07/08/2024	07/08/2025	5.125	5.105	1,000,000.00	1,018,835.97	(189.00)	11,815.97	1.0002	280	0.75	0.0100
63307LSU6	126901	CP: NATL BANK OF CAN	06/07/2024	05/28/2025	0.000	5.430	750,000.00	742,256.51	38,088.54	0.00	0.9492	239	0.65	0.0074
6944PL2B4	126740	CORP: PACIFIC LIFE	01/09/2024	06/24/2025	1.200	4.940	1,000,000.00	981,957.02	51,950.00	3,300.00	0.9481	266	0.73	0.0091
83368YNR4	126924	CP: Societe Generale	07/03/2024	03/21/2025	0.000	5.493	1,000,000.00	985,174.22	37,795.86	0.00	0.9622	171	0.47	0.0044
89236TGT6	126289	CORP: Toyota Motor	02/07/2023	02/13/2025	1.800	4.620	1,000,000.00	992,229.48	53,715.00	2,400.00	0.9463	135	0.37	0.0032
89236TJT3	126773	CORP: Toyota Motor	02/09/2024	01/13/2025	1.450	4.960	500,000.00	497,042.93	15,729.26	1,570.83	0.9685	104	0.28	0.0022
912797MH7	126986	US Treasury	09/17/2024	09/04/2025	0.000	3.991	1,000,000.00	964,247.46	37,057.78	0.00	0.9629	338	0.93	0.0127
N/A	125280	ST LUCIE SBA	11/05/2020	10/01/2024	5.120	5.120	4,180,940.59	4,180,940.59	0.00	20,824.13	1.0000	0	0.00	0.0000
VP4560000	124612	Principal	11/21/2019	10/01/2024	4.800	4.800	798,144.95	798,144.95	0.00	5,353.75	1.0000	0	0.00	0.0000
					<b>3.036</b>	<b>4.982</b>	<b>11,229,085.54</b>	<b>11,160,829.13</b>	<b>234,147.44</b>	<b>45,264.68</b>	<b>0.9791</b>	<b>127</b>	<b>0.35</b>	<b>0.0041</b>
<b>St Lucie R&amp;R</b>														
3130B0LP2	126833	FHLB - Callable	04/17/2024	09/17/2025	5.000	5.221	945,000.00	948,670.80	2,835.00	1,837.50	0.9970	351	0.95	0.0142
3133EP2C8	126771	FFCB	02/08/2024	02/28/2025	4.750	4.772	500,000.00	502,329.58	100.00	2,177.08	0.9998	150	0.41	0.0037
3133ERBS9	126827	FFCB	04/17/2024	04/17/2025	5.125	5.194	500,000.00	513,818.61	330.00	11,673.61	0.9993	198	0.53	0.0061
3133ERFT3	126977	FFCB	08/28/2024	08/28/2026	4.875	3.942	500,000.00	513,519.38	(8,885.00)	2,234.38	1.0178	696	1.84	0.0449
3133ERMK4	126963	FFCB	07/30/2024	01/26/2026	4.625	4.612	1,000,000.00	1,017,690.69	(180.00)	8,350.69	1.0002	482	1.29	0.0241
3133ERMW8	126956	FFCB	07/30/2024	07/29/2025	4.750	4.809	1,000,000.00	1,013,395.56	570.00	8,180.56	0.9994	301	0.81	0.0112
59217GEW5	126872	CORP: METLIFE	05/09/2024	03/21/2025	2.800	5.357	500,000.00	496,580.76	10,705.00	388.89	0.9786	171	0.47	0.0044
62479LMD4	126799	CP: MUFG Bank	03/21/2024	12/13/2024	0.000	5.434	500,000.00	496,816.98	19,064.54	0.00	0.9619	73	0.20	0.0014
91282CFQ9	126660	US Treasury	11/13/2023	10/31/2024	4.375	5.371	500,000.00	508,987.96	4,628.91	9,154.21	0.9907	30	0.08	0.0005
91282CHH7	126966	US Treasury	07/30/2024	06/15/2026	4.125	4.414	1,000,000.00	1,019,906.63	5,200.00	12,172.13	0.9948	622	1.64	0.0371
VP4560000	124590	Principal	11/04/2019	10/01/2024	4.800	4.800	3,662,191.65	3,662,191.65	0.00	15,771.62	1.0000	0	0.00	0.0000
					<b>4.409</b>	<b>4.844</b>	<b>10,607,191.65</b>	<b>10,693,908.60</b>	<b>34,368.45</b>	<b>71,940.67</b>	<b>0.9968</b>	<b>226</b>	<b>0.60</b>	<b>0.0110</b>
<b>STL Pool Summary</b>					<b>3.998</b>	<b>4.755</b>	<b>194,432,289.91</b>	<b>198,332,980.77</b>	<b>1,466,325.67</b>	<b>1,797,745.36</b>	<b>0.9925</b>	<b>551</b>	<b>1.41</b>	<b>0.0466</b>
<b>Stanton Contingency</b>														
3130ARQ61	125890	FHLB	05/25/2022	10/21/2024	2.200	2.210	900,000.00	908,138.50	225.00	14,800.00	0.9998	20	0.05	0.0003
VP4560000	124591	Principal	11/04/2019	10/01/2024	4.800	4.800	262,614.79	262,614.79	0.00	1,141.02	1.0000	0	0.00	0.0000
					<b>2.787</b>	<b>2.795</b>	<b>1,162,614.79</b>	<b>1,170,753.29</b>	<b>225.00</b>	<b>15,941.02</b>	<b>0.9998</b>	<b>15</b>	<b>0.04</b>	<b>0.0002</b>
<b>Stanton General Reserve</b>														
3130A3GE8	126828	FHLB	04/17/2024	12/13/2024	2.750	5.290	2,000,000.00	2,008,340.00	32,390.31	16,500.00	0.9838	73	0.20	0.0014
3130B2FY6	126974	FHLB	08/28/2024	08/21/2025	4.500	4.404	1,000,000.00	1,008,690.00	(900.00)	5,000.00	1.0009	324	0.88	0.0125
45685QPA1	126870	CP: ING Funding	05/08/2024	02/10/2025	0.000	5.575	500,000.00	494,273.86	20,314.06	0.00	0.9594	132	0.36	0.0030
62479LMD4	126801	CP: MUFG Bank	03/21/2024	12/13/2024	0.000	5.434	2,000,000.00	1,987,267.92	76,258.16	0.00	0.9619	73	0.20	0.0014
89114QCH9	126930	CORP: TD BANK	07/10/2024	06/12/2025	1.150	5.420	2,000,000.00	1,964,862.13	75,840.00	6,963.89	0.9621	254	0.69	0.0085
91282CJB81	126936	US Treasury	07/10/2024	09/30/2025	5.000	4.927	2,000,000.00	2,021,721.13	(1,562.50)	274.73	1.0008	364	0.98	0.0151
VP4560000	124592	Principal	11/04/2019	10/01/2024	4.800	4.800	1,677,738.39	1,677,738.39	0.00	4,768.56	1.0000	0	0.00	0.0000
					<b>2.715</b>	<b>5.134</b>	<b>11,177,738.39</b>	<b>11,162,893.43</b>	<b>202,340.03</b>	<b>33,507.18</b>	<b>0.9819</b>	<b>172</b>	<b>0.47</b>	<b>0.0060</b>

# Investment Report

October 1, 2024

<u>CUSIP</u>	<u>ContNo</u>	<u>Issuer</u>	<u>Purchase Date</u>	<u>Maturity Date</u>	<u>Coupon</u>	<u>Yield to Maturity</u>	<u>Current Par</u>	<u>Market Value</u>	<u>(Premium)/Discount</u>	<u>Accrued Interest</u>	<u>Original Cost</u>	<u>Days To Maturity</u>	<u>Duration</u>	<u>Convexity</u>
<b>Stanton O&amp;M</b>														
3133EPJ71	126687	FFCB	12/05/2023	12/04/2024	5.125	5.100	500,000.00	508,608.13	(119.00)	8,328.13	1.0002	64	0.18	0.0012
N/A	125281	STANTON SBA	11/05/2020	10/01/2024	5.120	5.120	4,752,747.32	4,752,747.32	0.00	20,664.04	1.0000	0	0.00	0.0000
VP4560000	124615	Principal	11/21/2019	10/01/2024	4.800	4.800	1,320,516.99	1,320,516.99	0.00	5,797.37	1.0000	0	0.00	0.0000
					<b>5.056</b>	<b>5.054</b>	<b>6,573,264.31</b>	<b>6,581,872.44</b>	<b>(119.00)</b>	<b>34,789.54</b>	<b>1.0000</b>	<b>5</b>	<b>0.02</b>	<b>0.0001</b>
<b>Stanton R&amp;R</b>														
24422EWB1	126822	CORP: JOHN DEERE	04/05/2024	03/07/2025	2.125	5.176	500,000.00	495,687.71	13,575.00	708.33	0.9729	157	0.43	0.0039
63307LRG8	126953	CP: NATL BANK OF CAN	07/30/2024	04/16/2025	0.000	5.161	500,000.00	491,479.21	17,730.55	0.00	0.9645	197	0.54	0.0054
83368YNR4	126926	CP: Societe Generale	07/03/2024	03/21/2025	0.000	5.493	500,000.00	492,587.11	18,897.93	0.00	0.9622	171	0.47	0.0044
91282CFQ9	126777	US Treasury	02/21/2024	10/31/2024	4.375	5.118	875,000.00	890,728.93	4,409.18	16,019.88	0.9950	30	0.08	0.0005
91282CFX4	126790	US Treasury	02/21/2024	11/30/2024	4.500	5.096	875,000.00	888,196.32	3,964.62	13,232.58	0.9955	60	0.17	0.0011
94988J6B8	126959	CORP: WELLS FARGO	07/30/2024	08/01/2025	5.550	5.032	1,000,000.00	1,020,804.03	(5,000.00)	9,250.00	1.0050	304	0.82	0.0114
VP4560000	124596	Principal	11/04/2019	10/01/2024	4.800	4.800	1,688,023.26	1,688,023.26	0.00	7,203.31	1.0000	0	0.00	0.0000
					<b>3.786</b>	<b>5.050</b>	<b>5,938,023.26</b>	<b>5,967,506.57</b>	<b>53,577.28</b>	<b>46,414.10</b>	<b>0.9910</b>	<b>109</b>	<b>0.30</b>	<b>0.0033</b>
		<b>STN Pool Summary</b>			<b>3.594</b>	<b>4.983</b>	<b>24,851,640.75</b>	<b>24,883,025.73</b>	<b>256,023.31</b>	<b>130,651.84</b>	<b>0.9897</b>	<b>105</b>	<b>0.29</b>	<b>0.0035</b>
<b>Stanton II Contingency</b>														
59217GEW5	126873	CORP: METLIFE	05/09/2024	03/21/2025	2.800	5.357	400,000.00	397,264.62	8,564.00	311.11	0.9786	171	0.47	0.0044
6174468C6	126932	CORP: MORGAN STANLEY	07/10/2024	07/23/2025	4.000	5.305	250,000.00	251,625.88	3,252.50	1,888.89	0.9870	295	0.80	0.0109
VP4560000	124593	Principal	11/04/2019	10/01/2024	4.800	4.800	524,917.47	524,917.47	0.00	1,181.84	1.0000	0	0.00	0.0000
					<b>3.949</b>	<b>5.097</b>	<b>1,174,917.47</b>	<b>1,173,807.97</b>	<b>11,816.50</b>	<b>3,381.84</b>	<b>0.9899</b>	<b>121</b>	<b>0.33</b>	<b>0.0038</b>
<b>STANTON II DEBT SERVICE 2017A</b>														
X9X9USDADM1	123460	MORGAN STANLEY LIQ	03/12/2019	10/01/2024	4.580	4.580	635,997.40	635,997.40	0.00	1,185.44	1.0000	0	0.00	0.0000
					<b>4.580</b>	<b>4.580</b>	<b>635,997.40</b>	<b>635,997.40</b>	<b>0.00</b>	<b>1,185.44</b>	<b>1.0000</b>	<b>0</b>	<b>0.00</b>	<b>0.0000</b>
<b>STANTON II DEBT SERVICE 2017B</b>														
X9X9USDADM1	123461	MORGAN STANLEY LIQ	03/12/2019	10/01/2024	4.580	4.580	5,408,096.65	5,408,096.65	0.00	4,710.82	1.0000	0	0.00	0.0000
					<b>4.580</b>	<b>4.580</b>	<b>5,408,096.65</b>	<b>5,408,096.65</b>	<b>0.00</b>	<b>4,710.82</b>	<b>1.0000</b>	<b>0</b>	<b>0.00</b>	<b>0.0000</b>
<b>STANTON II DEBT SERVICE 2022A</b>														
X9X9USDADM1	126019	MORGAN STANLEY LIQ	07/27/2022	10/01/2024	4.580	4.580	6,091,961.75	6,091,961.75	0.00	5,292.21	1.0000	0	0.00	0.0000
					<b>4.580</b>	<b>4.580</b>	<b>6,091,961.75</b>	<b>6,091,961.75</b>	<b>0.00</b>	<b>5,292.21</b>	<b>1.0000</b>	<b>0</b>	<b>0.00</b>	<b>0.0000</b>
<b>STANTON II DEBT SERVICE POOLED LOAN 2020-1</b>														
N/A	125215	Goldman Sachs M-Mkt	09/28/2020	10/01/2024	4.550	4.550	286,934.50	286,934.50	0.00	220.62	1.0000	0	0.00	0.0000
					<b>4.550</b>	<b>4.550</b>	<b>286,934.50</b>	<b>286,934.50</b>	<b>0.00</b>	<b>220.62</b>	<b>1.0000</b>	<b>0</b>	<b>0.00</b>	<b>0.0000</b>

# Investment Report

October 1, 2024

<u>CUSIP</u>	<u>ContNo</u>	<u>Issuer</u>	<u>Purchase Date</u>	<u>Maturity Date</u>	<u>Coupon</u>	<u>Yield to Maturity</u>	<u>Current Par</u>	<u>Market Value</u>	<u>(Premium)/Discount</u>	<u>Accrued Interest</u>	<u>Original Cost</u>	<u>Days To Maturity</u>	<u>Duration</u>	<u>Convexity</u>
<b>Stanton II General Reserve</b>														
24422EWB1	126816	CORP: JOHN DEERE	04/05/2024	03/07/2025	2.125	5.176	1,000,000.00	991,375.42	27,150.00	1,416.67	0.9729	157	0.43	0.0039
3130A5R35	126829	FHLB	04/17/2024	06/13/2025	2.875	5.172	1,400,000.00	1,398,628.00	35,681.73	12,075.00	0.9745	255	0.69	0.0086
3130ARHA2	126832	FHLB	04/17/2024	04/14/2025	4.000	5.229	1,350,000.00	1,370,831.25	15,835.50	25,050.00	0.9883	195	0.52	0.0059
313384S34	126802	FHLB DN	03/21/2024	12/06/2024	0.000	5.214	2,000,000.00	1,983,264.07	71,427.78	0.00	0.9643	66	0.18	0.0012
3134GXA61	126522	FHLMC - Callable	07/24/2023	12/30/2024	4.000	5.286	1,000,000.00	1,008,321.11	17,560.00	10,111.11	0.9824	90	0.25	0.0018
53948AP70	126876	CP: LLOYDS BANK	05/28/2024	02/07/2025	0.000	5.566	1,000,000.00	988,805.09	37,329.17	0.00	0.9627	129	0.35	0.0029
64966MGL7	123854	MUNI: NYC Trans Fin	06/21/2019	12/01/2024	2.900	2.355	2,875,000.00	2,891,841.11	(79,522.50)	28,254.86	1.0277	61	0.17	0.0011
74153WCM9	125522	CORP: PRICOA GL FD	06/10/2021	09/01/2025	0.800	0.860	895,000.00	869,730.14	2,225.31	596.67	0.9975	335	0.92	0.0131
83368YNR4	126928	CP: Societe Generale	07/03/2024	03/21/2025	0.000	5.493	1,500,000.00	1,477,761.33	56,693.79	0.00	0.9622	171	0.47	0.0044
90351DAB3	126923	UBS	07/03/2024	09/24/2025	4.125	5.625	2,000,000.00	2,004,549.41	35,170.00	1,604.17	0.9824	358	0.97	0.0147
9128284R8	126899	US Treasury	06/07/2024	05/31/2025	2.875	5.119	2,000,000.00	2,002,492.77	42,421.87	19,323.77	0.9788	242	0.66	0.0081
91282CDS7	125762	US Treasury	01/18/2022	01/15/2025	1.125	1.202	5,000,000.00	4,963,197.55	11,300.00	11,922.55	0.9977	106	0.29	0.0022
91282CFQ9	126775	US Treasury	02/21/2024	10/31/2024	4.375	5.118	3,500,000.00	3,562,915.73	17,636.72	64,079.48	0.9950	30	0.08	0.0005
91282CFX4	126792	US Treasury	02/21/2024	11/30/2024	4.500	5.096	3,000,000.00	3,045,244.50	13,593.75	45,368.85	0.9955	60	0.17	0.0011
VP4560000	124594	Principal	11/04/2019	10/01/2024	4.800	4.800	465,313.52	465,313.52	0.00	10,149.14	1.0000	0	0.00	0.0000
					<b>2.597</b>	<b>4.122</b>	<b>28,985,313.52</b>	<b>29,024,271.00</b>	<b>304,503.12</b>	<b>229,952.27</b>	<b>0.9895</b>	<b>134</b>	<b>0.37</b>	<b>0.0039</b>
<b>Stanton II O&amp;M</b>														
N/A	125282	STANTON II SBA	11/05/2020	10/01/2024	5.120	5.120	5,430,940.88	5,430,940.88	0.00	14,960.86	1.0000	0	0.00	0.0000
VP4560000	125385	Principal	12/31/2020	10/01/2024	4.800	4.800	2,107,870.61	2,107,870.61	0.00	7,659.15	1.0000	0	0.00	0.0000
					<b>5.031</b>	<b>5.031</b>	<b>7,538,811.49</b>	<b>7,538,811.49</b>	<b>0.00</b>	<b>22,620.01</b>	<b>1.0000</b>	<b>0</b>	<b>0.00</b>	<b>0.0000</b>
<b>STANTON II PROJECT FUND 2020 POOLED LOAN</b>														
N/A	125118	Goldman Sachs M-Mkt	06/25/2020	10/01/2024	4.550	4.550	0.05	0.05	0.00	0.00	1.0000	0	0.00	0.0000
					<b>4.550</b>	<b>4.550</b>	<b>0.05</b>	<b>0.05</b>	<b>0.00</b>	<b>0.00</b>	<b>1.0000</b>	<b>0</b>	<b>0.00</b>	<b>0.0000</b>
<b>Stanton II R&amp;R</b>														
24422EWB1	126817	CORP: JOHN DEERE	04/05/2024	03/07/2025	2.125	5.176	390,000.00	386,636.41	10,588.50	552.50	0.9729	157	0.43	0.0039
313384S34	126803	FHLB DN	03/21/2024	12/06/2024	0.000	5.214	1,000,000.00	991,632.04	35,713.89	0.00	0.9643	66	0.18	0.0012
45685QPA1	126869	CP: ING Funding	05/08/2024	02/10/2025	0.000	5.575	500,000.00	494,273.86	20,314.06	0.00	0.9594	132	0.36	0.0030
63307LRG8	126954	CP: NATL BANK OF CAN	07/30/2024	04/16/2025	0.000	5.161	1,000,000.00	982,958.42	35,461.11	0.00	0.9645	197	0.54	0.0054
808513AX3	126961	CORP: SCHWAB	07/30/2024	05/21/2025	3.850	5.191	1,000,000.00	1,011,106.58	10,540.00	13,902.78	0.9895	232	0.63	0.0076
83368YNR4	126925	CP: Societe Generale	07/03/2024	03/21/2025	0.000	5.493	500,000.00	492,587.11	18,897.93	0.00	0.9622	171	0.47	0.0044
91282CFQ9	126776	US Treasury	02/21/2024	10/31/2024	4.375	5.118	1,000,000.00	1,017,975.92	5,039.06	18,308.42	0.9950	30	0.08	0.0005
91282CFX4	126791	US Treasury	02/21/2024	11/30/2024	4.500	5.096	1,000,000.00	1,015,081.50	4,531.25	15,122.95	0.9955	60	0.17	0.0011
VP4560000	124595	Principal	11/04/2019	10/01/2024	4.800	4.800	2,320,459.01	2,320,459.01	0.00	9,533.37	1.0000	0	0.00	0.0000
					<b>2.835</b>	<b>5.105</b>	<b>8,710,459.01</b>	<b>8,712,710.85</b>	<b>141,085.80</b>	<b>57,420.02</b>	<b>0.9838</b>	<b>92</b>	<b>0.25</b>	<b>0.0024</b>
<b>STANTON II REVENUE FUND 2020 POOLED LOAN</b>														
N/A	125409	Goldman Sachs M-Mkt	03/29/2021	10/01/2024	4.550	4.550	3,059.36	3,059.36	0.00	2.35	1.0000	0	0.00	0.0000
					<b>4.550</b>	<b>4.550</b>	<b>3,059.36</b>	<b>3,059.36</b>	<b>0.00</b>	<b>2.35</b>	<b>1.0000</b>	<b>0</b>	<b>0.00</b>	<b>0.0000</b>

# Investment Report

October 1, 2024

<u>CUSIP</u>	<u>ContNo</u>	<u>Issuer</u>	<u>Purchase Date</u>	<u>Maturity Date</u>	<u>Coupon</u>	<u>Yield to Maturity</u>	<u>Current Par</u>	<u>Market Value</u>	<u>(Premium)/Discount</u>	<u>Accrued Interest</u>	<u>Original Cost</u>	<u>Days To Maturity</u>	<u>Duration</u>	<u>Convexity</u>
<b>STANTON II SUBORDINATED DEBT FUND 2020</b>														
X9X9USDADM1	125145	MORGAN STANLEY LIQ	07/27/2020	10/01/2024	4.580	4.580	0.00	0.00	0.00	828.24	1.0000	0	0.00	0.0000
							<b>0.00</b>	<b>0.00</b>	<b>0.00</b>	<b>828.24</b>				
<b>STN2 Pool Summary</b>					<b>3.390</b>	<b>4.500</b>	<b>58,835,551.20</b>	<b>58,875,651.02</b>	<b>457,405.42</b>	<b>325,613.82</b>	<b>0.9922</b>	<b>82</b>	<b>0.22</b>	<b>0.0024</b>
<b>Tri City Contingency</b>														
24422EWS4	126819	CORP: JOHN DEERE	04/05/2024	03/03/2025	5.150	5.178	150,000.00	150,998.83	43.50	600.83	0.9997	153	0.42	0.0038
VP4560000	124597	Principal	11/04/2019	10/01/2024	4.800	4.800	190,451.03	190,451.03	0.00	825.83	1.0000	0	0.00	0.0000
					<b>4.954</b>	<b>4.966</b>	<b>340,451.03</b>	<b>341,449.86</b>	<b>43.50</b>	<b>1,426.66</b>	<b>0.9999</b>	<b>67</b>	<b>0.19</b>	<b>0.0017</b>
<b>Tri City General Reserve</b>														
06741FMG9	126824	CP: Barclays	04/11/2024	12/16/2024	0.000	5.550	400,000.00	397,349.63	14,552.67	0.00	0.9636	76	0.21	0.0014
3133ERMW8	126958	FFCB	07/30/2024	07/29/2025	4.750	4.809	400,000.00	405,358.22	228.00	3,272.22	0.9994	301	0.81	0.0112
63307LRG8	126952	CP: NATL BANK OF CAN	07/30/2024	04/16/2025	0.000	5.161	400,000.00	393,183.37	14,184.44	0.00	0.9645	197	0.54	0.0054
VP4560000	124598	Principal	11/04/2019	10/01/2024	4.800	4.800	322,250.13	322,250.13	0.00	1,311.53	1.0000	0	0.00	0.0000
					<b>2.264</b>	<b>5.094</b>	<b>1,522,250.13</b>	<b>1,518,141.35</b>	<b>28,965.11</b>	<b>4,583.75</b>	<b>0.9810</b>	<b>151</b>	<b>0.41</b>	<b>0.0047</b>
<b>Tri City O&amp;M</b>														
313384M71	126688	FHLB DN	12/05/2023	10/31/2024	0.000	5.183	250,000.00	249,027.90	11,194.22	0.00	0.9552	30	0.08	0.0005
3133ERRC7	126982	FFCB	09/09/2024	08/27/2025	4.375	4.148	250,000.00	251,895.49	(530.00)	1,032.99	1.0021	330	0.89	0.0129
N/A	125283	TRI CITY SBA	11/05/2020	10/01/2024	5.120	5.120	1,531,277.68	1,531,277.68	0.00	7,305.43	1.0000	0	0.00	0.0000
VP4560000	124614	Principal	11/21/2019	10/01/2024	4.800	4.800	616,262.75	616,262.75	0.00	1,853.12	1.0000	0	0.00	0.0000
					<b>4.492</b>	<b>4.960</b>	<b>2,647,540.43</b>	<b>2,648,463.82</b>	<b>10,664.22</b>	<b>10,191.54</b>	<b>0.9960</b>	<b>34</b>	<b>0.09</b>	<b>0.0013</b>
<b>Tri City R&amp;R</b>														
24422EWS4	126818	CORP: JOHN DEERE	04/05/2024	03/03/2025	5.150	5.178	250,000.00	251,664.73	72.50	1,001.39	0.9997	153	0.42	0.0038
3130B2FY6	126973	FHLB	08/28/2024	08/21/2025	4.500	4.404	250,000.00	252,172.50	(225.00)	1,250.00	1.0009	324	0.88	0.0125
3133ERMW8	126957	FFCB	07/30/2024	07/29/2025	4.750	4.809	250,000.00	253,348.89	142.50	2,045.14	0.9994	301	0.81	0.0112
6174468C6	126934	CORP: MORGAN STANLEY	07/10/2024	07/23/2025	4.000	5.305	250,000.00	251,625.88	3,252.50	1,888.89	0.9870	295	0.80	0.0109
83368YNR4	126927	CP: Societe Generale	07/03/2024	03/21/2025	0.000	5.493	300,000.00	295,552.27	11,338.76	0.00	0.9622	171	0.47	0.0044
9128284R8	126898	US Treasury	06/07/2024	05/31/2025	2.875	5.119	250,000.00	250,311.60	5,302.73	2,415.47	0.9788	242	0.66	0.0081
91282CFQ9	126778	US Treasury	02/21/2024	10/31/2024	4.375	5.118	250,000.00	254,493.99	1,259.77	4,577.11	0.9950	30	0.08	0.0005
91282CFX4	126789	US Treasury	02/21/2024	11/30/2024	4.500	5.096	250,000.00	253,770.38	1,132.75	3,780.74	0.9955	60	0.17	0.0011
VP4560000	124578	Principal	11/04/2019	10/01/2024	4.800	4.800	460,721.68	460,721.68	0.00	1,830.23	1.0000	0	0.00	0.0000
					<b>3.883</b>	<b>5.025</b>	<b>2,510,721.68</b>	<b>2,523,661.92</b>	<b>22,276.51</b>	<b>18,788.97</b>	<b>0.9911</b>	<b>160</b>	<b>0.44</b>	<b>0.0053</b>
<b>TRI Pool Summary</b>					<b>3.813</b>	<b>5.013</b>	<b>7,020,963.27</b>	<b>7,031,716.95</b>	<b>61,949.34</b>	<b>34,990.92</b>	<b>0.9912</b>	<b>106</b>	<b>0.29</b>	<b>0.0035</b>



# Investment Report

October 1, 2024

<u>CUSIP</u>	<u>ContNo</u>	<u>Issuer</u>	<u>Purchase Date</u>	<u>Maturity Date</u>	<u>Coupon</u>	<u>Yield to Maturity</u>	<u>Current Par</u>	<u>Market Value</u>	<u>(Premium)/Discount</u>	<u>Accrued Interest</u>	<u>Original Cost</u>	<u>Days To Maturity</u>	<u>Duration</u>	<u>Convexity</u>
<b>FMPA AS AGENT FOR UTILITIES COMMISSION NEW SMYRNA BEACH</b>														
31422XRZ7	125733	FAMCA	12/27/2021	12/27/2024	0.940	0.930	2,500,000.00	2,484,636.11	(725.00)	6,136.11	1.0003	87	0.24	0.0017
718172BM0	125727	CORP: PHILLIP MORRIS	12/22/2021	11/10/2024	3.250	1.080	4,306,000.00	4,352,633.45	(264,517.58)	54,811.79	1.0614	40	0.11	0.0007
912828YY0	125787	US Treasury	01/27/2022	12/31/2024	1.750	1.232	4,880,000.00	4,867,769.36	(72,472.49)	21,700.00	1.0149	91	0.25	0.0018
N/A	125737	UCNSB SBA	12/20/2021	10/01/2024	5.120	5.120	11,015,166.09	11,015,166.09	0.00	50,458.63	1.0000	0	0.00	0.0000
VP4560000	125725	Principal	12/20/2021	10/01/2024	4.800	4.800	376,856.08	376,856.08	0.00	3,786.13	1.0000	0	0.00	0.0000
					<b>3.600</b>	<b>3.085</b>	<b>23,078,022.17</b>	<b>23,097,061.09</b>	<b>(337,715.07)</b>	<b>136,892.66</b>	<b>1.0146</b>	<b>36</b>	<b>0.10</b>	<b>0.0007</b>
		<b>UCNS Pool Summary</b>			<b>3.600</b>	<b>3.085</b>	<b>23,078,022.17</b>	<b>23,097,061.09</b>	<b>(337,715.07)</b>	<b>136,892.66</b>	<b>1.0146</b>	<b>36</b>	<b>0.10</b>	<b>0.0007</b>
		<b>Open Investments</b>			<b>3.698</b>	<b>4.355</b>	<b>598,069,113.22</b>	<b>601,517,202.28</b>	<b>(177,874.59)</b>	<b>3,547,666.05</b>	<b>0.9966</b>	<b>249</b>	<b>0.65</b>	<b>0.0181</b>