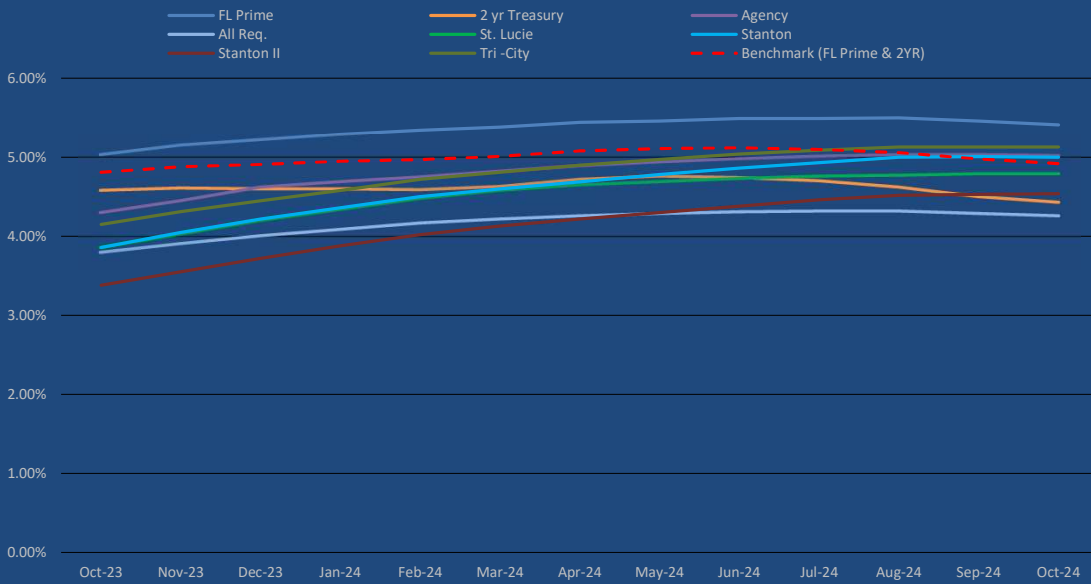
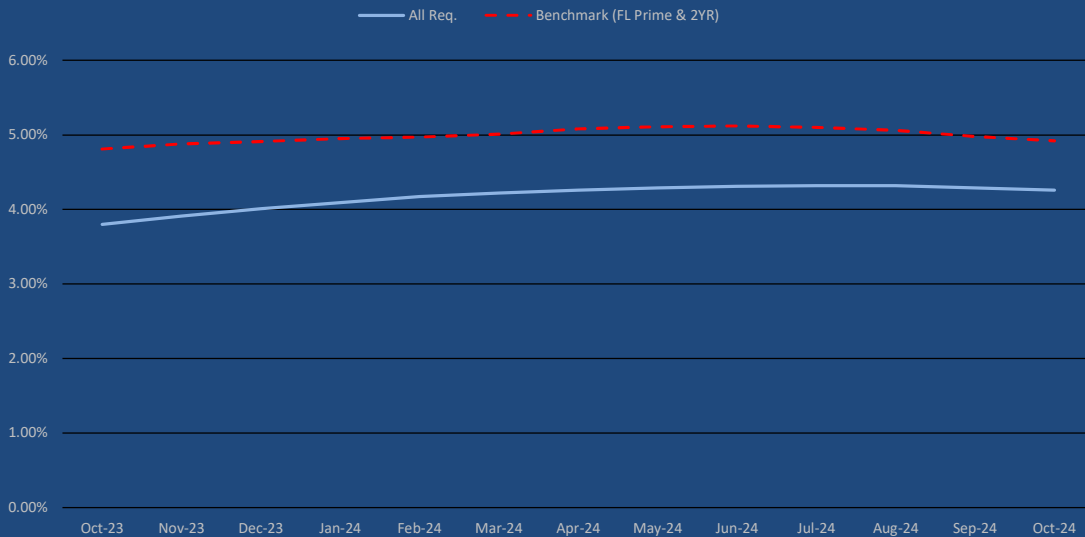


FMPA BOD Projects Rolling 12 Month Weighted Average Yield vs. Florida Prime and 2 YR Treasury (OCT 2023 - OCT 2024)



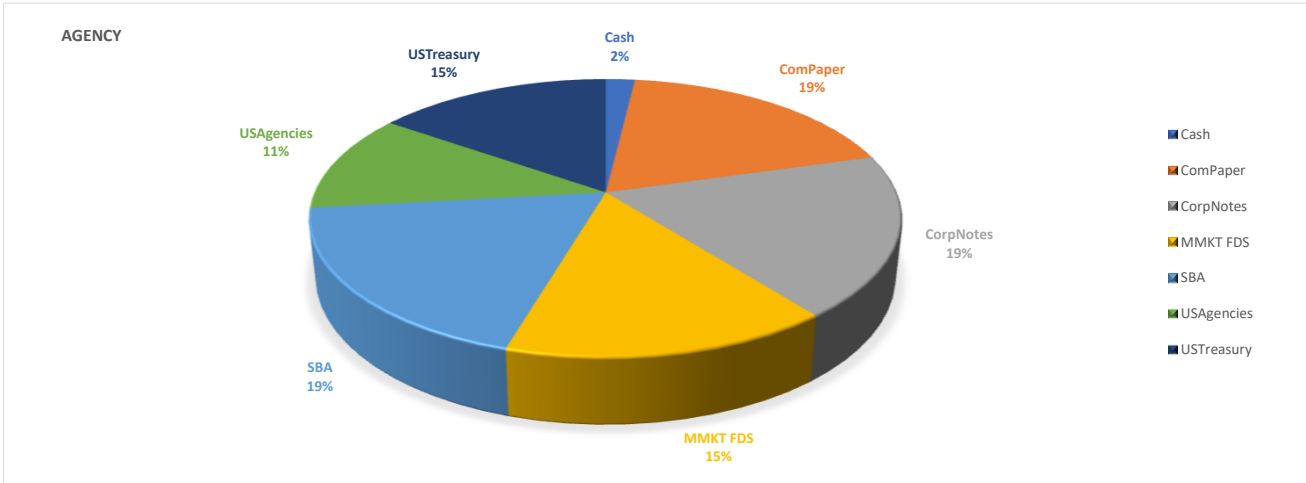
Rolling 12 month average	FL Prime	2 yr Treasury	Benchmark	Agency	All Req.	St. Lucie	Stanton	Stanton II	Tri -City
10/31/2023	5.03%	4.58%	4.81%	4.30%	3.80%	3.86%	3.86%	3.38%	4.15%
11/30/2023	5.15%	4.61%	4.88%	4.45%	3.91%	4.03%	4.05%	3.55%	4.31%
12/31/2023	5.22%	4.60%	4.91%	4.62%	4.01%	4.20%	4.22%	3.72%	4.45%
1/31/2024	5.29%	4.60%	4.95%	4.69%	4.09%	4.34%	4.36%	3.88%	4.58%
2/29/2024	5.34%	4.59%	4.97%	4.75%	4.17%	4.48%	4.50%	4.02%	4.72%
3/31/2024	5.38%	4.63%	5.01%	4.82%	4.22%	4.58%	4.60%	4.13%	4.81%
4/30/2024	5.44%	4.72%	5.08%	4.89%	4.26%	4.65%	4.69%	4.22%	4.90%
5/31/2024	5.46%	4.76%	5.11%	4.94%	4.29%	4.69%	4.78%	4.30%	4.97%
6/30/2024	5.49%	4.74%	5.12%	4.98%	4.31%	4.73%	4.86%	4.38%	5.04%
7/31/2024	5.49%	4.70%	5.10%	5.01%	4.32%	4.76%	4.93%	4.46%	5.09%
8/31/2024	5.50%	4.62%	5.06%	5.03%	4.32%	4.77%	5.00%	4.52%	5.13%
9/30/2024	5.46%	4.50%	4.98%	5.03%	4.29%	4.79%	5.01%	4.53%	5.13%
10/31/2024	5.41%	4.43%	4.92%	5.02%	4.26%	4.79%	5.00%	4.54%	5.13%

FMPA All-Requirements Rolling 12 Month Weighted Average Yield vs. Florida Prime and 2 Year Treasury (OCT 2023 - OCT 2024)

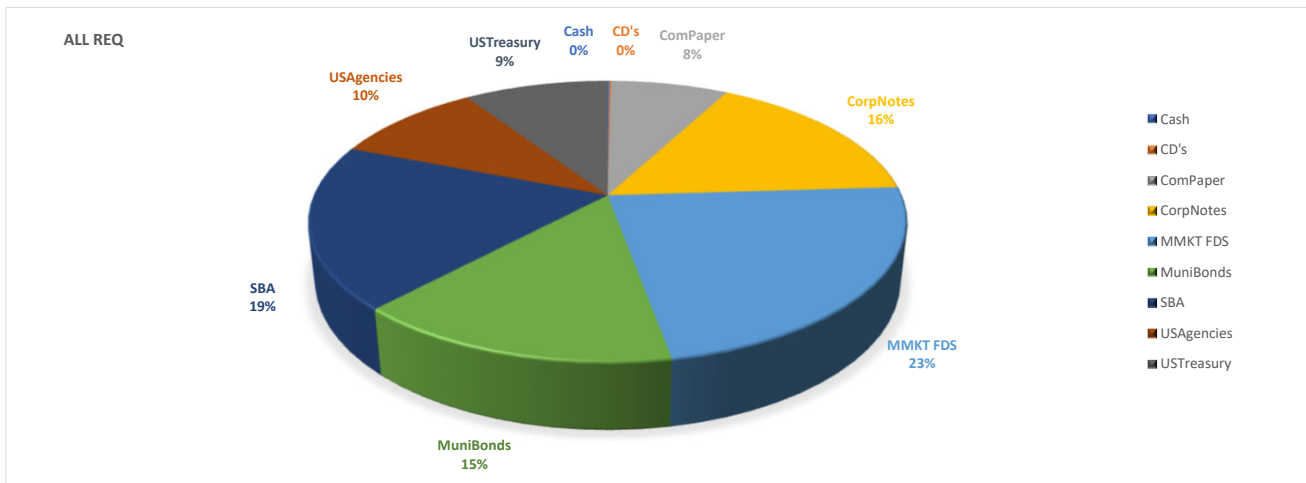


**FMPA\_MonthlyDiversification\_Oct 2024**

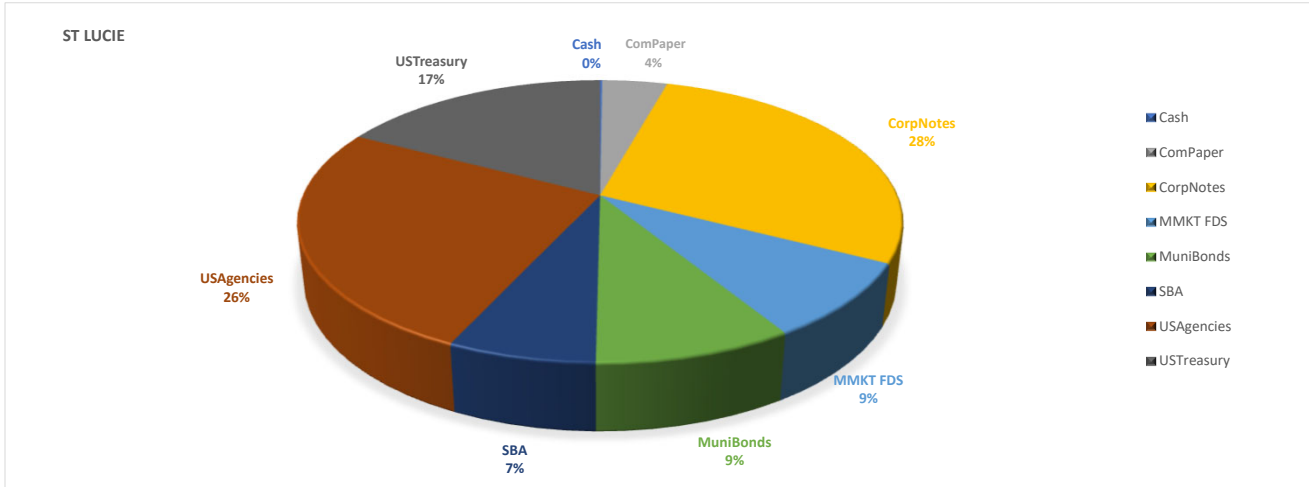
AGENCY		ComPaper	CorpNotes	MMKT FDS	SBA	USAgencies	USTreasury	Grand Total
AGN	250,000.00	-	-	-	-	-	-	250,000.00
AGN-DS23	-	-	-	24,406.82	-	-	-	24,406.82
AGN-O&M	-	2,464,711.70	2,489,798.72	1,977,236.96	2,462,271.31	1,517,404.86	2,020,566.39	12,931,989.94
AGN-REV23	-	-	-	3.84	-	-	-	3.84
<b>Grand Total</b>	<b>250,000.00</b>	<b>2,464,711.70</b>	<b>2,489,798.72</b>	<b>2,001,647.62</b>	<b>2,462,271.31</b>	<b>1,517,404.86</b>	<b>2,020,566.39</b>	<b>13,206,400.60</b>
% OF TOTAL	2%	19%	19%	15%	19%	11%	15%	100%



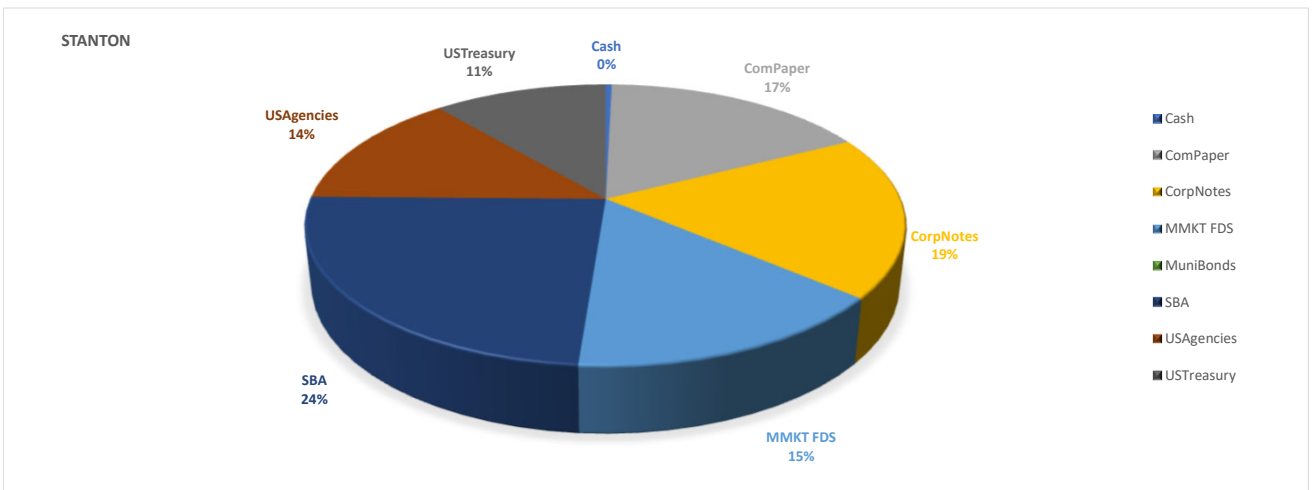
ALL REQ		CD's	ComPaper	CorpNotes	MMKT FDS	MuniBonds	SBA	USAgencies	USTreasury	Grand Total
ARP	250,000.00	-	-	-	-	-	-	-	-	250,000.00
ARP-2019A	-	-	-	-	5,389.08	-	-	-	1,039,944.07	1,045,333.15
ARP-21A DS	-	-	-	-	98,165.52	-	-	-	-	98,165.52
ARP-21B DS	-	-	-	-	125,557.83	-	-	-	-	125,557.83
ARP-21BSUB	-	-	-	16,090,159.90	1,571,517.37	20,724,158.45	27,378,625.50	5,844,538.33	-	71,608,999.55
ARP-CON13A	-	-	198,862.87	-	702,251.90	-	-	204,297.42	-	1,105,412.19
ARP-CONT	-	-	-	499,141.36	463,465.84	-	-	-	506,709.04	1,469,316.24
ARP-DS15B	-	-	-	-	6,005.15	-	-	-	969,239.65	975,244.80
ARP-DS16A	-	-	-	-	9,448.86	-	-	-	1,229,471.17	1,238,920.03
ARP-DS17A	-	-	-	-	3,368.77	-	-	-	2,199,692.83	2,203,061.60
ARP-DS17B	-	-	-	-	2,746.17	-	-	-	1,834,386.70	1,837,132.87
ARP-DS18A	-	-	-	-	184,963.34	-	-	-	-	184,963.34
ARP-GEN	-	232,043.33	2,484,262.85	503,980.17	2,111,908.97	974,217.38	-	3,044,783.47	305,686.95	9,656,883.12
ARP-O&M	-	-	8,386,777.24	8,164,529.82	36,130,489.82	992,380.50	12,592,593.17	2,042,974.17	1,502,933.60	69,812,678.32
ARP-R&R	-	-	4,936,528.02	7,514,554.39	6,834,403.27	8,754,471.39	-	9,395,815.01	8,045,616.09	45,481,388.17
ARP-SOLAR	-	-	-	1,497,424.07	569,929.68	-	-	-	-	2,067,353.75
ARP-SUBDBT	-	-	-	-	2.74	-	-	-	-	2.74
<b>Grand Total</b>	<b>250,000.00</b>	<b>232,043.33</b>	<b>16,006,430.98</b>	<b>34,269,789.71</b>	<b>48,819,614.31</b>	<b>31,445,227.72</b>	<b>39,971,218.67</b>	<b>20,532,408.40</b>	<b>17,633,680.10</b>	<b>209,160,413.22</b>
% OF TOTAL	0%	0%	8%	16%	23%	15%	19%	10%	9%	100%



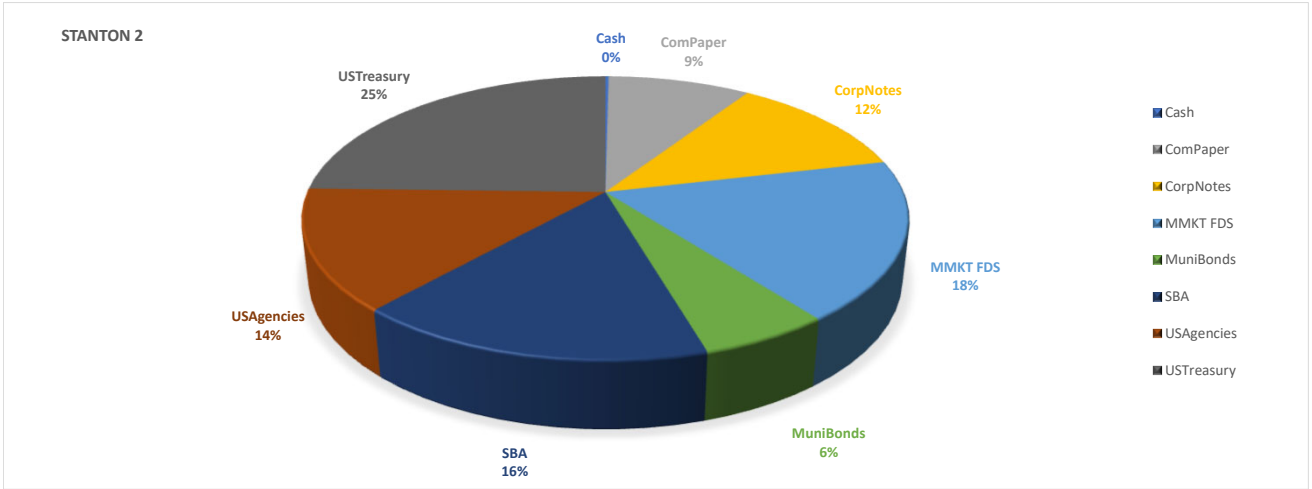
ST LUCIE										
	Cash	CD's	ComPaper	CorpNotes	MMKT FDS	MuniBonds	SBA	USAgencies	USTreasury	Grand Total
SL	100,000.00	-	-	-	-	-	-	-	-	100,000.00
STL NFS	-	-	-	997,870.18	1,599,245.95	2,015,539.67	-	1,274,799.83	2,274,236.93	8,161,692.56
STL-CONT	-	-	-	994,186.53	544,547.42	475,363.75	-	-	503,799.89	2,517,897.59
STL-DS13A	-	-	-	-	135,231.55	-	-	-	-	135,231.55
STL-DS21A	-	-	-	-	172,529.28	-	-	-	-	172,529.28
STL-DS21B	-	-	-	-	148,192.92	-	-	-	-	148,192.92
STL-GEN	-	-	996,327.42	16,962,773.74	795,774.56	3,480,677.14	-	13,209,699.78	7,604,831.06	43,050,083.70
STL-O&M	-	-	1,731,081.08	2,478,754.93	440,444.13	-	5,196,483.43	1,023,106.81	964,603.91	11,834,474.29
STL-R&R	-	-	498,163.71	498,231.24	2,841,163.65	991,919.61	-	4,514,507.96	2,036,818.56	11,380,804.73
<b>Totals</b>	<b>100,000.00</b>	-	<b>3,225,572.21</b>	<b>21,931,816.62</b>	<b>6,677,129.46</b>	<b>6,963,500.17</b>	<b>5,196,483.43</b>	<b>20,022,114.38</b>	<b>13,384,290.35</b>	<b>77,500,906.62</b>
% OF TOTAL	0%	0%	4%	28%	9%	9%	7%	26%	17%	100%



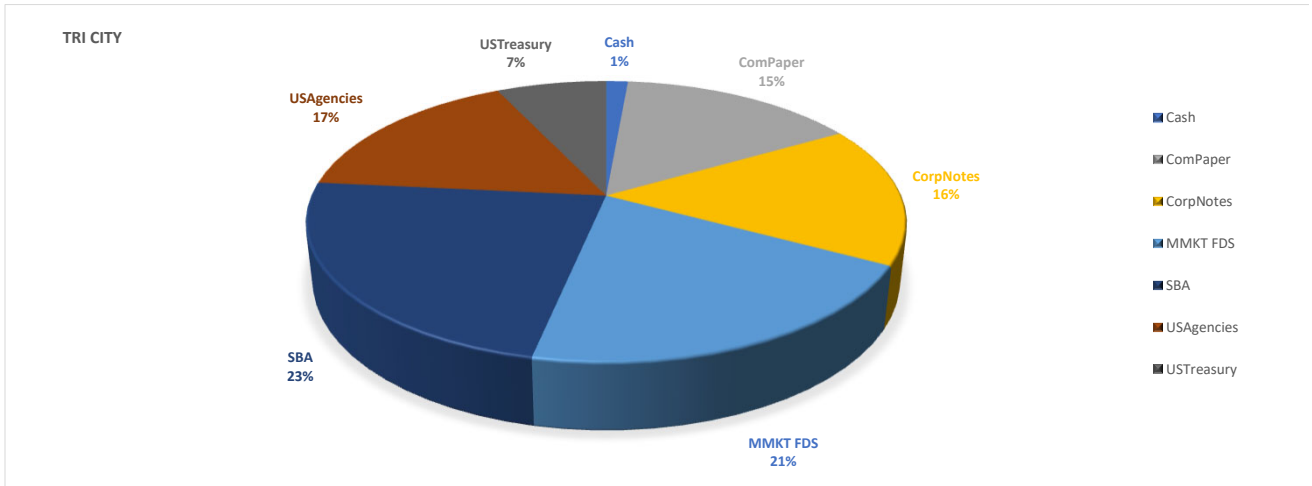
STANTON										
Row Labels	Cash	CD's	ComPaper	CorpNotes	MMKT FDS	MuniBonds	SBA	USAgencies	USTreasury	Grand Total
STN	100,000.00	-	-	-	-	-	-	-	-	100,000.00
STN-CONT	-	-	-	898,454.45	284,277.71	-	-	-	-	1,182,732.16
STN-GEN	-	-	3,468,675.75	2,468,299.98	214,415.31	-	-	3,025,363.33	2,021,427.76	11,198,182.13
STN-O&M	-	-	-	-	960,956.99	-	6,270,874.79	510,743.54	-	7,742,575.32
STN-R&R	-	-	986,715.35	1,519,515.09	2,451,347.48	-	-	-	891,586.94	5,849,164.86
<b>Grand Total</b>	<b>100,000.00</b>	-	<b>4,455,391.10</b>	<b>4,886,269.52</b>	<b>3,910,997.49</b>	-	<b>6,270,874.79</b>	<b>3,536,106.87</b>	<b>2,913,014.70</b>	<b>26,072,654.47</b>
% OF TOTAL	0%	0%	17%	19%	15%	0%	24%	14%	11%	100%



STANTON 2										
Row Labels	Cash	CD's	ComPaper	CorpNotes	MMKT FDS	MuniBonds	SBA	USAgencies	USTreasury	Grand Total
STN2	100,000.00	-	-	-	-	-	-	-	-	100,000.00
STN2-CONT	-	-	-	650,575.09	526,038.69	-	-	-	-	1,176,613.78
STN2-DS17A	-	-	-	-	75,305.63	-	-	-	-	75,305.63
STN2-DS17B	-	-	-	-	10,166.37	-	-	-	479,218.80	489,385.17
STN2-DS20	-	-	-	-	1,037.78	-	-	-	-	1,037.78
STN2-DS22A	-	-	-	-	8,152.56	-	-	-	534,211.12	542,363.68
STN2-GEN	-	-	2,473,216.24	3,869,564.83	4,161,712.38	2,899,020.63	-	5,753,078.23	10,032,168.50	29,188,760.81
STN2-O&M	-	-	-	-	444,169.53	-	7,952,246.25	-	-	8,396,415.78
STN2-PR20	-	-	-	-	0.05	-	-	-	-	0.05
STN2-R&R	-	-	1,975,122.91	1,401,677.22	3,223,278.82	-	-	995,555.19	1,018,956.50	8,614,590.64
STN2-REV20	-	-	-	-	11.68	-	-	-	-	11.68
<b>Grand Total</b>	<b>100,000.00</b>	-	<b>4,448,339.15</b>	<b>5,921,817.14</b>	<b>8,449,873.49</b>	<b>2,899,020.63</b>	<b>7,952,246.25</b>	<b>6,748,633.42</b>	<b>12,064,554.92</b>	<b>48,584,485.00</b>
% OF TOTAL	0%	0%	9%	12%	18%	6%	16%	14%	25%	100%



TRI CITY										
Row Labels	Cash	CD's	ComPaper	CorpNotes	MMKT FDS	MuniBonds	SBA	USAgencies	USTreasury	Grand Total
TC	100,000.00	-	-	-	-	-	-	-	-	100,000.00
TRI-CONT	-	-	-	151,527.83	191,233.93	-	-	-	-	342,761.76
TRI-GEN	-	-	792,667.04	249,570.68	99,585.67	-	-	406,941.56	-	1,548,764.95
TRI-O&M	-	-	-	-	699,260.05	-	1,586,794.49	252,806.94	-	2,538,861.48
TRI-R&R	-	-	296,348.77	754,107.15	469,780.98	-	-	507,448.47	505,659.51	2,533,344.88
<b>Grand Total</b>	<b>100,000.00</b>	-	<b>1,089,015.81</b>	<b>1,155,205.66</b>	<b>1,459,860.63</b>	-	<b>1,586,794.49</b>	<b>1,167,196.97</b>	<b>505,659.51</b>	<b>7,063,733.07</b>
% OF TOTAL	1%	0%	15%	16%	21%	0%	23%	17%	7%	100%



# Investment Report

November 1, 2024

<u>CUSIP</u>	<u>ContNo</u>	<u>Issuer</u>	<u>Purchase Date</u>	<u>Maturity Date</u>	<u>Coupon</u>	<u>Yield to Maturity</u>	<u>Current Par</u>	<u>Market Value</u>	<u>(Premium)/Discount</u>	<u>Accrued Interest</u>	<u>Original Cost</u>	<u>Days To Maturity</u>	<u>Duration</u>	<u>Convexity</u>
<b>Agency O&amp;M</b>														
06741FML8	126877	CP: Barclays	05/28/2024	12/20/2024	0.000	5.643	500,000.00	497,858.97	15,392.78	0.00	0.9692	49	0.13	0.0008
3130ARMR9	126749	FHLB - Callable	01/19/2024	04/28/2025	2.940	4.714	500,000.00	495,860.00	10,875.00	122.50	0.9783	178	0.49	0.0047
3133ERMK4	126962	FFCB	07/30/2024	01/26/2026	4.625	4.612	1,000,000.00	1,021,544.86	(180.00)	12,204.86	1.0002	451	1.20	0.0217
57629WCG3	126434	CORP: MASSMUTUAL	05/17/2023	01/11/2025	2.950	4.696	1,000,000.00	1,005,427.44	27,450.00	9,013.89	0.9726	71	0.20	0.0014
59217GEJ4	126821	CORP: METLIFE	04/05/2024	07/02/2025	0.950	5.210	1,000,000.00	980,391.11	50,600.00	3,140.28	0.9494	243	0.66	0.0079
6174468C6	126931	CORP: MORGAN STANLEY	07/10/2024	07/23/2025	4.000	5.305	500,000.00	503,980.17	6,505.00	5,444.44	0.9870	264	0.71	0.0092
62455FSE7	126987	CP: Mountcliff Fund	09/17/2024	05/14/2025	0.000	4.531	1,000,000.00	983,213.58	28,812.78	0.00	0.9712	194	0.53	0.0053
83369BS98	126981	CP: Societe Generale	09/09/2024	05/09/2025	0.000	4.662	1,000,000.00	983,639.15	29,981.11	0.00	0.9700	189	0.52	0.0051
91282XB1	126700	US Treasury	12/15/2023	05/15/2025	2.125	4.563	500,000.00	498,580.79	16,562.49	4,908.29	0.9669	195	0.53	0.0058
91282CGA3	126706	US Treasury	12/22/2023	12/15/2025	4.000	4.307	500,000.00	508,688.31	2,897.00	7,555.56	0.9942	409	1.09	0.0185
91282CGN5	126708	US Treasury	12/22/2023	02/28/2025	4.625	4.651	500,000.00	504,602.33	234.37	4,084.58	0.9995	119	0.33	0.0026
91282CHV6	126663	US Treasury	11/13/2023	08/31/2025	5.000	5.101	500,000.00	508,694.96	885.46	4,236.11	0.9982	303	0.82	0.0114
N/A	125278	AGENCY SBA	11/05/2020	11/01/2024	5.010	5.010	2,462,271.31	2,462,271.31	0.00	342.67	1.0000	0	0.01	0.0000
VP4560000	124711	Principal	11/26/2019	11/01/2024	4.720	4.720	1,977,236.96	1,977,236.96	0.00	3,233.44	1.0000	0	0.01	0.0000
					<b>3.210</b>	<b>4.832</b>	<b>12,939,508.27</b>	<b>12,931,989.94</b>	<b>190,015.99</b>	<b>54,286.62</b>	<b>0.9853</b>	<b>147</b>	<b>0.40</b>	<b>0.0053</b>
<b>AGENCY PLOAN DEBT SVC 2023</b>														
N/A	126765	Goldman Sachs M-Mkt	01/25/2024	11/01/2024	4.490	4.490	24,406.82	24,406.82	0.00	25.99	1.0000	0	0.01	0.0000
					<b>4.490</b>	<b>4.490</b>	<b>24,406.82</b>	<b>24,406.82</b>	<b>0.00</b>	<b>25.99</b>	<b>1.0000</b>	<b>0</b>	<b>0.01</b>	<b>0.0000</b>
<b>AGENCY PLOAN REV EXP 2023</b>														
N/A	126846	Goldman Sachs M-Mkt	03/25/2024	11/01/2024	4.490	4.490	3.84	3.84	0.00	0.23	1.0000	0	0.01	0.0000
					<b>4.490</b>	<b>4.490</b>	<b>3.84</b>	<b>3.84</b>	<b>0.00</b>	<b>0.23</b>	<b>1.0000</b>	<b>0</b>	<b>0.01</b>	<b>0.0000</b>
		<b>AGN Pool Summary</b>			<b>3.213</b>	<b>4.831</b>	<b>12,963,918.93</b>	<b>12,956,400.60</b>	<b>190,015.99</b>	<b>54,312.84</b>	<b>0.9853</b>	<b>147</b>	<b>0.40</b>	<b>0.0053</b>
<b>ALL REQUIREMENTS 2013A CONSTRUCTION</b>														
06741FQC4	126905	CP: Barclays	06/20/2024	03/12/2025	0.000	5.453	200,000.00	198,862.87	7,685.00	0.00	0.9616	131	0.36	0.0030
3133EPJ71	126686	FFCB	12/05/2023	12/04/2024	5.125	5.100	200,000.00	204,297.42	(47.60)	4,185.42	1.0002	33	0.09	0.0005
N/A	116079	Goldman Sachs M-Mkt	09/17/2013	11/01/2024	4.490	4.490	702,251.90	702,251.90	0.00	2,820.61	1.0000	0	0.01	0.0000
					<b>3.791</b>	<b>4.775</b>	<b>1,102,251.90</b>	<b>1,105,412.19</b>	<b>7,637.40</b>	<b>7,006.03</b>	<b>0.9931</b>	<b>30</b>	<b>0.09</b>	<b>0.0007</b>

# Investment Report

November 1, 2024

<u>CUSIP</u>	<u>ContNo</u>	<u>Issuer</u>	<u>Purchase Date</u>	<u>Maturity Date</u>	<u>Coupon</u>	<u>Yield to Maturity</u>	<u>Current Par</u>	<u>Market Value</u>	<u>(Premium)/ Discount</u>	<u>Accrued Interest</u>	<u>Original Cost</u>	<u>Days To Maturity</u>	<u>Duration</u>	<u>Convexity</u>
<b>ALL REQUIREMENTS 2021B SUBORDINATE BOND PROCEED</b>														
127145LF5	125506	MUNI: CACHE CNTY UT	05/27/2021	06/15/2025	3.000	0.660	1,975,000.00	1,980,368.71	(184,386.00)	22,383.33	1.0934	226	0.61	0.0073
160357XD6	125503	MUNI: CTY CHARLESTON	05/26/2021	03/01/2025	1.250	0.520	1,255,000.00	1,240,929.98	(34,098.35)	2,614.58	1.0272	120	0.33	0.0027
235308D75	125460	MUNI: DALLAS TX SCH	04/27/2021	08/15/2025	4.000	0.700	6,110,000.00	6,164,894.96	(852,528.30)	51,595.56	1.1395	287	0.78	0.0104
3133EMWH1	125451	FFCB	04/27/2021	04/21/2025	0.710	0.710	3,000,000.00	2,938,925.83	0.00	650.83	1.0000	171	0.47	0.0044
3135G05X7	125450	FNMA	04/27/2021	08/25/2025	0.375	0.692	3,000,000.00	2,905,612.50	40,470.00	2,062.50	0.9865	297	0.81	0.0106
35569PFG3	125498	MUNI: FREDERICK CNTY	05/17/2021	08/01/2025	3.000	0.637	1,630,000.00	1,626,530.55	(159,560.70)	12,225.00	1.0979	273	0.74	0.0096
37331NAJ0	125441	CORP:GEORGIA-PACIFIC	04/27/2021	09/30/2025	1.750	1.130	4,000,000.00	3,914,303.86	(106,793.76)	6,027.78	1.0267	333	0.91	0.0130
68609TT81	125499	MUNI: Oregon State	05/18/2021	08/01/2025	0.803	0.666	1,300,000.00	1,267,273.80	(7,371.00)	2,609.75	1.0057	273	0.75	0.0094
74256LEE5	125440	CORP: PRINCIPAL LIFE	04/27/2021	06/23/2025	1.250	1.070	5,000,000.00	4,921,673.60	(36,450.00)	22,222.22	1.0073	234	0.64	0.0075
74368CAX2	125443	CORP: PROTECTIVELIFE	04/27/2021	07/15/2025	1.170	1.168	2,375,000.00	2,330,164.82	(155.61)	8,181.88	1.0001	256	0.70	0.0086
78015K7H1	125439	CORP: ROYAL BK CA	04/27/2021	06/10/2025	1.150	1.005	5,000,000.00	4,924,017.62	(29,149.99)	22,520.83	1.0058	221	0.60	0.0069
880591EW8	125720	MUNI: TVA	12/08/2021	05/15/2025	0.750	1.082	5,000,000.00	4,909,641.67	55,850.00	17,291.67	0.9888	195	0.53	0.0057
91417K2W0	125496	MUNI: UNIV COLORADO	05/17/2021	06/01/2025	2.347	0.650	3,690,000.00	3,534,518.78	(249,185.70)	36,085.13	1.0675	212	0.58	0.0064
N/A	125431	Goldman Sachs M-Mkt	04/15/2021	11/01/2024	4.490	4.490	1,571,517.37	1,571,517.37	0.00	4,887.35	1.0000	0	0.01	0.0000
N/A	125476	ARP 21B SUB SBA	04/30/2021	11/01/2024	5.010	5.010	27,378,625.50	27,378,625.50	0.00	3,810.19	1.0000	0	0.01	0.0000
					<b>3.037</b>	<b>2.518</b>	<b>72,285,142.87</b>	<b>71,608,999.55</b>	<b>(1,563,359.41)</b>	<b>215,168.60</b>	<b>1.0216</b>	<b>146</b>	<b>0.40</b>	<b>0.0049</b>
<b>ALL REQUIREMENTS CONTINGENCY</b>														
07330MAB3	127035	CORP: Truist	10/31/2024	09/16/2025	3.625	4.667	500,000.00	499,141.36	4,450.00	2,265.63	0.9911	319	0.86	0.0122
91282CKB6	127028	US Treasury	10/31/2024	02/28/2026	4.625	4.231	500,000.00	506,709.04	(2,542.58)	3,918.40	1.0051	484	1.30	0.0244
VP4560000	124582	Principal	11/04/2019	11/01/2024	4.720	4.720	463,465.84	463,465.84	0.00	6,071.75	1.0000	0	0.01	0.0000
					<b>4.313</b>	<b>4.535</b>	<b>1,463,465.84</b>	<b>1,469,316.24</b>	<b>1,907.42</b>	<b>12,255.78</b>	<b>0.9987</b>	<b>274</b>	<b>0.74</b>	<b>0.0125</b>
<b>ALL REQUIREMENTS DEBT SERVICE 2015B</b>														
912797MU8	127014	US Treasury	10/29/2024	03/27/2025	0.000	4.512	987,000.00	969,239.65	17,851.82	0.00	0.9819	146	0.40	0.0034
N/A	118434	Goldman Sachs M-Mkt	01/28/2016	11/01/2024	4.490	4.490	6,005.15	6,005.15	0.00	1,827.89	1.0000	0	0.01	0.0000
					<b>0.027</b>	<b>4.512</b>	<b>993,005.15</b>	<b>975,244.80</b>	<b>17,851.82</b>	<b>1,827.89</b>	<b>0.9820</b>	<b>145</b>	<b>0.40</b>	<b>0.0034</b>
<b>ALL REQUIREMENTS DEBT SERVICE 2016A</b>														
912797MU8	127017	US Treasury	10/29/2024	03/27/2025	0.000	4.512	1,252,000.00	1,229,471.17	22,644.86	0.00	0.9819	146	0.40	0.0034
N/A	118861	Goldman Sachs M-Mkt	05/12/2016	11/01/2024	4.490	4.490	9,448.86	9,448.86	0.00	5,825.03	1.0000	0	0.01	0.0000
					<b>0.034</b>	<b>4.512</b>	<b>1,261,448.86</b>	<b>1,238,920.03</b>	<b>22,644.86</b>	<b>5,825.03</b>	<b>0.9820</b>	<b>145</b>	<b>0.40</b>	<b>0.0034</b>

# Investment Report

November 1, 2024

<u>CUSIP</u>	<u>ContNo</u>	<u>Issuer</u>	<u>Purchase Date</u>	<u>Maturity Date</u>	<u>Coupon</u>	<u>Yield to Maturity</u>	<u>Current Par</u>	<u>Market Value</u>	<u>(Premium)/Discount</u>	<u>Accrued Interest</u>	<u>Original Cost</u>	<u>Days To Maturity</u>	<u>Duration</u>	<u>Convexity</u>
<b>ALL REQUIREMENTS DEBT SERVICE 2017A</b>														
912797MU8	127013	US Treasury	10/29/2024	03/27/2025	0.000	4.512	2,240,000.00	2,199,692.83	40,514.77	0.00	0.9819	146	0.40	0.0034
N/A	120615	Goldman Sachs M-Mkt	06/30/2017	11/01/2024	4.490	4.490	3,368.77	3,368.77	0.00	1,364.89	1.0000	0	0.01	0.0000
					<b>0.007</b>	<b>4.512</b>	<b>2,243,368.77</b>	<b>2,203,061.60</b>	<b>40,514.77</b>	<b>1,364.89</b>	<b>0.9819</b>	<b>146</b>	<b>0.40</b>	<b>0.0034</b>
<b>ALL REQUIREMENTS DEBT SERVICE 2017B</b>														
912797MU8	127015	US Treasury	10/29/2024	03/27/2025	0.000	4.512	1,868,000.00	1,834,386.70	33,786.42	0.00	0.9819	146	0.40	0.0034
N/A	120616	Goldman Sachs M-Mkt	06/30/2017	11/01/2024	4.490	4.490	2,746.17	2,746.17	0.00	2,265.74	1.0000	0	0.01	0.0000
					<b>0.007</b>	<b>4.512</b>	<b>1,870,746.17</b>	<b>1,837,132.87</b>	<b>33,786.42</b>	<b>2,265.74</b>	<b>0.9819</b>	<b>146</b>	<b>0.40</b>	<b>0.0034</b>
<b>ALL REQUIREMENTS DEBT SERVICE 2018A</b>														
N/A	122318	Goldman Sachs M-Mkt	07/26/2018	11/01/2024	4.490	4.490	184,963.34	184,963.34	0.00	322.26	1.0000	0	0.01	0.0000
					<b>4.490</b>	<b>4.490</b>	<b>184,963.34</b>	<b>184,963.34</b>	<b>0.00</b>	<b>322.26</b>	<b>1.0000</b>	<b>0</b>	<b>0.01</b>	<b>0.0000</b>
<b>ALL REQUIREMENTS DEBT SERVICE 2019A</b>														
912797MU8	127016	US Treasury	10/29/2024	03/27/2025	0.000	4.512	1,059,000.00	1,039,944.07	19,154.08	0.00	0.9819	146	0.40	0.0034
N/A	124837	Goldman Sachs M-Mkt	11/25/2019	11/01/2024	4.490	4.490	5,389.08	5,389.08	0.00	809.49	1.0000	0	0.01	0.0000
					<b>0.023</b>	<b>4.512</b>	<b>1,064,389.08</b>	<b>1,045,333.15</b>	<b>19,154.08</b>	<b>809.49</b>	<b>0.9820</b>	<b>145</b>	<b>0.40</b>	<b>0.0034</b>
<b>ALL REQUIREMENTS DEBT SERVICE 2021A</b>														
N/A	125470	Goldman Sachs M-Mkt	04/30/2021	11/01/2024	4.490	4.490	98,165.52	98,165.52	0.00	175.51	1.0000	0	0.01	0.0000
					<b>4.490</b>	<b>4.490</b>	<b>98,165.52</b>	<b>98,165.52</b>	<b>0.00</b>	<b>175.51</b>	<b>1.0000</b>	<b>0</b>	<b>0.01</b>	<b>0.0000</b>
<b>ALL REQUIREMENTS DEBT SERVICE 2021B</b>														
N/A	125477	Goldman Sachs M-Mkt	05/04/2021	11/01/2024	4.490	4.490	125,557.83	125,557.83	0.00	1,750.65	1.0000	0	0.01	0.0000
					<b>4.490</b>	<b>4.490</b>	<b>125,557.83</b>	<b>125,557.83</b>	<b>0.00</b>	<b>1,750.65</b>	<b>1.0000</b>	<b>0</b>	<b>0.01</b>	<b>0.0000</b>
<b>ALL REQUIREMENTS GENERAL RESERVE</b>														
06741FMG9	126836	CP: Barclays	04/24/2024	12/16/2024	0.000	5.550	500,000.00	498,033.06	17,273.92	0.00	0.0555	45	0.12	0.0007
06741FML8	126878	CP: Barclays	05/28/2024	12/20/2024	0.000	5.643	500,000.00	497,858.97	15,392.78	0.00	0.9692	49	0.13	0.0008
06741FQC4	126906	CP: Barclays	06/20/2024	03/12/2025	0.000	5.453	500,000.00	497,157.18	19,212.50	0.00	0.9616	131	0.36	0.0030
254673MP8	126585	CD: Discover Bank	08/23/2023	02/22/2028	3.000	3.000	245,000.00	232,043.33	0.00	1,429.73	1.0000	1,208	3.15	0.1203
3130AWS92	126736	FHLB	01/05/2024	09/12/2025	4.875	4.540	1,000,000.00	1,014,570.42	(5,317.00)	6,635.42	1.0053	315	0.85	0.0120
3130AYCN4	126732	FHLB	01/05/2024	01/03/2025	4.750	4.860	1,000,000.00	1,015,369.44	1,060.00	15,569.44	0.9989	63	0.17	0.0011
3130AYDV5	126738	FHLB - Callable	01/08/2024	01/08/2026	4.850	4.850	1,000,000.00	1,014,843.61	0.00	15,223.61	1.0000	433	1.15	0.0202
341271AE4	127001	MUNI: FLORIDA SBA	10/16/2024	07/01/2027	1.705	4.440	1,000,000.00	974,217.38	69,090.00	5,683.33	0.9309	972	2.60	0.0826
45685QPA1	126871	CP: ING Funding	05/08/2024	02/10/2025	0.000	5.575	1,000,000.00	991,213.64	40,628.12	0.00	0.9594	101	0.28	0.0021
6174468C6	126933	CORP: MORGAN STANLEY	07/10/2024	07/23/2025	4.000	5.305	500,000.00	503,980.17	6,505.00	5,444.44	0.9870	264	0.71	0.0092
91282CFX4	126843	US Treasury	04/24/2024	11/30/2024	4.500	5.096	300,000.00	305,686.95	1,114.21	5,680.33	0.0510	29	0.08	0.0005
VP4560000	124710	Principal	11/25/2019	11/01/2024	4.720	4.720	2,111,908.97	2,111,908.97	0.00	4,765.20	1.0000	0	0.01	0.0000
					<b>3.131</b>	<b>4.916</b>	<b>9,656,908.97</b>	<b>9,656,883.12</b>	<b>164,959.53</b>	<b>60,431.50</b>	<b>0.9064</b>	<b>252</b>	<b>0.68</b>	<b>0.0160</b>

# Investment Report

November 1, 2024

<u>CUSIP</u>	<u>ContNo</u>	<u>Issuer</u>	<u>Purchase Date</u>	<u>Maturity Date</u>	<u>Coupon</u>	<u>Yield to Maturity</u>	<u>Current Par</u>	<u>Market Value</u>	<u>(Premium)/Discount</u>	<u>Accrued Interest</u>	<u>Original Cost</u>	<u>Days To Maturity</u>	<u>Duration</u>	<u>Convexity</u>
<b>ALL REQUIREMENTS O&amp;M</b>														
24422EWS4	126820	CORP: JOHN DEERE	04/05/2024	03/03/2025	5.150	5.178	3,000,000.00	3,030,556.54	870.00	24,891.67	0.9997	122	0.33	0.0028
29449WAP2	126992	CORP: EQH	10/16/2024	12/02/2025	5.500	4.486	3,000,000.00	3,106,571.37	(32,910.00)	68,291.67	1.0110	396	1.04	0.0177
3133EPJ71	126692	FFCB	12/05/2023	12/04/2024	5.125	5.100	2,000,000.00	2,042,974.17	(476.00)	41,854.17	1.0002	33	0.09	0.0005
45685QPA1	126868	CP: ING Funding	05/08/2024	02/10/2025	0.000	5.575	2,000,000.00	1,982,427.29	81,256.24	0.00	0.9594	101	0.28	0.0021
62455FTG1	126995	CP: Mountcliff Fund	10/16/2024	06/16/2025	0.000	4.641	3,000,000.00	2,941,242.27	89,910.00	0.00	0.9700	227	0.62	0.0068
63307LRG8	126955	CP: NATL BANK OF CAN	07/30/2024	04/16/2025	0.000	5.161	1,000,000.00	985,601.48	35,461.11	0.00	0.9645	166	0.45	0.0042
63307LSU6	126900	CP: NATL BANK OF CAN	06/07/2024	05/28/2025	0.000	5.430	2,500,000.00	2,477,506.20	126,961.80	0.00	0.9492	208	0.57	0.0060
68608VDV3	125401	MUNI: Oregon State	03/26/2021	05/01/2025	3.069	0.900	1,000,000.00	992,380.50	(87,050.00)	15,345.00	1.0871	181	0.49	0.0053
808513AX3	126960	CORP: SCHWAB	07/30/2024	05/21/2025	3.850	5.191	2,000,000.00	2,027,401.91	21,080.00	34,222.22	0.9895	201	0.54	0.0063
91282CDS7	126813	US Treasury	04/04/2024	01/15/2025	1.125	5.125	1,000,000.00	993,587.20	30,234.37	3,332.20	0.9698	75	0.21	0.0014
91282CFX4	126496	US Treasury	06/15/2023	11/30/2024	4.500	5.058	500,000.00	509,346.40	3,902.09	9,437.50	0.9922	29	0.08	0.0005
N/A	125279	All Req. SBA	11/05/2020	11/01/2024	5.010	5.010	12,592,593.17	12,592,593.17	0.00	1,752.47	1.0000	0	0.01	0.0000
VP4560000	124611	Principal	11/21/2019	11/01/2024	4.720	4.720	36,130,489.82	36,130,489.82	0.00	105,719.45	1.0000	0	0.01	0.0000
					<b>4.159</b>	<b>4.813</b>	<b>69,723,082.99</b>	<b>69,812,678.32</b>	<b>269,239.61</b>	<b>304,846.35</b>	<b>0.9961</b>	<b>55</b>	<b>0.16</b>	<b>0.0018</b>



# Investment Report

November 1, 2024

CUSIP	ContNo	Issuer	Purchase Date	Maturity Date	Coupon	Yield to Maturity	Current Par	Market Value	(Premium)/Discount	Accrued Interest	Original Cost	Days To Maturity	Duration	Convexity
<b>ALL REQUIREMENTS RENEWAL &amp; REPLACEMENT</b>														
037833BY5	125408	CORP: APPLE INC	03/30/2021	02/23/2026	3.250	1.233	1,500,000.00	1,490,259.81	(143,370.00)	9,208.33	1.0956	479	1.29	0.0240
283770NU5	125405	MUNI: EL PASO SCHOOL	03/29/2021	08/15/2026	5.000	0.996	1,500,000.00	1,548,795.08	(313,680.00)	15,833.33	1.2091	652	1.72	0.0402
3130AWLY4	126772	FHLB	02/08/2024	06/13/2025	5.125	4.594	1,500,000.00	1,539,758.75	(10,200.00)	29,468.75	1.0068	224	0.60	0.0072
3130AYCN4	126734	FHLB	01/08/2024	01/03/2025	4.750	4.835	1,500,000.00	1,523,054.17	1,223.08	23,354.17	0.9992	63	0.17	0.0011
3133EPCW3	126329	FFCB	03/10/2023	03/10/2025	5.000	5.170	750,000.00	756,838.75	2,393.35	5,312.50	0.9968	129	0.35	0.0029
3133ERUK5	126989	FFCB - Callable	09/23/2024	09/23/2026	4.020	4.020	3,500,000.00	3,524,476.67	0.00	14,851.67	1.0000	691	1.83	0.0445
31424WJZ6	126902	FAMCA	06/10/2024	06/10/2026	5.240	5.240	2,000,000.00	2,051,686.67	0.00	41,046.67	1.0000	586	1.53	0.0331
63743HFE7	126514	CORP: Natl Rural Uti	07/12/2023	06/15/2025	3.450	5.400	1,000,000.00	1,006,754.07	35,232.60	13,033.33	0.9648	226	0.61	0.0074
63873JPT1	126983	CP: NATIXIS NY	09/09/2024	02/27/2025	0.000	4.856	3,000,000.00	2,969,249.73	66,547.50	0.00	0.9778	118	0.32	0.0026
64971XEK0	125399	MUNI: NYC Trans Fin	03/25/2021	08/01/2026	3.430	1.110	1,500,000.00	1,495,612.50	(180,225.00)	12,862.50	1.1202	638	1.70	0.0390
64971XEK0	125403	MUNI: NYC Trans Fin	03/29/2021	08/01/2026	3.430	1.106	1,500,000.00	1,495,612.50	(180,225.00)	12,862.50	1.1202	638	1.70	0.0390
64971XJB5	126774	MUNI: NYC	02/09/2024	11/01/2025	2.740	4.530	1,450,000.00	1,426,800.00	42,717.00	19,865.00	0.9705	365	0.98	0.0156
6944PL2B4	126739	CORP: PACIFIC LIFE	01/09/2024	06/24/2025	1.200	4.940	1,500,000.00	1,475,844.49	77,925.00	6,500.00	0.9481	235	0.64	0.0076
74153WCQ0	126875	CORP: PRICOA GL FD	05/09/2024	12/06/2024	1.150	5.503	2,000,000.00	2,002,618.56	48,643.50	9,263.89	0.9757	35	0.10	0.0006
74153WCR8	126804	CORP: PRICOA GL FD	03/22/2024	08/28/2025	4.200	5.162	1,530,000.00	1,539,077.46	20,393.78	11,245.50	0.9867	300	0.81	0.0111
83369BS98	126984	CP: Societe Generale	09/09/2024	05/09/2025	0.000	4.662	2,000,000.00	1,967,278.29	59,962.22	0.00	0.9700	189	0.52	0.0051
882724RB5	125406	MUNI: STATE OF TEXAS	03/29/2021	10/01/2026	5.000	0.964	2,000,000.00	2,056,709.33	(431,860.00)	8,333.33	1.2159	699	1.84	0.0451
902273WX5	121455	MUNI: TYLER	12/08/2017	02/15/2026	5.000	1.870	700,000.00	730,941.98	(165,564.00)	7,418.48	1.2365	471	1.26	0.0236
912797LX3	126993	US Treasury	10/16/2024	01/09/2025	0.000	4.624	4,000,000.00	3,965,178.44	42,500.00	0.00	0.9894	69	0.19	0.0012
91282CFX4	126788	US Treasury	02/21/2024	11/30/2024	4.500	5.096	2,000,000.00	2,037,913.00	9,062.00	37,868.85	0.9955	29	0.08	0.0005
91282CJT9	126751	US Treasury	01/19/2024	01/15/2027	4.000	4.135	2,000,000.00	2,042,524.65	7,500.00	23,695.65	0.9963	805	2.11	0.0576
VP4560000	124585	Principal	11/04/2019	11/01/2024	4.720	4.720	6,834,403.27	6,834,403.27	0.00	31,297.86	1.0000	0	0.01	0.0000
					<b>3.236</b>	<b>4.062</b>	<b>45,264,403.27</b>	<b>45,481,388.17</b>	<b>(1,011,023.97)</b>	<b>333,322.31</b>	<b>1.0223</b>	<b>304</b>	<b>0.81</b>	<b>0.0167</b>
<b>ALL REQUIREMENTS SOLAR O&amp;M</b>														
07330MAB3	127034	CORP: Truist	10/31/2024	09/16/2025	3.625	4.667	1,500,000.00	1,497,424.07	13,350.00	6,796.88	0.9911	319	0.86	0.0122
VP4560000	125040	Principal	04/27/2020	11/01/2024	4.720	4.720	569,929.68	569,929.68	0.00	8,524.83	1.0000	0	0.01	0.0000
					<b>3.926</b>	<b>4.681</b>	<b>2,069,929.68</b>	<b>2,067,353.75</b>	<b>13,350.00</b>	<b>15,321.71</b>	<b>0.9936</b>	<b>231</b>	<b>0.63</b>	<b>0.0089</b>
<b>ALL REQUIREMENTS SUBORDINATE DEBT</b>														
N/A	125086	Goldman Sachs M-Mkt	05/29/2020	11/01/2024	4.490	4.490	2.74	2.74	0.00	0.00	1.0000	0	0.01	0.0000
					<b>4.490</b>	<b>4.490</b>	<b>2.74</b>	<b>2.74</b>	<b>0.00</b>	<b>0.00</b>	<b>1.0000</b>	<b>0</b>	<b>0.01</b>	<b>0.0000</b>
		<b>ARP Pool Summary</b>			<b>3.375</b>	<b>3.849</b>	<b>209,406,832.98</b>	<b>208,910,413.22</b>	<b>(1,983,337.47)</b>	<b>962,693.74</b>	<b>1.0059</b>	<b>156</b>	<b>0.42</b>	<b>0.0069</b>
<b>Bushnell Rate Stabilization Fund</b>														
VP4560000	124580	Principal	11/04/2019	11/01/2024	4.720	4.720	86,500.87	86,500.87	0.00	365.60	1.0000	0	0.01	0.0000
					<b>4.720</b>	<b>4.720</b>	<b>86,500.87</b>	<b>86,500.87</b>	<b>0.00</b>	<b>365.60</b>	<b>1.0000</b>	<b>0</b>	<b>0.01</b>	<b>0.0000</b>

# Investment Report

November 1, 2024

<u>CUSIP</u>	<u>ContNo</u>	<u>Issuer</u>	<u>Purchase Date</u>	<u>Maturity Date</u>	<u>Coupon</u>	<u>Yield to Maturity</u>	<u>Current Par</u>	<u>Market Value</u>	<u>(Premium)/Discount</u>	<u>Accrued Interest</u>	<u>Original Cost</u>	<u>Days To Maturity</u>	<u>Duration</u>	<u>Convexity</u>
<b>BUSH Pool Summary</b>					<b>4.720</b>	<b>4.720</b>	<b>86,500.87</b>	<b>86,500.87</b>	<b>0.00</b>	<b>365.60</b>	<b>1.0000</b>	<b>0</b>	<b>0.01</b>	<b>0.0000</b>
<b>FMPA CLEWISTON PL 2021 DEBT SERVICE FUND</b>														
N/A	126074	Goldman Sachs M-Mkt	08/31/2021	11/01/2024	4.490	4.490	179.88	179.88	0.00	7.23	1.0000	0	0.01	0.0000
					<b>4.490</b>	<b>4.490</b>	<b>179.88</b>	<b>179.88</b>	<b>0.00</b>	<b>7.23</b>	<b>1.0000</b>	<b>0</b>	<b>0.01</b>	<b>0.0000</b>
<b>FMPA CLEWISTON PL 2021 PROCEEDS</b>														
N/A	125651	Goldman Sachs M-Mkt	09/30/2021	11/01/2024	4.490	4.490	53.66	53.66	0.00	0.22	1.0000	0	0.01	0.0000
					<b>4.490</b>	<b>4.490</b>	<b>53.66</b>	<b>53.66</b>	<b>0.00</b>	<b>0.22</b>	<b>1.0000</b>	<b>0</b>	<b>0.01</b>	<b>0.0000</b>
<b>FMPA CLEWISTON PL 2021 REVENUE &amp; EXPENSE</b>														
N/A	126075	Goldman Sachs M-Mkt	09/23/2022	11/01/2024	4.490	4.490	33.11	33.11	0.00	13.74	1.0000	0	0.01	0.0000
					<b>4.490</b>	<b>4.490</b>	<b>33.11</b>	<b>33.11</b>	<b>0.00</b>	<b>13.74</b>	<b>1.0000</b>	<b>0</b>	<b>0.01</b>	<b>0.0000</b>
<b>CLEW Pool Summary</b>					<b>4.490</b>	<b>4.490</b>	<b>266.65</b>	<b>266.65</b>	<b>0.00</b>	<b>21.19</b>	<b>1.0000</b>	<b>0</b>	<b>0.01</b>	<b>0.0000</b>
<b>FMPA Pool Loan Working Capital</b>														
VP4560000	124586	Principal	11/04/2019	11/01/2024	4.720	4.720	20,251.98	20,251.98	0.00	89.36	1.0000	0	0.01	0.0000
					<b>4.720</b>	<b>4.720</b>	<b>20,251.98</b>	<b>20,251.98</b>	<b>0.00</b>	<b>89.36</b>	<b>1.0000</b>	<b>0</b>	<b>0.01</b>	<b>0.0000</b>
<b>FMPA Pool Summary</b>					<b>4.720</b>	<b>4.720</b>	<b>20,251.98</b>	<b>20,251.98</b>	<b>0.00</b>	<b>89.36</b>	<b>1.0000</b>	<b>0</b>	<b>0.01</b>	<b>0.0000</b>
<b>FMPA PL HOMESTEAD PROJECT FUND 2021</b>														
N/A	125532	Goldman Sachs M-Mkt	06/28/2021	11/01/2024	4.490	4.490	4,297,223.27	4,297,223.27	0.00	17,229.74	1.0000	0	0.01	0.0000
					<b>4.490</b>	<b>4.490</b>	<b>4,297,223.27</b>	<b>4,297,223.27</b>	<b>0.00</b>	<b>17,229.74</b>	<b>1.0000</b>	<b>0</b>	<b>0.01</b>	<b>0.0000</b>
<b>FMPA PL HOMESTEAD REVENUE EXPENSE FUND 2021</b>														
N/A	125848	Goldman Sachs M-Mkt	03/25/2022	04/04/2042	4.490	4.490	21.94	21.94	0.00	2.54	1.0000	6,363	17.42	3.1217
					<b>4.490</b>	<b>4.490</b>	<b>21.94</b>	<b>21.94</b>	<b>0.00</b>	<b>2.54</b>	<b>1.0000</b>	<b>6,363</b>	<b>17.42</b>	<b>3.1217</b>
<b>HOMESTEAD PL DEBT SERVICE 2022</b>														
N/A	126363	Goldman Sachs M-Mkt	03/16/2023	11/01/2024	4.490	4.490	281.58	281.58	0.00	0.39	1.0000	0	0.01	0.0000
					<b>4.490</b>	<b>4.490</b>	<b>281.58</b>	<b>281.58</b>	<b>0.00</b>	<b>0.39</b>	<b>1.0000</b>	<b>0</b>	<b>0.01</b>	<b>0.0000</b>
<b>HOMESTEAD PL PROJECT FUND 2022</b>														
N/A	126181	Goldman Sachs M-Mkt	11/17/2022	11/01/2024	4.490	4.490	4,978,707.30	4,978,707.30	0.00	19,962.16	1.0000	0	0.01	0.0000
					<b>4.490</b>	<b>4.490</b>	<b>4,978,707.30</b>	<b>4,978,707.30</b>	<b>0.00</b>	<b>19,962.16</b>	<b>1.0000</b>	<b>0</b>	<b>0.01</b>	<b>0.0000</b>
<b>HOMESTEAD PL REVENUE EXPESNE 2022</b>														
N/A	126364	Goldman Sachs M-Mkt	03/16/2023	11/01/2024	4.490	4.490	18.59	18.59	0.00	0.55	1.0000	0	0.01	0.0000
					<b>4.490</b>	<b>4.490</b>	<b>18.59</b>	<b>18.59</b>	<b>0.00</b>	<b>0.55</b>	<b>1.0000</b>	<b>0</b>	<b>0.01</b>	<b>0.0000</b>
<b>HMST Pool Summary</b>					<b>4.490</b>	<b>4.490</b>	<b>9,276,252.68</b>	<b>9,276,252.68</b>	<b>0.00</b>	<b>37,195.38</b>	<b>1.0000</b>	<b>0</b>	<b>0.01</b>	<b>0.0000</b>

# Investment Report

November 1, 2024

<u>CUSIP</u>	<u>ContNo</u>	<u>Issuer</u>	<u>Purchase Date</u>	<u>Maturity Date</u>	<u>Coupon</u>	<u>Yield to Maturity</u>	<u>Current Par</u>	<u>Market Value</u>	<u>(Premium)/ Discount</u>	<u>Accrued Interest</u>	<u>Original Cost</u>	<u>Days To Maturity</u>	<u>Duration</u>	<u>Convexity</u>
<b>FMPA PL HOMESTEAD DEBT SERVICE 2021</b>														
N/A	125650	Goldman Sachs M-Mkt	09/24/2021	11/01/2024	4.490	4.490	160.89	160.89	0.00	33.00	1.0000	0	0.01	0.0000
					<b>4.490</b>	<b>4.490</b>	<b>160.89</b>	<b>160.89</b>	<b>0.00</b>	<b>33.00</b>	<b>1.0000</b>	<b>0</b>	<b>0.01</b>	<b>0.0000</b>
		<b>HOME Pool Summary</b>			<b>4.490</b>	<b>4.490</b>	<b>160.89</b>	<b>160.89</b>	<b>0.00</b>	<b>33.00</b>	<b>1.0000</b>	<b>0</b>	<b>0.01</b>	<b>0.0000</b>
<b>Kissimmee Rate Stabilization Fund</b>														
VP4560000	124581	Principal	11/04/2019	11/01/2024	4.720	4.720	13,042.07	13,042.07	0.00	2,025.42	1.0000	0	0.01	0.0000
					<b>4.720</b>	<b>4.720</b>	<b>13,042.07</b>	<b>13,042.07</b>	<b>0.00</b>	<b>2,025.42</b>	<b>1.0000</b>	<b>0</b>	<b>0.01</b>	<b>0.0000</b>
		<b>KUA Pool Summary</b>			<b>4.720</b>	<b>4.720</b>	<b>13,042.07</b>	<b>13,042.07</b>	<b>0.00</b>	<b>2,025.42</b>	<b>1.0000</b>	<b>0</b>	<b>0.01</b>	<b>0.0000</b>
<b>FMPA PL BUSHNELL Debt Service</b>														
N/A	124748	Goldman Sachs M-Mkt	12/10/2019	11/01/2024	4.490	4.490	697.32	697.32	0.00	2.80	1.0000	0	0.01	0.0000
					<b>4.490</b>	<b>4.490</b>	<b>697.32</b>	<b>697.32</b>	<b>0.00</b>	<b>2.80</b>	<b>1.0000</b>	<b>0</b>	<b>0.01</b>	<b>0.0000</b>
<b>FMPA PL BUSHNELL Revenue Fund</b>														
N/A	125799	Goldman Sachs M-Mkt	02/01/2022	11/01/2024	4.490	4.490	34.19	34.19	0.00	0.12	1.0000	0	0.01	0.0000
					<b>4.490</b>	<b>4.490</b>	<b>34.19</b>	<b>34.19</b>	<b>0.00</b>	<b>0.12</b>	<b>1.0000</b>	<b>0</b>	<b>0.01</b>	<b>0.0000</b>
		<b>POOL Pool Summary</b>			<b>4.490</b>	<b>4.490</b>	<b>731.51</b>	<b>731.51</b>	<b>0.00</b>	<b>2.92</b>	<b>1.0000</b>	<b>0</b>	<b>0.01</b>	<b>0.0000</b>
<b>St Lucie Contingency</b>														
052404QH6	126702	MUNI: Austin College	12/19/2023	02/01/2027	1.361	4.476	500,000.00	475,363.75	44,855.00	1,701.25	0.9103	822	2.22	0.0613
6944PL2B4	125378	CORP: PACIFIC LIFE	02/19/2021	06/24/2025	1.200	0.849	500,000.00	491,948.16	(7,450.00)	2,166.67	1.0149	235	0.64	0.0076
75951AAP3	126415	CORP: Reliance Stand	04/28/2023	05/07/2025	2.750	5.090	500,000.00	502,238.37	22,248.88	6,645.83	0.9555	187	0.51	0.0056
91282CJE2	127029	US Treasury	10/31/2024	10/31/2025	5.000	4.308	500,000.00	503,799.89	(3,417.97)	69.44	1.0068	364	0.98	0.0151
VP4560000	124587	Principal	11/04/2019	11/01/2024	4.720	4.720	544,547.42	544,547.42	0.00	2,437.97	1.0000	0	0.01	0.0000
					<b>3.036</b>	<b>3.903</b>	<b>2,544,547.42</b>	<b>2,517,897.59</b>	<b>56,235.91</b>	<b>13,021.16</b>	<b>0.9779</b>	<b>316</b>	<b>0.86</b>	<b>0.0176</b>
<b>St Lucie Debt Service 2013A</b>														
X9X9USDAC	123469	MORGAN STANLEY LIQ	03/05/2019	11/01/2024	4.530	4.530	135,231.55	135,231.55	0.00	328.58	1.0000	0	0.01	0.0000
					<b>4.530</b>	<b>4.530</b>	<b>135,231.55</b>	<b>135,231.55</b>	<b>0.00</b>	<b>328.58</b>	<b>1.0000</b>	<b>0</b>	<b>0.01</b>	<b>0.0000</b>
<b>ST LUCIE DEBT SERVICE 2021A</b>														
X9X9USDAC	125669	MORGAN STANLEY LIQ	10/20/2021	11/01/2024	4.530	4.530	172,529.28	172,529.28	0.00	422.43	1.0000	0	0.01	0.0000
					<b>4.530</b>	<b>4.530</b>	<b>172,529.28</b>	<b>172,529.28</b>	<b>0.00</b>	<b>422.43</b>	<b>1.0000</b>	<b>0</b>	<b>0.01</b>	<b>0.0000</b>
<b>ST LUCIE DEBT SERVICE 2021B</b>														
X9X9USDAC	126049	MORGAN STANLEY LIQ	07/27/2022	11/01/2024	4.530	4.530	148,192.92	148,192.92	0.00	259.89	1.0000	0	0.01	0.0000
					<b>4.530</b>	<b>4.530</b>	<b>148,192.92</b>	<b>148,192.92</b>	<b>0.00</b>	<b>259.89</b>	<b>1.0000</b>	<b>0</b>	<b>0.01</b>	<b>0.0000</b>

# Investment Report

November 1, 2024

<u>CUSIP</u>	<u>ContNo</u>	<u>Issuer</u>	<u>Purchase Date</u>	<u>Maturity Date</u>	<u>Coupon</u>	<u>Yield to Maturity</u>	<u>Current Par</u>	<u>Market Value</u>	<u>(Premium)/Discount</u>	<u>Accrued Interest</u>	<u>Original Cost</u>	<u>Days To Maturity</u>	<u>Duration</u>	<u>Convexity</u>	
<b>St Lucie Decommissioning</b>															
06051GFX2	126371	CORP: BANK OF AMER	04/18/2023	04/19/2026	3.500	4.685	5,000,000.00	4,955,614.64	164,200.00	5,833.33	0.9672	534	1.44	0.0288	
06418GAK3	126980	Bank of Nova Scotia	08/28/2024	08/01/2029	5.450	4.462	5,000,000.00	5,400,647.14	(216,050.00)	68,125.00	1.0432	1,734	4.22	0.2070	
06741FRG4	126997	CP: Barclays	10/16/2024	04/16/2025	0.000	4.732	10,000,000.00	9,856,014.81	230,533.33	0.00	0.9769	166	0.45	0.0042	
10921U2L1	126970	CORP: BRIGHTHOUSE	08/16/2024	06/10/2029	5.650	5.090	6,365,000.00	6,968,223.92	(150,023.05)	140,852.15	1.0236	1,682	4.06	0.1939	
10921U2L1	126971	CORP: BRIGHTHOUSE	08/16/2024	06/10/2029	5.650	5.070	3,635,000.00	3,979,496.30	(88,803.05)	80,439.52	1.0244	1,682	4.06	0.1939	
17325FBK3	126998	Corp: Citibank	10/18/2024	08/06/2029	4.838	4.472	10,000,000.00	10,518,690.77	(156,000.00)	114,230.56	1.0156	1,739	4.28	0.2119	
25160PAM9	126903	Deutsche Bank	06/20/2024	09/09/2027	5.371	5.135	5,000,000.00	5,218,249.70	(34,250.00)	38,790.56	1.0069	1,042	2.67	0.0884	
254845GR5	126423	MUNI: DC WATER	05/08/2023	10/01/2028	5.422	4.426	3,625,000.00	3,730,155.21	(171,498.75)	16,378.96	1.0473	1,430	3.58	0.1510	
29449WAE7	126369	CORP: EQH	04/17/2023	01/09/2026	1.000	4.771	5,000,000.00	4,828,221.06	477,050.00	15,555.56	0.9046	434	1.18	0.0202	
3130AWTR1	126576	FHLB	08/25/2023	09/08/2028	4.375	4.484	3,500,000.00	3,619,668.40	16,975.00	22,543.40	0.9952	1,407	3.57	0.1504	
3133EPGT6	126394	FFCB	04/26/2023	04/26/2027	3.875	4.032	5,000,000.00	5,034,915.97	28,700.00	2,690.97	0.9943	906	2.39	0.0713	
3134GYNV0	126368	FHLMC - Callable	04/17/2023	04/17/2025	4.720	4.720	10,000,000.00	10,022,655.56	0.00	18,355.56	1.0000	167	0.46	0.0043	
3134H12H5	126904	FHLMC - Callable	06/20/2024	06/17/2027	5.150	5.150	10,000,000.00	10,238,644.44	0.00	191,694.44	1.0000	958	2.44	0.0756	
48133U5U2	126393	CORP: JP MORGAN	04/24/2023	04/24/2026	5.125	5.125	5,000,000.00	5,070,433.17	0.00	4,982.64	1.0000	539	1.44	0.0290	
576000KW2	126424	MUNI: Mass School Bd	05/08/2023	06/15/2027	5.468	4.114	4,305,000.00	4,666,439.09	(217,789.95)	88,927.91	1.0506	956	2.43	0.0757	
58989V2D5	126382	CORP: METLIFE	04/20/2023	09/14/2026	1.250	4.830	7,185,000.00	6,827,115.24	797,780.51	11,725.52	0.8890	682	1.85	0.0440	
780082AD5	126370	CORP: ROYAL BK CA	04/17/2023	01/27/2026	4.650	4.900	5,000,000.00	5,083,929.25	32,450.00	60,708.33	0.9935	452	1.20	0.0218	
912797MU8	127010	US Treasury	10/29/2024	03/27/2025	0.000	4.512	549,000.00	539,121.15	9,929.73	0.00	0.9819	146	0.40	0.0034	
912828J27	126785	US Treasury	02/21/2024	02/15/2025	2.000	4.991	5,000,000.00	4,975,285.65	141,796.87	21,195.65	0.9716	106	0.30	0.0023	
X9X9USDAC	123464	MORGAN STANLEY LIQ	03/06/2019	11/01/2024	4.530	4.530	7,553,252.47	7,553,252.47	0.00	57,111.76	1.0000	0	0.01	0.0000	
						<b>3.942</b>	<b>4.737</b>	<b>116,717,252.47</b>	<b>119,086,773.94</b>	<b>865,000.64</b>	<b>960,141.82</b>	<b>0.9926</b>	<b>814</b>	<b>2.06</b>	<b>0.0768</b>

# Investment Report

November 1, 2024

CUSIP	ContNo	Issuer	Purchase Date	Maturity Date	Coupon	Yield to Maturity	Current Par	Market Value	(Premium)/Discount	Accrued Interest	Original Cost	Days To Maturity	Duration	Convexity
<b>St Lucie General Reserve</b>														
02665WDL2	126972	CORP: HONDA	07/10/2024	07/08/2025	1.200	5.290	500,000.00	491,091.95	19,560.00	1,883.33	0.9609	249	0.68	0.0082
04685A4A6	126976	CORP: ATHENE	08/28/2024	08/27/2026	4.860	4.700	1,000,000.00	1,020,988.71	(3,014.00)	8,640.00	1.0030	664	1.75	0.0413
06375MCK9	126625	CORP: BMO	10/18/2023	10/18/2028	6.250	6.250	1,000,000.00	1,085,806.01	0.00	2,256.94	1.0000	1,447	3.58	0.1523
06406FAC7	122918	CORP: Bank of NY	12/21/2018	05/04/2026	2.800	3.670	2,000,000.00	1,987,143.64	111,512.24	27,533.33	0.9442	549	1.46	0.0303
06745QR434	126969	Corp: Barclays	05/20/2024	05/20/2027	5.500	5.500	2,000,000.00	2,118,678.62	0.00	49,194.44	1.0000	930	2.36	0.0719
185630B33	127025	MUNI: CLEMSON UNIV	10/31/2024	05/01/2025	1.000	4.534	1,500,000.00	1,485,493.14	26,100.00	7,500.00	0.9826	181	0.49	0.0052
3130AUZC1	126416	FHLB	04/27/2023	03/14/2025	4.625	4.023	2,000,000.00	2,012,955.19	(14,600.01)	12,265.19	1.0073	133	0.36	0.0031
3130AWTR1	126600	FHLB	08/25/2023	09/08/2028	4.375	4.484	500,000.00	517,095.49	2,425.00	3,220.49	0.9952	1,407	3.57	0.1504
3130B0CP2	126794	FHLB	03/08/2024	09/04/2025	4.800	4.734	2,000,000.00	2,024,120.00	(1,860.00)	15,200.00	1.0009	307	0.83	0.0115
3133EPNB7	126499	FFCB	06/30/2023	06/20/2025	4.625	4.980	500,000.00	509,919.93	3,305.00	8,414.93	0.9934	231	0.62	0.0075
3133ERKM2	126965	FFCB	07/30/2024	07/08/2027	4.500	4.257	3,000,000.00	3,112,440.00	(19,856.25)	42,375.00	1.0066	979	2.52	0.0800
3133ERRA1	126975	FFCB - Callable	08/28/2024	08/27/2027	4.580	4.580	1,500,000.00	1,515,198.33	0.00	12,213.33	1.0000	1,029	2.66	0.0871
3133ERUK5	126988	FFCB - Callable	09/23/2024	09/23/2026	4.020	4.020	2,000,000.00	2,013,986.67	0.00	8,486.67	1.0000	691	1.83	0.0445
31422XB50	125995	FAMCA	07/28/2022	07/28/2025	3.630	3.666	1,500,000.00	1,503,984.17	1,500.00	14,066.25	0.9990	269	0.73	0.0094
606822AU8	124983	CORP: Mitsubishi UFG	03/10/2020	03/02/2025	3.777	1.625	1,000,000.00	1,003,424.68	(102,520.00)	6,190.08	1.1025	121	0.33	0.0027
62479LMD4	126800	CP: MUFJ Bank	03/21/2024	12/13/2024	0.000	5.434	1,000,000.00	996,327.42	38,129.08	0.00	0.9619	42	0.11	0.0007
641062BK9	126798	CORP: NESNVX	03/11/2024	03/13/2026	5.250	4.798	2,000,000.00	2,040,960.14	(17,080.00)	14,000.00	1.0085	497	1.32	0.0254
64952WEY5	126662	CORP: NYLIFE	11/14/2023	01/09/2028	4.850	5.506	2,000,000.00	2,080,408.05	48,260.00	30,177.78	0.9759	1,164	2.95	0.1070
74368CBQ6	126435	CORP: PROTECTIVELIFE	05/17/2023	01/06/2026	5.366	4.590	2,000,000.00	2,059,131.72	(37,980.00)	34,282.78	1.0190	431	1.14	0.0202
89236TKX2	126964	CORP: Toyota Motor	07/30/2024	08/14/2026	5.000	4.699	3,000,000.00	3,075,140.22	(17,310.00)	32,083.33	1.0058	651	1.71	0.0399
91282CEQ0	125988	US Treasury	07/21/2022	05/15/2025	2.750	3.240	1,500,000.00	1,505,758.21	19,687.50	19,055.71	0.9869	195	0.53	0.0059
91282CFW6	126443	US Treasury	05/23/2023	11/15/2025	4.500	4.107	2,500,000.00	2,569,990.00	(22,849.83)	51,875.00	1.0091	379	1.01	0.0166
91282CGG0	126441	US Treasury	05/22/2023	01/31/2025	4.125	4.402	2,000,000.00	2,017,683.18	9,062.50	20,849.18	0.9955	91	0.25	0.0018
91282CJE2	127026	US Treasury	10/31/2024	10/31/2025	5.000	4.320	1,500,000.00	1,511,399.67	(10,078.13)	208.33	1.0067	364	0.98	0.0151
92818NGL6	124604	MUNI: VA STATE	11/20/2019	11/01/2024	2.200	2.101	2,000,000.00	1,995,184.00	(9,260.00)	22,488.89	1.0046	0	0.00	0.0000
VP4560000	124588	Principal	11/04/2019	11/01/2024	4.720	4.720	795,774.56	795,774.56	0.00	15,539.45	1.0000	0	0.01	0.0000
					<b>4.161</b>	<b>4.338</b>	<b>42,295,774.56</b>	<b>43,050,083.70</b>	<b>23,133.10</b>	<b>460,000.43</b>	<b>0.9995</b>	<b>513</b>	<b>1.34</b>	<b>0.0354</b>
<b>ST LUCIE NUCLEAR FUEL STABILIZATION</b>														
3133EPNB7	126500	FFCB	06/30/2023	06/20/2025	4.625	4.980	1,250,000.00	1,274,799.83	8,262.50	21,037.33	0.9934	231	0.62	0.0075
59333P3M8	127002	Miami-Dade County	10/16/2024	10/01/2025	3.505	4.231	2,000,000.00	2,015,539.67	13,520.00	5,841.67	0.9932	334	0.91	0.0132
64952WEK5	126805	CORP: NYLIFE	03/22/2024	01/14/2025	1.450	5.334	1,000,000.00	997,870.18	30,459.28	4,309.72	0.9695	74	0.20	0.0014
91282CGD7	126501	US Treasury	06/29/2023	12/31/2024	4.250	5.217	1,250,000.00	1,266,637.15	17,284.34	17,855.90	0.9862	60	0.16	0.0011
91282CJE2	127024	US Treasury	10/31/2024	10/31/2025	5.000	4.308	1,000,000.00	1,007,599.78	(6,835.94)	138.89	1.0068	364	0.98	0.0151
VP4560000	124589	Principal	11/04/2019	11/01/2024	4.720	4.720	1,599,245.95	1,599,245.95	0.00	13,333.88	1.0000	0	0.01	0.0000
					<b>3.964</b>	<b>4.741</b>	<b>8,099,245.95</b>	<b>8,161,692.56</b>	<b>62,690.18</b>	<b>62,517.39</b>	<b>0.9923</b>	<b>181</b>	<b>0.49</b>	<b>0.0066</b>

# Investment Report

November 1, 2024

<u>CUSIP</u>	<u>ContNo</u>	<u>Issuer</u>	<u>Purchase Date</u>	<u>Maturity Date</u>	<u>Coupon</u>	<u>Yield to Maturity</u>	<u>Current Par</u>	<u>Market Value</u>	<u>(Premium)/ Discount</u>	<u>Accrued Interest</u>	<u>Original Cost</u>	<u>Days To Maturity</u>	<u>Duration</u>	<u>Convexity</u>
<b>St Lucie O&amp;M</b>														
3133ERKE0	126929	FFCB	07/08/2024	07/08/2025	5.125	5.105	1,000,000.00	1,023,106.81	(189.00)	16,086.81	1.0002	249	0.67	0.0084
63307LSU6	126901	CP: NATL BANK OF CAN	06/07/2024	05/28/2025	0.000	5.430	750,000.00	743,251.86	38,088.54	0.00	0.9492	208	0.57	0.0060
6944PL2B4	126740	CORP: PACIFIC LIFE	01/09/2024	06/24/2025	1.200	4.940	1,000,000.00	983,896.33	51,950.00	4,333.33	0.9481	235	0.64	0.0076
83368YNR4	126924	CP: Societe Generale	07/03/2024	03/21/2025	0.000	5.493	1,000,000.00	987,829.22	37,795.86	0.00	0.9622	140	0.38	0.0033
89236TGT6	126289	CORP: Toyota Motor	02/07/2023	02/13/2025	1.800	4.620	1,000,000.00	995,860.42	53,715.00	3,900.00	0.9463	104	0.28	0.0022
89236TJT3	126773	CORP: Toyota Motor	02/09/2024	01/13/2025	1.450	4.960	500,000.00	498,998.18	15,729.26	2,175.00	0.9685	73	0.20	0.0014
912797MH7	126986	US Treasury	09/17/2024	09/04/2025	0.000	3.991	1,000,000.00	964,603.91	37,057.78	0.00	0.9629	307	0.84	0.0108
N/A	125280	ST LUCIE SBA	11/05/2020	11/01/2024	5.010	5.010	5,196,483.43	5,196,483.43	0.00	723.18	1.0000	0	0.01	0.0000
VP4560000	124612	Principal	11/21/2019	11/01/2024	4.720	4.720	440,444.13	440,444.13	0.00	7,632.70	1.0000	0	0.01	0.0000
					<b>3.110</b>	<b>4.948</b>	<b>11,886,927.56</b>	<b>11,834,474.29</b>	<b>234,147.44</b>	<b>34,851.02</b>	<b>0.9803</b>	<b>103</b>	<b>0.29</b>	<b>0.0032</b>
<b>St Lucie R&amp;R</b>														
3130B0LP2	126833	FHLB - Callable	04/17/2024	09/17/2025	5.000	5.221	945,000.00	952,608.30	2,835.00	5,775.00	0.9970	320	0.86	0.0123
3133EP2C8	126771	FFCB	02/08/2024	02/28/2025	4.750	4.772	500,000.00	504,308.75	100.00	4,156.25	0.9998	119	0.33	0.0026
3133ERBS9	126827	FFCB	04/17/2024	04/17/2025	5.125	5.194	500,000.00	503,141.53	330.00	996.53	0.9993	167	0.46	0.0043
3133ERFT3	126977	FFCB	08/28/2024	08/28/2026	4.875	3.942	500,000.00	515,550.63	(8,885.00)	4,265.63	1.0178	665	1.75	0.0414
3133ERMK4	126963	FFCB	07/30/2024	01/26/2026	4.625	4.612	1,000,000.00	1,021,544.86	(180.00)	12,204.86	1.0002	451	1.20	0.0217
3133ERMW6	126956	FFCB	07/30/2024	07/29/2025	4.750	4.809	1,000,000.00	1,017,353.89	570.00	12,138.89	0.9994	270	0.73	0.0095
392023RY5	127030	MUNI: GTJSCD	10/31/2024	08/01/2025	1.394	4.484	1,000,000.00	991,919.61	22,680.00	3,485.00	0.9773	273	0.74	0.0095
59217GEW5	126872	CORP: METLIFE	05/09/2024	03/21/2025	2.800	5.357	500,000.00	498,231.24	10,705.00	1,555.56	0.9786	140	0.38	0.0033
62479LMD4	126799	CP: MUFGBank	03/21/2024	12/13/2024	0.000	5.434	500,000.00	498,163.71	19,064.54	0.00	0.9619	42	0.11	0.0007
91282CHH7	126966	US Treasury	07/30/2024	06/15/2026	4.125	4.414	1,000,000.00	1,023,400.48	5,200.00	15,665.98	0.9948	591	1.56	0.0340
91282CKB6	127027	US Treasury	10/31/2024	02/28/2026	4.625	4.220	1,000,000.00	1,013,418.08	(5,064.06)	7,856.16	1.0051	484	1.30	0.0244
VP4560000	124590	Principal	11/04/2019	11/01/2024	4.720	4.720	2,841,163.65	2,841,163.65	0.00	15,954.75	1.0000	0	0.01	0.0000
					<b>4.114</b>	<b>4.717</b>	<b>11,286,163.65</b>	<b>11,380,804.73</b>	<b>47,355.48</b>	<b>84,054.61</b>	<b>0.9958</b>	<b>260</b>	<b>0.70</b>	<b>0.0121</b>
<b>STL Pool Summary</b>					<b>3.939</b>	<b>4.650</b>	<b>193,285,865.36</b>	<b>196,487,680.56</b>	<b>1,288,562.75</b>	<b>1,615,597.33</b>	<b>0.9933</b>	<b>637</b>	<b>1.63</b>	<b>0.0555</b>
<b>Stanton Contingency</b>														
07330MAB3	127032	CORP: Truist	10/31/2024	09/16/2025	3.625	4.667	900,000.00	898,454.45	8,010.00	4,078.13	0.9911	319	0.86	0.0122
VP4560000	124591	Principal	11/04/2019	11/01/2024	4.720	4.720	284,277.71	284,277.71	0.00	2,321.81	1.0000	0	0.01	0.0000
					<b>3.888</b>	<b>4.679</b>	<b>1,184,277.71</b>	<b>1,182,732.16</b>	<b>8,010.00</b>	<b>6,399.94</b>	<b>0.9932</b>	<b>242</b>	<b>0.66</b>	<b>0.0093</b>

# Investment Report

November 1, 2024

<u>CUSIP</u>	<u>ContNo</u>	<u>Issuer</u>	<u>Purchase Date</u>	<u>Maturity Date</u>	<u>Coupon</u>	<u>Yield to Maturity</u>	<u>Current Par</u>	<u>Market Value</u>	<u>(Premium)/Discount</u>	<u>Accrued Interest</u>	<u>Original Cost</u>	<u>Days To Maturity</u>	<u>Duration</u>	<u>Convexity</u>
<b>Stanton General Reserve</b>														
07330MAB3	127031	CORP: Truist	10/31/2024	09/16/2025	3.625	4.667	500,000.00	499,141.36	4,450.00	2,265.63	0.9911	319	0.86	0.0122
3130A3GE8	126828	FHLB	04/17/2024	12/13/2024	2.750	5.290	2,000,000.00	2,012,923.33	32,390.31	21,083.33	0.9838	42	0.11	0.0007
3130B2FY6	126974	FHLB	08/28/2024	08/21/2025	4.500	4.404	1,000,000.00	1,012,440.00	(900.00)	8,750.00	1.0009	293	0.79	0.0107
45685QPA1	126870	CP: ING Funding	05/08/2024	02/10/2025	0.000	5.575	500,000.00	495,606.82	20,314.06	0.00	0.9594	101	0.28	0.0021
62455FTG1	126996	CP: Mountcliff Fund	10/16/2024	06/16/2025	0.000	4.641	1,000,000.00	980,414.09	29,970.00	0.00	0.9700	227	0.62	0.0068
62479LMD4	126801	CP: MUFGBank	03/21/2024	12/13/2024	0.000	5.434	2,000,000.00	1,992,654.84	76,258.16	0.00	0.9619	42	0.11	0.0007
89114QCH9	126930	CORP: TD BANK	07/10/2024	06/12/2025	1.150	5.420	2,000,000.00	1,969,158.62	75,840.00	8,880.56	0.9621	223	0.61	0.0070
91282CJB81	126936	US Treasury	07/10/2024	09/30/2025	5.000	4.927	2,000,000.00	2,021,427.76	(1,562.50)	8,791.21	1.0008	333	0.90	0.0131
VP4560000	124592	Principal	11/04/2019	11/01/2024	4.720	4.720	214,415.31	214,415.31	0.00	5,003.84	1.0000	0	0.01	0.0000
					<b>2.240</b>	<b>5.111</b>	<b>11,214,415.31</b>	<b>11,198,182.13</b>	<b>236,760.03</b>	<b>54,774.57</b>	<b>0.9789</b>	<b>179</b>	<b>0.49</b>	<b>0.0060</b>
<b>Stanton O&amp;M</b>														
3133EPJ71	126687	FFCB	12/05/2023	12/04/2024	5.125	5.100	500,000.00	510,743.54	(119.00)	10,463.54	1.0002	33	0.09	0.0005
N/A	125281	STANTON SBA	11/05/2020	11/01/2024	5.010	5.010	6,270,874.79	6,270,874.79	0.00	872.70	1.0000	0	0.01	0.0000
VP4560000	124615	Principal	11/21/2019	11/01/2024	4.720	4.720	960,956.99	960,956.99	0.00	8,404.36	1.0000	0	0.01	0.0000
					<b>4.981</b>	<b>4.980</b>	<b>7,731,831.78</b>	<b>7,742,575.32</b>	<b>(119.00)</b>	<b>19,740.60</b>	<b>1.0000</b>	<b>2</b>	<b>0.01</b>	<b>0.0001</b>
<b>Stanton R&amp;R</b>														
24422EWB1	126822	CORP: JOHN DEERE	04/05/2024	03/07/2025	2.125	5.176	500,000.00	497,405.47	13,575.00	1,593.75	0.9729	126	0.34	0.0029
63307LRG8	126953	CP: NATL BANK OF CAN	07/30/2024	04/16/2025	0.000	5.161	500,000.00	492,800.74	17,730.55	0.00	0.9645	166	0.45	0.0042
83368YNR4	126926	CP: Societe Generale	07/03/2024	03/21/2025	0.000	5.493	500,000.00	493,914.61	18,897.93	0.00	0.9622	140	0.38	0.0033
91282CFX4	126790	US Treasury	02/21/2024	11/30/2024	4.500	5.096	875,000.00	891,586.94	3,964.62	16,567.62	0.9955	29	0.08	0.0005
94988J6B8	126959	CORP: WELLS FARGO	07/30/2024	08/01/2025	5.550	5.032	1,000,000.00	1,022,109.62	(5,000.00)	13,875.00	1.0050	273	0.73	0.0097
VP4560000	124596	Principal	11/04/2019	11/01/2024	4.720	4.720	2,451,347.48	2,451,347.48	0.00	7,153.88	1.0000	0	0.01	0.0000
					<b>3.797</b>	<b>4.973</b>	<b>5,826,347.48</b>	<b>5,849,164.86</b>	<b>49,168.10</b>	<b>39,190.25</b>	<b>0.9916</b>	<b>88</b>	<b>0.24</b>	<b>0.0026</b>
<b>STN Pool Summary</b>					<b>3.481</b>	<b>5.021</b>	<b>25,956,872.28</b>	<b>25,972,654.47</b>	<b>293,819.13</b>	<b>120,105.36</b>	<b>0.9887</b>	<b>109</b>	<b>0.30</b>	<b>0.0036</b>
<b>Stanton II Contingency</b>														
59217GEW5	126873	CORP: METLIFE	05/09/2024	03/21/2025	2.800	5.357	400,000.00	398,585.00	8,564.00	1,244.44	0.9786	140	0.38	0.0033
6174468C6	126932	CORP: MORGAN STANLEY	07/10/2024	07/23/2025	4.000	5.305	250,000.00	251,990.09	3,252.50	2,722.22	0.9870	264	0.71	0.0092
VP4560000	124593	Principal	11/04/2019	11/01/2024	4.720	4.720	526,038.69	526,038.69	0.00	2,223.40	1.0000	0	0.01	0.0000
					<b>3.914</b>	<b>5.061</b>	<b>1,176,038.69</b>	<b>1,176,613.78</b>	<b>11,816.50</b>	<b>6,190.06</b>	<b>0.9900</b>	<b>104</b>	<b>0.29</b>	<b>0.0031</b>
<b>STANTON II DEBT SERVICE 2017A</b>														
X9X9USDAL	123460	MORGAN STANLEY LIQ	03/12/2019	11/01/2024	4.530	4.530	75,305.63	75,305.63	0.00	155.05	1.0000	0	0.01	0.0000
					<b>4.530</b>	<b>4.530</b>	<b>75,305.63</b>	<b>75,305.63</b>	<b>0.00</b>	<b>155.05</b>	<b>1.0000</b>	<b>0</b>	<b>0.01</b>	<b>0.0000</b>

# Investment Report

November 1, 2024

<u>CUSIP</u>	<u>ContNo</u>	<u>Issuer</u>	<u>Purchase Date</u>	<u>Maturity Date</u>	<u>Coupon</u>	<u>Yield to Maturity</u>	<u>Current Par</u>	<u>Market Value</u>	<u>(Premium)/Discount</u>	<u>Accrued Interest</u>	<u>Original Cost</u>	<u>Days To Maturity</u>	<u>Duration</u>	<u>Convexity</u>
<b>STANTON II DEBT SERVICE 2017B</b>														
912797MU8	127008	US Treasury	10/29/2024	03/27/2025	0.000	4.512	488,000.00	479,218.80	8,826.43	0.00	0.9819	146	0.40	0.0034
X9X9USDAC	123461	MORGAN STANLEY LIQ	03/12/2019	11/01/2024	4.530	4.530	10,166.37	10,166.37	0.00	1,011.16	1.0000	0	0.01	0.0000
					<b>0.092</b>	<b>4.513</b>	<b>498,166.37</b>	<b>489,385.17</b>	<b>8,826.43</b>	<b>1,011.16</b>	<b>0.9823</b>	<b>143</b>	<b>0.39</b>	<b>0.0034</b>
<b>STANTON II DEBT SERVICE 2022A</b>														
912797MU8	127009	US Treasury	10/29/2024	03/27/2025	0.000	4.512	544,000.00	534,211.12	9,839.30	0.00	0.9819	146	0.40	0.0034
X9X9USDAC	126019	MORGAN STANLEY LIQ	07/27/2022	11/01/2024	4.530	4.530	8,152.56	8,152.56	0.00	5,648.66	1.0000	0	0.01	0.0000
					<b>0.067</b>	<b>4.513</b>	<b>552,152.56</b>	<b>542,363.68</b>	<b>9,839.30</b>	<b>5,648.66</b>	<b>0.9822</b>	<b>144</b>	<b>0.39</b>	<b>0.0034</b>
<b>STANTON II DEBT SERVICE POOLED LOAN 2020-1</b>														
N/A	125215	Goldman Sachs M-Mkt	09/28/2020	11/01/2024	4.490	4.490	1,037.78	1,037.78	0.00	40.45	1.0000	0	0.01	0.0000
					<b>4.490</b>	<b>4.490</b>	<b>1,037.78</b>	<b>1,037.78</b>	<b>0.00</b>	<b>40.45</b>	<b>1.0000</b>	<b>0</b>	<b>0.01</b>	<b>0.0000</b>
<b>Stanton II General Reserve</b>														
24422EWB1	126816	CORP: JOHN DEERE	04/05/2024	03/07/2025	2.125	5.176	1,000,000.00	994,810.94	27,150.00	3,187.50	0.9729	126	0.34	0.0029
3130A5R35	126829	FHLB	04/17/2024	06/13/2025	2.875	5.172	1,400,000.00	1,401,982.17	35,681.73	15,429.17	0.9745	224	0.61	0.0071
3130ARHA2	126832	FHLB	04/17/2024	04/14/2025	4.000	5.229	1,350,000.00	1,348,331.25	15,835.50	2,550.00	0.9883	164	0.45	0.0042
313384S34	126802	FHLB DN	03/21/2024	12/06/2024	0.000	5.214	2,000,000.00	1,991,110.37	71,427.78	0.00	0.9643	35	0.10	0.0005
3134GXA61	126522	FHLMC - Callable	07/24/2023	12/30/2024	4.000	5.286	1,000,000.00	1,011,654.44	17,560.00	13,444.44	0.9824	59	0.16	0.0010
53948AP70	126876	CP: LLOYDS BANK	05/28/2024	02/07/2025	0.000	5.566	1,000,000.00	991,472.40	37,329.17	0.00	0.9627	98	0.27	0.0020
64966MGL7	123854	MUNI: NYC Trans Fin	06/21/2019	12/01/2024	2.900	2.355	2,875,000.00	2,899,020.63	(79,522.50)	35,434.38	1.0277	30	0.08	0.0005
74153WCM9	125522	CORP: PRICOA GL FD	06/10/2021	09/01/2025	0.800	0.860	895,000.00	870,168.37	2,225.31	1,193.33	0.9975	304	0.83	0.0112
83368YNR4	126928	CP: Societe Generale	07/03/2024	03/21/2025	0.000	5.493	1,500,000.00	1,481,743.84	56,693.79	0.00	0.9622	140	0.38	0.0033
90351DAB3	126923	UBS	07/03/2024	09/24/2025	4.125	5.625	2,000,000.00	2,004,585.52	35,170.00	8,479.17	0.9824	327	0.89	0.0127
9128284R8	126899	US Treasury	06/07/2024	05/31/2025	2.875	5.119	2,000,000.00	2,007,362.99	42,421.87	24,193.99	0.9788	211	0.58	0.0066
91282CDS7	125762	US Treasury	01/18/2022	01/15/2025	1.125	1.202	5,000,000.00	4,967,936.01	11,300.00	16,661.01	0.9977	75	0.21	0.0014
91282CFX4	126792	US Treasury	02/21/2024	11/30/2024	4.500	5.096	3,000,000.00	3,056,869.50	13,593.75	56,803.28	0.9955	29	0.08	0.0005
VP4560000	124594	Principal	11/04/2019	11/01/2024	4.720	4.720	4,161,712.38	4,161,712.38	0.00	2,615.21	1.0000	0	0.01	0.0000
					<b>2.651</b>	<b>4.077</b>	<b>29,181,712.38</b>	<b>29,188,760.81</b>	<b>286,866.40</b>	<b>179,991.48</b>	<b>0.9902</b>	<b>103</b>	<b>0.28</b>	<b>0.0030</b>
<b>Stanton II O&amp;M</b>														
N/A	125282	STANTON II SBA	11/05/2020	11/01/2024	5.010	5.010	7,952,246.25	7,952,246.25	0.00	1,106.69	1.0000	0	0.01	0.0000
VP4560000	125385	Principal	12/31/2020	11/01/2024	4.720	4.720	444,169.53	444,169.53	0.00	10,273.74	1.0000	0	0.01	0.0000
					<b>4.995</b>	<b>4.995</b>	<b>8,396,415.78</b>	<b>8,396,415.78</b>	<b>0.00</b>	<b>11,380.43</b>	<b>1.0000</b>	<b>0</b>	<b>0.01</b>	<b>0.0000</b>
<b>STANTON II PROJECT FUND 2020 POOLED LOAN</b>														
N/A	125118	Goldman Sachs M-Mkt	06/25/2020	11/01/2024	4.490	4.490	0.05	0.05	0.00	0.00	1.0000	0	0.01	0.0000
					<b>4.490</b>	<b>4.490</b>	<b>0.05</b>	<b>0.05</b>	<b>0.00</b>	<b>0.00</b>	<b>1.0000</b>	<b>0</b>	<b>0.01</b>	<b>0.0000</b>



# Investment Report

November 1, 2024

CUSIP	ContNo	Issuer	Purchase Date	Maturity Date	Coupon	Yield to Maturity	Current Par	Market Value	(Premium)/Discount	Accrued Interest	Original Cost	Days To Maturity	Duration	Convexity
<b>Stanton II R&amp;R</b>														
24422EWB1	126817	CORP: JOHN DEERE	04/05/2024	03/07/2025	2.125	5.176	390,000.00	387,976.27	10,588.50	1,243.13	0.9729	126	0.34	0.0029
313384S34	126803	FHLB DN	03/21/2024	12/06/2024	0.000	5.214	1,000,000.00	995,555.19	35,713.89	0.00	0.9643	35	0.10	0.0005
45685QPA1	126869	CP: ING Funding	05/08/2024	02/10/2025	0.000	5.575	500,000.00	495,606.82	20,314.06	0.00	0.9594	101	0.28	0.0021
63307LRG8	126954	CP: NATL BANK OF CAN	07/30/2024	04/16/2025	0.000	5.161	1,000,000.00	985,601.48	35,461.11	0.00	0.9645	166	0.45	0.0042
808513AX3	126961	CORP: SCHWAB	07/30/2024	05/21/2025	3.850	5.191	1,000,000.00	1,013,700.95	10,540.00	17,111.11	0.9895	201	0.54	0.0063
83368YNR4	126925	CP: Societe Generale	07/03/2024	03/21/2025	0.000	5.493	500,000.00	493,914.61	18,897.93	0.00	0.9622	140	0.38	0.0033
91282CFX4	126791	US Treasury	02/21/2024	11/30/2024	4.500	5.096	1,000,000.00	1,018,956.50	4,531.25	18,934.43	0.9955	29	0.08	0.0005
VP4560000	124595	Principal	11/04/2019	11/01/2024	4.720	4.720	3,223,278.82	3,223,278.82	0.00	9,861.73	1.0000	0	0.01	0.0000
					<b>2.832</b>	<b>5.042</b>	<b>8,613,278.82</b>	<b>8,614,590.64</b>	<b>136,046.74</b>	<b>47,150.40</b>	<b>0.9842</b>	<b>70</b>	<b>0.19</b>	<b>0.0018</b>
<b>STANTON II REVENUE FUND 2020 POOLED LOAN</b>														
N/A	125409	Goldman Sachs M-Mkt	03/29/2021	11/01/2024	4.490	4.490	11.68	11.68	0.00	0.43	1.0000	0	0.01	0.0000
					<b>4.490</b>	<b>4.490</b>	<b>11.68</b>	<b>11.68</b>	<b>0.00</b>	<b>0.43</b>	<b>1.0000</b>	<b>0</b>	<b>0.01</b>	<b>0.0000</b>
<b>STANTON II SUBORDINATED DEBT FUND 2020</b>														
X9X9USDAC	125145	MORGAN STANLEY LIQ	07/27/2020	11/01/2024	4.530	4.530	48,457.53	48,457.53	0.00	44.96	1.0000	0	0.01	0.0000
					<b>4.530</b>	<b>4.530</b>	<b>48,457.53</b>	<b>48,457.53</b>	<b>0.00</b>	<b>44.96</b>	<b>1.0000</b>	<b>0</b>	<b>0.01</b>	<b>0.0000</b>
<b>STN2 Pool Summary</b>					<b>3.068</b>	<b>4.441</b>	<b>48,542,577.27</b>	<b>48,532,942.53</b>	<b>453,395.37</b>	<b>251,613.08</b>	<b>0.9907</b>	<b>80</b>	<b>0.22</b>	<b>0.0023</b>
<b>Tri City Contingency</b>														
24422EWS4	126819	CORP: JOHN DEERE	04/05/2024	03/03/2025	5.150	5.178	150,000.00	151,527.83	43.50	1,244.58	0.9997	122	0.33	0.0028
VP4560000	124597	Principal	11/04/2019	11/01/2024	4.720	4.720	191,233.93	191,233.93	0.00	808.23	1.0000	0	0.01	0.0000
					<b>4.909</b>	<b>4.921</b>	<b>341,233.93</b>	<b>342,761.76</b>	<b>43.50</b>	<b>2,052.81</b>	<b>0.9999</b>	<b>54</b>	<b>0.15</b>	<b>0.0012</b>
<b>Tri City General Reserve</b>														
06741FMG9	126824	CP: Barclays	04/11/2024	12/16/2024	0.000	5.550	400,000.00	398,426.45	14,552.67	0.00	0.9636	45	0.12	0.0007
07330MAB3	127036	CORP: Truist	10/31/2024	09/16/2025	3.625	4.667	250,000.00	249,570.68	2,225.00	1,132.81	0.9911	319	0.86	0.0122
3133ERMW8	126958	FFCB	07/30/2024	07/29/2025	4.750	4.809	400,000.00	406,941.56	228.00	4,855.56	0.9994	270	0.73	0.0095
63307LRG8	126952	CP: NATL BANK OF CAN	07/30/2024	04/16/2025	0.000	5.161	400,000.00	394,240.59	14,184.44	0.00	0.9645	166	0.45	0.0042
VP4560000	124598	Principal	11/04/2019	11/01/2024	4.720	4.720	99,585.67	99,585.67	0.00	1,357.55	1.0000	0	0.01	0.0000
					<b>2.114</b>	<b>5.062</b>	<b>1,549,585.67</b>	<b>1,548,764.95</b>	<b>31,190.11</b>	<b>7,345.92</b>	<b>0.9799</b>	<b>176</b>	<b>0.48</b>	<b>0.0057</b>
<b>Tri City O&amp;M</b>														
3133ERRC7	126982	FFCB	09/09/2024	08/27/2025	4.375	4.148	250,000.00	252,806.94	(530.00)	1,944.44	1.0021	299	0.81	0.0111
N/A	125283	TRI CITY SBA	11/05/2020	11/01/2024	5.010	5.010	1,586,794.49	1,586,794.49	0.00	220.83	1.0000	0	0.01	0.0000
VP4560000	124614	Principal	11/21/2019	11/01/2024	4.720	4.720	699,260.05	699,260.05	0.00	2,292.75	1.0000	0	0.01	0.0000
					<b>4.867</b>	<b>4.845</b>	<b>2,536,054.54</b>	<b>2,538,861.48</b>	<b>(530.00)</b>	<b>4,458.02</b>	<b>1.0002</b>	<b>29</b>	<b>0.09</b>	<b>0.0011</b>

# Investment Report

November 1, 2024

<u>CUSIP</u>	<u>ContNo</u>	<u>Issuer</u>	<u>Purchase Date</u>	<u>Maturity Date</u>	<u>Coupon</u>	<u>Yield to Maturity</u>	<u>Current Par</u>	<u>Market Value</u>	<u>(Premium)/Discount</u>	<u>Accrued Interest</u>	<u>Original Cost</u>	<u>Days To Maturity</u>	<u>Duration</u>	<u>Convexity</u>
<b>Tri City R&amp;R</b>														
07330MAB3	127033	CORP: Truist	10/31/2024	09/16/2025	3.625	4.667	250,000.00	249,570.68	2,225.00	1,132.81	0.9911	319	0.86	0.0122
24422EWS4	126818	CORP: JOHN DEERE	04/05/2024	03/03/2025	5.150	5.178	250,000.00	252,546.38	72.50	2,074.31	0.9997	122	0.33	0.0028
3130B2FY6	126973	FHLB	08/28/2024	08/21/2025	4.500	4.404	250,000.00	253,110.00	(225.00)	2,187.50	1.0009	293	0.79	0.0107
3133ERMW6	126957	FFCB	07/30/2024	07/29/2025	4.750	4.809	250,000.00	254,338.47	142.50	3,034.72	0.9994	270	0.73	0.0095
6174468C6	126934	CORP: MORGAN STANLEY	07/10/2024	07/23/2025	4.000	5.305	250,000.00	251,990.09	3,252.50	2,722.22	0.9870	264	0.71	0.0092
83368YNR4	126927	CP: Societe Generale	07/03/2024	03/21/2025	0.000	5.493	300,000.00	296,348.77	11,338.76	0.00	0.9622	140	0.38	0.0033
9128284R8	126898	US Treasury	06/07/2024	05/31/2025	2.875	5.119	250,000.00	250,920.38	5,302.73	3,024.25	0.9788	211	0.58	0.0066
91282CFX4	126789	US Treasury	02/21/2024	11/30/2024	4.500	5.096	250,000.00	254,739.13	1,132.75	4,733.61	0.9955	29	0.08	0.0005
VP4560000	124578	Principal	11/04/2019	11/01/2024	4.720	4.720	469,780.98	469,780.98	0.00	1,956.11	1.0000	0	0.01	0.0000
					<b>3.797</b>	<b>4.965</b>	<b>2,519,780.98</b>	<b>2,533,344.88</b>	<b>23,241.74</b>	<b>20,865.53</b>	<b>0.9908</b>	<b>166</b>	<b>0.45</b>	<b>0.0055</b>
<b>TRI Pool Summary</b>					<b>3.867</b>	<b>4.941</b>	<b>6,946,655.12</b>	<b>6,963,733.07</b>	<b>53,945.35</b>	<b>34,722.28</b>	<b>0.9922</b>	<b>113</b>	<b>0.31</b>	<b>0.0037</b>
<b>FMPA AS AGENT FOR UTILITIES COMMISSION NEW SMYRNA BEACH</b>														
31422XRZ7	125733	FAMCA	12/27/2021	12/27/2024	0.940	0.930	2,500,000.00	2,486,594.44	(725.00)	8,094.44	1.0003	56	0.15	0.0010
718172BM0	125727	CORP: PHILLIP MORRIS	12/22/2021	11/10/2024	3.250	1.080	4,306,000.00	4,369,890.85	(264,517.58)	66,473.88	1.0614	9	0.03	0.0002
912828YY0	125787	US Treasury	01/27/2022	12/31/2024	1.750	1.232	4,880,000.00	4,875,002.69	(72,472.49)	28,933.33	1.0149	60	0.16	0.0011
N/A	125737	UCNSB SBA	12/20/2021	11/01/2024	5.010	5.010	11,062,297.38	11,062,297.38	0.00	1,539.50	1.0000	0	0.01	0.0000
VP4560000	125725	Principal	12/20/2021	11/01/2024	4.720	4.720	379,278.40	379,278.40	0.00	1,604.29	1.0000	0	0.01	0.0000
					<b>3.550</b>	<b>3.035</b>	<b>23,127,575.78</b>	<b>23,173,063.76</b>	<b>(337,715.07)</b>	<b>106,645.44</b>	<b>1.0146</b>	<b>20</b>	<b>0.06</b>	<b>0.0004</b>
<b>UCNS Pool Summary</b>					<b>3.550</b>	<b>3.035</b>	<b>23,127,575.78</b>	<b>23,173,063.76</b>	<b>(337,715.07)</b>	<b>106,645.44</b>	<b>1.0146</b>	<b>20</b>	<b>0.06</b>	<b>0.0004</b>
<b>Open Investments</b>					<b>3.588</b>	<b>4.267</b>	<b>529,627,504.37</b>	<b>532,394,094.86</b>	<b>(41,313.95)</b>	<b>3,185,422.94</b>	<b>0.9987</b>	<b>313</b>	<b>0.81</b>	<b>0.0236</b>