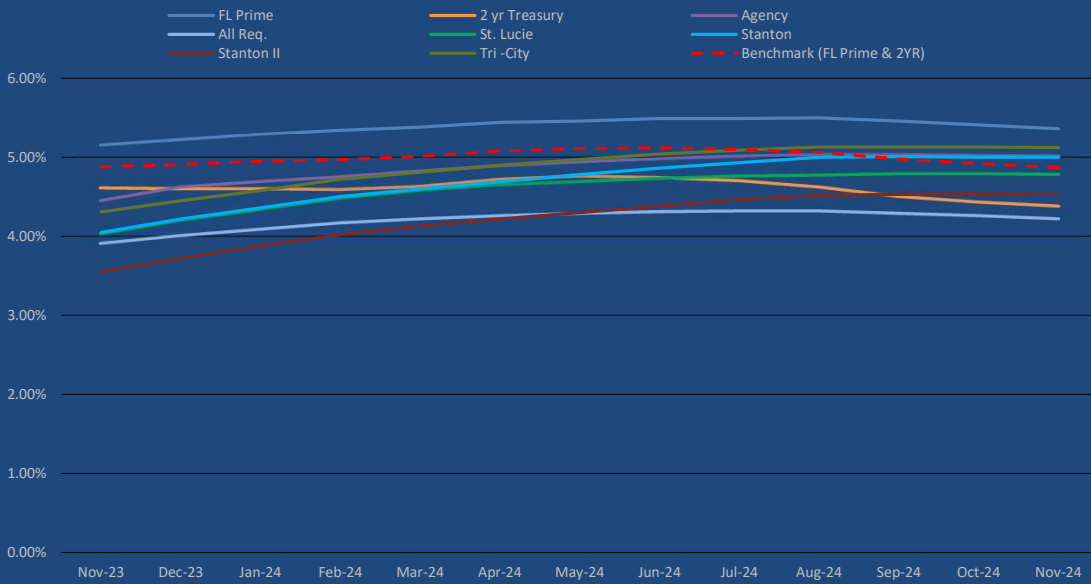
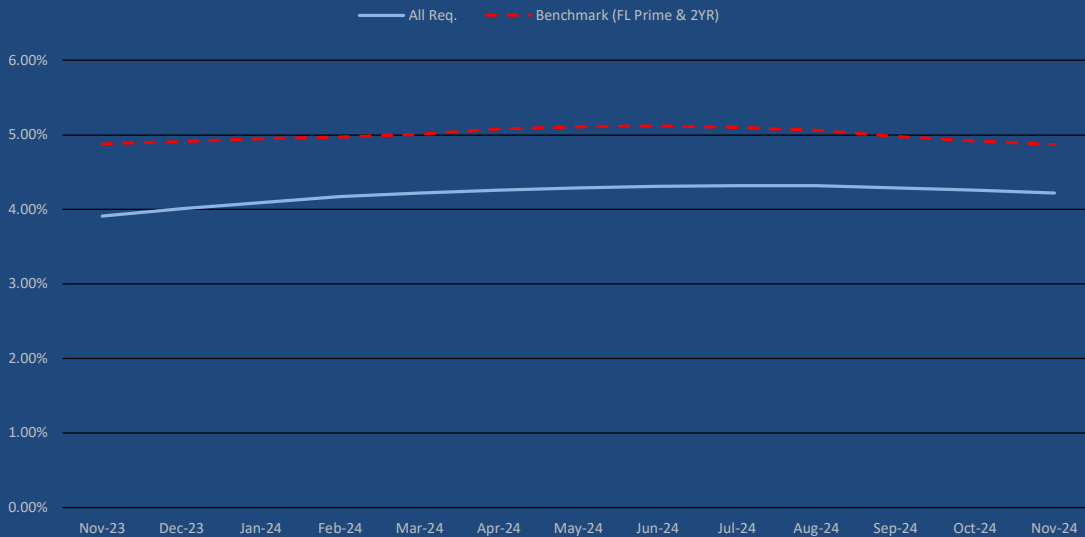


FMPA BOD Projects Rolling 12 Month Weighted Average Yield vs. Florida Prime and 2 YR Treasury (NOV 2023 - NOV 2024)



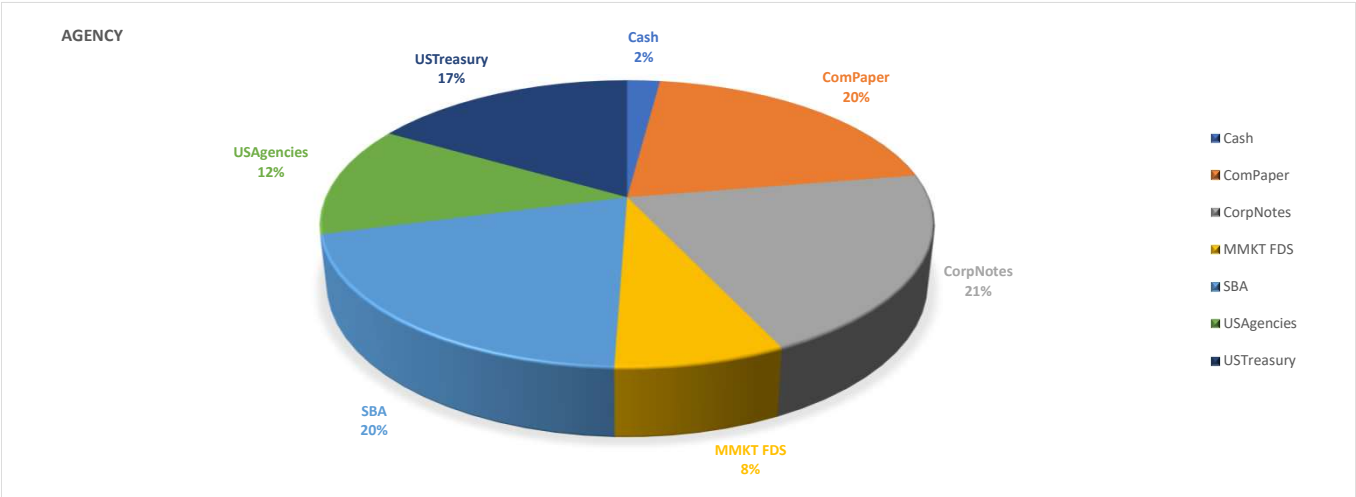
Rolling 12 month average	FL Prime	2 yr Treasury	Benchmark	Agency	All Req.	St. Lucie	Stanton	Stanton II	Tri-City
11/30/2023	5.15%	4.61%	4.88%	4.45%	3.91%	4.03%	4.05%	3.55%	4.31%
12/31/2023	5.22%	4.60%	4.91%	4.62%	4.01%	4.20%	4.22%	3.72%	4.45%
1/31/2024	5.29%	4.60%	4.95%	4.69%	4.09%	4.34%	4.36%	3.88%	4.58%
2/29/2024	5.34%	4.59%	4.97%	4.75%	4.17%	4.48%	4.50%	4.02%	4.72%
3/31/2024	5.38%	4.63%	5.01%	4.82%	4.22%	4.58%	4.60%	4.13%	4.81%
4/30/2024	5.44%	4.72%	5.08%	4.89%	4.26%	4.65%	4.69%	4.22%	4.90%
5/31/2024	5.46%	4.76%	5.11%	4.94%	4.29%	4.69%	4.78%	4.30%	4.97%
6/30/2024	5.49%	4.74%	5.12%	4.98%	4.31%	4.73%	4.86%	4.38%	5.04%
7/31/2024	5.49%	4.70%	5.10%	5.01%	4.32%	4.76%	4.93%	4.46%	5.09%
8/31/2024	5.50%	4.62%	5.06%	5.03%	4.32%	4.77%	5.00%	4.52%	5.13%
9/30/2024	5.46%	4.50%	4.98%	5.03%	4.29%	4.79%	5.01%	4.53%	5.13%
10/31/2024	5.41%	4.43%	4.92%	5.02%	4.26%	4.79%	5.00%	4.54%	5.13%
11/30/2024	5.36%	4.38%	4.87%	5.01%	4.22%	4.78%	5.00%	4.53%	5.12%

FMPA All-Requirements Rolling 12 Month Weighted Average Yield vs. Florida Prime and 2 Year Treasury (NOV 2023 - NOV 2024)

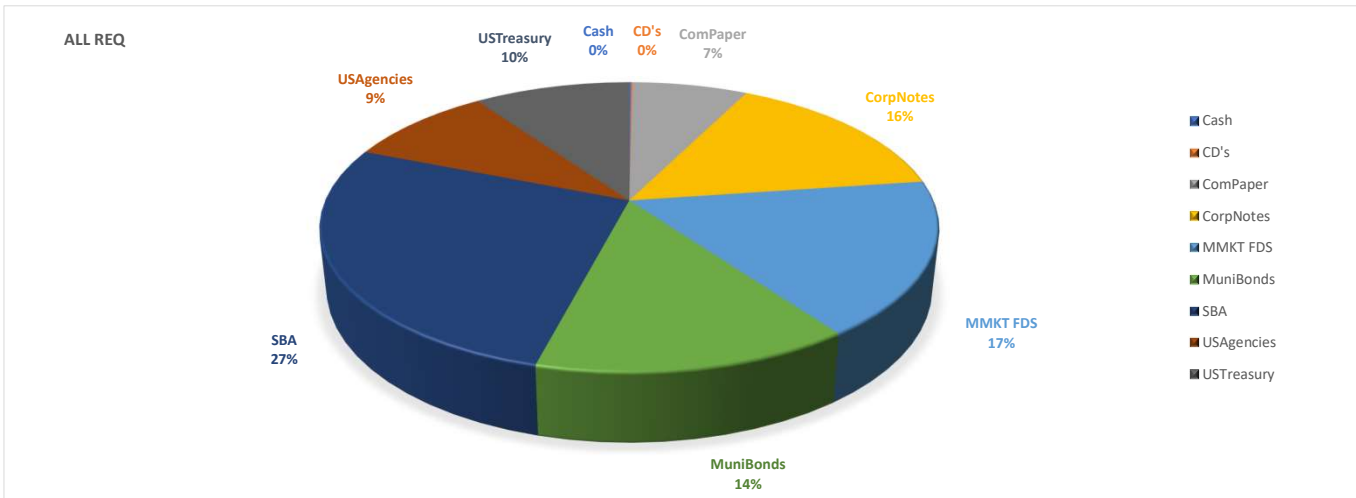


FMPA_MonthlyDiversification_Nov 2024

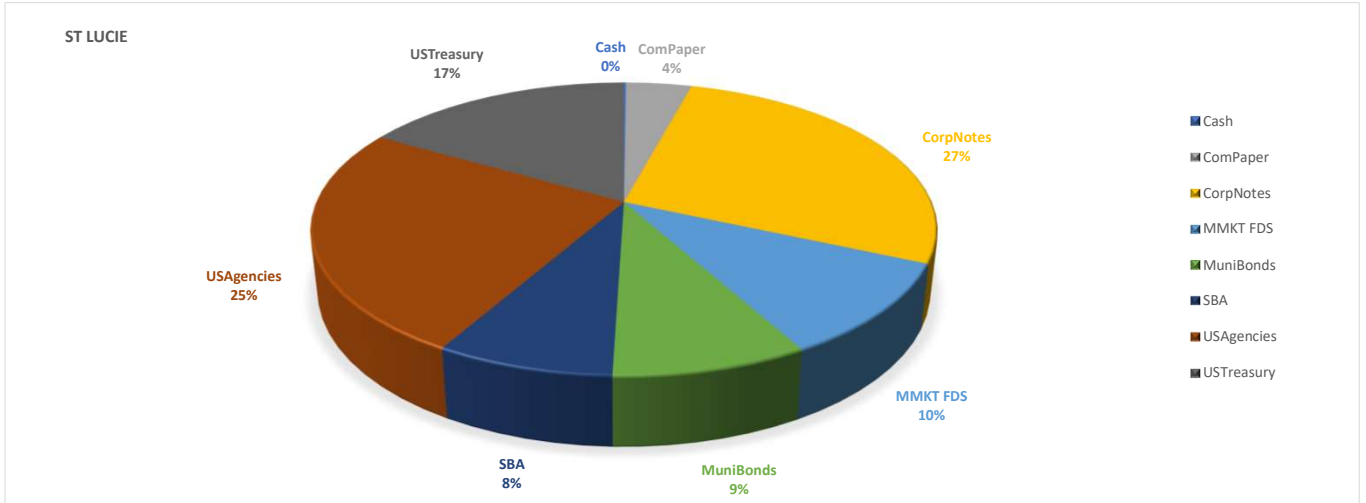
AGENCY		Cash	ComPaper	CorpNotes	MMKT FDS	SBA	USAgencies	USTreasury	Grand Total
AGN	250,000.00	-	-	-	-	-	-	-	250,000.00
AGN-DS23	-	-	-	48,800.68	-	-	-	-	48,800.68
AGN-O&M	-	2,471,142.79	2,498,472.80	870,745.90	2,472,125.53	1,516,186.53	2,016,395.60	-	11,845,069.15
AGN-REV23	-	-	-	3.85	-	-	-	-	3.85
Grand Total	250,000.00	2,471,142.79	2,498,472.80	919,550.43	2,472,125.53	1,516,186.53	2,016,395.60	-	12,143,873.68
% OF TOTAL	2%	20%	21%	8%	20%	12%	17%	-	100%



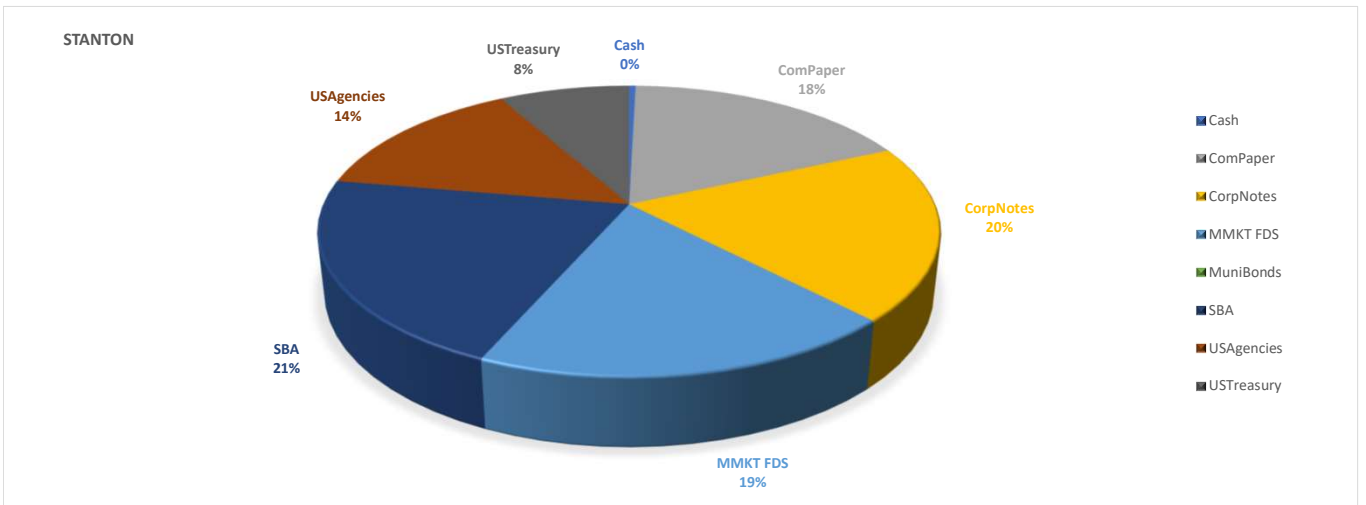
ALL REQ		Cash	CD's	ComPaper	CorpNotes	MMKT FDS	MuniBonds	SBA	USAgencies	USTreasury	Grand Total
ARP	250,000.00	-	-	-	-	-	-	-	-	-	250,000.00
ARP-2019A	-	-	-	-	-	6,171.92	-	-	-	2,074,010.01	2,080,181.93
ARP-21A DS	-	-	-	-	-	190,069.45	-	-	-	-	190,069.45
ARP-21B DS	-	-	-	-	-	246,476.93	-	-	-	-	246,476.93
ARP-21BSUB	-	-	-	-	16,141,160.51	1,594,932.51	20,682,910.02	27,488,197.31	5,872,300.83	-	71,779,501.18
ARP-CON13A	-	-	199,122.21	-	-	634,597.33	-	-	205,053.58	-	1,038,773.12
ARP-CONT	-	-	-	500,556.19	469,253.53	-	-	-	-	507,156.27	1,476,965.99
ARP-DS15B	-	-	-	-	6,976.99	-	-	-	-	1,898,542.97	1,905,519.96
ARP-DS16A	-	-	-	-	10,844.00	-	-	-	-	2,285,925.10	2,296,769.10
ARP-DS17A	-	-	-	-	5,509.41	-	-	-	-	4,396,429.24	4,401,938.65
ARP-DS17B	-	-	-	-	4,059.14	-	-	-	-	3,633,457.45	3,637,516.59
ARP-DS18A	-	-	-	-	361,680.77	-	-	-	-	-	361,680.77
ARP-GEN	-	233,601.79	2,490,123.72	505,574.62	2,116,400.95	976,561.21	-	-	3,050,580.98	-	9,372,843.27
ARP-O&M	-	-	8,405,396.08	8,152,435.47	25,894,315.81	995,037.50	32,656,330.21	2,050,535.83	999,775.82	79,153,826.72	
ARP-R&R	-	-	4,949,412.45	7,538,362.72	4,178,666.47	8,712,681.77	-	-	9,376,488.34	5,999,046.62	40,754,658.37
ARP-SOLAR	-	-	-	1,501,668.58	578,055.94	-	-	-	-	-	2,079,724.52
ARP-SUBDBT	-	-	-	-	2.75	-	-	-	-	-	2.75
Grand Total	250,000.00	233,601.79	16,044,054.46	34,339,758.09	36,298,013.90	31,367,190.50	60,144,527.52	20,554,959.56	21,794,343.48	-	221,026,449.30
% OF TOTAL	0%	0%	7%	16%	17%	14%	27%	9%	10%	-	100%



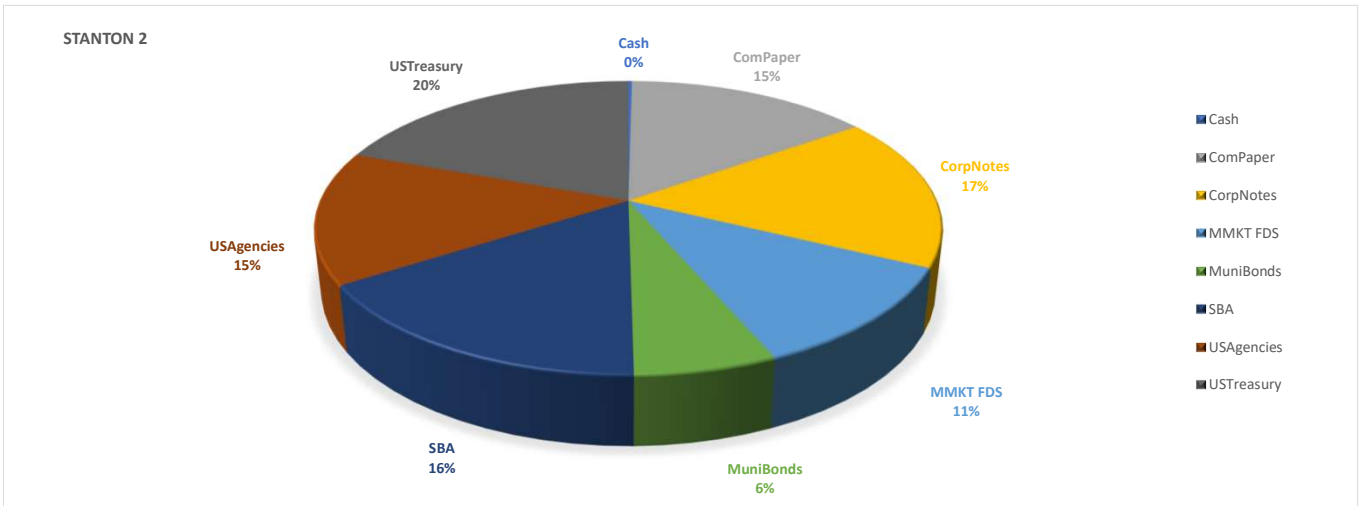
ST LUCIE											
	Cash	CD's	ComPaper	CorpNotes	MMKT FDS	MuniBonds	SBA	USAgencies	USTreasury	Grand Total	
SL	100,000.00	-	-	-	-	-	-	-	-	100,000.00	
STL NFS	-	-	-	1,001,723.67	1,323,266.36	1,992,503.33	-	1,276,530.03	2,281,051.30	7,875,074.69	
STL-CONT	-	-	-	990,690.66	553,752.03	469,946.08	-	-	504,604.78	2,518,993.55	
STL-DS13A	-	-	-	-	264,208.04	-	-	-	-	264,208.04	
STL-DS21A	-	-	-	-	336,984.54	-	-	-	-	336,984.54	
STL-DS21B	-	-	-	-	289,675.38	-	-	-	-	289,675.38	
STL-GEN	-	-	998,948.02	16,914,530.15	996,496.75	3,377,830.00	-	13,148,911.98	7,536,311.01	42,973,027.91	
STL-O&M	-	-	1,734,631.18	2,487,776.92	1,142,700.97	-	6,214,478.77	1,023,887.64	967,309.59	13,570,785.07	
STL-R&R	-	-	499,474.01	500,093.20	3,315,486.72	983,178.67	-	4,512,082.44	2,029,962.16	11,840,277.20	
Totals	100,000.00	-	3,233,053.21	21,894,814.60	8,222,570.79	6,823,458.08	6,214,478.77	19,961,412.09	13,319,238.84	79,769,026.38	
% OF TOTAL	0%	0%	4%	27%	10%	9%	8%	25%	17%	100%	



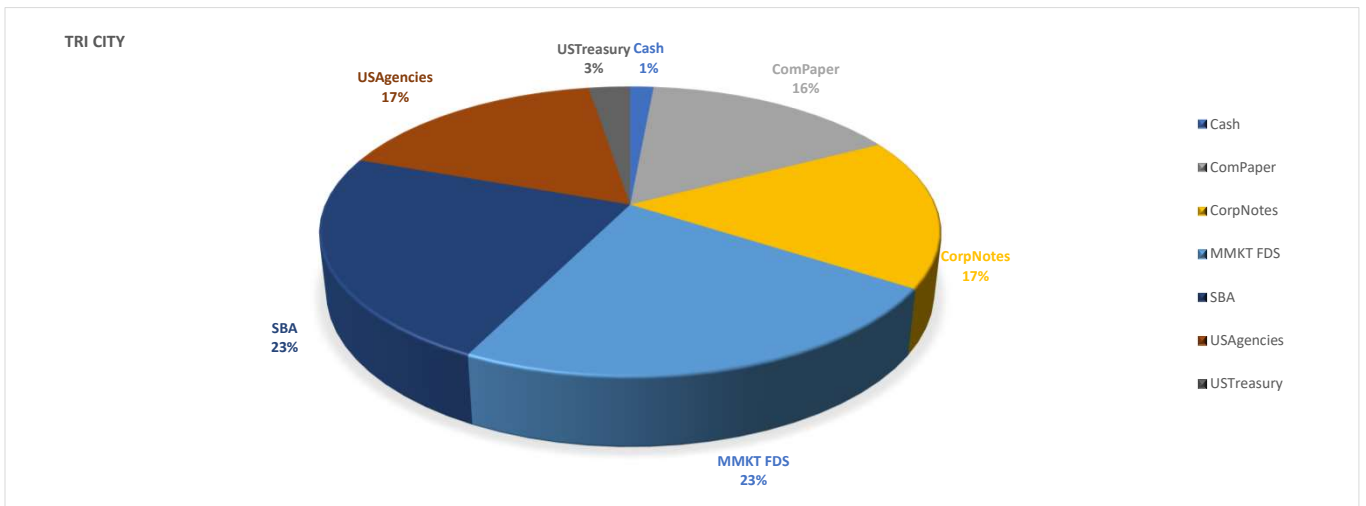
STANTON											
Row Labels	Cash	CD's	ComPaper	CorpNotes	MMKT FDS	MuniBonds	SBA	USAgencies	USTreasury	Grand Total	
STN	100,000.00	-	-	-	-	-	-	-	-	100,000.00	
STN-CONT	-	-	-	901,001.15	286,529.80	-	-	-	-	1,187,530.95	
STN-GEN	-	-	3,477,759.79	2,476,328.07	219,122.99	-	-	3,035,761.67	2,026,902.19	11,235,874.71	
STN-O&M	-	-	-	-	1,804,000.35	-	5,293,570.15	512,633.96	-	7,610,204.46	
STN-R&R	-	-	989,293.44	1,524,586.16	2,390,944.95	-	-	-	-	4,904,824.55	
Grand Total	100,000.00	-	4,467,053.23	4,901,915.38	4,700,598.09	-	5,293,570.15	3,548,395.63	2,026,902.19	25,038,434.67	
% OF TOTAL	0%	0%	18%	20%	19%	0%	21%	14%	8%	100%	



STANTON 2											
Row Labels	Cash	CD's	ComPaper	CorpNotes	MMKT FDS	MuniBonds	SBA	USAgencies	USTreasury	Grand Total	
STN2	100,000.00	-	-	-	-	-	-	-	-	100,000.00	
STN2-CONT	-	-	-	652,861.85	528,159.46	-	-	-	-	1,181,021.31	
STN2-DS17A	-	-	-	-	148,064.56	-	-	-	-	148,064.56	
STN2-DS17B	-	-	-	-	11,422.99	-	-	-	945,329.34	956,752.33	
STN2-DS20	-	-	-	-	1,041.80	-	-	-	-	1,041.80	
STN2-DS22A	-	-	-	-	8,691.34	-	-	-	1,051,789.53	1,060,480.87	
STN2-GEN	-	-	3,969,478.70	5,821,925.72	846,851.75	2,874,248.19	-	5,775,070.72	6,983,102.20	26,270,677.28	
STN2-O&M	-	-	-	-	905,764.76	-	7,477,668.54	-	-	8,383,433.30	
STN2-PR20	-	-	2,967,082.43	1,387,388.03	2,241,777.69	-	-	999,384.56	-	7,595,632.71	
STN2-R&R	-	-	-	-	11.72	-	-	-	-	11.72	
STN2-REV20	-	-	-	-	96,181.67	-	-	-	-	96,181.67	
Grand Total	100,000.00	-	6,936,561.13	7,862,175.60	4,787,967.74	2,874,248.19	7,477,668.54	6,774,455.28	8,980,221.07	45,793,297.55	
% OF TOTAL	0%	0%	15%	17%	11%	6%	16%	15%	20%	100%	



TRI CITY											
Row Labels	Cash	CD's	ComPaper	CorpNotes	MMKT FDS	MuniBonds	SBA	USAgencies	USTreasury	Grand Total	
TC	100,000.00	-	-	-	-	-	-	-	-	100,000.00	
TRI-CONT	-	-	-	152,102.69	192,004.91	-	-	-	-	344,107.60	
TRI-GEN	-	-	794,743.68	250,278.11	125,880.41	-	-	406,820.89	-	1,577,723.09	
TRI-O&M	-	-	-	-	781,616.79	-	1,593,144.98	252,639.65	-	2,627,401.42	
TRI-R&R	-	-	297,123.91	756,569.89	497,598.64	-	-	507,251.81	248,027.89	2,306,572.14	
Grand Total	100,000.00	-	1,091,867.59	1,158,950.69	1,597,107.75	-	1,593,144.98	1,166,712.35	248,027.89	6,955,804.25	
% OF TOTAL	1%	0%	16%	17%	23%	0%	23%	17%	3%	100%	



Investment Report

December 1, 2024

CUSIP	ContNo	Issuer	Purchase Date	Maturity Date	Coupon	Yield to Maturity	Current Par	Market Value	(Premium)/Discount	Accrued Interest	Original Cost	Days To Maturity	Duration	Convexity
Agency O&M														
06741FML8	126877	CP: Barclays	05/28/2024	12/20/2024	0.000	5.643	500,000.00	499,167.69	15,392.78	0.00	0.9692	19	0.05	0.0003
3130ARMR9	126749	FHLB - Callable	01/19/2024	04/28/2025	2.940	4.714	500,000.00	497,962.50	10,875.00	1,347.50	0.9783	148	0.41	0.0036
3133ERMK4	126962	FFCB	07/30/2024	01/26/2026	4.625	4.612	1,000,000.00	1,018,224.03	(180.00)	16,059.03	1.0002	421	1.12	0.0193
57629WCG3	126434	CORP: MASSMUTUAL	05/17/2023	01/11/2025	2.950	4.696	1,000,000.00	1,009,308.72	27,450.00	11,472.22	0.9726	41	0.12	0.0007
59217GEJ4	126821	CORP: METLIFE	04/05/2024	07/02/2025	0.950	5.210	1,000,000.00	983,589.46	50,600.00	3,931.94	0.9494	213	0.58	0.0065
6174468C6	126931	CORP: MORGAN STANLEY	07/10/2024	07/23/2025	4.000	5.305	500,000.00	505,574.62	6,505.00	7,111.11	0.9870	234	0.63	0.0077
62455FSE7	126987	CP: Mountcliff Fund	09/17/2024	05/14/2025	0.000	4.531	1,000,000.00	985,773.68	28,812.78	0.00	0.9712	164	0.45	0.0041
83369BS98	126981	CP: Societe Generale	09/09/2024	05/09/2025	0.000	4.662	1,000,000.00	986,201.42	29,981.11	0.00	0.9700	159	0.44	0.0039
912828XB1	126700	US Treasury	12/15/2023	05/15/2025	2.125	4.563	500,000.00	495,167.11	16,562.49	469.61	0.9669	165	0.45	0.0042
91282CGA3	126706	US Treasury	12/22/2023	12/15/2025	4.000	4.307	500,000.00	507,104.22	2,897.00	9,222.22	0.9942	379	1.01	0.0164
91282CGN5	126708	US Treasury	12/22/2023	02/28/2025	4.625	4.651	500,000.00	506,057.27	234.37	5,969.77	0.9995	89	0.24	0.0018
91282CHV6	126663	US Treasury	11/13/2023	08/31/2025	5.000	5.101	500,000.00	508,067.00	885.46	6,319.44	0.9982	273	0.74	0.0098
N/A	125278	AGENCY SBA	11/05/2020	12/02/2024	4.810	4.810	2,472,125.53	2,472,125.53	0.00	330.30	1.0000	1	0.00	0.0000
VP4560000	124711	Principal	11/26/2019	12/02/2024	4.520	4.520	870,745.90	870,745.90	0.00	6,002.72	1.0000	1	0.00	0.0000
					3.014	4.786	11,842,871.43	11,845,069.15	190,015.99	68,235.86	0.9840	140	0.38	0.0048
AGENCY PLOAN DEBT SVC 2023														
N/A	126765	Goldman Sachs M-Mkt	01/25/2024	12/02/2024	4.260	4.260	48,800.68	48,800.68	0.00	108.85	1.0000	1	0.00	0.0000
					4.260	4.260	48,800.68	48,800.68	0.00	108.85	1.0000	1	0.00	0.0000
AGENCY PLOAN REV EXP 2023														
N/A	126846	Goldman Sachs M-Mkt	03/25/2024	12/02/2024	4.260	4.260	3.85	3.85	0.00	0.00	1.0000	1	0.00	0.0000
					4.260	4.260	3.85	3.85	0.00	0.00	1.0000	1	0.00	0.0000
		AGN Pool Summary			3.019	4.784	11,891,675.96	11,893,873.68	190,015.99	68,344.71	0.9840	139	0.38	0.0048
ALL REQUIREMENTS 2013A CONSTRUCTION														
06741FQC4	126905	CP: Barclays	06/20/2024	03/12/2025	0.000	5.453	200,000.00	199,122.21	7,685.00	0.00	0.9616	101	0.28	0.0021
3133EPJ71	126686	FFCB	12/05/2023	12/04/2024	5.125	5.100	200,000.00	205,053.58	(47.60)	5,039.58	1.0002	3	0.01	0.0000
N/A	116079	Goldman Sachs M-Mkt	09/17/2013	12/02/2024	4.260	4.260	634,597.33	634,597.33	0.00	2,591.07	1.0000	1	0.00	0.0000
					3.604	4.653	1,034,597.33	1,038,773.12	7,637.40	7,630.65	0.9926	21	0.06	0.0004

Investment Report

December 1, 2024

<u>CUSIP</u>	<u>ContNo</u>	<u>Issuer</u>	<u>Purchase Date</u>	<u>Maturity Date</u>	<u>Coupon</u>	<u>Yield to Maturity</u>	<u>Current Par</u>	<u>Market Value</u>	<u>(Premium)/Discount</u>	<u>Accrued Interest</u>	<u>Original Cost</u>	<u>Days To Maturity</u>	<u>Duration</u>	<u>Convexity</u>
ALL REQUIREMENTS 2021B SUBORDINATE BOND PROCEED														
127145LF5	125506	MUNI: CACHE CNTY UT	05/27/2021	06/15/2025	3.000	0.660	1,975,000.00	1,985,707.13	(184,386.00)	27,320.83	1.0934	196	0.53	0.0060
160357XD6	125503	MUNI: CTY CHARLESTON	05/26/2021	03/01/2025	1.250	0.520	1,255,000.00	1,247,721.01	(34,098.35)	3,921.88	1.0272	90	0.25	0.0018
235308D75	125460	MUNI: DALLAS TX SCH	04/27/2021	08/15/2025	4.000	0.700	6,110,000.00	6,136,137.22	(852,528.30)	71,962.22	1.1395	257	0.69	0.0087
3133EMWH1	125451	FFCB	04/27/2021	04/21/2025	0.710	0.710	3,000,000.00	2,957,860.83	0.00	2,425.83	1.0000	141	0.39	0.0033
3135G05X7	125450	FNMA	04/27/2021	08/25/2025	0.375	0.692	3,000,000.00	2,914,440.00	40,470.00	3,000.00	0.9865	267	0.73	0.0090
35569PFG3	125498	MUNI: FREDERICK CNTY	05/17/2021	08/01/2025	3.000	0.637	1,630,000.00	1,630,644.67	(159,560.70)	16,300.00	1.0979	243	0.66	0.0080
37331NAJ0	125441	CORP:GEORGIA-PAC IFIC	04/27/2021	09/30/2025	1.750	1.130	4,000,000.00	3,924,997.76	(106,793.76)	11,861.11	1.0267	303	0.83	0.0112
68609TT81	125499	MUNI: Oregon State	05/18/2021	08/01/2025	0.803	0.666	1,300,000.00	1,268,899.67	(7,371.00)	3,479.67	1.0057	243	0.66	0.0078
74256LEE5	125440	CORP: PRINCIPAL LIFE	04/27/2021	06/23/2025	1.250	1.070	5,000,000.00	4,937,950.39	(36,450.00)	27,430.56	1.0073	204	0.56	0.0061
74368CAX2	125443	CORP: PROTECTIVELIFE	04/27/2021	07/15/2025	1.170	1.168	2,375,000.00	2,337,613.04	(155.61)	10,497.50	1.0001	226	0.62	0.0071
78015K7H1	125439	CORP: ROYAL BK CA	04/27/2021	06/10/2025	1.150	1.005	5,000,000.00	4,940,599.32	(29,149.99)	27,312.50	1.0058	191	0.52	0.0056
880591EW8	125720	MUNI: TVA	12/08/2021	05/15/2025	0.750	1.082	5,000,000.00	4,915,366.67	55,850.00	1,666.67	0.9888	165	0.45	0.0042
91417K2W0	125496	MUNI: UNIV COLORADO	05/17/2021	06/01/2025	2.347	0.650	3,690,000.00	3,498,433.65	(249,185.70)	43,302.15	1.0675	182	0.50	0.0051
N/A	125431	Goldman Sachs M-Mkt	04/15/2021	12/02/2024	4.260	4.260	1,594,932.51	1,594,932.51	0.00	5,940.94	1.0000	1	0.00	0.0000
N/A	125476	ARP 21B SUB SBA	04/30/2021	12/02/2024	4.810	4.810	27,488,197.31	27,488,197.31	0.00	3,672.73	1.0000	1	0.00	0.0000
					2.960	2.442	72,418,129.82	71,779,501.18	(1,563,359.41)	260,094.59	1.0216	128	0.35	0.0040
ALL REQUIREMENTS CONTINGENCY														
07330MAB3	127035	CORP: Truist	10/31/2024	09/16/2025	3.625	4.667	500,000.00	500,556.19	4,450.00	3,776.04	0.9911	289	0.78	0.0105
91282CKB6	127028	US Treasury	10/31/2024	02/28/2026	4.625	4.231	500,000.00	507,156.27	(2,542.58)	5,845.49	1.0051	454	1.21	0.0220
VP4560000	124582	Principal	11/04/2019	12/02/2024	4.520	4.520	469,253.53	469,253.53	0.00	1,854.74	1.0000	1	0.00	0.0000
					4.251	4.471	1,469,253.53	1,476,965.99	1,907.42	11,476.27	0.9987	253	0.68	0.0111
ALL REQUIREMENTS DEBT SERVICE 2015B														
912797MU8	127014	US Treasury	10/29/2024	03/27/2025	0.000	4.512	987,000.00	972,813.87	17,851.82	0.00	0.9819	116	0.32	0.0025
912797NS2	127044	US Treasury	11/26/2024	03/25/2025	0.000	4.509	939,000.00	925,729.10	13,602.92	0.00	0.9855	114	0.31	0.0024
N/A	118434	Goldman Sachs M-Mkt	01/28/2016	12/02/2024	4.260	4.260	6,976.99	6,976.99	0.00	134.78	1.0000	1	0.00	0.0000
					0.015	4.510	1,932,976.99	1,905,519.96	31,454.74	134.78	0.9837	115	0.31	0.0024
ALL REQUIREMENTS DEBT SERVICE 2016A														
912797MU8	127017	US Treasury	10/29/2024	03/27/2025	0.000	4.512	1,252,000.00	1,234,005.03	22,644.86	0.00	0.9819	116	0.32	0.0025
912797NS2	127047	US Treasury	11/26/2024	03/25/2025	0.000	4.509	1,067,000.00	1,051,920.07	15,457.20	0.00	0.9855	114	0.31	0.0024
N/A	118861	Goldman Sachs M-Mkt	05/12/2016	12/02/2024	4.260	4.260	10,844.00	10,844.00	0.00	6.43	1.0000	1	0.00	0.0000
					0.020	4.509	2,329,844.00	2,296,769.10	38,102.06	6.43	0.9836	115	0.31	0.0024

Investment Report

December 1, 2024

<u>CUSIP</u>	<u>ContNo</u>	<u>Issuer</u>	<u>Purchase Date</u>	<u>Maturity Date</u>	<u>Coupon</u>	<u>Yield to Maturity</u>	<u>Current Par</u>	<u>Market Value</u>	<u>(Premium)/Discount</u>	<u>Accrued Interest</u>	<u>Original Cost</u>	<u>Days To Maturity</u>	<u>Duration</u>	<u>Convexity</u>
ALL REQUIREMENTS DEBT SERVICE 2017A														
912797MU8	127013	US Treasury	10/29/2024	03/27/2025	0.000	4.512	2,240,000.00	2,207,804.53	40,514.77	0.00	0.9819	116	0.32	0.0025
912797NS2	127046	US Treasury	11/26/2024	03/25/2025	0.000	4.509	2,220,000.00	2,188,624.71	32,160.25	0.00	0.9855	114	0.31	0.0024
N/A	120615	Goldman Sachs M-Mkt	06/30/2017	12/02/2024	4.260	4.260	5,509.41	5,509.41	0.00	276.94	1.0000	1	0.00	0.0000
					0.005	4.510	4,465,509.41	4,401,938.65	72,675.02	276.94	0.9837	115	0.31	0.0025
ALL REQUIREMENTS DEBT SERVICE 2017B														
912797MU8	127015	US Treasury	10/29/2024	03/27/2025	0.000	4.512	1,868,000.00	1,841,151.27	33,786.42	0.00	0.9819	116	0.32	0.0025
912797NS2	127045	US Treasury	11/26/2024	03/25/2025	0.000	4.509	1,818,000.00	1,792,306.18	26,336.64	0.00	0.9855	114	0.31	0.0024
N/A	120616	Goldman Sachs M-Mkt	06/30/2017	12/02/2024	4.260	4.260	4,059.14	4,059.14	0.00	226.75	1.0000	1	0.00	0.0000
					0.005	4.510	3,690,059.14	3,637,516.59	60,123.06	226.75	0.9837	115	0.31	0.0025
ALL REQUIREMENTS DEBT SERVICE 2018A														
N/A	122318	Goldman Sachs M-Mkt	07/26/2018	12/02/2024	4.260	4.260	361,680.77	361,680.77	0.00	819.15	1.0000	1	0.00	0.0000
					4.260	4.260	361,680.77	361,680.77	0.00	819.15	1.0000	1	0.00	0.0000
ALL REQUIREMENTS DEBT SERVICE 2019A														
912797MU8	127016	US Treasury	10/29/2024	03/27/2025	0.000	4.512	1,059,000.00	1,043,779.01	19,154.08	0.00	0.9819	116	0.32	0.0025
912797NS2	127043	US Treasury	11/26/2024	03/25/2025	0.000	4.509	1,045,000.00	1,030,231.00	15,138.50	0.00	0.9855	114	0.31	0.0024
N/A	124837	Goldman Sachs M-Mkt	11/25/2019	12/02/2024	4.260	4.260	6,171.92	6,171.92	0.00	144.54	1.0000	1	0.00	0.0000
					0.012	4.510	2,110,171.92	2,080,181.93	34,292.58	144.54	0.9837	115	0.31	0.0024
ALL REQUIREMENTS DEBT SERVICE 2021A														
N/A	125470	Goldman Sachs M-Mkt	04/30/2021	12/02/2024	4.260	4.260	190,069.45	190,069.45	0.00	433.42	1.0000	1	0.00	0.0000
					4.260	4.260	190,069.45	190,069.45	0.00	433.42	1.0000	1	0.00	0.0000
ALL REQUIREMENTS DEBT SERVICE 2021B														
N/A	125477	Goldman Sachs M-Mkt	05/04/2021	12/02/2024	4.260	4.260	246,476.93	246,476.93	0.00	560.99	1.0000	1	0.00	0.0000
					4.260	4.260	246,476.93	246,476.93	0.00	560.99	1.0000	1	0.00	0.0000
ALL REQUIREMENTS GENERAL RESERVE														
06741FMG9	126836	CP: Barclays	04/24/2024	12/16/2024	0.000	5.550	500,000.00	499,342.69	17,273.92	0.00	0.0555	15	0.04	0.0002
06741FML8	126878	CP: Barclays	05/28/2024	12/20/2024	0.000	5.643	500,000.00	499,167.69	15,392.78	0.00	0.9692	19	0.05	0.0003
06741FQC4	126906	CP: Barclays	06/20/2024	03/12/2025	0.000	5.453	500,000.00	497,805.53	19,212.50	0.00	0.9616	101	0.28	0.0021
254673MP8	126585	CD: Discover Bank	08/23/2023	02/22/2028	3.000	3.000	245,000.00	233,601.79	0.00	2,033.84	1.0000	1,178	3.07	0.1148
3130AWS92	126736	FHLB	01/05/2024	09/12/2025	4.875	4.540	1,000,000.00	1,013,047.92	(5,317.00)	10,697.92	1.0053	285	0.77	0.0103
3130AYCN4	126732	FHLB	01/05/2024	01/03/2025	4.750	4.860	1,000,000.00	1,019,462.78	1,060.00	19,527.78	0.9989	33	0.09	0.0005
3130AYDV5	126738	FHLB - Callable	01/08/2024	01/08/2026	4.850	4.850	1,000,000.00	1,018,070.28	0.00	19,265.28	1.0000	403	1.07	0.0180
341271AE4	127001	MUNI: FLORIDA SBA	10/16/2024	07/01/2027	1.705	4.440	1,000,000.00	976,561.21	69,090.00	7,104.17	0.9309	942	2.51	0.0780
45685QPA1	126871	CP: ING Funding	05/08/2024	02/10/2025	0.000	5.575	1,000,000.00	993,807.81	40,628.12	0.00	0.9594	71	0.19	0.0013
6174468C6	126933	CORP: MORGAN STANLEY	07/10/2024	07/23/2025	4.000	5.305	500,000.00	505,574.62	6,505.00	7,111.11	0.9870	234	0.63	0.0077
91282CFX4	126843	US Treasury	04/24/2024	11/30/2024	4.500	5.096	0.00	0.00	0.00	0.00	0.0510	(1)	0.00	0.0000
VP4560000	124710	Principal	11/25/2019	12/02/2024	4.520	4.520	2,116,400.95	2,116,400.95	0.00	8,368.02	1.0000	1	0.00	0.0000
					3.042	4.865	9,361,400.95	9,372,843.27	163,845.32	74,108.12	0.9339	236	0.63	0.0151

Investment Report

December 1, 2024

<u>CUSIP</u>	<u>ContNo</u>	<u>Issuer</u>	<u>Purchase Date</u>	<u>Maturity Date</u>	<u>Coupon</u>	<u>Yield to Maturity</u>	<u>Current Par</u>	<u>Market Value</u>	<u>(Premium)/Discount</u>	<u>Accrued Interest</u>	<u>Original Cost</u>	<u>Days To Maturity</u>	<u>Duration</u>	<u>Convexity</u>
ALL REQUIREMENTS O&M														
24422EWS4	126820	CORP: JOHN DEERE	04/05/2024	03/03/2025	5.150	5.178	3,000,000.00	3,042,053.82	870.00	37,766.67	0.9997	92	0.25	0.0019
29449WAP2	126992	CORP: EQH	10/16/2024	12/02/2025	5.500	4.486	3,000,000.00	3,114,493.06	(32,910.00)	82,041.67	1.0110	366	0.96	0.0157
3133EPJ71	126692	FFCB	12/05/2023	12/04/2024	5.125	5.100	2,000,000.00	2,050,535.83	(476.00)	50,395.83	1.0002	3	0.01	0.0000
45685QPA1	126868	CP: ING Funding	05/08/2024	02/10/2025	0.000	5.575	2,000,000.00	1,987,615.62	81,256.24	0.00	0.9594	71	0.19	0.0013
62455FTG1	126995	CP: Mountcliff Fund	10/16/2024	06/16/2025	0.000	4.641	3,000,000.00	2,948,879.53	89,910.00	0.00	0.9700	197	0.54	0.0054
63307LRG8	126955	CP: NATL BANK OF CAN	07/30/2024	04/16/2025	0.000	5.161	1,000,000.00	988,173.84	35,461.11	0.00	0.9645	136	0.37	0.0031
63307LSU6	126900	CP: NATL BANK OF CAN	06/07/2024	05/28/2025	0.000	5.430	2,500,000.00	2,480,727.09	126,961.80	0.00	0.9492	178	0.49	0.0047
68608VDV3	125401	MUNI: Oregon State	03/26/2021	05/01/2025	3.069	0.900	1,000,000.00	995,037.50	(87,050.00)	2,557.50	1.0871	151	0.41	0.0037
808513AX3	126960	CORP: SCHWAB	07/30/2024	05/21/2025	3.850	5.191	2,000,000.00	1,995,888.59	21,080.00	2,138.89	0.9895	171	0.47	0.0044
91282CDS7	126813	US Treasury	04/04/2024	01/15/2025	1.125	5.125	1,000,000.00	999,775.82	30,234.37	4,249.32	0.9698	45	0.12	0.0007
N/A	125279	All Req. SBA	11/05/2020	12/02/2024	4.810	4.810	32,656,330.21	32,656,330.21	0.00	4,363.25	1.0000	1	0.00	0.0000
VP4560000	124611	Principal	11/21/2019	12/02/2024	4.520	4.520	25,894,315.81	25,894,315.81	0.00	101,094.66	1.0000	1	0.00	0.0000
					4.152	4.725	79,050,646.02	79,153,826.72	265,337.52	284,607.79	0.9966	42	0.11	0.0013
ALL REQUIREMENTS RENEWAL & REPLACEMENT														
037833BY5	125408	CORP: APPLE INC	03/30/2021	02/23/2026	3.250	1.233	1,500,000.00	1,493,650.56	(143,370.00)	13,270.83	1.0956	449	1.21	0.0216
283770NU5	125405	MUNI: EL PASO SCHOOL	03/29/2021	08/15/2026	5.000	0.996	1,500,000.00	1,536,068.58	(313,680.00)	22,083.33	1.2091	622	1.64	0.0370
3130AWLY4	126772	FHLB	02/08/2024	06/13/2025	5.125	4.594	1,500,000.00	1,540,510.00	(10,200.00)	35,875.00	1.0068	194	0.52	0.0059
3130AYCN4	126734	FHLB	01/08/2024	01/03/2025	4.750	4.835	1,500,000.00	1,529,194.17	1,223.08	29,291.67	0.9992	33	0.09	0.0005
3133EPCW3	126329	FFCB	03/10/2023	03/10/2025	5.000	5.170	750,000.00	759,300.00	2,393.35	8,437.50	0.9968	99	0.27	0.0020
3133ERUK5	126989	FFCB - Callable	09/23/2024	09/23/2026	4.020	4.020	3,500,000.00	3,491,944.17	0.00	26,576.67	1.0000	661	1.75	0.0410
31424WJZ6	126902	FAMCA	06/10/2024	06/10/2026	5.240	5.240	2,000,000.00	2,055,540.00	0.00	49,780.00	1.0000	556	1.45	0.0303
63743HFE7	126514	CORP: Natl Rural Ut	07/12/2023	06/15/2025	3.450	5.400	1,000,000.00	1,010,122.07	35,232.60	15,908.33	0.9648	196	0.53	0.0061
63873JPT1	126983	CP: NATIXIS NY	09/09/2024	02/27/2025	0.000	4.856	3,000,000.00	2,977,009.61	66,547.50	0.00	0.9778	88	0.24	0.0017
64971XEK0	125399	MUNI: NYC Trans Fin	03/25/2021	08/01/2026	3.430	1.110	1,500,000.00	1,490,765.00	(180,225.00)	17,150.00	1.1202	608	1.62	0.0359
64971XEK0	125403	MUNI: NYC Trans Fin	03/29/2021	08/01/2026	3.430	1.106	1,500,000.00	1,490,765.00	(180,225.00)	17,150.00	1.1202	608	1.62	0.0359
64971XJB5	126774	MUNI: NYC	02/09/2024	11/01/2025	2.740	4.530	1,450,000.00	1,429,545.33	42,717.00	3,310.83	0.9705	335	0.92	0.0133
6944PL2B4	126739	CORP: PACIFIC LIFE	01/09/2024	06/24/2025	1.200	4.940	1,500,000.00	1,480,718.15	77,925.00	8,000.00	0.9481	205	0.56	0.0062
74153WCQ0	126875	CORP: PRICOA GL FD	05/09/2024	12/06/2024	1.150	5.503	2,000,000.00	2,010,242.83	48,643.50	11,180.56	0.9757	5	0.01	0.0001
74153WCR8	126804	CORP: PRICOA GL FD	03/22/2024	08/28/2025	4.200	5.162	1,530,000.00	1,543,629.11	20,393.78	16,600.50	0.9867	270	0.73	0.0095
83369BS98	126984	CP: Societe Generale	09/09/2024	05/09/2025	0.000	4.662	2,000,000.00	1,972,402.84	59,962.22	0.00	0.9700	159	0.44	0.0039
882724RB5	125406	MUNI: STATE OF TEXAS	03/29/2021	10/01/2026	5.000	0.964	2,000,000.00	2,037,588.67	(431,860.00)	16,666.67	1.2159	669	1.76	0.0417
902273WX5	121455	MUNI: TYLER	12/08/2017	02/15/2026	5.000	1.870	700,000.00	727,949.19	(165,564.00)	10,271.74	1.2365	441	1.18	0.0211
912797LX3	126993	US Treasury	10/16/2024	01/09/2025	0.000	4.624	4,000,000.00	3,980,465.23	42,500.00	0.00	0.9894	39	0.11	0.0006
91282CJT9	126751	US Treasury	01/19/2024	01/15/2027	4.000	4.135	2,000,000.00	2,018,581.39	7,500.00	30,217.39	0.9963	775	2.03	0.0537
VP4560000	124585	Principal	11/04/2019	12/02/2024	4.520	4.520	4,178,666.47	4,178,666.47	0.00	25,177.49	1.0000	1	0.00	0.0000
					3.056	3.947	40,608,666.47	40,754,658.37	(1,020,085.97)	356,948.51	1.0251	311	0.83	0.0168

Investment Report

December 1, 2024

CUSIP	ContNo	Issuer	Purchase Date	Maturity Date	Coupon	Yield to Maturity	Current Par	Market Value	(Premium)/Discount	Accrued Interest	Original Cost	Days To Maturity	Duration	Convexity
ALL REQUIREMENTS SOLAR O&M														
07330MAB3	127034	CORP: Truist	10/31/2024	09/16/2025	3.625	4.667	1,500,000.00	1,501,668.58	13,350.00	11,328.13	0.9911	289	0.78	0.0105
VP4560000	125040	Principal	04/27/2020	12/02/2024	4.520	4.520	578,055.94	578,055.94	0.00	2,284.67	1.0000	1	0.00	0.0000
					3.874	4.626	2,078,055.94	2,079,724.52	13,350.00	13,612.80	0.9936	209	0.57	0.0076
ALL REQUIREMENTS SUBORDINATE DEBT														
N/A	125086	Goldman Sachs M-Mkt	05/29/2020	12/02/2024	4.260	4.260	2.75	2.75	0.00	0.00	1.0000	1	0.00	0.0000
					4.260	4.260	2.75	2.75	0.00	0.00	1.0000	1	0.00	0.0000
		ARP Pool Summary			3.238	3.823	221,347,541.42	220,776,449.30	(1,894,720.26)	1,011,081.73	1.0065	135	0.36	0.0058
Bushnell Rate Stabilization Fund														
VP4560000	124580	Principal	11/04/2019	12/02/2024	4.520	4.520	86,849.61	86,849.61	0.00	343.37	1.0000	1	0.00	0.0000
					4.520	4.520	86,849.61	86,849.61	0.00	343.37	1.0000	1	0.00	0.0000
		BUSH Pool Summary			4.520	4.520	86,849.61	86,849.61	0.00	343.37	1.0000	1	0.00	0.0000
FMPA CLEWISTON PL 2021 DEBT SERVICE FUND														
N/A	126074	Goldman Sachs M-Mkt	08/31/2021	12/02/2024	4.260	4.260	234.44	234.44	0.00	0.89	1.0000	1	0.00	0.0000
					4.260	4.260	234.44	234.44	0.00	0.89	1.0000	1	0.00	0.0000
FMPA CLEWISTON PL 2021 REVENUE & EXPENSE														
N/A	126075	Goldman Sachs M-Mkt	09/23/2022	12/02/2024	4.260	4.260	33.24	33.24	0.00	0.09	1.0000	1	0.00	0.0000
					4.260	4.260	33.24	33.24	0.00	0.09	1.0000	1	0.00	0.0000
		CLEW Pool Summary			4.260	4.260	267.68	267.68	0.00	0.98	1.0000	1	0.00	0.0000
FMPA Pool Loan Working Capital														
VP4560000	124586	Principal	11/04/2019	12/02/2024	4.520	4.520	18,839.21	18,839.21	0.00	76.81	1.0000	1	0.00	0.0000
					4.520	4.520	18,839.21	18,839.21	0.00	76.81	1.0000	1	0.00	0.0000
		FMPA Pool Summary			4.520	4.520	18,839.21	18,839.21	0.00	76.81	1.0000	1	0.00	0.0000
FMPA PL HOMESTEAD PROJECT FUND 2021														
N/A	125532	Goldman Sachs M-Mkt	06/28/2021	12/02/2024	4.260	4.260	4,170,615.60	4,170,615.60	0.00	16,076.29	1.0000	1	0.00	0.0000
					4.260	4.260	4,170,615.60	4,170,615.60	0.00	16,076.29	1.0000	1	0.00	0.0000
FMPA PL HOMESTEAD REVENUE EXPENSE FUND 2021														
N/A	125848	Goldman Sachs M-Mkt	03/25/2022	04/04/2042	4.260	4.260	22.02	22.02	0.00	0.07	1.0000	6,333	17.34	3.0927
					4.260	4.260	22.02	22.02	0.00	0.07	1.0000	6,333	17.34	3.0927
HOMESTEAD PL DEBT SERVICE 2022														
N/A	126363	Goldman Sachs M-Mkt	03/16/2023	12/02/2024	4.260	4.260	282.66	282.66	0.00	1.03	1.0000	1	0.00	0.0000
					4.260	4.260	282.66	282.66	0.00	1.03	1.0000	1	0.00	0.0000
HOMESTEAD PL PROJECT FUND 2022														
N/A	126181	Goldman Sachs M-Mkt	11/17/2022	12/02/2024	4.260	4.260	4,997,745.82	4,997,745.82	0.00	18,723.92	1.0000	1	0.00	0.0000
					4.260	4.260	4,997,745.82	4,997,745.82	0.00	18,723.92	1.0000	1	0.00	0.0000

Investment Report

December 1, 2024

<u>CUSIP</u>	<u>ContNo</u>	<u>Issuer</u>	<u>Purchase Date</u>	<u>Maturity Date</u>	<u>Coupon</u>	<u>Yield to Maturity</u>	<u>Current Par</u>	<u>Market Value</u>	<u>(Premium)/Discount</u>	<u>Accrued Interest</u>	<u>Original Cost</u>	<u>Days To Maturity</u>	<u>Duration</u>	<u>Convexity</u>
HOMESTEAD PL REVENUE EXPESNE 2022														
N/A	126364	Goldman Sachs M-Mkt	03/16/2023	12/02/2024	4.260	4.260	18.66	18.66	0.00	0.05	1.0000	1	0.00	0.0000
					4.260	4.260	18.66	18.66	0.00	0.05	1.0000	1	0.00	0.0000
		HMST Pool Summary			4.260	4.260	9,168,684.76	9,168,684.76	0.00	34,801.36	1.0000	1	0.00	0.0000
FMPA PL HOMESTEAD DEBT SERVICE 2021														
N/A	125650	Goldman Sachs M-Mkt	09/24/2021	12/02/2024	4.260	4.260	161.51	161.51	0.00	0.62	1.0000	1	0.00	0.0000
					4.260	4.260	161.51	161.51	0.00	0.62	1.0000	1	0.00	0.0000
		HOME Pool Summary			4.260	4.260	161.51	161.51	0.00	0.62	1.0000	1	0.00	0.0000
Kissimmee Rate Stabilization Fund														
VP4560000	124581	Principal	11/04/2019	12/02/2024	4.520	4.520	15,036.67	15,036.67	0.00	687.00	1.0000	1	0.00	0.0000
					4.520	4.520	15,036.67	15,036.67	0.00	687.00	1.0000	1	0.00	0.0000
		KUA Pool Summary			4.520	4.520	15,036.67	15,036.67	0.00	687.00	1.0000	1	0.00	0.0000
FMPA PL BUSHNELL Debt Service														
N/A	124748	Goldman Sachs M-Mkt	12/10/2019	12/02/2024	4.260	4.260	699.99	699.99	0.00	2.61	1.0000	1	0.00	0.0000
					4.260	4.260	699.99	699.99	0.00	2.61	1.0000	1	0.00	0.0000
FMPA PL BUSHNELL Revenue Fund														
N/A	125799	Goldman Sachs M-Mkt	02/01/2022	12/02/2024	4.260	4.260	34.32	34.32	0.00	0.09	1.0000	1	0.00	0.0000
					4.260	4.260	34.32	34.32	0.00	0.09	1.0000	1	0.00	0.0000
		POOL Pool Summary			4.260	4.260	734.31	734.31	0.00	2.70	1.0000	1	0.00	0.0000
St Lucie Contingency														
052404QH6	126702	MUNI: Austin College	12/19/2023	02/01/2027	1.361	4.476	500,000.00	469,946.08	44,855.00	2,268.33	0.9103	792	2.13	0.0572
6944PL2B4	125378	CORP: PACIFIC LIFE	02/19/2021	06/24/2025	1.200	0.849	500,000.00	493,572.71	(7,450.00)	2,666.67	1.0149	205	0.56	0.0062
75951AAP3	126415	CORP: Reliance Stand	04/28/2023	05/07/2025	2.750	5.090	500,000.00	497,117.95	22,248.88	916.67	0.9555	157	0.43	0.0039
91282CJE2	127029	US Treasury	10/31/2024	10/31/2025	5.000	4.308	500,000.00	504,604.78	(3,417.97)	2,152.78	1.0068	334	0.90	0.0131
VP4560000	124587	Principal	11/04/2019	12/02/2024	4.520	4.520	553,752.03	553,752.03	0.00	2,183.03	1.0000	1	0.00	0.0000
					2.999	3.863	2,553,752.03	2,518,993.55	56,235.91	10,187.48	0.9780	292	0.79	0.0157
St Lucie Debt Service 2013A														
X9X9USDADM1	123469	MORGAN STANLEY LIQ	03/05/2019	12/02/2024	4.330	4.330	264,208.04	264,208.04	0.00	606.12	1.0000	1	0.00	0.0000
					4.330	4.330	264,208.04	264,208.04	0.00	606.12	1.0000	1	0.00	0.0000
ST LUCIE DEBT SERVICE 2021A														
X9X9USDADM1	125669	MORGAN STANLEY LIQ	10/20/2021	12/02/2024	4.330	4.330	336,984.54	336,984.54	0.00	773.30	1.0000	1	0.00	0.0000
					4.330	4.330	336,984.54	336,984.54	0.00	773.30	1.0000	1	0.00	0.0000
ST LUCIE DEBT SERVICE 2021B														
X9X9USDADM1	126049	MORGAN STANLEY LIQ	07/27/2022	12/02/2024	4.330	4.330	289,675.38	289,675.38	0.00	664.31	1.0000	1	0.00	0.0000
					4.330	4.330	289,675.38	289,675.38	0.00	664.31	1.0000	1	0.00	0.0000

Investment Report

December 1, 2024

<u>CUSIP</u>	<u>ContNo</u>	<u>Issuer</u>	<u>Purchase Date</u>	<u>Maturity Date</u>	<u>Coupon</u>	<u>Yield to Maturity</u>	<u>Current Par</u>	<u>Market Value</u>	<u>(Premium)/Discount</u>	<u>Accrued Interest</u>	<u>Original Cost</u>	<u>Days To Maturity</u>	<u>Duration</u>	<u>Convexity</u>
St Lucie Decommissioning														
06051GFX2	126371	CORP: BANK OF AMER	04/18/2023	04/19/2026	3.500	4.685	5,000,000.00	4,966,041.33	164,200.00	20,416.67	0.9672	504	1.36	0.0261
06418GAK3	126980	Bank of Nova Scotia	08/28/2024	08/01/2029	5.450	4.462	5,000,000.00	5,411,686.21	(216,050.00)	90,833.33	1.0432	1,704	4.13	0.1999
06741FRG4	126997	CP: Barclays	10/16/2024	04/16/2025	0.000	4.732	10,000,000.00	9,881,738.36	230,533.33	0.00	0.9769	136	0.37	0.0031
10921U2L1	126970	CORP: BRIGHTHOUSE	08/16/2024	06/10/2029	5.650	5.090	6,365,000.00	6,982,054.70	(150,023.05)	170,820.69	1.0236	1,652	3.98	0.1870
10921U2L1	126971	CORP: BRIGHTHOUSE	08/16/2024	06/10/2029	5.650	5.070	3,635,000.00	3,987,394.97	(88,803.05)	97,554.31	1.0244	1,652	3.98	0.1870
17325FBK3	126998	Corp: Citibank	10/18/2024	08/06/2029	4.838	4.472	10,000,000.00	10,540,244.97	(156,000.00)	154,547.22	1.0156	1,709	4.19	0.2047
25160PAM9	126903	Deutsche Bank	06/20/2024	09/09/2027	5.371	5.135	5,000,000.00	5,225,940.18	(34,250.00)	61,169.72	1.0069	1,012	2.59	0.0838
254845GR5	126423	MUNI: DC WATER	05/08/2023	10/01/2028	5.422	4.426	3,625,000.00	3,734,354.17	(171,498.75)	32,757.92	1.0473	1,400	3.50	0.1448
29449WAE7	126369	CORP: EQH	04/17/2023	01/09/2026	1.000	4.771	5,000,000.00	4,839,747.61	477,050.00	19,722.22	0.9046	404	1.10	0.0180
3130AWTR1	126576	FHLB	08/25/2023	09/08/2028	4.375	4.484	3,500,000.00	3,550,493.82	16,975.00	35,303.82	0.9952	1,377	3.49	0.1439
3133EPGT6	126394	FFCB	04/26/2023	04/26/2027	3.875	4.032	5,000,000.00	4,968,986.81	28,700.00	18,836.81	0.9943	876	2.31	0.0669
3134GYNV0	126368	FHLMC - Callable	04/17/2023	04/17/2025	4.720	4.720	10,000,000.00	10,056,988.89	0.00	57,688.89	1.0000	137	0.38	0.0032
3134H12H5	126904	FHLMC - Callable	06/20/2024	06/17/2027	5.150	5.150	10,000,000.00	10,254,561.11	0.00	234,611.11	1.0000	928	2.36	0.0713
48133U5J2	126393	CORP: JP MORGAN	04/24/2023	04/24/2026	5.125	5.125	5,000,000.00	5,081,114.85	0.00	26,336.81	1.0000	509	1.36	0.0264
576000KW2	126424	MUNI: Mass School Bd	05/08/2023	06/15/2027	5.468	4.114	4,305,000.00	4,677,676.80	(217,789.95)	108,544.36	1.0506	926	2.35	0.0714
58989V2D5	126382	CORP: METLIFE	04/20/2023	09/14/2026	1.250	4.830	7,185,000.00	6,838,402.71	797,780.51	19,209.90	0.8890	652	1.77	0.0407
780082AD5	126370	CORP: ROYAL BK CA	04/17/2023	01/27/2026	4.650	4.900	5,000,000.00	5,095,996.22	32,450.00	80,083.33	0.9935	422	1.12	0.0195
912797MU8	127010	US Treasury	10/29/2024	03/27/2025	0.000	4.512	549,000.00	541,109.23	9,929.73	0.00	0.9819	116	0.32	0.0025
912828J27	126785	US Treasury	02/21/2024	02/15/2025	2.000	4.991	5,000,000.00	5,001,912.83	141,796.87	29,347.83	0.9716	76	0.22	0.0015
X9X9USDADM1	123464	MORGAN STANLEY LIQ	03/06/2019	12/02/2024	4.330	4.330	7,584,430.28	7,584,430.28	0.00	84,895.15	1.0000	1	0.00	0.0000
					3.930	4.724	116,748,430.28	119,220,876.05	865,000.64	1,342,680.09	0.9926	786	1.98	0.0731

Investment Report

December 1, 2024

<u>CUSIP</u>	<u>ContNo</u>	<u>Issuer</u>	<u>Purchase Date</u>	<u>Maturity Date</u>	<u>Coupon</u>	<u>Yield to Maturity</u>	<u>Current Par</u>	<u>Market Value</u>	<u>(Premium)/Discount</u>	<u>Accrued Interest</u>	<u>Original Cost</u>	<u>Days To Maturity</u>	<u>Duration</u>	<u>Convexity</u>
St Lucie General Reserve														
02665WDL2	126972	CORP: HONDA	07/10/2024	07/08/2025	1.200	5.290	500,000.00	492,679.54	19,560.00	2,383.33	0.9609	219	0.60	0.0068
04685A4A6	126976	CORP: ATHENE	08/28/2024	08/27/2026	4.860	4.700	1,000,000.00	1,022,799.21	(3,014.00)	12,690.00	1.0030	634	1.67	0.0382
06375MCK9	126625	CORP: BMO	10/18/2023	10/18/2028	6.250	6.250	1,000,000.00	1,087,649.14	0.00	7,465.28	1.0000	1,417	3.50	0.1463
06406FAC7	122918	CORP: Bank of NY	12/21/2018	05/04/2026	2.800	3.670	2,000,000.00	1,963,177.95	111,512.24	4,200.00	0.9442	519	1.40	0.0273
06745QR434	126969	Corp: Barclays	05/20/2024	05/20/2027	5.500	5.500	2,000,000.00	2,066,850.55	0.00	3,361.11	1.0000	900	2.34	0.0691
185630B33	127025	MUNI: CLEMSON UNIV	10/31/2024	05/01/2025	1.000	4.534	1,500,000.00	1,385,780.00	26,100.00	1,250.00	0.9826	151	0.41	0.0034
3130AUZC1	126416	FHLB	04/27/2023	03/14/2025	4.625	4.023	2,000,000.00	2,020,260.94	(14,600.01)	19,930.94	1.0073	103	0.28	0.0022
3130AWTR1	126600	FHLB	08/25/2023	09/08/2028	4.375	4.484	500,000.00	507,213.40	2,425.00	5,043.40	0.9952	1,377	3.49	0.1439
3130B0CP2	126794	FHLB	03/08/2024	09/04/2025	4.800	4.734	2,000,000.00	2,025,460.00	(1,860.00)	23,200.00	1.0009	277	0.75	0.0098
3133EPNB7	126499	FFCB	06/30/2023	06/20/2025	4.625	4.980	500,000.00	510,612.01	3,305.00	10,342.01	0.9934	201	0.54	0.0062
3133ERKM2	126965	FFCB	07/30/2024	07/08/2027	4.500	4.257	3,000,000.00	3,068,700.00	(19,856.25)	53,625.00	1.0066	949	2.44	0.0753
3133ERRA1	126975	FFCB - Callable	08/28/2024	08/27/2027	4.580	4.580	1,500,000.00	1,510,655.83	0.00	17,938.33	1.0000	999	2.57	0.0824
3133ERUK5	126988	FFCB - Callable	09/23/2024	09/23/2026	4.020	4.020	2,000,000.00	1,995,396.67	0.00	15,186.67	1.0000	661	1.75	0.0410
31422XB50	125995	FAMCA	07/28/2022	07/28/2025	3.630	3.666	1,500,000.00	1,510,613.13	1,500.00	18,603.75	0.9990	239	0.65	0.0079
606822AU8	124983	CORP: Mitsubishi UFG	03/10/2020	03/02/2025	3.777	1.625	1,000,000.00	1,007,231.46	(102,520.00)	9,337.58	1.1025	91	0.25	0.0019
62479LMD4	126800	CP: MUFG Bank	03/21/2024	12/13/2024	0.000	5.434	1,000,000.00	998,948.02	38,129.08	0.00	0.9619	12	0.03	0.0002
641062BK9	126798	CORP: NESNVX	03/11/2024	03/13/2026	5.250	4.798	2,000,000.00	2,045,531.01	(17,080.00)	22,750.00	1.0085	467	1.24	0.0229
64952WEY5	126662	CORP: NYLIFE	11/14/2023	01/09/2028	4.850	5.506	2,000,000.00	2,083,724.39	48,260.00	38,261.11	0.9759	1,134	2.87	0.1019
64966SHR0	127040	MUNI: NYC	11/06/2024	10/01/2029	4.380	4.396	2,000,000.00	1,992,050.00	1,400.00	10,950.00	0.9993	1,765	4.39	0.2207
74368CBQ6	126435	CORP: PROTECTIVELIFE	05/17/2023	01/06/2026	5.366	4.590	2,000,000.00	2,064,164.25	(37,980.00)	43,226.11	1.0190	401	1.06	0.0181
89236TKX2	126964	CORP: Toyota Motor	07/30/2024	08/14/2026	5.000	4.699	3,000,000.00	3,080,722.65	(17,310.00)	44,583.33	1.0058	621	1.63	0.0369
91282CEQ0	125988	US Treasury	07/21/2022	05/15/2025	2.750	3.240	1,500,000.00	1,490,192.20	19,687.50	1,823.20	0.9869	165	0.45	0.0042
91282CFW6	126443	US Treasury	05/23/2023	11/15/2025	4.500	4.107	2,500,000.00	2,506,178.75	(22,849.83)	5,000.00	1.0091	349	0.95	0.0142
91282CGG0	126441	US Treasury	05/22/2023	01/31/2025	4.125	4.402	2,000,000.00	2,026,125.73	9,062.50	27,574.73	0.9955	61	0.17	0.0011
91282CJE2	127026	US Treasury	10/31/2024	10/31/2025	5.000	4.320	1,500,000.00	1,513,814.33	(10,078.13)	6,458.33	1.0067	334	0.90	0.0131
VP4560000	124588	Principal	11/04/2019	12/02/2024	4.520	4.520	996,496.75	996,496.75	0.00	4,939.47	1.0000	1	0.00	0.0000
					4.262	4.443	42,496,496.75	42,973,027.91	33,793.10	410,123.68	0.9992	566	1.47	0.0431
ST LUCIE NUCLEAR FUEL STABILIZATION														
3133EPNB7	126500	FFCB	06/30/2023	06/20/2025	4.625	4.980	1,250,000.00	1,276,530.03	8,262.50	25,855.03	0.9934	201	0.54	0.0062
59333P3M8	127002	Miami-Dade County	10/16/2024	10/01/2025	3.505	4.231	2,000,000.00	1,992,503.33	13,520.00	11,683.33	0.9932	304	0.82	0.0113
64952WEK5	126805	CORP: NYLIFE	03/22/2024	01/14/2025	1.450	5.334	1,000,000.00	1,001,723.67	30,459.28	5,518.06	0.9695	44	0.12	0.0007
91282CGD7	126501	US Treasury	06/29/2023	12/31/2024	4.250	5.217	1,250,000.00	1,271,841.74	17,284.34	22,282.99	0.9862	30	0.08	0.0005
91282CJE2	127024	US Treasury	10/31/2024	10/31/2025	5.000	4.308	1,000,000.00	1,009,209.56	(6,835.94)	4,305.56	1.0068	334	0.90	0.0131
VP4560000	124589	Principal	11/04/2019	12/02/2024	4.520	4.520	1,323,266.36	1,323,266.36	0.00	6,154.74	1.0000	1	0.00	0.0000
					3.903	4.708	7,823,266.36	7,875,074.69	62,690.18	75,799.71	0.9920	163	0.44	0.0057

Investment Report

December 1, 2024

<u>CUSIP</u>	<u>ContNo</u>	<u>Issuer</u>	<u>Purchase Date</u>	<u>Maturity Date</u>	<u>Coupon</u>	<u>Yield to Maturity</u>	<u>Current Par</u>	<u>Market Value</u>	<u>(Premium)/Discount</u>	<u>Accrued Interest</u>	<u>Original Cost</u>	<u>Days To Maturity</u>	<u>Duration</u>	<u>Convexity</u>
St Lucie O&M														
3133ERKE0	126929	FFCB	07/08/2024	07/08/2025	5.125	5.105	1,000,000.00	1,023,887.64	(189.00)	20,357.64	1.0002	219	0.59	0.0070
63307LSU6	126901	CP: NATL BANK OF CAN	06/07/2024	05/28/2025	0.000	5.430	750,000.00	744,218.13	38,088.54	0.00	0.9492	178	0.49	0.0047
6944PL2B4	126740	CORP: PACIFIC LIFE	01/09/2024	06/24/2025	1.200	4.940	1,000,000.00	987,145.44	51,950.00	5,333.33	0.9481	205	0.56	0.0062
83368YNR4	126924	CP: Societe Generale	07/03/2024	03/21/2025	0.000	5.493	1,000,000.00	990,413.05	37,795.86	0.00	0.9622	110	0.30	0.0023
89236TGT6	126289	CORP: Toyota Motor	02/07/2023	02/13/2025	1.800	4.620	1,000,000.00	999,707.01	53,715.00	5,400.00	0.9463	74	0.20	0.0014
89236TJT3	126773	CORP: Toyota Motor	02/09/2024	01/13/2025	1.450	4.960	500,000.00	500,924.47	15,729.26	2,779.17	0.9685	43	0.12	0.0007
912797MH7	126986	US Treasury	09/17/2024	09/04/2025	0.000	3.991	1,000,000.00	967,309.59	37,057.78	0.00	0.9629	277	0.76	0.0091
N/A	125280	ST LUCIE SBA	11/05/2020	12/02/2024	4.810	4.810	6,214,478.77	6,214,478.77	0.00	830.32	1.0000	1	0.00	0.0000
VP4560000	124612	Principal	11/21/2019	12/02/2024	4.520	4.520	1,142,700.97	1,142,700.97	0.00	6,014.15	1.0000	1	0.00	0.0000
					3.227	4.833	13,607,179.74	13,570,785.07	234,147.44	40,714.61	0.9828	77	0.21	0.0022
St Lucie R&R														
3130B0LP2	126833	FHLB - Callable	04/17/2024	09/17/2025	5.000	5.221	945,000.00	955,666.95	2,835.00	9,712.50	0.9970	290	0.78	0.0105
3133EP2C8	126771	FFCB	02/08/2024	02/28/2025	4.750	4.772	500,000.00	506,192.92	100.00	6,135.42	0.9998	89	0.24	0.0018
3133ERBS9	126827	FFCB	04/17/2024	04/17/2025	5.125	5.194	500,000.00	504,191.94	330.00	3,131.94	0.9993	137	0.38	0.0032
3133ERFT3	126977	FFCB	08/28/2024	08/28/2026	4.875	3.942	500,000.00	510,754.38	(8,885.00)	6,296.88	1.0178	635	1.67	0.0381
3133ERMK4	126963	FFCB	07/30/2024	01/26/2026	4.625	4.612	1,000,000.00	1,018,224.03	(180.00)	16,059.03	1.0002	421	1.12	0.0193
3133ERMW8	126956	FFCB	07/29/2024	07/29/2025	4.750	4.809	1,000,000.00	1,017,052.22	570.00	16,097.22	0.9994	240	0.65	0.0080
392023RY5	127030	MUNI: GTJSCD	10/31/2024	08/01/2025	1.394	4.484	1,000,000.00	983,178.67	22,680.00	4,646.67	0.9773	243	0.66	0.0079
59217GEW5	126872	CORP: METLIFE	05/09/2024	03/21/2025	2.800	5.357	500,000.00	500,093.20	10,705.00	2,722.22	0.9786	110	0.30	0.0024
62479LMD4	126799	CP: MUFG Bank	03/21/2024	12/13/2024	0.000	5.434	500,000.00	499,474.01	19,064.54	0.00	0.9619	12	0.03	0.0002
91282CHH7	126966	US Treasury	07/30/2024	06/15/2026	4.125	4.414	1,000,000.00	1,015,649.63	5,200.00	19,047.13	0.9948	561	1.48	0.0311
91282CKB6	127027	US Treasury	10/31/2024	02/28/2026	4.625	4.220	1,000,000.00	1,014,312.53	(5,064.06)	11,657.53	1.0051	454	1.21	0.0220
VP4560000	124590	Principal	11/04/2019	12/02/2024	4.520	4.520	3,315,486.72	3,315,486.72	0.00	11,638.53	1.0000	1	0.00	0.0000
					4.082	4.660	11,760,486.72	11,840,277.20	47,355.48	107,145.07	0.9960	229	0.61	0.0103
STL Pool Summary					3.951	4.653	195,880,479.84	198,889,902.43	1,299,222.75	1,988,694.37	0.9934	621	1.58	0.0541
Stanton Contingency														
07330MAB3	127032	CORP: Truist	10/31/2024	09/16/2025	3.625	4.667	900,000.00	901,001.15	8,010.00	6,796.88	0.9911	289	0.78	0.0105
VP4560000	124591	Principal	11/04/2019	12/02/2024	4.520	4.520	286,529.80	286,529.80	0.00	1,132.68	1.0000	1	0.00	0.0000
					3.841	4.631	1,186,529.80	1,187,530.95	8,010.00	7,929.56	0.9932	219	0.59	0.0080
Stanton General Reserve														
07330MAB3	127031	CORP: Truist	10/31/2024	09/16/2025	3.625	4.667	500,000.00	500,556.19	4,450.00	3,776.04	0.9911	289	0.78	0.0105
3130A3GE8	126828	FHLB	04/17/2024	12/13/2024	2.750	5.290	2,000,000.00	2,023,806.67	32,390.31	25,666.67	0.9838	12	0.03	0.0002
3130B2FY6	126974	FHLB	08/28/2024	08/21/2025	4.500	4.404	1,000,000.00	1,011,955.00	(900.00)	12,500.00	1.0009	263	0.71	0.0091
45685QPA1	126870	CP: ING Funding	05/08/2024	02/10/2025	0.000	5.575	500,000.00	496,903.91	20,314.06	0.00	0.9594	71	0.19	0.0013
62455FTG1	126996	CP: Mountcliff Fund	10/16/2024	06/16/2025	0.000	4.641	1,000,000.00	982,959.84	29,970.00	0.00	0.9700	197	0.54	0.0054
62479LMD4	126801	CP: MUFG Bank	03/21/2024	12/13/2024	0.000	5.434	2,000,000.00	1,997,896.04	76,258.16	0.00	0.9619	12	0.03	0.0002
89114QCH9	126930	CORP: TD BANK	07/10/2024	06/12/2025	1.150	5.420	2,000,000.00	1,975,771.88	75,840.00	10,797.22	0.9621	193	0.53	0.0057
91282CJB81	126936	US Treasury	07/10/2024	09/30/2025	5.000	4.927	2,000,000.00	2,026,902.19	(1,562.50)	17,032.97	1.0008	303	0.82	0.0113
VP4560000	124592	Principal	11/04/2019	12/02/2024	4.520	4.520	219,122.99	219,122.99	0.00	865.84	1.0000	1	0.00	0.0000
					2.238	5.107	11,219,122.99	11,235,874.71	236,760.03	70,638.74	0.9789	150	0.41	0.0049

Investment Report

December 1, 2024

CUSIP	ContNo	Issuer	Purchase Date	Maturity Date	Coupon	Yield to Maturity	Current Par	Market Value	(Premium)/Discount	Accrued Interest	Original Cost	Days To Maturity	Duration	Convexity
Stanton O&M														
3133EPJ71	126687	FFCB	12/05/2023	12/04/2024	5.125	5.100	500,000.00	512,633.96	(119.00)	12,598.96	1.0002	3	0.01	0.0000
N/A	125281	STANTON SBA	11/05/2020	12/02/2024	4.810	4.810	5,293,570.15	5,293,570.15	0.00	707.28	1.0000	1	0.00	0.0000
VP4560000	124615	Principal	11/21/2019	12/02/2024	4.520	4.520	1,804,000.35	1,804,000.35	0.00	4,629.52	1.0000	1	0.00	0.0000
					4.762	4.760	7,597,570.50	7,610,204.46	(119.00)	17,935.76	1.0000	1	0.00	0.0000
Stanton R&R														
24422EWB1	126822	CORP: JOHN DEERE	04/05/2024	03/07/2025	2.125	5.176	500,000.00	499,286.83	13,575.00	2,479.17	0.9729	96	0.26	0.0020
63307LRG8	126953	CP: NATL BANK OF CAN	07/30/2024	04/16/2025	0.000	5.161	500,000.00	494,086.92	17,730.55	0.00	0.9645	136	0.37	0.0031
83368YNR4	126926	CP: Societe Generale	07/03/2024	03/21/2025	0.000	5.493	500,000.00	495,206.52	18,897.93	0.00	0.9622	110	0.30	0.0023
91282CFX4	126790	US Treasury	02/21/2024	11/30/2024	4.500	5.096	0.00	0.00	0.00	0.00	0.9955	(1)	0.00	0.0000
94988J6B8	126959	CORP: WELLS FARGO	07/30/2024	08/01/2025	5.550	5.032	1,000,000.00	1,025,299.33	(5,000.00)	18,500.00	1.0050	243	0.65	0.0082
VP4560000	124596	Principal	11/04/2019	12/02/2024	4.520	4.520	2,390,944.95	2,390,944.95	0.00	9,668.49	1.0000	1	0.00	0.0000
					3.562	4.857	4,890,944.95	4,904,824.55	45,203.48	30,647.66	0.9908	85	0.23	0.0025
		STN Pool Summary			3.345	4.929	24,894,168.24	24,938,434.67	289,854.51	127,151.72	0.9884	95	0.26	0.0031
Stanton II Contingency														
59217GEW5	126873	CORP: METLIFE	05/09/2024	03/21/2025	2.800	5.357	400,000.00	400,074.55	8,564.00	2,177.78	0.9786	110	0.30	0.0024
6174468C6	126932	CORP: MORGAN STANLEY	07/10/2024	07/23/2025	4.000	5.305	250,000.00	252,787.30	3,252.50	3,555.56	0.9870	234	0.63	0.0077
VP4560000	124593	Principal	11/04/2019	12/02/2024	4.520	4.520	528,159.46	528,159.46	0.00	2,088.15	1.0000	1	0.00	0.0000
					3.826	4.971	1,178,159.46	1,181,021.31	11,816.50	7,821.49	0.9900	87	0.24	0.0025
STANTON II DEBT SERVICE 2017A														
X9X9USDADM1	123460	MORGAN STANLEY LIQ	03/12/2019	12/02/2024	4.330	4.330	148,064.56	148,064.56	0.00	338.17	1.0000	1	0.00	0.0000
					4.330	4.330	148,064.56	148,064.56	0.00	338.17	1.0000	1	0.00	0.0000
STANTON II DEBT SERVICE 2017B														
912797MU8	127008	US Treasury	10/29/2024	03/27/2025	0.000	4.512	488,000.00	480,985.99	8,826.43	0.00	0.9819	116	0.32	0.0025
912797NS2	127041	US Treasury	11/26/2024	03/25/2025	0.000	4.509	471,000.00	464,343.35	6,823.19	0.00	0.9855	114	0.31	0.0024
X9X9USDADM1	123461	MORGAN STANLEY LIQ	03/12/2019	12/02/2024	4.330	4.330	11,422.99	11,422.99	0.00	96.10	1.0000	1	0.00	0.0000
					0.051	4.508	970,422.99	956,752.33	15,649.62	96.10	0.9839	114	0.31	0.0024
STANTON II DEBT SERVICE 2022A														
912797MU8	127009	US Treasury	10/29/2024	03/27/2025	0.000	4.512	544,000.00	536,181.10	9,839.30	0.00	0.9819	116	0.32	0.0025
912797NS2	127042	US Treasury	11/26/2024	03/25/2025	0.000	4.509	523,000.00	515,608.43	7,576.49	0.00	0.9855	114	0.31	0.0024
X9X9USDADM1	126019	MORGAN STANLEY LIQ	07/27/2022	12/02/2024	4.330	4.330	8,691.34	8,691.34	0.00	94.20	1.0000	1	0.00	0.0000
					0.035	4.509	1,075,691.34	1,060,480.87	17,415.79	94.20	0.9838	114	0.31	0.0024
STANTON II DEBT SERVICE POOLED LOAN 2020-1														
N/A	125215	Goldman Sachs M-Mkt	09/28/2020	12/02/2024	4.260	4.260	1,041.80	1,041.80	0.00	3.91	1.0000	1	0.00	0.0000
					4.260	4.260	1,041.80	1,041.80	0.00	3.91	1.0000	1	0.00	0.0000

Investment Report

December 1, 2024

<u>CUSIP</u>	<u>ContNo</u>	<u>Issuer</u>	<u>Purchase Date</u>	<u>Maturity Date</u>	<u>Coupon</u>	<u>Yield to Maturity</u>	<u>Current Par</u>	<u>Market Value</u>	<u>(Premium)/Discount</u>	<u>Accrued Interest</u>	<u>Original Cost</u>	<u>Days To Maturity</u>	<u>Duration</u>	<u>Convexity</u>
Stanton II General Reserve														
01626FS74	127038	CP: ALINGHI FUNDING	11/06/2024	05/07/2025	0.000	4.630	1,500,000.00	1,489,791.23	34,125.00	0.00	0.9773	157	0.43	0.0039
24422EWB1	126816	CORP: JOHN DEERE	04/05/2024	03/07/2025	2.125	5.176	1,000,000.00	998,573.65	27,150.00	4,958.33	0.9729	96	0.26	0.0020
3130A5R35	126829	FHLB	04/17/2024	06/13/2025	2.875	5.172	1,400,000.00	1,406,974.33	35,681.73	18,783.33	0.9745	194	0.52	0.0058
3130ARHA2	126832	FHLB	04/17/2024	04/14/2025	4.000	5.229	1,350,000.00	1,353,229.50	15,835.50	7,050.00	0.9883	134	0.37	0.0031
313384S34	126802	FHLB DN	03/21/2024	12/06/2024	0.000	5.214	2,000,000.00	1,998,769.11	71,427.78	0.00	0.9643	5	0.01	0.0001
3134GXA61	126522	FHLMC - Callable	07/24/2023	12/30/2024	4.000	5.286	1,000,000.00	1,016,097.78	17,560.00	16,777.78	0.9824	29	0.08	0.0004
53948AP70	126876	CP: LLOYDS BANK	05/28/2024	02/07/2025	0.000	5.566	1,000,000.00	994,067.90	37,329.17	0.00	0.9627	68	0.19	0.0012
64966MGL7	123854	MUNI: NYC Trans Fin	06/21/2019	12/01/2024	2.900	2.355	2,875,000.00	2,874,248.19	(79,522.50)	42,382.29	1.0277	0	0.00	0.0000
74153WCM9	125522	CORP: PRICOA GL FD	06/10/2021	09/01/2025	0.800	0.860	895,000.00	872,702.16	2,225.31	1,790.00	0.9975	274	0.75	0.0095
83368YNR4	126928	CP: Societe Generale	07/03/2024	03/21/2025	0.000	5.493	1,500,000.00	1,485,619.57	56,693.79	0.00	0.9622	110	0.30	0.0023
89236THP3	127039	CORP: Toyota Motor	11/06/2024	10/16/2025	0.800	4.409	2,000,000.00	1,940,483.91	66,060.00	2,000.00	0.9670	319	0.87	0.0120
90351DAB3	126923	UBS	07/03/2024	09/24/2025	4.125	5.625	2,000,000.00	2,010,166.00	35,170.00	15,354.17	0.9824	297	0.80	0.0110
9128284R8	126899	US Treasury	06/07/2024	05/31/2025	2.875	5.119	2,000,000.00	1,984,223.10	42,421.87	157.10	0.9788	181	0.49	0.0054
91282CDS7	125762	US Treasury	01/18/2022	01/15/2025	1.125	1.202	5,000,000.00	4,998,879.10	11,300.00	21,246.60	0.9977	45	0.12	0.0007
91282CFX4	126792	US Treasury	02/21/2024	11/30/2024	4.500	5.096	0.00	0.00	0.00	0.00	0.9955	(1)	0.00	0.0000
VP4560000	124594	Principal	11/04/2019	12/02/2024	4.520	4.520	846,851.75	846,851.75	0.00	5,751.08	1.0000	1	0.00	0.0000
					1.883	3.930	26,366,851.75	26,270,677.28	373,457.65	136,250.68	0.9858	118	0.32	0.0036
Stanton II O&M														
N/A	125282	STANTON II SBA	11/05/2020	12/02/2024	4.810	4.810	7,477,668.54	7,477,668.54	0.00	999.10	1.0000	1	0.00	0.0000
VP4560000	125385	Principal	12/31/2020	12/02/2024	4.520	4.520	905,764.76	905,764.76	0.00	4,239.35	1.0000	1	0.00	0.0000
					4.779	4.779	8,383,433.30	8,383,433.30	0.00	5,238.45	1.0000	1	0.00	0.0000
Stanton II R&R														
24422EWB1	126817	CORP: JOHN DEERE	04/05/2024	03/07/2025	2.125	5.176	390,000.00	389,443.73	10,588.50	1,933.75	0.9729	96	0.26	0.0020
313384S34	126803	FHLB DN	03/21/2024	12/06/2024	0.000	5.214	1,000,000.00	999,384.56	35,713.89	0.00	0.9643	5	0.01	0.0001
37828VS20	127037	CP: Glencove Fdg	11/06/2024	05/02/2025	0.000	4.617	1,000,000.00	986,798.16	22,075.83	0.00	0.9779	152	0.42	0.0038
45685QPA1	126869	CP: ING Funding	05/08/2024	02/10/2025	0.000	5.575	500,000.00	496,903.91	20,314.06	0.00	0.9594	71	0.19	0.0013
63307LRG8	126954	CP: NATL BANK OF CAN	07/30/2024	04/16/2025	0.000	5.161	1,000,000.00	988,173.84	35,461.11	0.00	0.9645	136	0.37	0.0031
808513AX3	126961	CORP: SCHWAB	07/30/2024	05/21/2025	3.850	5.191	1,000,000.00	997,944.30	10,540.00	1,069.44	0.9895	171	0.47	0.0044
83368YNR4	126925	CP: Societe Generale	07/03/2024	03/21/2025	0.000	5.493	500,000.00	495,206.52	18,897.93	0.00	0.9622	110	0.30	0.0023
91282CFX4	126791	US Treasury	02/21/2024	11/30/2024	4.500	5.096	0.00	0.00	0.00	0.00	0.9955	(1)	0.00	0.0000
VP4560000	124595	Principal	11/04/2019	12/02/2024	4.520	4.520	2,241,777.69	2,241,777.69	0.00	9,682.03	1.0000	1	0.00	0.0000
					1.941	4.962	7,631,777.69	7,595,632.71	153,591.32	12,685.22	0.9799	78	0.21	0.0018
STANTON II REVENUE FUND 2020 POOLED LOAN														
N/A	125409	Goldman Sachs M-Mkt	03/29/2021	12/02/2024	4.260	4.260	11.72	11.72	0.00	0.45	1.0000	1	0.00	0.0000
					4.260	4.260	11.72	11.72	0.00	0.45	1.0000	1	0.00	0.0000
STANTON II SUBORDINATED DEBT FUND 2020														
X9X9USDADM1	125145	MORGAN STANLEY LIQ	07/27/2020	12/02/2024	4.330	4.330	96,181.67	96,181.67	0.00	218.25	1.0000	1	0.00	0.0000
					4.330	4.330	96,181.67	96,181.67	0.00	218.25	1.0000	1	0.00	0.0000

Investment Report

December 1, 2024

CUSIP	ContNo	Issuer	Purchase Date	Maturity Date	Coupon	Yield to Maturity	Current Par	Market Value	(Premium)/Discount	Accrued Interest	Original Cost	Days To Maturity	Duration	Convexity
STN2 Pool Summary					2.403	4.312	45,851,636.28	45,693,297.55	571,930.88	162,746.92	0.9875	89	0.24	0.0025
Tri City Contingency														
24422EWS4	126819	CORP: JOHN DEERE	04/05/2024	03/03/2025	5.150	5.178	150,000.00	152,102.69	43.50	1,888.33	0.9997	92	0.25	0.0019
VP4560000	124597	Principal	11/04/2019	12/02/2024	4.520	4.520	192,004.91	192,004.91	0.00	759.10	1.0000	1	0.00	0.0000
					4.796	4.808	342,004.91	344,107.60	43.50	2,647.43	0.9999	41	0.11	0.0008
Tri City General Reserve														
06741FMG9	126824	CP: Barclays	04/11/2024	12/16/2024	0.000	5.550	400,000.00	399,474.15	14,552.67	0.00	0.9636	15	0.04	0.0002
07330MAB3	127036	CORP: Truist	10/31/2024	09/16/2025	3.625	4.667	250,000.00	250,278.11	2,225.00	1,888.02	0.9911	289	0.78	0.0105
3133ERMW8	126958	FFCB	07/30/2024	07/29/2025	4.750	4.809	400,000.00	406,820.89	228.00	6,438.89	0.9994	240	0.65	0.0080
63307LRG8	126952	CP: NATL BANK OF CAN	07/30/2024	04/16/2025	0.000	5.161	400,000.00	395,269.53	14,184.44	0.00	0.9645	136	0.37	0.0031
VP4560000	124598	Principal	11/04/2019	12/02/2024	4.520	4.520	125,880.41	125,880.41	0.00	417.56	1.0000	1	0.00	0.0000
					2.142	5.041	1,575,880.41	1,577,723.09	31,190.11	8,744.47	0.9802	145	0.39	0.0045
Tri City O&M														
3133ERRC7	126982	FFCB	09/09/2024	08/27/2025	4.375	4.148	250,000.00	252,639.65	(530.00)	2,855.90	1.0021	269	0.73	0.0094
N/A	125283	TRI CITY SBA	11/05/2020	12/02/2024	4.810	4.810	1,593,144.98	1,593,144.98	0.00	212.86	1.0000	1	0.00	0.0000
VP4560000	124614	Principal	11/21/2019	12/02/2024	4.520	4.520	781,616.79	781,616.79	0.00	2,316.26	1.0000	1	0.00	0.0000
					4.682	4.661	2,624,761.77	2,627,401.42	(530.00)	5,385.02	1.0002	27	0.07	0.0009
Tri City R&R														
07330MAB3	127033	CORP: Truist	10/31/2024	09/16/2025	3.625	4.667	250,000.00	250,278.11	2,225.00	1,888.02	0.9911	289	0.78	0.0105
24422EWS4	126818	CORP: JOHN DEERE	04/05/2024	03/03/2025	5.150	5.178	250,000.00	253,504.48	72.50	3,147.22	0.9997	92	0.25	0.0019
3130B2FY6	126973	FHLB	08/28/2024	08/21/2025	4.500	4.404	250,000.00	252,988.75	(225.00)	3,125.00	1.0009	263	0.71	0.0091
3133ERMW8	126957	FFCB	07/30/2024	07/29/2025	4.750	4.809	250,000.00	254,263.06	142.50	4,024.31	0.9994	240	0.65	0.0080
6174468C6	126934	CORP: MORGAN STANLEY	07/10/2024	07/23/2025	4.000	5.305	250,000.00	252,787.30	3,252.50	3,555.56	0.9870	234	0.63	0.0077
83368YNR4	126927	CP: Societe Generale	07/03/2024	03/21/2025	0.000	5.493	300,000.00	297,123.91	11,338.76	0.00	0.9622	110	0.30	0.0023
9128284R8	126898	US Treasury	06/07/2024	05/31/2025	2.875	5.119	250,000.00	248,027.89	5,302.73	19.64	0.9788	181	0.49	0.0054
VP4560000	124578	Principal	11/04/2019	12/02/2024	4.520	4.520	497,598.64	497,598.64	0.00	1,884.28	1.0000	1	0.00	0.0000
					3.688	4.904	2,297,598.64	2,306,572.14	22,108.99	17,644.03	0.9904	156	0.42	0.0049
TRI Pool Summary					3.769	4.837	6,840,245.73	6,855,804.25	52,812.60	34,420.95	0.9923	98	0.27	0.0031
FMMA AS AGENT FOR UTILITIES COMMISSION NEW SMYRNA BEACH														
31422XRZ7	125733	FAMCA	12/27/2021	12/27/2024	0.940	0.930	2,500,000.00	2,502,215.28	(725.00)	10,052.78	1.0003	26	0.07	0.0004
912828YY0	125787	US Treasury	01/27/2022	12/31/2024	1.750	1.232	4,880,000.00	4,902,779.29	(72,472.49)	35,933.33	1.0149	30	0.08	0.0005
N/A	125737	UCNSB SBA	12/20/2021	12/02/2024	4.810	4.810	11,106,569.72	11,106,569.72	0.00	1,483.96	1.0000	1	0.00	0.0000
VP4560000	125725	Principal	12/20/2021	12/02/2024	4.520	4.520	4,756,781.39	4,756,781.39	0.00	11,981.17	1.0000	1	0.00	0.0000
					3.692	3.582	23,243,351.11	23,268,345.68	(73,197.49)	59,451.24	1.0031	10	0.03	0.0002
UCNS Pool Summary					3.692	3.582	23,243,351.11	23,268,345.68	(73,197.49)	59,451.24	1.0031	10	0.03	0.0002
Open Investments					3.470	4.248	539,239,672.33	541,606,681.31	435,918.98	3,487,804.48	0.9983	298	0.77	0.0225