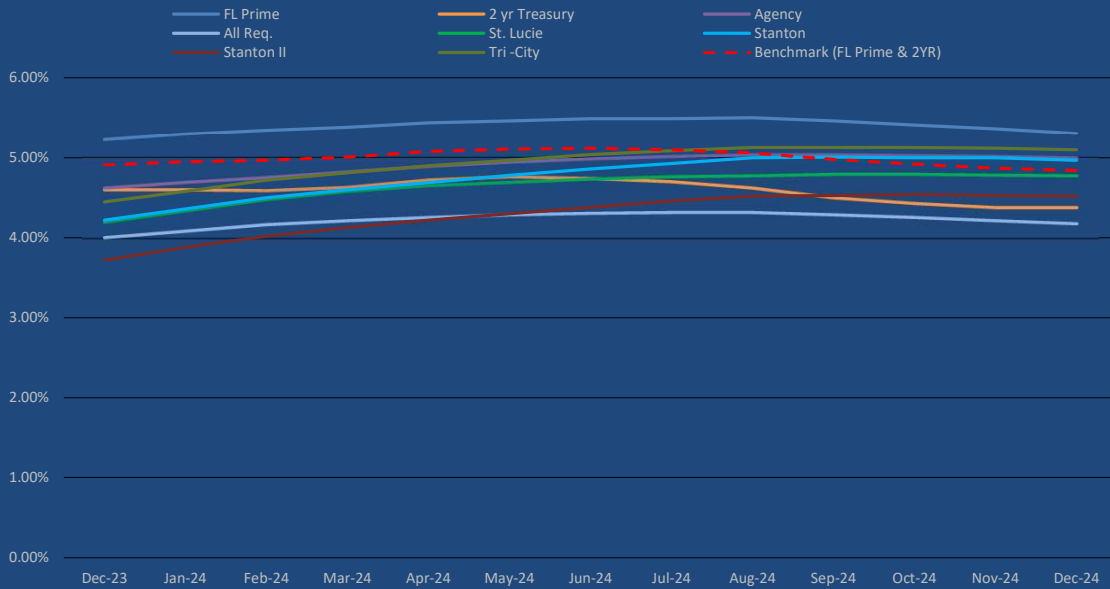
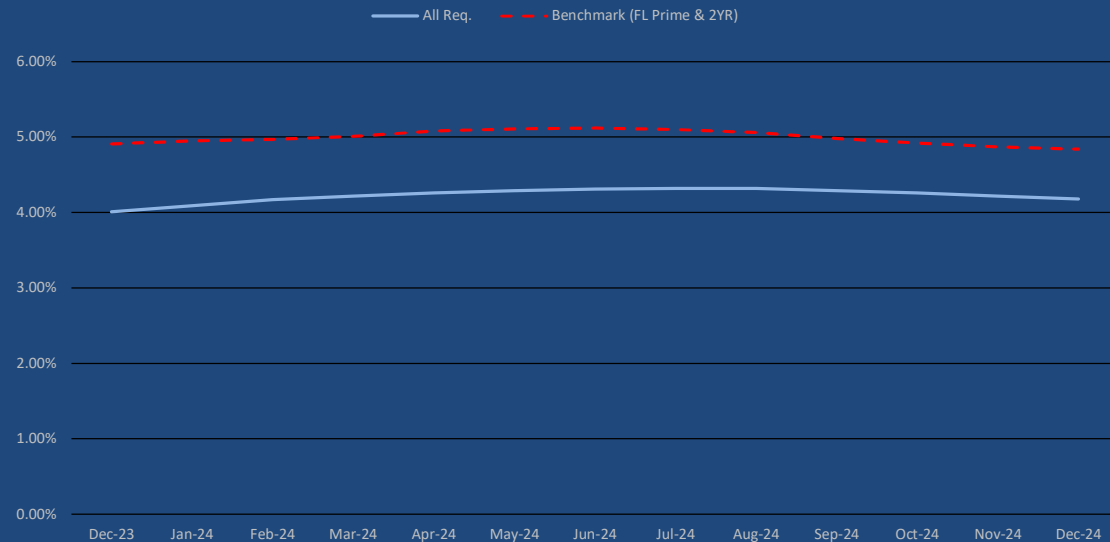


**FMPA BOD Projects Rolling 12 Month Weighted Average Yield vs.
Florida Prime and 2 YR Treasury
(DEC 2023 - DEC 2024)**



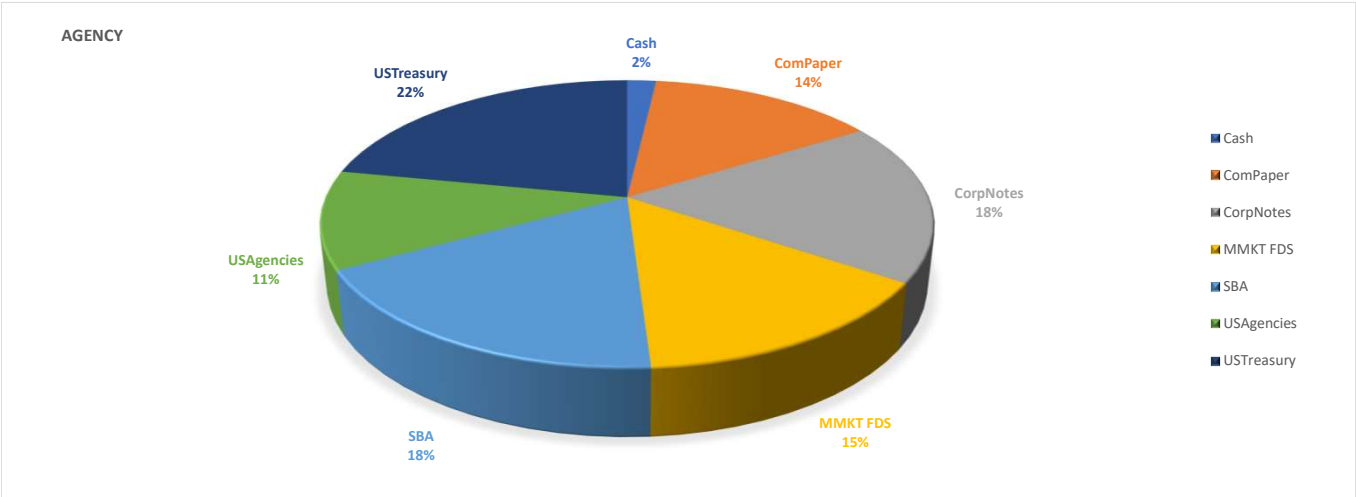
Rolling 12 month average	FL Prime	2 yr Treasury	Benchmark	Agency	All Req.	St. Lucie	Stanton	Stanton II	Tri -City
12/31/2023	5.22%	4.60%	4.91%	4.62%	4.01%	4.20%	4.22%	3.72%	4.45%
1/31/2024	5.29%	4.60%	4.95%	4.69%	4.09%	4.34%	4.36%	3.88%	4.58%
2/29/2024	5.34%	4.59%	4.97%	4.75%	4.17%	4.48%	4.50%	4.02%	4.72%
3/31/2024	5.38%	4.63%	5.01%	4.82%	4.22%	4.58%	4.60%	4.13%	4.81%
4/30/2024	5.44%	4.72%	5.08%	4.89%	4.26%	4.65%	4.69%	4.22%	4.90%
5/31/2024	5.46%	4.76%	5.11%	4.94%	4.29%	4.69%	4.78%	4.30%	4.97%
6/30/2024	5.49%	4.74%	5.12%	4.98%	4.31%	4.73%	4.86%	4.38%	5.04%
7/31/2024	5.49%	4.70%	5.10%	5.01%	4.32%	4.76%	4.93%	4.46%	5.09%
8/31/2024	5.50%	4.62%	5.06%	5.03%	4.32%	4.77%	5.00%	4.52%	5.13%
9/30/2024	5.46%	4.50%	4.98%	5.03%	4.29%	4.79%	5.01%	4.53%	5.13%
10/31/2024	5.41%	4.43%	4.92%	5.02%	4.26%	4.79%	5.00%	4.54%	5.13%
11/30/2024	5.36%	4.38%	4.87%	5.01%	4.22%	4.78%	5.00%	4.53%	5.12%
12/31/2024	5.30%	4.38%	4.84%	4.99%	4.18%	4.77%	4.97%	4.52%	5.10%

**FMPA All-Requirements Rolling 12 Month Weighted Average Yield vs.
Florida Prime and 2 Year Treasury
(DEC 2023 - DEC 2024)**

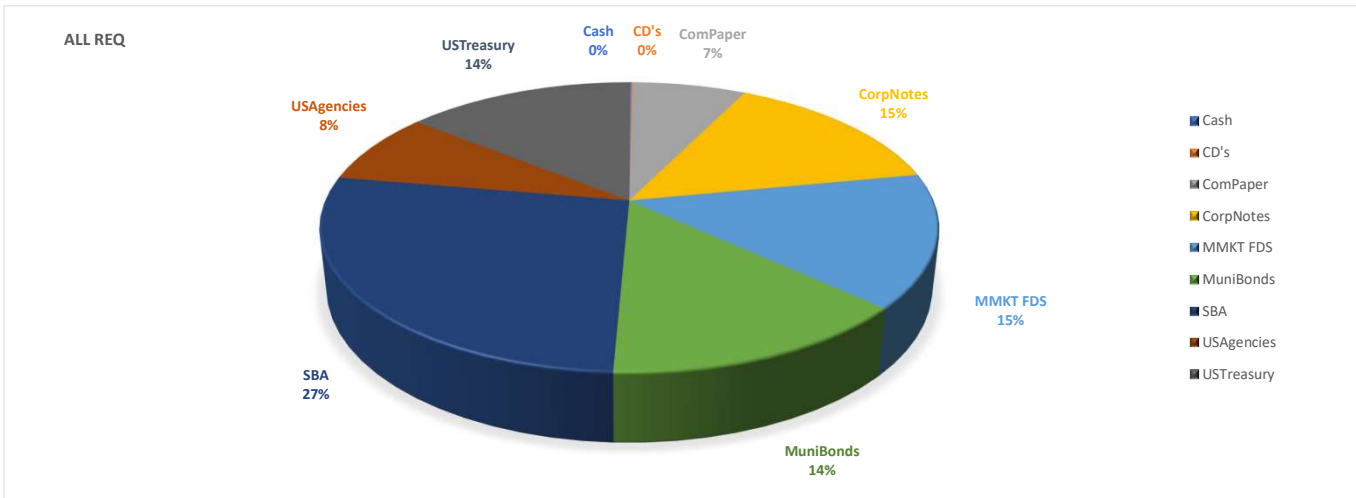


FMPA_MonthlyDiversification_Dec 2024

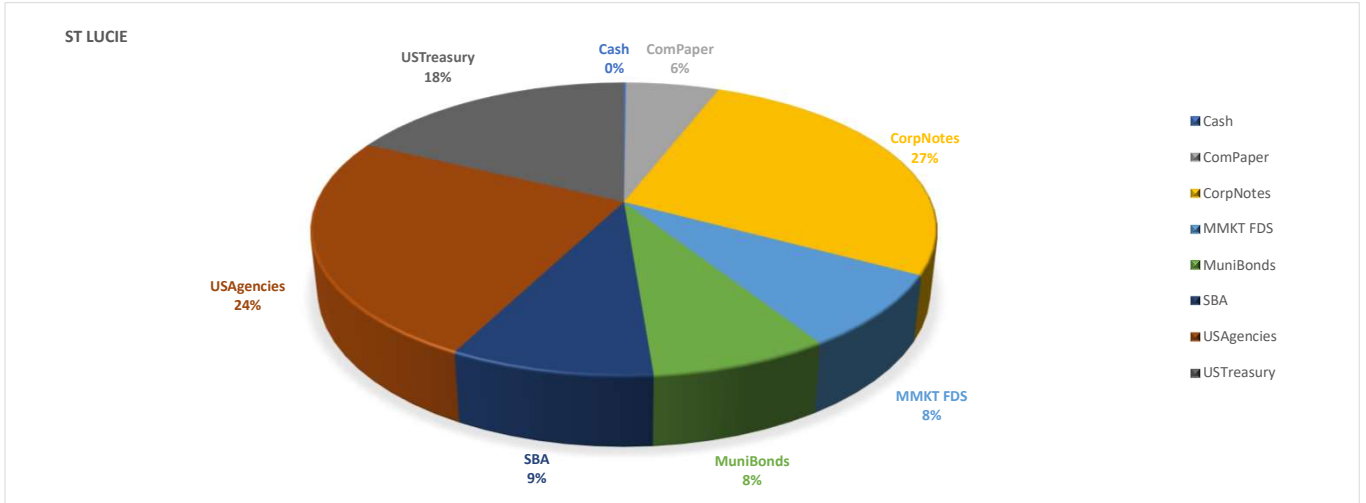
AGENCY		Cash	ComPaper	CorpNotes	MMKT FDS	SBA	USAgencies	USTreasury	Grand Total
AGN	250,000.00	-	-	-	-	-	-	-	250,000.00
AGN-DS23	-	-	-	73,277.37	-	-	-	-	73,277.37
AGN-O&M	-	1,977,292.49	2,509,226.04	1,924,675.37	2,480,450.16	1,521,440.69	3,015,997.69	-	13,429,082.44
AGN-REV23	-	-	-	3.86	-	-	-	-	3.86
Grand Total	250,000.00	1,977,292.49	2,509,226.04	1,997,956.60	2,480,450.16	1,521,440.69	3,015,997.69	13,752,363.67	
% OF TOTAL	2%	14%	18%	15%	18%	11%	22%	100%	



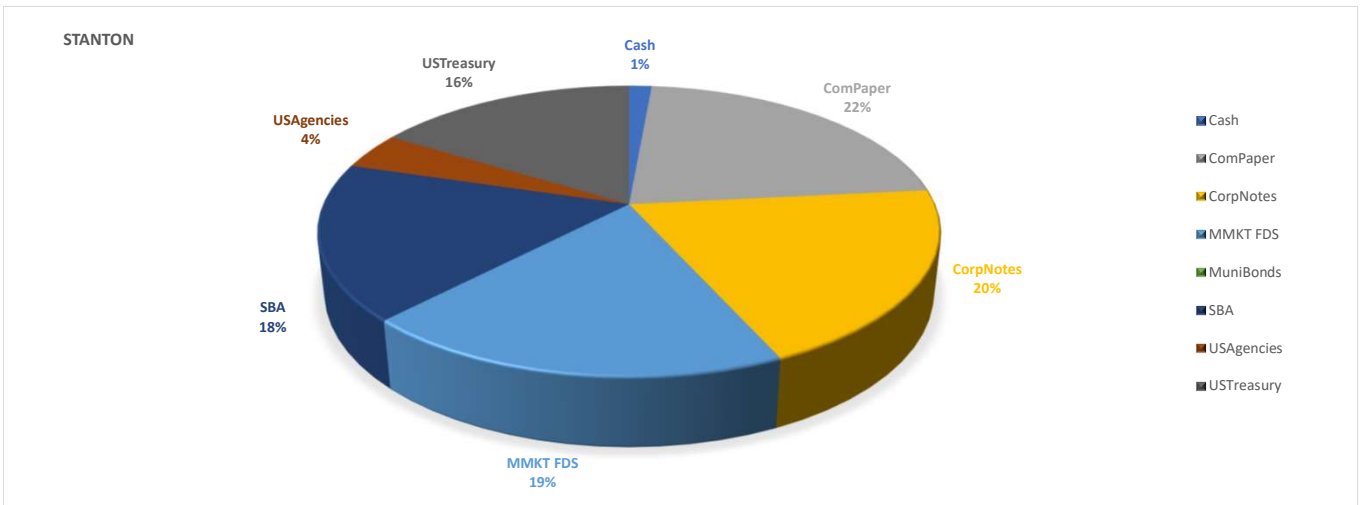
ALL REQ		CD's	ComPaper	CorpNotes	MMKT FDS	MuniBonds	SBA	USAgencies	USTreasury	Grand Total
ARP	250,000.00	-	-	-	-	-	-	-	-	250,000.00
ARP-2019A	-	-	-	-	6,379.51	-	-	-	3,113,327.84	3,119,707.35
ARP-21A DS	-	-	-	-	282,283.15	-	-	-	-	282,283.15
ARP-21B DS	-	-	-	-	366,350.39	-	-	-	-	366,350.39
ARP-21BSUB	-	-	-	16,154,713.47	1,733,499.21	20,767,009.40	27,597,946.12	5,899,492.50	-	72,152,660.70
ARP-CON13A	-	-	199,390.79	-	842,179.63	-	-	-	-	1,041,570.42
ARP-CONT	-	-	-	502,893.51	471,017.30	-	-	-	509,696.06	1,483,606.87
ARP-DS15B	-	-	-	-	6,724.43	-	-	-	2,833,175.01	2,839,899.44
ARP-DS16A	-	-	-	-	11,979.76	-	-	-	3,346,937.83	3,358,917.59
ARP-DS17A	-	-	-	-	5,972.63	-	-	-	6,604,809.43	6,610,782.06
ARP-DS17B	-	-	-	-	4,326.64	-	-	-	5,441,639.69	5,445,966.33
ARP-DS18A	-	-	-	-	538,996.06	-	-	-	-	538,996.06
ARP-GEN	-	236,286.53	1,494,978.81	1,538,530.38	890,335.79	970,391.92	-	3,064,183.47	1,517,405.54	9,712,112.44
ARP-O&M	-	-	9,409,976.17	8,106,090.15	21,618,449.84	1,000,234.50	33,759,666.72	-	1,003,811.01	74,898,228.39
ARP-R&R	-	-	4,962,790.12	5,527,064.63	6,444,929.72	8,728,616.06	-	9,318,956.67	8,005,838.80	42,988,196.00
ARP-SOLAR	-	-	-	1,508,680.51	580,228.66	-	-	-	-	2,088,909.17
ARP-SUBDBT	-	-	-	-	2.76	-	-	-	-	2.76
Grand Total	250,000.00	236,286.53	16,067,135.89	33,337,972.65	33,803,655.48	31,466,251.88	61,357,612.84	18,282,632.64	32,376,641.21	227,178,189.12
% OF TOTAL	0%	0%	7%	15%	15%	14%	27%	8%	14%	100%



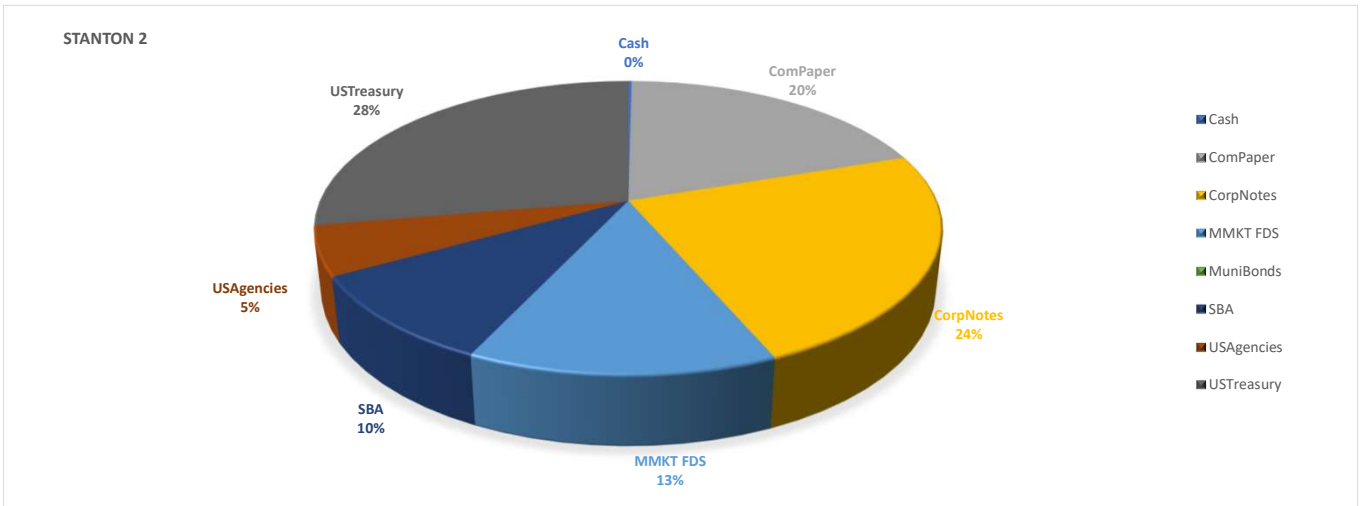
ST LUCIE											
	Cash	CD's	ComPaper	CorpNotes	MMKT FDS	MuniBonds	SBA	USAgencies	USTreasury	Grand Total	
SL	100,000.00	-	-	-	-	-	-	-	-	100,000.00	
STL NFS	-	-	985,260.26	1,005,684.48	2,557,807.31	-	-	1,252,935.24	2,264,473.28	8,066,160.57	
STL-CONT	-	-	-	992,068.64	558,828.09	470,213.67	-	-	507,145.86	2,528,256.26	
STL-DS13A	-	-	-	-	393,627.46	-	-	-	-	393,627.46	
STL-DS21A	-	-	-	-	501,973.70	-	-	-	-	501,973.70	
STL-DS21B	-	-	-	-	431,643.71	-	-	-	-	431,643.71	
STL-GEN	-	-	-	16,964,776.82	495,005.38	4,889,887.50	-	13,180,812.88	7,571,324.20	43,101,806.78	
STL-O&M	-	-	3,708,834.86	2,492,162.87	1,079,108.20	-	7,233,752.47	1,028,553.47	971,733.50	16,514,145.37	
STL-R&R	-	-	-	502,230.20	578,260.01	987,969.33	-	4,530,121.20	4,024,893.89	10,623,474.63	
Totals	100,000.00	-	4,694,095.12	21,956,923.01	6,596,253.86	6,348,070.50	7,233,752.47	19,992,422.79	15,339,570.73	82,261,088.48	
% OF TOTAL	0%	0%	6%	27%	8%	8%	9%	24%	18%	100%	



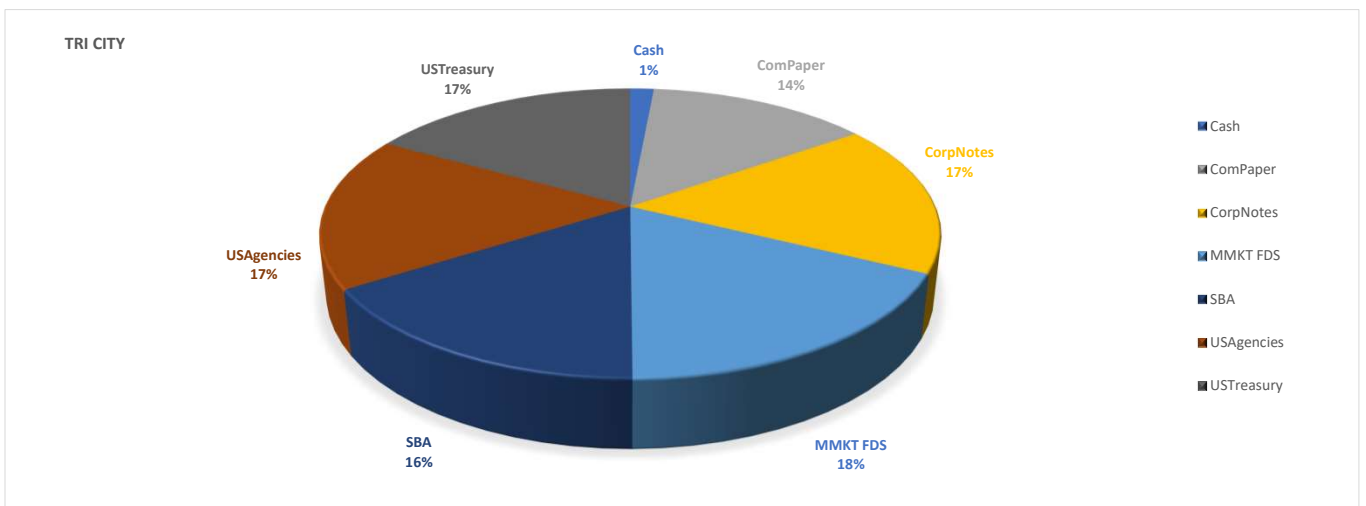
STANTON											
Row Labels	Cash	CD's	ComPaper	CorpNotes	MMKT FDS	MuniBonds	SBA	USAgencies	USTreasury	Grand Total	
STN	100,000.00	-	-	-	-	-	-	-	-	100,000.00	
STN-CONT	-	-	-	905,208.30	287,606.77	-	-	-	-	1,192,815.07	
STN-GEN	-	-	2,961,743.39	2,476,044.53	820,269.51	-	-	1,016,475.00	4,009,908.18	11,284,440.61	
STN-O&M	-	-	1,477,890.39	-	439,061.67	-	4,307,492.75	-	-	6,224,444.81	
STN-R&R	-	-	991,970.16	1,531,397.21	3,142,709.18	-	-	-	-	5,666,076.55	
Grand Total	100,000.00	-	5,431,603.94	4,912,650.04	4,689,647.13	-	4,307,492.75	1,016,475.00	4,009,908.18	24,467,777.04	
% OF TOTAL	1%	0%	22%	20%	19%	0%	18%	4%	16%	100%	



STANTON 2										
Row Labels	Cash	CD's	ComPaper	CorpNotes	MMKT FDS	MuniBonds	SBA	USAgencies	USTreasury	Grand Total
STN2	100,000.00	-	-	-	-	-	-	-	-	100,000.00
STN2-CONT	-	-	-	655,726.52	530,144.64	-	-	-	-	1,185,871.16
STN2-DS17A	-	-	-	-	221,073.56	-	-	-	-	221,073.56
STN2-DS17B	-	-	-	-	11,566.20	-	-	-	1,414,608.16	1,426,174.36
STN2-DS20	-	-	-	-	1,045.50	-	-	-	-	1,045.50
STN2-DS22A	-	-	-	-	8,864.45	-	-	-	1,572,006.74	1,580,871.19
STN2-GEN	-	-	5,948,723.30	8,940,701.51	1,965,595.88	-	-	2,752,084.00	10,012,727.04	29,619,831.73
STN2-O&M	-	-	985,260.26	-	899,659.12	-	4,996,833.93	-	999,883.78	7,881,637.09
STN2-PR20	-	-	2,975,105.13	2,424,135.49	3,026,188.09	-	-	-	-	8,425,428.71
STN2-R&R	-	-	-	-	11.76	-	-	-	-	11.76
STN2-REV20	-	-	-	-	144,070.08	-	-	-	-	144,070.08
Grand Total	100,000.00	-	9,909,088.69	12,020,563.52	6,808,219.28	-	4,996,833.93	2,752,084.00	13,999,225.72	50,586,015.14
% OF TOTAL	0%	0%	20%	24%	13%	0%	10%	5%	28%	100%



TRI CITY										
Row Labels	Cash	CD's	ComPaper	CorpNotes	MMKT FDS	MuniBonds	SBA	USAgencies	USTreasury	Grand Total
TC	100,000.00	-	-	-	-	-	-	-	-	100,000.00
TRI-CONT	-	-	-	152,743.59	192,726.59	-	-	-	-	345,470.18
TRI-GEN	-	-	396,337.78	251,446.75	151,917.75	-	-	408,738.22	399,953.51	1,608,394.01
TRI-O&M	-	-	246,315.06	-	352,238.59	-	1,098,140.54	253,758.61	249,970.94	2,200,423.74
TRI-R&R	-	-	297,928.76	759,961.76	504,975.21	-	-	509,580.14	499,198.94	2,571,644.81
Grand Total	100,000.00	-	940,581.60	1,164,152.10	1,201,858.14	-	1,098,140.54	1,172,076.97	1,149,123.39	6,825,932.74
% OF TOTAL	1%	0%	14%	17%	18%	0%	16%	17%	17%	100%



Investment Report

January 1, 2025

<u>CUSIP</u>	<u>ContNo</u>	<u>Issuer</u>	<u>Purchase Date</u>	<u>Maturity Date</u>	<u>Coupon</u>	<u>Yield to Maturity</u>	<u>Current Par</u>	<u>Market Value</u>	<u>(Premium)/Discount</u>	<u>Accrued Interest</u>	<u>Original Cost</u>	<u>Days To Maturity</u>	<u>Duration</u>	<u>Convexity</u>
Agency O&M														
3130ARMR9	126749	FHLB - Callable	01/19/2024	04/28/2025	2.940	4.714	500,000.00	500,107.50	10,875.00	2,572.50	0.9783	117	0.32	0.0026
3133ERMK4	126962	FFCB	07/30/2024	01/26/2026	4.625	4.612	1,000,000.00	1,021,333.19	(180.00)	19,913.19	1.0002	390	1.03	0.0171
57629WCG3	126434	CORP: MASSMUTUAL	05/17/2023	01/11/2025	2.950	4.696	1,000,000.00	1,013,294.06	27,450.00	13,930.56	0.9726	10	0.03	0.0002
59217GEJ4	126821	CORP: METLIFE	04/05/2024	07/02/2025	0.950	5.210	1,000,000.00	988,047.29	50,600.00	4,723.61	0.9494	182	0.50	0.0052
6174468C6	126931	CORP: MORGAN STANLEY	07/10/2024	07/23/2025	4.000	5.305	500,000.00	507,884.69	6,505.00	8,777.78	0.9870	203	0.55	0.0064
62455FSE7	126987	CP: Mountcliff Fund	09/17/2024	05/14/2025	0.000	4.531	1,000,000.00	988,431.21	28,812.78	0.00	0.9712	133	0.36	0.0030
83369BS98	126981	CP: Societe Generale	09/09/2024	05/09/2025	0.000	4.662	1,000,000.00	988,861.28	29,981.11	0.00	0.9700	128	0.35	0.0029
912828XB1	126700	US Treasury	12/15/2023	05/15/2025	2.125	4.563	500,000.00	497,396.24	16,562.49	1,379.49	0.9669	134	0.37	0.0031
91282CGA3	126706	US Treasury	12/22/2023	12/15/2025	4.000	4.307	500,000.00	499,941.89	2,897.00	888.89	0.9942	348	0.94	0.0140
91282CGA3	127056	US Treasury	12/20/2024	12/15/2025	4.000	4.236	1,000,000.00	999,883.78	2,271.73	1,777.78	0.9977	348	0.94	0.0140
91282CGN5	126708	US Treasury	12/22/2023	02/28/2025	4.625	4.651	500,000.00	508,153.55	234.37	7,917.80	0.9995	58	0.16	0.0010
91282CHV6	126663	US Treasury	11/13/2023	08/31/2025	5.000	5.101	500,000.00	510,622.23	885.46	8,402.78	0.9982	242	0.66	0.0082
N/A	125278	AGENCY SBA	11/05/2020	01/02/2025	4.620	4.620	2,480,450.16	2,480,450.16	0.00	8,858.20	1.0000	1	0.00	0.0000
VP4560000	124711	Principal	11/26/2019	01/02/2025	4.360	4.360	1,924,675.37	1,924,675.37	0.00	6,313.87	1.0000	1	0.00	0.0000
					3.262	4.634	13,405,125.53	13,429,082.44	176,894.94	85,456.45	0.9868	130	0.35	0.0045
AGENCY PLOAN DEBT SVC 2023														
N/A	126765	Goldman Sachs M-Mkt	01/25/2024	01/02/2025	4.160	4.160	73,277.37	73,277.37	0.00	199.84	1.0000	1	0.00	0.0000
					4.160	4.160	73,277.37	73,277.37	0.00	199.84	1.0000	1	0.00	0.0000
AGENCY PLOAN REV EXP 2023														
N/A	126846	Goldman Sachs M-Mkt	03/25/2024	01/02/2025	4.160	4.160	3.86	3.86	0.00	0.00	1.0000	1	0.00	0.0000
					4.160	4.160	3.86	3.86	0.00	0.00	1.0000	1	0.00	0.0000
		AGN Pool Summary			3.266	4.631	13,478,406.76	13,502,363.67	176,894.94	85,656.29	0.9869	130	0.35	0.0045
ALL REQUIREMENTS 2013A CONSTRUCTION														
06741FQC4	126905	CP: Barclays	06/20/2024	03/12/2025	0.000	5.453	200,000.00	199,390.79	7,685.00	0.00	0.9616	70	0.19	0.0013
N/A	116079	Goldman Sachs M-Mkt	09/17/2013	01/02/2025	4.160	4.160	842,179.63	842,179.63	0.00	3,054.65	1.0000	1	0.00	0.0000
					3.362	4.408	1,042,179.63	1,041,570.42	7,685.00	3,054.65	0.9926	14	0.04	0.0003

Investment Report

January 1, 2025

<u>CUSIP</u>	<u>ContNo</u>	<u>Issuer</u>	<u>Purchase Date</u>	<u>Maturity Date</u>	<u>Coupon</u>	<u>Yield to Maturity</u>	<u>Current Par</u>	<u>Market Value</u>	<u>(Premium)/ Discount</u>	<u>Accrued Interest</u>	<u>Original Cost</u>	<u>Days To Maturity</u>	<u>Duration</u>	<u>Convexity</u>
ALL REQUIREMENTS 2021B SUBORDINATE BOND PROCEED														
127145LF5	125506	MUNI: CACHE CNTY UT	05/27/2021	06/15/2025	3.000	0.660	1,975,000.00	1,964,828.42	(184,386.00)	2,633.33	1.0934	165	0.45	0.0042
160357XD6	125503	MUNI: CTY CHARLESTON	05/26/2021	03/01/2025	1.250	0.520	1,255,000.00	1,253,004.76	(34,098.35)	5,229.17	1.0272	59	0.17	0.0011
235308D75	125460	MUNI: DALLAS TX SCH	04/27/2021	08/15/2025	4.000	0.700	6,110,000.00	6,189,510.11	(852,528.30)	92,328.89	1.1395	226	0.61	0.0073
3133EMWH1	125451	FFCB	04/27/2021	04/21/2025	0.710	0.710	3,000,000.00	2,971,695.00	0.00	4,260.00	1.0000	110	0.30	0.0024
3135G05X7	125450	FNMA	04/27/2021	08/25/2025	0.375	0.692	3,000,000.00	2,927,797.50	40,470.00	3,937.50	0.9865	236	0.65	0.0074
35569PFG3	125498	MUNI: FREDERICK CNTY	05/17/2021	08/01/2025	3.000	0.637	1,630,000.00	1,637,059.53	(159,560.70)	20,375.00	1.0979	212	0.57	0.0066
37331NAJ0	125441	CORP:GEORGIA-PACIFIC	04/27/2021	09/30/2025	1.750	1.130	4,000,000.00	3,943,416.77	(106,793.76)	17,694.44	1.0267	272	0.74	0.0095
68609TT81	125499	MUNI: Oregon State	05/18/2021	08/01/2025	0.803	0.666	1,300,000.00	1,277,739.23	(7,371.00)	4,349.58	1.0057	212	0.58	0.0064
74256LEE5	125440	CORP: PRINCIPAL LIFE	04/27/2021	06/23/2025	1.250	1.070	5,000,000.00	4,928,991.67	(36,450.00)	1,388.89	1.0073	173	0.47	0.0045
74368CAX2	125443	CORP: PROTECTIVELIFE	04/27/2021	07/15/2025	1.170	1.168	2,375,000.00	2,348,273.28	(155.61)	12,813.13	1.0001	195	0.53	0.0058
78015K7H1	125439	CORP: ROYAL BK CA	04/27/2021	06/10/2025	1.150	1.005	5,000,000.00	4,934,031.75	(29,149.99)	3,354.17	1.0058	160	0.44	0.0040
880591EW8	125720	MUNI: TVA	12/08/2021	05/15/2025	0.750	1.082	5,000,000.00	4,939,216.67	55,850.00	4,791.67	0.9888	134	0.37	0.0031
91417K2W0	125496	MUNI: UNIV COLORADO	05/17/2021	06/01/2025	2.347	0.650	3,690,000.00	3,505,650.68	(249,185.70)	7,217.03	1.0675	151	0.42	0.0035
N/A	125431	Goldman Sachs M-Mkt	04/15/2021	01/02/2025	4.160	4.160	1,733,499.21	1,733,499.21	0.00	6,302.43	1.0000	1	0.00	0.0000
N/A	125476	ARP 21B SUB SBA	04/30/2021	01/02/2025	4.620	4.620	27,597,946.12	27,597,946.12	0.00	115,903.57	1.0000	1	0.00	0.0000
					2.890	2.374	72,666,445.33	72,152,660.70	(1,563,359.41)	302,578.80	1.0215	109	0.30	0.0031
ALL REQUIREMENTS CONTINGENCY														
07330MAB3	127035	CORP: Truist	10/31/2024	09/16/2025	3.625	4.667	500,000.00	502,893.51	4,450.00	5,286.46	0.9911	258	0.70	0.0089
91282CKB6	127028	US Treasury	10/31/2024	02/28/2026	4.625	4.231	500,000.00	509,696.06	(2,542.58)	7,772.57	1.0051	423	1.13	0.0196
VP4560000	124582	Principal	11/04/2019	01/02/2025	4.360	4.360	471,017.30	471,017.30	0.00	1,859.93	1.0000	1	0.00	0.0000
					4.200	4.420	1,471,017.30	1,483,606.87	1,907.42	14,918.96	0.9987	232	0.62	0.0097
ALL REQUIREMENTS DEBT SERVICE 2015B														
912797MU8	127014	US Treasury	10/29/2024	03/27/2025	0.000	4.512	987,000.00	976,982.74	17,851.82	0.00	0.9819	85	0.23	0.0016
912797MU8	127075	US Treasury	12/27/2024	03/27/2025	0.000	4.324	936,000.00	926,500.35	9,874.80	0.00	0.9895	85	0.23	0.0016
912797NS2	127044	US Treasury	11/26/2024	03/25/2025	0.000	4.509	939,000.00	929,691.92	13,602.92	0.00	0.9855	83	0.23	0.0016
N/A	118434	Goldman Sachs M-Mkt	01/28/2016	01/02/2025	4.160	4.160	6,724.43	6,724.43	0.00	132.29	1.0000	1	0.00	0.0000
					0.010	4.449	2,868,724.43	2,839,899.44	41,329.54	132.29	0.9856	84	0.23	0.0016

Investment Report

January 1, 2025

<u>CUSIP</u>	<u>ContNo</u>	<u>Issuer</u>	<u>Purchase Date</u>	<u>Maturity Date</u>	<u>Coupon</u>	<u>Yield to Maturity</u>	<u>Current Par</u>	<u>Market Value</u>	<u>(Premium)/Discount</u>	<u>Accrued Interest</u>	<u>Original Cost</u>	<u>Days To Maturity</u>	<u>Duration</u>	<u>Convexity</u>
ALL REQUIREMENTS DEBT SERVICE 2016A														
912797MU8	127017	US Treasury	10/29/2024	03/27/2025	0.000	4.512	1,252,000.00	1,239,293.20	22,644.86	0.00	0.9819	85	0.23	0.0016
912797MU8	127076	US Treasury	12/27/2024	03/27/2025	0.000	4.324	1,062,000.00	1,051,221.55	11,204.10	0.00	0.9895	85	0.23	0.0016
912797NS2	127047	US Treasury	11/26/2024	03/25/2025	0.000	4.509	1,067,000.00	1,056,423.08	15,457.20	0.00	0.9855	83	0.23	0.0016
N/A	118861	Goldman Sachs M-Mkt	05/12/2016	01/02/2025	4.160	4.160	11,979.76	11,979.76	0.00	162.09	1.0000	1	0.00	0.0000
					0.015	4.451	3,392,979.76	3,358,917.59	49,306.16	162.09	0.9855	84	0.23	0.0016
ALL REQUIREMENTS DEBT SERVICE 2017A														
912797MU8	127013	US Treasury	10/29/2024	03/27/2025	0.000	4.512	2,240,000.00	2,217,265.79	40,514.77	0.00	0.9819	85	0.23	0.0016
912797MU8	127077	US Treasury	12/27/2024	03/27/2025	0.000	4.324	2,212,000.00	2,189,549.97	23,336.60	0.00	0.9895	85	0.23	0.0016
912797NS2	127046	US Treasury	11/26/2024	03/25/2025	0.000	4.509	2,220,000.00	2,197,993.67	32,160.25	0.00	0.9855	83	0.23	0.0016
N/A	120615	Goldman Sachs M-Mkt	06/30/2017	01/02/2025	4.160	4.160	5,972.63	5,972.63	0.00	272.18	1.0000	1	0.00	0.0000
					0.004	4.448	6,677,972.63	6,610,782.06	96,011.62	272.18	0.9856	84	0.23	0.0016
ALL REQUIREMENTS DEBT SERVICE 2017B														
912797MU8	127015	US Treasury	10/29/2024	03/27/2025	0.000	4.512	1,868,000.00	1,849,041.29	33,786.42	0.00	0.9819	85	0.23	0.0016
912797MU8	127079	US Treasury	12/27/2024	03/27/2025	0.000	4.324	1,811,000.00	1,792,619.80	19,106.05	0.00	0.9895	85	0.23	0.0016
912797NS2	127045	US Treasury	11/26/2024	03/25/2025	0.000	4.509	1,818,000.00	1,799,978.60	26,336.64	0.00	0.9855	83	0.23	0.0016
N/A	120616	Goldman Sachs M-Mkt	06/30/2017	01/02/2025	4.160	4.160	4,326.64	4,326.64	0.00	221.07	1.0000	1	0.00	0.0000
					0.003	4.449	5,501,326.64	5,445,966.33	79,229.11	221.07	0.9856	84	0.23	0.0016
ALL REQUIREMENTS DEBT SERVICE 2018A														
N/A	122318	Goldman Sachs M-Mkt	07/26/2018	01/02/2025	4.160	4.160	538,996.06	538,996.06	0.00	1,478.29	1.0000	1	0.00	0.0000
					4.160	4.160	538,996.06	538,996.06	0.00	1,478.29	1.0000	1	0.00	0.0000
ALL REQUIREMENTS DEBT SERVICE 2019A														
912797MU8	127016	US Treasury	10/29/2024	03/27/2025	0.000	4.512	1,059,000.00	1,048,252.00	19,154.08	0.00	0.9819	85	0.23	0.0016
912797MU8	127078	US Treasury	12/27/2024	03/27/2025	0.000	4.324	1,041,000.00	1,030,434.68	10,982.55	0.00	0.9895	85	0.23	0.0016
912797NS2	127043	US Treasury	11/26/2024	03/25/2025	0.000	4.509	1,045,000.00	1,034,641.16	15,138.50	0.00	0.9855	83	0.23	0.0016
N/A	124837	Goldman Sachs M-Mkt	11/25/2019	01/02/2025	4.160	4.160	6,379.51	6,379.51	0.00	141.53	1.0000	1	0.00	0.0000
					0.008	4.448	3,151,379.51	3,119,707.35	45,275.13	141.53	0.9856	84	0.23	0.0016
ALL REQUIREMENTS DEBT SERVICE 2021A														
N/A	125470	Goldman Sachs M-Mkt	04/30/2021	01/02/2025	4.160	4.160	282,283.15	282,283.15	0.00	776.22	1.0000	1	0.00	0.0000
					4.160	4.160	282,283.15	282,283.15	0.00	776.22	1.0000	1	0.00	0.0000
ALL REQUIREMENTS DEBT SERVICE 2021B														
N/A	125477	Goldman Sachs M-Mkt	05/04/2021	01/02/2025	4.160	4.160	366,350.39	366,350.39	0.00	1,006.78	1.0000	1	0.00	0.0000
					4.160	4.160	366,350.39	366,350.39	0.00	1,006.78	1.0000	1	0.00	0.0000

Investment Report

January 1, 2025

<u>CUSIP</u>	<u>ContNo</u>	<u>Issuer</u>	<u>Purchase Date</u>	<u>Maturity Date</u>	<u>Coupon</u>	<u>Yield to Maturity</u>	<u>Current Par</u>	<u>Market Value</u>	<u>(Premium)/ Discount</u>	<u>Accrued Interest</u>	<u>Original Cost</u>	<u>Days To Maturity</u>	<u>Duration</u>	<u>Convexity</u>
ALL REQUIREMENTS GENERAL RESERVE														
02665WEY3	127051	CORP: HONDA	12/05/2024	01/09/2026	4.950	4.421	1,000,000.00	1,030,645.69	(5,550.00)	23,650.00	1.0056	373	0.99	0.0162
06741FQC4	126906	CP: Barclays	06/20/2024	03/12/2025	0.000	5.453	500,000.00	498,476.97	19,212.50	0.00	0.9616	70	0.19	0.0013
254673MP8	126585	CD: Discover Bank	08/23/2023	02/22/2028	3.000	3.000	245,000.00	236,286.53	0.00	2,658.08	1.0000	1,147	2.99	0.1093
3130AWS92	126736	FHLB	01/05/2024	09/12/2025	4.875	4.540	1,000,000.00	1,018,010.42	(5,317.00)	14,760.42	1.0053	254	0.68	0.0087
3130AYCN4	126732	FHLB	01/05/2024	01/03/2025	4.750	4.860	1,000,000.00	1,023,491.11	1,060.00	23,486.11	0.9989	2	0.01	0.0000
3130AYDV5	126738	FHLB - Callable	01/08/2024	01/08/2026	4.850	4.850	1,000,000.00	1,022,681.94	0.00	23,306.94	1.0000	372	0.98	0.0159
341271AE4	127001	MUNI: FLORIDA SBA	10/16/2024	07/01/2027	1.705	4.440	1,000,000.00	970,391.92	69,090.00	8,525.00	0.9309	911	2.43	0.0735
45685QPA1	126871	CP: ING Funding	05/08/2024	02/10/2025	0.000	5.575	1,000,000.00	996,501.84	40,628.12	0.00	0.9594	40	0.11	0.0006
6174468C6	126933	CORP: MORGAN STANLEY	07/10/2024	07/23/2025	4.000	5.305	500,000.00	507,884.69	6,505.00	8,777.78	0.9870	203	0.55	0.0064
91282CJK8	127071	US Treasury	12/20/2024	11/15/2026	4.625	4.312	1,500,000.00	1,517,405.54	(8,400.24)	9,057.29	0.0431	683	1.81	0.0434
VP4560000	124710	Principal	11/25/2019	01/02/2025	4.360	4.360	890,335.79	890,335.79	0.00	5,616.47	1.0000	1	0.00	0.0000
					3.600	4.686	9,635,335.79	9,712,112.44	117,228.38	119,838.09	0.8380	352	0.93	0.0219
ALL REQUIREMENTS O&M														
24422EWS4	126820	CORP: JOHN DEERE	04/05/2024	03/03/2025	5.150	5.178	3,000,000.00	3,054,871.84	870.00	50,641.67	0.9997	61	0.17	0.0011
29449WAP2	126992	CORP: EQH	10/16/2024	12/02/2025	5.500	4.486	3,000,000.00	3,046,419.24	(32,910.00)	13,291.67	1.0110	335	0.90	0.0132
45685QPA1	126868	CP: ING Funding	05/08/2024	02/10/2025	0.000	5.575	2,000,000.00	1,993,003.68	81,256.24	0.00	0.9594	40	0.11	0.0006
62455FTG1	126995	CP: Mountcliff Fund	10/16/2024	06/16/2025	0.000	4.641	3,000,000.00	2,956,806.25	89,910.00	0.00	0.9700	166	0.45	0.0042
63307LRG8	126955	CP: NATL BANK OF CAN	07/30/2024	04/16/2025	0.000	5.161	1,000,000.00	990,844.44	35,461.11	0.00	0.9645	105	0.29	0.0022
63307LSU6	126900	CP: NATL BANK OF CAN	06/07/2024	05/28/2025	0.000	5.430	2,500,000.00	2,484,061.54	126,961.80	0.00	0.9492	147	0.40	0.0036
63873JTL4	127058	CP: NATIXIS NY	12/20/2024	06/20/2025	0.000	4.589	1,000,000.00	985,260.26	22,370.83	0.00	0.9776	170	0.47	0.0044
68608VDV3	125401	MUNI: Oregon State	03/26/2021	05/01/2025	3.069	0.900	1,000,000.00	1,000,234.50	(87,050.00)	5,115.00	1.0871	120	0.33	0.0027
808513AX3	126960	CORP: SCHWAB	07/30/2024	05/21/2025	3.850	5.191	2,000,000.00	2,004,799.07	21,080.00	8,555.56	0.9895	140	0.38	0.0033
91282CDS7	126813	US Treasury	04/04/2024	01/15/2025	1.125	5.125	1,000,000.00	1,003,811.01	30,234.37	5,197.01	0.9698	14	0.04	0.0002
N/A	125279	All Req. SBA	11/05/2020	01/02/2025	4.620	4.620	33,759,666.72	33,759,666.72	0.00	110,194.78	1.0000	1	0.00	0.0000
VP4560000	124611	Principal	11/21/2019	01/02/2025	4.360	4.360	21,618,449.84	21,618,449.84	0.00	81,228.78	1.0000	1	0.00	0.0000
					3.927	4.594	74,878,116.56	74,898,228.39	288,184.35	274,224.47	0.9962	38	0.10	0.0011

Investment Report

January 1, 2025

CUSIP	ContNo	Issuer	Purchase Date	Maturity Date	Coupon	Yield to Maturity	Current Par	Market Value	(Premium)/Discount	Accrued Interest	Original Cost	Days To Maturity	Duration	Convexity
ALL REQUIREMENTS RENEWAL & REPLACEMENT														
037833BY5	125408	CORP: APPLE INC	03/30/2021	02/23/2026	3.250	1.233	1,500,000.00	1,500,728.84	(143,370.00)	17,333.33	1.0956	418	1.12	0.0192
283770NU5	125405	MUNI: EL PASO SCHOOL	03/29/2021	08/15/2026	5.000	0.996	1,500,000.00	1,541,146.33	(313,680.00)	28,333.33	1.2091	591	1.55	0.0339
3130AWLY4	126772	FHLB	02/08/2024	06/13/2025	5.125	4.594	1,500,000.00	1,508,268.75	(10,200.00)	3,843.75	1.0068	163	0.45	0.0041
3130AYCN4	126734	FHLB	01/08/2024	01/03/2025	4.750	4.835	1,500,000.00	1,535,236.67	1,223.08	35,229.17	0.9992	2	0.01	0.0000
3133EPCW3	126329	FFCB	03/10/2023	03/10/2025	5.000	5.170	750,000.00	762,376.25	2,393.35	11,562.50	0.9968	68	0.19	0.0013
3133ERUK5	126989	FFCB - Callable	09/23/2024	09/23/2026	4.020	4.020	3,500,000.00	3,502,111.67	0.00	38,301.67	1.0000	630	1.67	0.0378
31424WJZ6	126902	FAMCA	06/10/2024	06/10/2026	5.240	5.240	2,000,000.00	2,010,963.33	0.00	6,113.33	1.0000	525	1.40	0.0276
63743HFE7	126514	CORP: Natl Rural Uti	07/12/2023	06/15/2025	3.450	5.400	1,000,000.00	997,389.75	35,232.60	1,533.33	0.9648	165	0.45	0.0043
63873JPT1	126983	CP: NATIXIS NY	09/09/2024	02/27/2025	0.000	4.856	3,000,000.00	2,985,067.56	66,547.50	0.00	0.9778	57	0.16	0.0010
64971XEK0	125399	MUNI: NYC Trans Fin	03/25/2021	08/01/2026	3.430	1.110	1,500,000.00	1,491,182.50	(180,225.00)	21,437.50	1.1202	577	1.53	0.0328
64971XEK0	125403	MUNI: NYC Trans Fin	03/29/2021	08/01/2026	3.430	1.106	1,500,000.00	1,491,182.50	(180,225.00)	21,437.50	1.1202	577	1.53	0.0328
64971XJB5	126774	MUNI: NYC	02/09/2024	11/01/2025	2.740	4.530	1,450,000.00	1,435,495.17	42,717.00	6,621.67	0.9705	304	0.83	0.0114
6944PL2B4	126739	CORP: PACIFIC LIFE	01/09/2024	06/24/2025	1.200	4.940	1,500,000.00	1,478,157.63	77,925.00	395.60	0.9481	174	0.48	0.0046
74153WCR8	126804	CORP: PRICOA GL FD	03/22/2024	08/28/2025	4.200	5.162	1,530,000.00	1,550,788.41	20,393.78	21,955.50	0.9867	239	0.64	0.0080
83369BS98	126984	CP: Societe Generale	09/09/2024	05/09/2025	0.000	4.662	2,000,000.00	1,977,722.56	59,962.22	0.00	0.9700	128	0.35	0.0029
882724RB5	125406	MUNI: STATE OF TEXAS	03/29/2021	10/01/2026	5.000	0.964	2,000,000.00	2,041,400.00	(431,860.00)	25,000.00	1.2159	638	1.68	0.0384
902273WX5	121455	MUNI: TYLER	12/08/2017	02/15/2026	5.000	1.870	700,000.00	728,209.56	(165,564.00)	13,220.11	1.2365	410	1.09	0.0188
912797LX3	126993	US Treasury	10/16/2024	01/09/2025	0.000	4.624	4,000,000.00	3,996,154.20	42,500.00	0.00	0.9894	8	0.02	0.0001
912797MM6	127048	US Treasury	12/05/2024	03/06/2025	0.000	4.444	2,000,000.00	1,984,678.08	21,915.83	0.00	0.9890	64	0.18	0.0011
91282CJT9	126751	US Treasury	01/19/2024	01/15/2027	4.000	4.135	2,000,000.00	2,025,006.52	7,500.00	36,956.52	0.9963	744	1.94	0.0500
VP4560000	124585	Principal	11/04/2019	01/02/2025	4.360	4.360	6,444,929.72	6,444,929.72	0.00	24,322.47	1.0000	1	0.00	0.0000
					3.056	3.904	42,874,929.72	42,988,196.00	(1,046,813.64)	313,597.28	1.0244	272	0.72	0.0143
ALL REQUIREMENTS SOLAR O&M														
07330MAB3	127034	CORP: Truist	10/31/2024	09/16/2025	3.625	4.667	1,500,000.00	1,508,680.51	13,350.00	15,859.38	0.9911	258	0.70	0.0089
VP4560000	125040	Principal	04/27/2020	01/02/2025	4.360	4.360	580,228.66	580,228.66	0.00	2,291.19	1.0000	1	0.00	0.0000
					3.830	4.581	2,080,228.66	2,088,909.17	13,350.00	18,150.57	0.9936	186	0.50	0.0064
ALL REQUIREMENTS SUBORDINATE DEBT														
N/A	125086	Goldman Sachs M-Mkt	05/29/2020	01/02/2025	4.160	4.160	2.76	2.76	0.00	0.00	1.0000	1	0.00	0.0000
					4.160	4.160	2.76	2.76	0.00	0.00	1.0000	1	0.00	0.0000
		ARP Pool Summary			3.045	3.741	227,428,268.32	226,928,189.12	(1,870,666.34)	1,050,553.27	1.0019	125	0.34	0.0053
Bushnell Rate Stabilization Fund														
VP4560000	124580	Principal	11/04/2019	01/02/2025	4.360	4.360	87,176.05	87,176.05	0.00	344.24	1.0000	1	0.00	0.0000
					4.360	4.360	87,176.05	87,176.05	0.00	344.24	1.0000	1	0.00	0.0000
		BUSH Pool Summary			4.360	4.360	87,176.05	87,176.05	0.00	344.24	1.0000	1	0.00	0.0000

Investment Report

January 1, 2025

<u>CUSIP</u>	<u>ContNo</u>	<u>Issuer</u>	<u>Purchase Date</u>	<u>Maturity Date</u>	<u>Coupon</u>	<u>Yield to Maturity</u>	<u>Current Par</u>	<u>Market Value</u>	<u>(Premium)/Discount</u>	<u>Accrued Interest</u>	<u>Original Cost</u>	<u>Days To Maturity</u>	<u>Duration</u>	<u>Convexity</u>
FMPA CLEWISTON PL 2021 DEBT SERVICE FUND														
N/A	126074	Goldman Sachs M-Mkt	08/31/2021	01/02/2025	4.160	4.160	235.27	235.27	0.00	0.88	1.0000	1	0.00	0.0000
					4.160	4.160	235.27	235.27	0.00	0.88	1.0000	1	0.00	0.0000
FMPA CLEWISTON PL 2021 REVENUE & EXPENSE														
N/A	126075	Goldman Sachs M-Mkt	09/23/2022	01/02/2025	4.160	4.160	33.36	33.36	0.00	0.12	1.0000	1	0.00	0.0000
					4.160	4.160	33.36	33.36	0.00	0.12	1.0000	1	0.00	0.0000
		CLEW Pool Summary			4.160	4.160	268.63	268.63	0.00	1.00	1.0000	1	0.00	0.0000
FMPA Pool Loan Working Capital														
VP4560000	124586	Principal	11/04/2019	01/02/2025	4.360	4.360	11,929.39	11,929.39	0.00	61.91	1.0000	1	0.00	0.0000
					4.360	4.360	11,929.39	11,929.39	0.00	61.91	1.0000	1	0.00	0.0000
		FMPA Pool Summary			4.360	4.360	11,929.39	11,929.39	0.00	61.91	1.0000	1	0.00	0.0000
FMPA PL HOMESTEAD PROJECT FUND 2021														
N/A	125532	Goldman Sachs M-Mkt	06/28/2021	01/02/2025	4.160	4.160	4,185,870.23	4,185,870.23	0.00	15,664.33	1.0000	1	0.00	0.0000
					4.160	4.160	4,185,870.23	4,185,870.23	0.00	15,664.33	1.0000	1	0.00	0.0000
FMPA PL HOMESTEAD REVENUE EXPENSE FUND 2021														
N/A	125848	Goldman Sachs M-Mkt	03/25/2022	04/04/2042	4.160	4.160	22.10	22.10	0.00	0.10	1.0000	6,302	17.25	3.0629
					4.160	4.160	22.10	22.10	0.00	0.10	1.0000	6,302	17.25	3.0629
HOMESTEAD PL DEBT SERVICE 2022														
N/A	126363	Goldman Sachs M-Mkt	03/16/2023	01/02/2025	4.160	4.160	283.66	283.66	0.00	1.06	1.0000	1	0.00	0.0000
					4.160	4.160	283.66	283.66	0.00	1.06	1.0000	1	0.00	0.0000
HOMESTEAD PL PROJECT FUND 2022														
N/A	126181	Goldman Sachs M-Mkt	11/17/2022	01/02/2025	4.160	4.160	5,015,516.33	5,015,516.33	0.00	18,769.14	1.0000	1	0.00	0.0000
					4.160	4.160	5,015,516.33	5,015,516.33	0.00	18,769.14	1.0000	1	0.00	0.0000
HOMESTEAD PL REVENUE EXPESNE 2022														
N/A	126364	Goldman Sachs M-Mkt	03/16/2023	01/02/2025	4.160	4.160	18.73	18.73	0.00	0.06	1.0000	1	0.00	0.0000
					4.160	4.160	18.73	18.73	0.00	0.06	1.0000	1	0.00	0.0000
		HMST Pool Summary			4.160	4.160	9,201,711.05	9,201,711.05	0.00	34,434.69	1.0000	1	0.00	0.0000
FMPA PL HOMESTEAD DEBT SERVICE 2021														
N/A	125650	Goldman Sachs M-Mkt	09/24/2021	01/02/2025	4.160	4.160	162.08	162.08	0.00	0.63	1.0000	1	0.00	0.0000
					4.160	4.160	162.08	162.08	0.00	0.63	1.0000	1	0.00	0.0000
		HOME Pool Summary			4.160	4.160	162.08	162.08	0.00	0.63	1.0000	1	0.00	0.0000

Investment Report

January 1, 2025

<u>CUSIP</u>	<u>ContNo</u>	<u>Issuer</u>	<u>Purchase Date</u>	<u>Maturity Date</u>	<u>Coupon</u>	<u>Yield to Maturity</u>	<u>Current Par</u>	<u>Market Value</u>	<u>(Premium)/Discount</u>	<u>Accrued Interest</u>	<u>Original Cost</u>	<u>Days To Maturity</u>	<u>Duration</u>	<u>Convexity</u>
Kissimmee Rate Stabilization Fund														
VP4560000	124581	Principal	11/04/2019	01/02/2025	4.360	4.360	15,712.31	15,712.31	0.00	61.91	1.0000	1	0.00	0.0000
					4.360	4.360	15,712.31	15,712.31	0.00	61.91	1.0000	1	0.00	0.0000
			KUA Pool Summary		4.360	4.360	15,712.31	15,712.31	0.00	61.91	1.0000	1	0.00	0.0000
FMPA PL BUSHNELL Debt Service														
N/A	124748	Goldman Sachs M-Mkt	12/10/2019	01/02/2025	4.160	4.160	255,797.73	255,797.73	0.00	178.58	1.0000	1	0.00	0.0000
					4.160	4.160	255,797.73	255,797.73	0.00	178.58	1.0000	1	0.00	0.0000
FMPA PL BUSHNELL Revenue Fund														
N/A	125799	Goldman Sachs M-Mkt	02/01/2022	01/02/2025	4.160	4.160	3,084.44	3,084.44	0.00	2.22	1.0000	1	0.00	0.0000
					4.160	4.160	3,084.44	3,084.44	0.00	2.22	1.0000	1	0.00	0.0000
			POOL Pool Summary		4.160	4.160	258,882.17	258,882.17	0.00	180.80	1.0000	1	0.00	0.0000
St Lucie Contingency														
052404QH6	126702	MUNI: Austin College	12/19/2023	02/01/2027	1.361	4.476	500,000.00	470,213.67	44,855.00	2,835.42	0.9103	761	2.05	0.0532
6944PL2B4	125378	CORP: PACIFIC LIFE	02/19/2021	06/24/2025	1.200	0.849	500,000.00	492,751.86	(7,450.00)	133.33	1.0149	174	0.48	0.0046
75951AAP3	126415	CORP: Reliance Stand	04/28/2023	05/07/2025	2.750	5.090	500,000.00	499,316.78	22,248.88	2,062.50	0.9555	126	0.34	0.0029
91282CJE2	127029	US Treasury	10/31/2024	10/31/2025	5.000	4.308	500,000.00	507,145.86	(3,417.97)	4,236.11	1.0068	303	0.82	0.0113
VP4560000	124587	Principal	11/04/2019	01/02/2025	4.360	4.360	558,828.09	558,828.09	0.00	2,197.75	1.0000	1	0.00	0.0000
					2.967	3.829	2,558,828.09	2,528,256.26	56,235.91	11,465.11	0.9780	267	0.72	0.0141
St Lucie Debt Service 2013A														
X9X9USDAC	123469	MORGAN STANLEY LIQ	03/05/2019	01/02/2025	4.180	4.180	393,627.46	393,627.46	0.00	1,077.01	1.0000	1	0.00	0.0000
					4.180	4.180	393,627.46	393,627.46	0.00	1,077.01	1.0000	1	0.00	0.0000
ST LUCIE DEBT SERVICE 2021A														
X9X9USDAC	125669	MORGAN STANLEY LIQ	10/20/2021	01/02/2025	4.180	4.180	501,973.70	501,973.70	0.00	1,373.62	1.0000	1	0.00	0.0000
					4.180	4.180	501,973.70	501,973.70	0.00	1,373.62	1.0000	1	0.00	0.0000
ST LUCIE DEBT SERVICE 2021B														
X9X9USDAC	126049	MORGAN STANLEY LIQ	07/27/2022	01/02/2025	4.180	4.180	431,643.71	431,643.71	0.00	1,180.87	1.0000	1	0.00	0.0000
					4.180	4.180	431,643.71	431,643.71	0.00	1,180.87	1.0000	1	0.00	0.0000

Investment Report

January 1, 2025

<u>CUSIP</u>	<u>ContNo</u>	<u>Issuer</u>	<u>Purchase Date</u>	<u>Maturity Date</u>	<u>Coupon</u>	<u>Yield to Maturity</u>	<u>Current Par</u>	<u>Market Value</u>	<u>(Premium)/Discount</u>	<u>Accrued Interest</u>	<u>Original Cost</u>	<u>Days To Maturity</u>	<u>Duration</u>	<u>Convexity</u>	
St Lucie Decommissioning															
06051GFX2	126371	CORP: BANK OF AMER	04/18/2023	04/19/2026	3.500	4.685	5,000,000.00	4,988,334.21	164,200.00	35,000.00	0.9672	473	1.27	0.0235	
06418GAK3	126980	Bank of Nova Scotia	08/28/2024	08/01/2029	5.450	4.462	5,000,000.00	5,387,550.26	(216,050.00)	113,541.67	1.0432	1,673	4.04	0.1923	
06741FRG4	126997	CP: Barclays	10/16/2024	04/16/2025	0.000	4.732	10,000,000.00	9,908,444.43	230,533.33	0.00	0.9769	105	0.29	0.0022	
10921U2L1	126970	CORP: BRIGHHOUSE	08/16/2024	06/10/2029	5.650	5.090	6,365,000.00	6,774,328.40	(150,023.05)	20,977.98	1.0236	1,621	3.99	0.1861	
10921U2L1	126971	CORP: BRIGHHOUSE	08/16/2024	06/10/2029	5.650	5.070	3,635,000.00	3,868,764.14	(88,803.05)	11,980.35	1.0244	1,621	3.99	0.1861	
17325FBK3	126998	Corp: Citibank	10/18/2024	08/06/2029	4.838	4.472	10,000,000.00	10,491,244.49	(156,000.00)	194,863.89	1.0156	1,678	4.11	0.1970	
25160PAM9	126903	Deutsche Bank	06/20/2024	09/09/2027	5.371	5.135	5,000,000.00	5,229,570.88	(34,250.00)	83,548.89	1.0069	981	2.50	0.0791	
254845GR5	126423	MUNI: DC WATER	05/08/2023	10/01/2028	5.422	4.426	3,625,000.00	3,670,511.88	(171,498.75)	49,136.88	1.0473	1,369	3.41	0.1382	
29449WAE7	126369	CORP: EQH	04/17/2023	01/09/2026	1.000	4.771	5,000,000.00	4,863,405.90	477,050.00	23,888.89	0.9046	373	1.01	0.0158	
3130AWTR1	126576	FHLB	08/25/2023	09/08/2028	4.375	4.484	3,500,000.00	3,543,654.24	16,975.00	48,064.24	0.9952	1,346	3.40	0.1375	
3133EPGT6	126394	FFCB	04/26/2023	04/26/2027	3.875	4.032	5,000,000.00	4,978,282.64	28,700.00	34,982.64	0.9943	845	2.22	0.0626	
3134GYNV0	126368	FHLMC - Callable	04/17/2023	04/17/2025	4.720	4.720	10,000,000.00	10,099,522.22	0.00	97,022.22	1.0000	106	0.29	0.0022	
3134H12H5	126904	FHLMC - Callable	06/20/2024	06/17/2027	5.150	5.150	10,000,000.00	10,043,677.78	0.00	20,027.78	1.0000	897	2.34	0.0686	
48133U5U2	126393	CORP: JP MORGAN	04/24/2023	04/24/2026	5.125	5.125	5,000,000.00	5,103,822.83	0.00	47,690.97	1.0000	478	1.27	0.0238	
576000KW2	126424	MUNI: Mass School Bd	05/08/2023	06/15/2027	5.468	4.114	4,305,000.00	4,571,118.47	(217,789.95)	10,462.11	1.0506	895	2.32	0.0688	
58989V2D5	126382	CORP: METLIFE	04/20/2023	09/14/2026	1.250	4.830	7,185,000.00	6,861,561.48	797,780.51	26,694.27	0.8890	621	1.68	0.0374	
780082AD5	126370	CORP: ROYAL BK CA	04/17/2023	01/27/2026	4.650	4.900	5,000,000.00	5,120,558.19	32,450.00	99,458.33	0.9935	391	1.04	0.0174	
912797MU8	127010	US Treasury	10/29/2024	03/27/2025	0.000	4.512	549,000.00	543,428.09	9,929.73	0.00	0.9819	85	0.23	0.0016	
912828J27	126785	US Treasury	02/21/2024	02/15/2025	2.000	4.991	5,000,000.00	5,022,144.24	141,796.87	37,771.74	0.9716	45	0.13	0.0008	
US14913UA:	127069	CORP: CAT	12/20/2024	11/15/2027	4.600	4.598	5,000,000.00	5,083,101.64	0.00	29,388.89	1.0000	1,048	2.71	0.0902	
X9X9USDAC	123464	MORGAN STANLEY LIQ	03/06/2019	01/02/2025	4.180	4.180	3,247,078.02	3,247,078.02	0.00	23,141.18	1.0000	1	0.00	0.0000	
						3.939	4.729	117,411,078.02	119,400,104.43	865,000.64	1,007,642.92	0.9926	798	2.02	0.0736

Investment Report

January 1, 2025

<u>CUSIP</u>	<u>ContNo</u>	<u>Issuer</u>	<u>Purchase Date</u>	<u>Maturity Date</u>	<u>Coupon</u>	<u>Yield to Maturity</u>	<u>Current Par</u>	<u>Market Value</u>	<u>(Premium)/Discount</u>	<u>Accrued Interest</u>	<u>Original Cost</u>	<u>Days To Maturity</u>	<u>Duration</u>	<u>Convexity</u>
St Lucie General Reserve														
02665WDL2	126972	CORP: HONDA	07/10/2024	07/08/2025	1.200	5.290	500,000.00	494,918.73	19,560.00	2,883.33	0.9609	188	0.51	0.0055
04685A4A6	126976	CORP: ATHENE	08/28/2024	08/27/2026	4.860	4.700	1,000,000.00	1,026,484.85	(3,014.00)	16,740.00	1.0030	603	1.58	0.0351
06375MCK9	126625	CORP: BMO	10/18/2023	10/18/2028	6.250	6.250	1,000,000.00	1,085,378.17	0.00	12,673.61	1.0000	1,386	3.41	0.1399
06406FAC7	122918	CORP: Bank of NY	12/21/2018	05/04/2026	2.800	3.670	2,000,000.00	1,971,839.12	111,512.24	8,866.67	0.9442	488	1.32	0.0247
06745QR434	126969	Corp: Barclays	05/20/2024	05/20/2027	5.500	5.500	2,000,000.00	2,069,954.40	0.00	12,527.78	1.0000	869	2.25	0.0649
185630B33	127025	MUNI: CLEMSON UNIV	10/31/2024	05/01/2025	1.000	4.534	1,500,000.00	1,385,305.00	26,100.00	2,500.00	0.9826	120	0.33	0.0024
3130AUZC1	126416	FHLB	04/27/2023	03/14/2025	4.625	4.023	2,000,000.00	2,028,952.21	(14,600.01)	27,852.21	1.0073	72	0.20	0.0013
3130AWTR1	126600	FHLB	08/25/2023	09/08/2028	4.375	4.484	500,000.00	506,236.32	2,425.00	6,866.62	0.9952	1,346	3.40	0.1375
3130B0CP2	126794	FHLB	03/08/2024	09/04/2025	4.800	4.734	2,000,000.00	2,035,110.00	(1,860.00)	31,200.00	1.0009	246	0.66	0.0083
3133EPNB7	126499	FFCB	06/30/2023	06/20/2025	4.625	4.980	500,000.00	501,174.10	3,305.00	706.60	0.9934	170	0.47	0.0044
3133ERKM2	126965	FFCB	07/30/2024	07/08/2027	4.500	4.257	3,000,000.00	3,071,865.00	(19,856.25)	64,875.00	1.0066	918	2.35	0.0708
3133ERRA1	126975	FFCB - Callable	08/28/2024	08/27/2027	4.580	4.580	1,500,000.00	1,517,880.83	0.00	23,663.33	1.0000	968	2.49	0.0778
3133ERUK5	126988	FFCB - Callable	09/23/2024	09/23/2026	4.020	4.020	2,000,000.00	2,001,206.67	0.00	21,886.67	1.0000	630	1.67	0.0378
31422XB50	125995	FAMCA	07/28/2022	07/28/2025	3.630	3.666	1,500,000.00	1,518,387.75	1,500.00	23,141.25	0.9990	208	0.56	0.0065
574193BD9	127055	MUNI: MDS MARYLAND	12/20/2024	08/01/2026	4.150	4.417	1,500,000.00	1,520,387.50	6,225.00	25,937.50	0.9959	577	1.53	0.0327
606822AU8	124983	CORP: Mitsubishi UFG	03/10/2020	03/02/2025	3.777	1.625	1,000,000.00	1,011,475.54	(102,520.00)	12,485.08	1.1025	60	0.17	0.0011
641062BK9	126798	CORP: NESNVX	03/11/2024	03/13/2026	5.250	4.798	2,000,000.00	2,055,072.44	(17,080.00)	31,500.00	1.0085	436	1.16	0.0206
64952WEY5	126662	CORP: NYLIFE	11/14/2023	01/09/2028	4.850	5.506	2,000,000.00	2,083,278.67	48,260.00	46,344.44	0.9759	1,103	2.79	0.0967
64966SHR0	127040	MUNI: NYC	11/06/2024	10/01/2029	4.380	4.396	2,000,000.00	1,984,195.00	1,400.00	18,250.00	0.9993	1,734	4.30	0.2126
74368CBQ6	126435	CORP: PROTECTIVELIFE	05/17/2023	01/06/2026	5.366	4.590	2,000,000.00	2,074,212.49	(37,980.00)	52,169.44	1.0190	370	0.97	0.0160
89236TKX2	126964	CORP: Toyota Motor	07/30/2024	08/14/2026	5.000	4.699	3,000,000.00	3,092,162.41	(17,310.00)	57,083.33	1.0058	590	1.54	0.0339
91282CEQ0	125988	US Treasury	07/21/2022	05/15/2025	2.750	3.240	1,500,000.00	1,496,920.41	19,687.50	5,355.66	0.9869	134	0.37	0.0031
91282CFW6	126443	US Treasury	05/23/2023	11/15/2025	4.500	4.107	2,500,000.00	2,518,913.75	(22,849.83)	14,375.00	1.0091	318	0.86	0.0123
91282CGG0	126441	US Treasury	05/22/2023	01/31/2025	4.125	4.402	2,000,000.00	2,034,052.46	9,062.50	34,524.46	0.9955	30	0.08	0.0005
91282CJE2	127026	US Treasury	10/31/2024	10/31/2025	5.000	4.320	1,500,000.00	1,521,437.58	(10,078.13)	12,708.33	1.0067	303	0.82	0.0113
VP4560000	124588	Principal	11/04/2019	01/02/2025	4.360	4.360	495,005.38	495,005.38	0.00	4,090.22	1.0000	1	0.00	0.0000
					4.353	4.416	42,495,005.38	43,101,806.78	1,889.02	571,206.23	1.0000	556	1.44	0.0415
ST LUCIE NUCLEAR FUEL STABILIZATION														
3133EPNB7	126500	FFCB	06/30/2023	06/20/2025	4.625	4.980	1,250,000.00	1,252,935.24	8,262.50	1,766.49	0.9934	170	0.47	0.0044
63873JTL4	127060	CP: NATIXIS NY	12/20/2024	06/20/2025	0.000	4.589	1,000,000.00	985,260.26	22,370.83	0.00	0.9776	170	0.47	0.0044
64952WEK5	126805	CORP: NYLIFE	03/22/2024	01/14/2025	1.450	5.334	1,000,000.00	1,005,684.48	30,459.28	6,726.39	0.9695	13	0.04	0.0002
912797MU8	127072	US Treasury	12/27/2024	03/27/2025	0.000	4.304	1,263,000.00	1,250,181.56	13,261.50	0.00	0.9895	85	0.23	0.0016
91282CJE2	127024	US Treasury	10/31/2024	10/31/2025	5.000	4.308	1,000,000.00	1,014,291.72	(6,835.94)	8,472.22	1.0068	303	0.82	0.0113
VP4560000	124589	Principal	11/04/2019	01/02/2025	4.360	4.360	2,557,807.31	2,557,807.31	0.00	10,016.82	1.0000	1	0.00	0.0000
					2.897	4.590	8,070,807.31	8,066,160.57	67,518.17	26,981.92	0.9916	100	0.27	0.0029

Investment Report

January 1, 2025

<u>CUSIP</u>	<u>ContNo</u>	<u>Issuer</u>	<u>Purchase Date</u>	<u>Maturity Date</u>	<u>Coupon</u>	<u>Yield to Maturity</u>	<u>Current Par</u>	<u>Market Value</u>	<u>(Premium)/Discount</u>	<u>Accrued Interest</u>	<u>Original Cost</u>	<u>Days To Maturity</u>	<u>Duration</u>	<u>Convexity</u>
St Lucie O&M														
3133ERKE0	126929	FFCB	07/08/2024	07/08/2025	5.125	5.105	1,000,000.00	1,028,553.47	(189.00)	24,628.47	1.0002	188	0.50	0.0057
63307LSU6	126901	CP: NATL BANK OF CAN	06/07/2024	05/28/2025	0.000	5.430	750,000.00	745,218.46	38,088.54	0.00	0.9492	147	0.40	0.0036
63873JTL4	127064	CP: NATIXIS NY	12/20/2024	06/20/2025	0.000	4.589	2,000,000.00	1,970,520.52	44,741.66	0.00	0.9776	170	0.47	0.0044
6944PL2B4	126740	CORP: PACIFIC LIFE	01/09/2024	06/24/2025	1.200	4.940	1,000,000.00	985,438.42	51,950.00	263.74	0.9481	174	0.48	0.0046
83368YNR4	126924	CP: Societe Generale	07/03/2024	03/21/2025	0.000	5.493	1,000,000.00	993,095.88	37,795.86	0.00	0.9622	79	0.22	0.0015
89236TGT6	126289	CORP: Toyota Motor	02/07/2023	02/13/2025	1.800	4.620	1,000,000.00	1,003,822.04	53,715.00	6,900.00	0.9463	43	0.12	0.0007
89236TJT3	126773	CORP: Toyota Motor	02/09/2024	01/13/2025	1.450	4.960	500,000.00	502,902.41	15,729.26	3,383.33	0.9685	12	0.03	0.0002
912797MH7	126986	US Treasury	09/17/2024	09/04/2025	0.000	3.991	1,000,000.00	971,733.50	37,057.78	0.00	0.9629	246	0.67	0.0076
N/A	125280	ST LUCIE SBA	11/05/2020	01/02/2025	4.620	4.620	7,233,752.47	7,233,752.47	0.00	20,561.40	1.0000	1	0.00	0.0000
VP4560000	124612	Principal	11/21/2019	01/02/2025	4.360	4.360	1,079,108.20	1,079,108.20	0.00	10,937.31	1.0000	1	0.00	0.0000
					2.836	4.710	16,562,860.67	16,514,145.37	278,889.10	66,674.25	0.9832	72	0.20	0.0019
St Lucie R&R														
3130B0LP2	126833	FHLB - Callable	04/17/2024	09/17/2025	5.000	5.221	945,000.00	959,854.88	2,835.00	13,650.00	0.9970	259	0.70	0.0089
3133EP2C8	126771	FFCB	02/08/2024	02/28/2025	4.750	4.772	500,000.00	508,269.58	100.00	8,114.58	0.9998	58	0.16	0.0010
3133ERBS9	126827	FFCB	04/17/2024	04/17/2025	5.125	5.194	500,000.00	506,214.86	330.00	5,267.36	0.9993	106	0.29	0.0022
3133ERFT3	126977	FFCB	08/28/2024	08/28/2026	4.875	3.942	500,000.00	512,603.13	(8,885.00)	8,328.13	1.0178	604	1.58	0.0350
3133ERMK4	126963	FFCB	07/30/2024	01/26/2026	4.625	4.612	1,000,000.00	1,021,333.19	(180.00)	19,913.19	1.0002	390	1.03	0.0171
3133ERMW8	126956	FFCB	07/30/2024	07/29/2025	4.750	4.809	1,000,000.00	1,021,845.56	570.00	20,055.56	0.9994	209	0.56	0.0065
392023RY5	127030	MUNI: GTJSCD	10/31/2024	08/01/2025	1.394	4.484	1,000,000.00	987,969.33	22,680.00	5,808.33	0.9773	212	0.58	0.0065
59217GEW5	126872	CORP: METLIFE	05/09/2024	03/21/2025	2.800	5.357	500,000.00	502,230.20	10,705.00	3,888.89	0.9786	79	0.22	0.0015
91282CHH7	126966	US Treasury	07/30/2024	06/15/2026	4.125	4.414	1,000,000.00	999,581.51	5,200.00	1,926.51	0.9948	530	1.42	0.0282
91282CJK8	127070	US Treasury	12/20/2024	11/15/2026	4.625	4.312	500,000.00	505,801.85	(2,800.08)	3,019.10	0.0431	683	1.81	0.0434
91282CJS1	127050	US Treasury	12/05/2024	12/31/2025	4.250	4.259	1,500,000.00	1,500,118.41	175.78	176.10	0.9999	364	0.99	0.0151
91282CKB6	127027	US Treasury	10/31/2024	02/28/2026	4.625	4.220	1,000,000.00	1,019,392.12	(5,064.06)	15,585.62	1.0051	423	1.13	0.0196
VP4560000	124590	Principal	11/04/2019	01/02/2025	4.360	4.360	578,260.01	578,260.01	0.00	7,615.33	1.0000	1	0.00	0.0000
					4.203	4.577	10,523,260.01	10,623,474.63	25,666.64	113,348.70	0.9518	316	0.84	0.0143
STL Pool Summary					3.897	4.632	198,949,084.35	201,561,192.91	1,295,199.48	1,800,950.63	0.9911	620	1.58	0.0535
Stanton Contingency														
07330MAB3	127032	CORP: Truist	10/31/2024	09/16/2025	3.625	4.667	900,000.00	905,208.30	8,010.00	9,515.63	0.9911	258	0.70	0.0089
VP4560000	124591	Principal	11/04/2019	01/02/2025	4.360	4.360	287,606.77	287,606.77	0.00	1,135.69	1.0000	1	0.00	0.0000
					3.803	4.592	1,187,606.77	1,192,815.07	8,010.00	10,651.32	0.9933	196	0.53	0.0067

Investment Report

January 1, 2025

<u>CUSIP</u>	<u>ContNo</u>	<u>Issuer</u>	<u>Purchase Date</u>	<u>Maturity Date</u>	<u>Coupon</u>	<u>Yield to Maturity</u>	<u>Current Par</u>	<u>Market Value</u>	<u>(Premium)/Discount</u>	<u>Accrued Interest</u>	<u>Original Cost</u>	<u>Days To Maturity</u>	<u>Duration</u>	<u>Convexity</u>
Stanton General Reserve														
07330MAB3	127031	CORP: Truist	10/31/2024	09/16/2025	3.625	4.667	500,000.00	502,893.51	4,450.00	5,286.46	0.9911	258	0.70	0.0089
3130B2FY6	126974	FHLB	08/28/2024	08/21/2025	4.500	4.404	1,000,000.00	1,016,475.00	(900.00)	16,250.00	1.0009	232	0.62	0.0076
45685QPA1	126870	CP: ING Funding	05/08/2024	02/10/2025	0.000	5.575	500,000.00	498,250.92	20,314.06	0.00	0.9594	40	0.11	0.0006
62455FTG1	126996	CP: Mountcliff Fund	10/16/2024	06/16/2025	0.000	4.641	1,000,000.00	985,602.08	29,970.00	0.00	0.9700	166	0.45	0.0042
63873JTL4	127059	CP: NATIXIS NY	12/20/2024	06/20/2025	0.000	4.589	1,500,000.00	1,477,890.39	33,556.24	0.00	0.9776	170	0.47	0.0044
89114QCH9	126930	CORP: TD BANK	07/10/2024	06/12/2025	1.150	5.420	2,000,000.00	1,973,151.02	75,840.00	1,213.89	0.9621	162	0.44	0.0041
912797PA9	127068	US Treasury	12/24/2024	04/22/2025	0.000	4.318	2,000,000.00	1,973,628.64	27,766.67	0.00	0.9861	111	0.30	0.0023
91282CJB81	126936	US Treasury	07/10/2024	09/30/2025	5.000	4.927	2,000,000.00	2,036,279.54	(1,562.50)	25,549.45	1.0008	272	0.73	0.0096
VP4560000	124592	Principal	11/04/2019	01/02/2025	4.360	4.360	820,269.51	820,269.51	0.00	6,222.46	1.0000	1	0.00	0.0000
					1.960	4.766	11,320,269.51	11,284,440.61	189,434.47	54,522.26	0.9833	167	0.45	0.0049
Stanton O&M														
63873JTL4	127061	RBC CAPL MKTS-BROKER	12/20/2024	06/20/2025	0.000	4.589	1,500,000.00	1,477,890.39	33,556.24	0.00	0.9776	170	0.47	0.0044
N/A	125281	STANTON SBA	11/05/2020	01/02/2025	4.620	4.620	4,307,492.75	4,307,492.75	0.00	14,988.08	1.0000	1	0.00	0.0000
VP4560000	124615	Principal	11/21/2019	01/02/2025	4.360	4.360	439,061.67	439,061.67	0.00	9,165.20	1.0000	1	0.00	0.0000
					3.492	4.594	6,246,554.42	6,224,444.81	33,556.24	24,153.28	0.9946	42	0.11	0.0011
Stanton R&R														
24422EWB1	126822	CORP: JOHN DEERE	04/05/2024	03/07/2025	2.125	5.176	500,000.00	501,397.77	13,575.00	3,364.58	0.9729	65	0.18	0.0012
63307LRG8	126953	CP: NATL BANK OF CAN	07/30/2024	04/16/2025	0.000	5.161	500,000.00	495,422.22	17,730.55	0.00	0.9645	105	0.29	0.0022
83368YNR4	126926	CP: Societe Generale	07/03/2024	03/21/2025	0.000	5.493	500,000.00	496,547.94	18,897.93	0.00	0.9622	79	0.22	0.0015
94988J6B8	126959	CORP: WELLS FARGO	07/30/2024	08/01/2025	5.550	5.032	1,000,000.00	1,029,999.44	(5,000.00)	23,125.00	1.0050	212	0.57	0.0068
VP4560000	124596	Principal	11/04/2019	01/02/2025	4.360	4.360	3,142,709.18	3,142,709.18	0.00	12,676.41	1.0000	1	0.00	0.0000
					3.600	4.723	5,642,709.18	5,666,076.55	45,203.48	39,165.99	0.9920	60	0.16	0.0017
STN Pool Summary					2.821	4.704	24,397,139.88	24,367,777.04	276,204.19	128,492.85	0.9887	112	0.30	0.0032
Stanton II Contingency														
59217GEW5	126873	CORP: METLIFE	05/09/2024	03/21/2025	2.800	5.357	400,000.00	401,784.17	8,564.00	3,111.11	0.9786	79	0.22	0.0015
6174468C6	126932	CORP: MORGAN STANLEY	07/10/2024	07/23/2025	4.000	5.305	250,000.00	253,942.35	3,252.50	4,388.89	0.9870	203	0.55	0.0064
VP4560000	124593	Principal	11/04/2019	01/02/2025	4.360	4.360	530,144.64	530,144.64	0.00	2,093.43	1.0000	1	0.00	0.0000
					3.755	4.898	1,180,144.64	1,185,871.16	11,816.50	9,593.43	0.9900	70	0.19	0.0019
STANTON II DEBT SERVICE 2017A														
X9X9USDAC	123460	MORGAN STANLEY LIQ	03/12/2019	01/02/2025	4.180	4.180	221,073.56	221,073.56	0.00	603.86	1.0000	1	0.00	0.0000
					4.180	4.180	221,073.56	221,073.56	0.00	603.86	1.0000	1	0.00	0.0000

Investment Report

January 1, 2025

<u>CUSIP</u>	<u>ContNo</u>	<u>Issuer</u>	<u>Purchase Date</u>	<u>Maturity Date</u>	<u>Coupon</u>	<u>Yield to Maturity</u>	<u>Current Par</u>	<u>Market Value</u>	<u>(Premium)/Discount</u>	<u>Accrued Interest</u>	<u>Original Cost</u>	<u>Days To Maturity</u>	<u>Duration</u>	<u>Convexity</u>
STANTON II DEBT SERVICE 2017B														
912797MU8	127008	US Treasury	10/29/2024	03/27/2025	0.000	4.512	488,000.00	483,047.19	8,826.43	0.00	0.9819	85	0.23	0.0016
912797MU8	127082	US Treasury	12/27/2024	03/27/2025	0.000	4.304	470,000.00	465,229.88	4,935.00	0.00	0.9895	85	0.23	0.0016
912797NS2	127041	US Treasury	11/26/2024	03/25/2025	0.000	4.509	471,000.00	466,331.09	6,823.19	0.00	0.9855	83	0.23	0.0016
X9X9USDAC	123461	MORGAN STANLEY LIQ	03/12/2019	01/02/2025	4.180	4.180	11,566.20	11,566.20	0.00	43.60	1.0000	1	0.00	0.0000
					0.034	4.440	1,440,566.20	1,426,174.36	20,584.62	43.60	0.9857	84	0.23	0.0016
STANTON II DEBT SERVICE 2022A														
912797MU8	127009	US Treasury	10/29/2024	03/27/2025	0.000	4.512	544,000.00	538,478.84	9,839.30	0.00	0.9819	85	0.23	0.0016
912797MU8	127074	US Treasury	12/27/2024	03/27/2025	0.000	4.304	521,000.00	515,712.27	5,470.50	0.00	0.9895	85	0.23	0.0016
912797NS2	127042	US Treasury	11/26/2024	03/25/2025	0.000	4.509	523,000.00	517,815.63	7,576.49	0.00	0.9855	83	0.23	0.0016
X9X9USDAC	126019	MORGAN STANLEY LIQ	07/27/2022	01/02/2025	4.180	4.180	8,864.45	8,864.45	0.00	33.26	1.0000	1	0.00	0.0000
					0.023	4.441	1,596,864.45	1,580,871.19	22,886.29	33.26	0.9857	84	0.23	0.0016
STANTON II DEBT SERVICE POOLED LOAN 2020-1														
N/A	125215	Goldman Sachs M-Mkt	09/28/2020	01/02/2025	4.160	4.160	1,045.50	1,045.50	0.00	3.91	1.0000	1	0.00	0.0000
					4.160	4.160	1,045.50	1,045.50	0.00	3.91	1.0000	1	0.00	0.0000
Stanton II General Reserve														
01626FS74	127038	CP: ALINGHI FUNDING	11/06/2024	05/07/2025	0.000	4.630	1,500,000.00	1,491,795.61	34,125.00	0.00	0.9773	126	0.34	0.0029
02665WEY3	127049	CORP: HONDA	12/05/2024	01/09/2026	4.950	4.421	3,000,000.00	3,091,937.09	(16,650.00)	70,950.00	1.0056	373	0.99	0.0162
24422EWB1	126816	CORP: JOHN DEERE	04/05/2024	03/07/2025	2.125	5.176	1,000,000.00	1,002,795.55	27,150.00	6,729.17	0.9729	65	0.18	0.0012
3130A5R35	126829	FHLB	04/17/2024	06/13/2025	2.875	5.172	1,400,000.00	1,392,842.50	35,681.73	2,012.50	0.9745	163	0.45	0.0041
3130ARHA2	126832	FHLB	04/17/2024	04/14/2025	4.000	5.229	1,350,000.00	1,359,241.50	15,835.50	11,550.00	0.9883	103	0.28	0.0022
53948AP70	126876	CP: LLOYDS BANK	05/28/2024	02/07/2025	0.000	5.566	1,000,000.00	996,763.35	37,329.17	0.00	0.9627	37	0.10	0.0006
63873JTL4	127062	CP: NATIXIS NY	12/20/2024	06/20/2025	0.000	4.589	2,000,000.00	1,970,520.52	44,741.66	0.00	0.9776	170	0.47	0.0044
74153WCM9	125522	CORP: PRICOA GL FD	06/10/2021	09/01/2025	0.800	0.860	895,000.00	876,763.38	2,225.31	2,386.67	0.9975	243	0.67	0.0079
83368YNR4	126928	CP: Societe Generale	07/03/2024	03/21/2025	0.000	5.493	1,500,000.00	1,489,643.82	56,693.79	0.00	0.9622	79	0.22	0.0015
89236THP3	127039	CORP: Toyota Motor	11/06/2024	10/16/2025	0.800	4.409	2,000,000.00	1,949,632.01	66,060.00	3,333.33	0.9670	288	0.79	0.0102
90351DAB3	126923	UBS	07/03/2024	09/24/2025	4.125	5.625	2,000,000.00	2,019,573.48	35,170.00	22,229.17	0.9824	266	0.72	0.0093
9128284R8	126899	US Treasury	06/07/2024	05/31/2025	2.875	5.119	2,000,000.00	1,993,430.32	42,421.87	5,027.32	0.9788	150	0.42	0.0037
91282CDS7	125762	US Treasury	01/18/2022	01/15/2025	1.125	1.202	5,000,000.00	5,019,055.05	11,300.00	25,985.05	0.9977	14	0.04	0.0002
91282CJS1	127053	US Treasury	12/05/2024	12/31/2025	4.250	4.259	3,000,000.00	3,000,241.67	351.56	352.21	0.9999	364	0.99	0.0151
VP4560000	124594	Principal	11/04/2019	01/02/2025	4.360	4.360	1,965,595.88	1,965,595.88	0.00	9,150.16	1.0000	1	0.00	0.0000
					2.353	4.090	29,610,595.88	29,619,831.73	392,435.59	159,705.58	0.9867	170	0.46	0.0059

Investment Report

January 1, 2025

<u>CUSIP</u>	<u>ContNo</u>	<u>Issuer</u>	<u>Purchase Date</u>	<u>Maturity Date</u>	<u>Coupon</u>	<u>Yield to Maturity</u>	<u>Current Par</u>	<u>Market Value</u>	<u>(Premium)/ Discount</u>	<u>Accrued Interest</u>	<u>Original Cost</u>	<u>Days To Maturity</u>	<u>Duration</u>	<u>Convexity</u>
Stanton II O&M														
63873JTL4	127057	CP: NATIXIS NY	12/20/2024	06/20/2025	0.000	4.589	1,000,000.00	985,260.26	22,370.83	0.00	0.9776	170	0.47	0.0044
91282CGA3	127065	US Treasury	12/20/2024	12/15/2025	4.000	4.224	1,000,000.00	999,883.78	2,154.55	1,777.78	0.9978	348	0.94	0.0140
N/A	125282	STANTON II SBA	11/05/2020	01/02/2025	4.620	4.620	4,996,833.93	4,996,833.93	0.00	20,665.89	1.0000	1	0.00	0.0000
VP4560000	125385	Principal	12/31/2020	01/02/2025	4.360	4.360	899,659.12	899,659.12	0.00	5,446.89	1.0000	1	0.00	0.0000
					3.927	4.536	7,896,493.05	7,881,637.09	24,525.38	27,890.56	0.9969	66	0.18	0.0023
Stanton II R&R														
02665WEY3	127052	CORP: HONDA	12/05/2024	01/09/2026	4.950	4.421	1,000,000.00	1,030,645.69	(5,550.00)	23,650.00	1.0056	373	0.99	0.0162
24422EWB1	126817	CORP: JOHN DEERE	04/05/2024	03/07/2025	2.125	5.176	390,000.00	391,090.27	10,588.50	2,624.38	0.9729	65	0.18	0.0012
37828VS20	127037	CP: Glencove Fdg	11/06/2024	05/02/2025	0.000	4.617	1,000,000.00	989,461.83	22,075.83	0.00	0.9779	121	0.33	0.0027
45685QPA1	126869	CP: ING Funding	05/08/2024	02/10/2025	0.000	5.575	500,000.00	498,250.92	20,314.06	0.00	0.9594	40	0.11	0.0006
63307LRG8	126954	CP: NATL BANK OF CAN	07/30/2024	04/16/2025	0.000	5.161	1,000,000.00	990,844.44	35,461.11	0.00	0.9645	105	0.29	0.0022
808513AX3	126961	CORP: SCHWAB	07/30/2024	05/21/2025	3.850	5.191	1,000,000.00	1,002,399.53	10,540.00	4,277.78	0.9895	140	0.38	0.0033
83368YNR4	126925	CP: Societe Generale	07/03/2024	03/21/2025	0.000	5.493	500,000.00	496,547.94	18,897.93	0.00	0.9622	79	0.22	0.0015
VP4560000	124595	Principal	11/04/2019	01/02/2025	4.360	4.360	3,026,188.09	3,026,188.09	0.00	12,298.90	1.0000	1	0.00	0.0000
					2.712	4.769	8,416,188.09	8,425,428.71	112,327.43	42,851.06	0.9867	98	0.26	0.0031
STANTON II REVENUE FUND 2020 POOLED LOAN														
N/A	125409	Goldman Sachs M-Mkt	03/29/2021	01/02/2025	4.160	4.160	11.76	11.76	0.00	0.02	1.0000	1	0.00	0.0000
					4.160	4.160	11.76	11.76	0.00	0.02	1.0000	1	0.00	0.0000
STANTON II SUBORDINATED DEBT FUND 2020														
X9X9USDAC	125145	MORGAN STANLEY LIQ	07/27/2020	01/02/2025	4.180	4.180	144,070.08	144,070.08	0.00	392.52	1.0000	1	0.00	0.0000
					4.180	4.180	144,070.08	144,070.08	0.00	392.52	1.0000	1	0.00	0.0000
STN2 Pool Summary					2.565	4.313	50,507,053.21	50,486,015.14	584,575.81	241,117.80	0.9884	133	0.36	0.0045
Tri City Contingency														
24422EWS4	126819	CORP: JOHN DEERE	04/05/2024	03/03/2025	5.150	5.178	150,000.00	152,743.59	43.50	2,532.08	0.9997	61	0.17	0.0011
VP4560000	124597	Principal	11/04/2019	01/02/2025	4.360	4.360	192,726.59	192,726.59	0.00	761.03	1.0000	1	0.00	0.0000
					4.706	4.718	342,726.59	345,470.18	43.50	3,293.11	0.9999	27	0.07	0.0005
Tri City General Reserve														
07330MAB3	127036	CORP: Truist	10/31/2024	09/16/2025	3.625	4.667	250,000.00	251,446.75	2,225.00	2,643.23	0.9911	258	0.70	0.0089
3133ERMW€	126958	FFCB	07/30/2024	07/29/2025	4.750	4.809	400,000.00	408,738.22	228.00	8,022.22	0.9994	209	0.56	0.0065
63307LRG8	126952	CP: NATL BANK OF CAN	07/30/2024	04/16/2025	0.000	5.161	400,000.00	396,337.78	14,184.44	0.00	0.9645	105	0.29	0.0022
91282CGA3	127066	US Treasury	12/20/2024	12/15/2025	4.000	4.224	400,000.00	399,953.51	861.81	711.11	0.9978	348	0.94	0.0140
VP4560000	124598	Principal	11/04/2019	01/02/2025	4.360	4.360	151,917.75	151,917.75	0.00	716.70	1.0000	1	0.00	0.0000
					3.164	4.686	1,601,917.75	1,608,394.01	17,499.25	12,093.26	0.9891	206	0.56	0.0071

Investment Report

January 1, 2025

<u>CUSIP</u>	<u>ContNo</u>	<u>Issuer</u>	<u>Purchase Date</u>	<u>Maturity Date</u>	<u>Coupon</u>	<u>Yield to Maturity</u>	<u>Current Par</u>	<u>Market Value</u>	<u>(Premium)/Discount</u>	<u>Accrued Interest</u>	<u>Original Cost</u>	<u>Days To Maturity</u>	<u>Duration</u>	<u>Convexity</u>
Tri City O&M														
3133ERRC7	126982	FFCB	09/09/2024	08/27/2025	4.375	4.148	250,000.00	253,758.61	(530.00)	3,767.36	1.0021	238	0.64	0.0079
63873JTL4	127063	CP: NATIXIS NY	12/20/2024	06/20/2025	0.000	4.589	250,000.00	246,315.06	5,592.71	0.00	0.9776	170	0.47	0.0044
91282CGA3	127081	US Treasury	12/20/2024	12/15/2025	4.000	4.224	250,000.00	249,970.94	538.64	444.44	0.9978	348	0.94	0.0140
N/A	125283	TRI CITY SBA	11/05/2020	01/02/2025	4.620	4.620	1,098,140.54	1,098,140.54	0.00	5,333.65	1.0000	1	0.00	0.0000
VP4560000	124614	Principal	11/21/2019	01/02/2025	4.360	4.360	352,238.59	352,238.59	0.00	1,991.13	1.0000	1	0.00	0.0000
					3.955	4.476	2,200,379.13	2,200,423.74	5,601.35	11,536.58	0.9975	87	0.23	0.0030
Tri City R&R														
07330MAB3	127033	CORP: Truist	10/31/2024	09/16/2025	3.625	4.667	250,000.00	251,446.75	2,225.00	2,643.23	0.9911	258	0.70	0.0089
24422EWS4	126818	CORP: JOHN DEERE	04/05/2024	03/03/2025	5.150	5.178	250,000.00	254,572.66	72.50	4,220.14	0.9997	61	0.17	0.0011
3130B2FY6	126973	FHLB	08/28/2024	08/21/2025	4.500	4.404	250,000.00	254,118.75	(225.00)	4,062.50	1.0009	232	0.62	0.0076
3133ERMW6	126957	FFCB	07/30/2024	07/29/2025	4.750	4.809	250,000.00	255,461.39	142.50	5,013.89	0.9994	209	0.56	0.0065
6174468C6	126934	CORP: MORGAN STANLEY	07/10/2024	07/23/2025	4.000	5.305	250,000.00	253,942.35	3,252.50	4,388.89	0.9870	203	0.55	0.0064
83368YNR4	126927	CP: Societe Generale	07/03/2024	03/21/2025	0.000	5.493	300,000.00	297,928.76	11,338.76	0.00	0.9622	79	0.22	0.0015
9128284R8	126898	US Treasury	06/07/2024	05/31/2025	2.875	5.119	250,000.00	249,178.80	5,302.73	628.42	0.9788	150	0.42	0.0037
91282CJS1	127054	US Treasury	12/05/2024	12/31/2025	4.250	4.259	250,000.00	250,020.14	29.30	29.35	0.9999	364	0.99	0.0151
VP4560000	124578	Principal	11/04/2019	01/02/2025	4.360	4.360	504,975.21	504,975.21	0.00	2,082.52	1.0000	1	0.00	0.0000
					3.714	4.808	2,554,975.21	2,571,644.81	22,138.29	23,068.94	0.9913	154	0.42	0.0050
TRI Pool Summary					3.712	4.665	6,699,998.68	6,725,932.74	45,282.39	49,991.89	0.9932	138	0.37	0.0046
FMPA AS AGENT FOR UTILITIES COMMISSION NEW SMYRNA BEACH														
1000X2NT1	127080	CP: Bosch Fin	12/30/2024	01/27/2025	0.000	4.616	7,000,000.00	6,984,276.96	24,500.00	0.00	0.9965	26	0.07	0.0004
N/A	125737	UCNSB SBA	12/20/2021	01/02/2025	4.620	4.620	11,150,913.58	11,150,913.58	0.00	46,830.67	1.0000	1	0.00	0.0000
VP4560000	125725	Principal	12/20/2021	01/02/2025	4.360	4.360	5,227,468.01	5,227,468.01	0.00	19,256.85	1.0000	1	0.00	0.0000
					3.179	4.561	23,378,381.59	23,362,658.55	24,500.00	66,087.52	0.9990	8	0.02	0.0001
UCNS Pool Summary					3.179	4.561	23,378,381.59	23,362,658.55	24,500.00	66,087.52	0.9990	8	0.02	0.0001
Open Investments					3.335	4.230	554,414,174.47	556,509,970.85	531,990.47	3,457,935.43	0.9956	296	0.77	0.0221