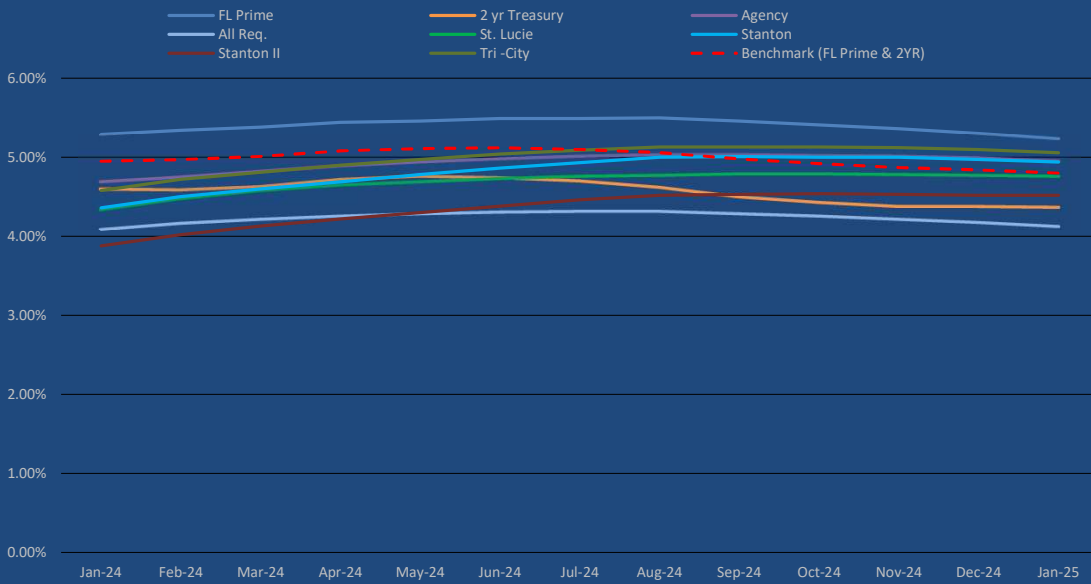
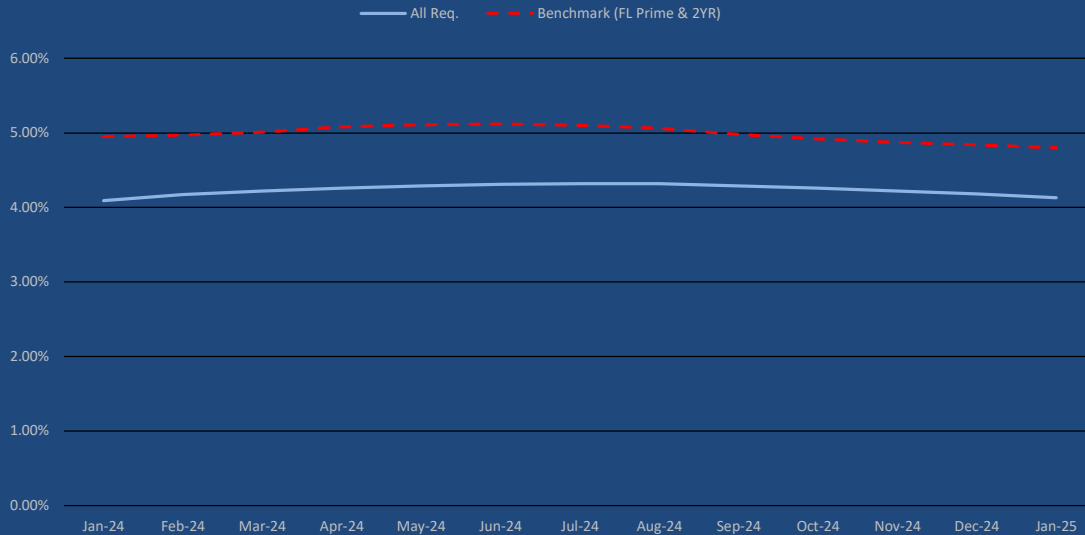


### FMPA BOD Projects Rolling 12 Month Weighted Average Yield vs. Florida Prime and 2 YR Treasury (Jan 2024- Jan 2025)



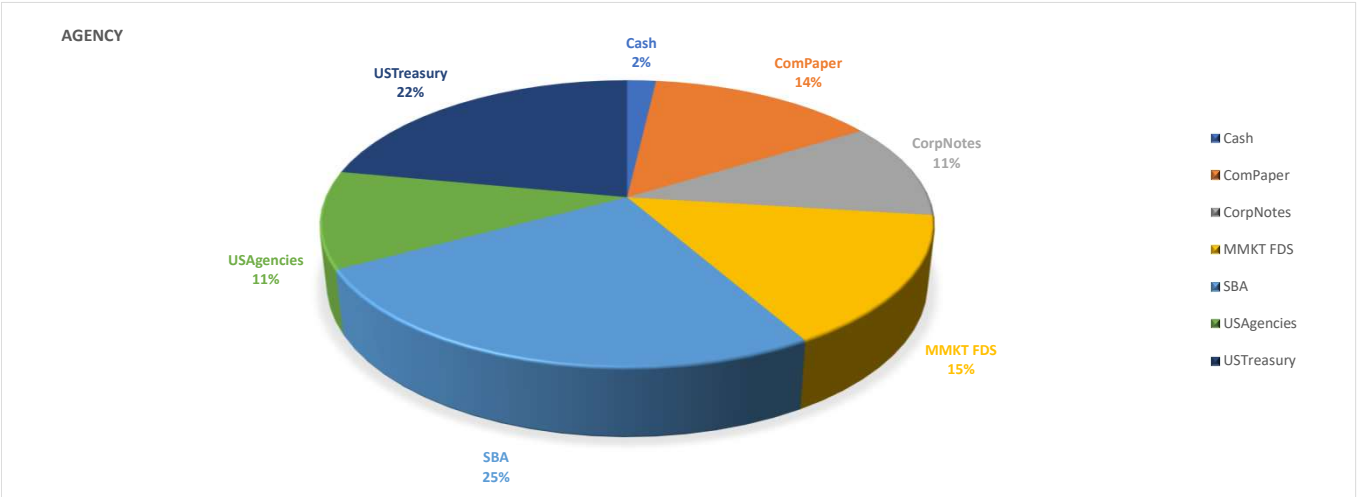
Rolling 12 month average	FL Prime	2 yr Treasury	Benchmark	Agency	All Req.	St. Lucie	Stanton	Stanton II	Tri-City
1/31/2024	5.29%	4.60%	4.95%	4.69%	4.09%	4.34%	4.36%	3.88%	4.58%
2/29/2024	5.34%	4.59%	4.97%	4.75%	4.17%	4.48%	4.50%	4.02%	4.72%
3/31/2024	5.38%	4.63%	5.01%	4.82%	4.22%	4.58%	4.60%	4.13%	4.81%
4/30/2024	5.44%	4.72%	5.08%	4.89%	4.26%	4.65%	4.69%	4.22%	4.90%
5/31/2024	5.46%	4.76%	5.11%	4.94%	4.29%	4.69%	4.78%	4.30%	4.97%
6/30/2024	5.49%	4.74%	5.12%	4.98%	4.31%	4.73%	4.86%	4.38%	5.04%
7/31/2024	5.49%	4.70%	5.10%	5.01%	4.32%	4.76%	4.93%	4.46%	5.09%
8/31/2024	5.50%	4.62%	5.06%	5.03%	4.32%	4.77%	5.00%	4.52%	5.13%
9/30/2024	5.46%	4.50%	4.98%	5.03%	4.29%	4.79%	5.01%	4.53%	5.13%
10/31/2024	5.41%	4.43%	4.92%	5.02%	4.26%	4.79%	5.00%	4.54%	5.13%
11/30/2024	5.36%	4.38%	4.87%	5.01%	4.22%	4.78%	5.00%	4.53%	5.12%
12/31/2024	5.30%	4.38%	4.84%	4.99%	4.18%	4.77%	4.97%	4.52%	5.10%
1/31/2025	5.23%	4.37%	4.80%	4.95%	4.13%	4.76%	4.94%	4.52%	5.06%

### FMPA All-Requirements Rolling 12 Month Weighted Average Yield vs. Florida Prime and 2 Year Treasury (Jan 2024- Jan 2025)

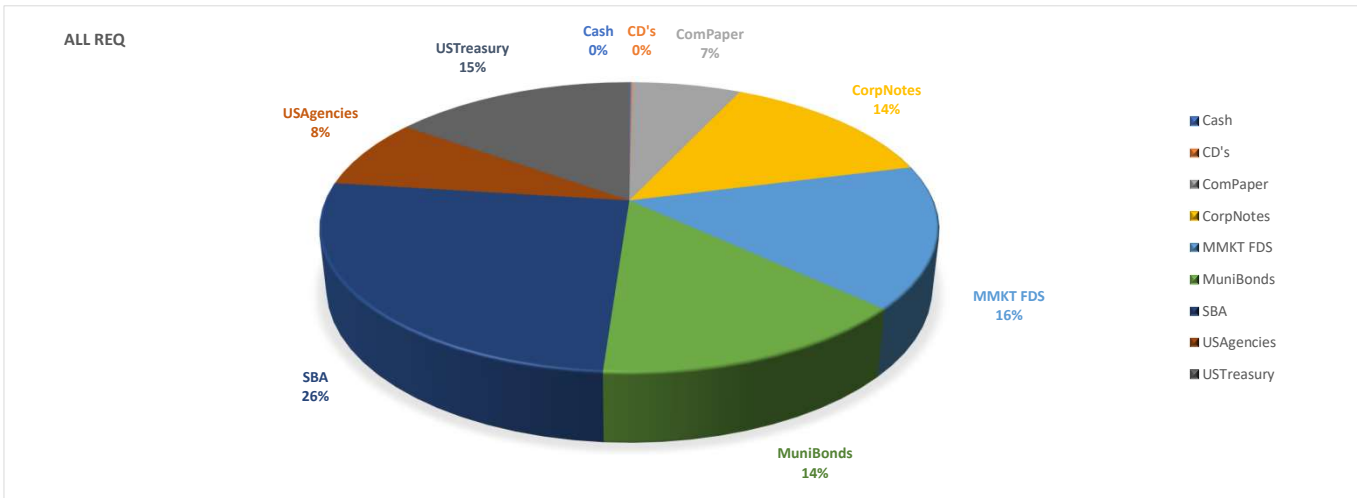


FMPA\_MonthlyDiversification\_Jan 2025

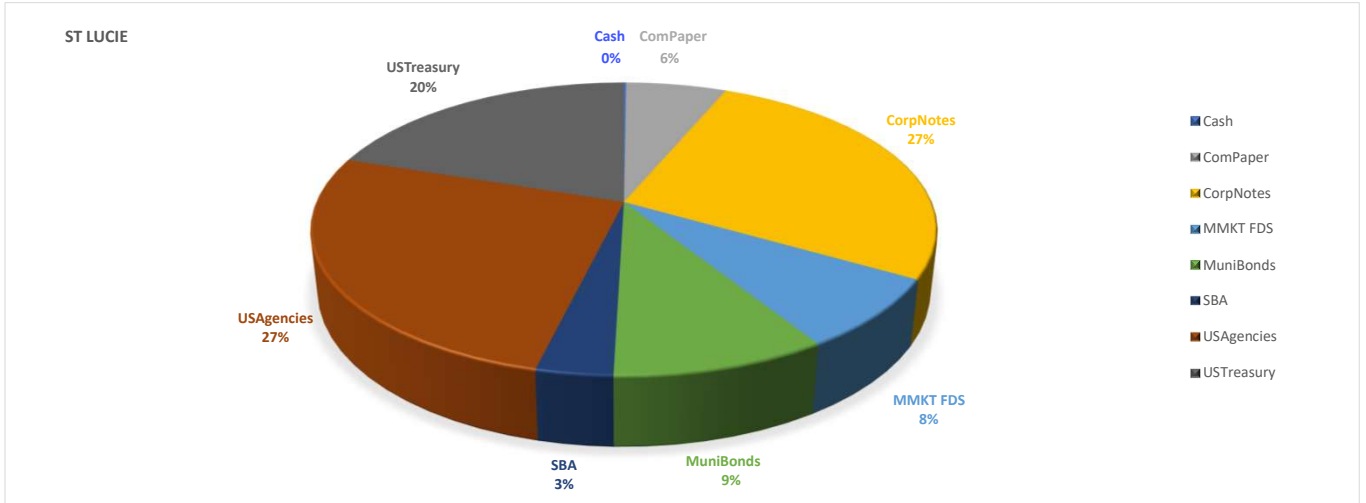
AGENCY		Cash	ComPaper	CorpNotes	MMKT FDS	SBA	USAgencies	USTreasury	Grand Total
AGN	250,000.00	-	-	-	-	-	-	-	250,000.00
AGN-DS23	-	-	-	182,389.68	-	-	-	-	182,389.68
AGN-O&M	-	1,982,639.08	1,486,665.37	1,983,596.27	3,490,700.99	1,505,227.36	3,026,418.07	13,475,247.14	
AGN-REV23	-	-	-	3.87	-	-	-	-	3.87
<b>Grand Total</b>	<b>250,000.00</b>	<b>1,982,639.08</b>	<b>1,486,665.37</b>	<b>2,165,989.82</b>	<b>3,490,700.99</b>	<b>1,505,227.36</b>	<b>3,026,418.07</b>	<b>13,907,640.69</b>	
% OF TOTAL	2%	14%	11%	15%	25%	11%	22%	100%	



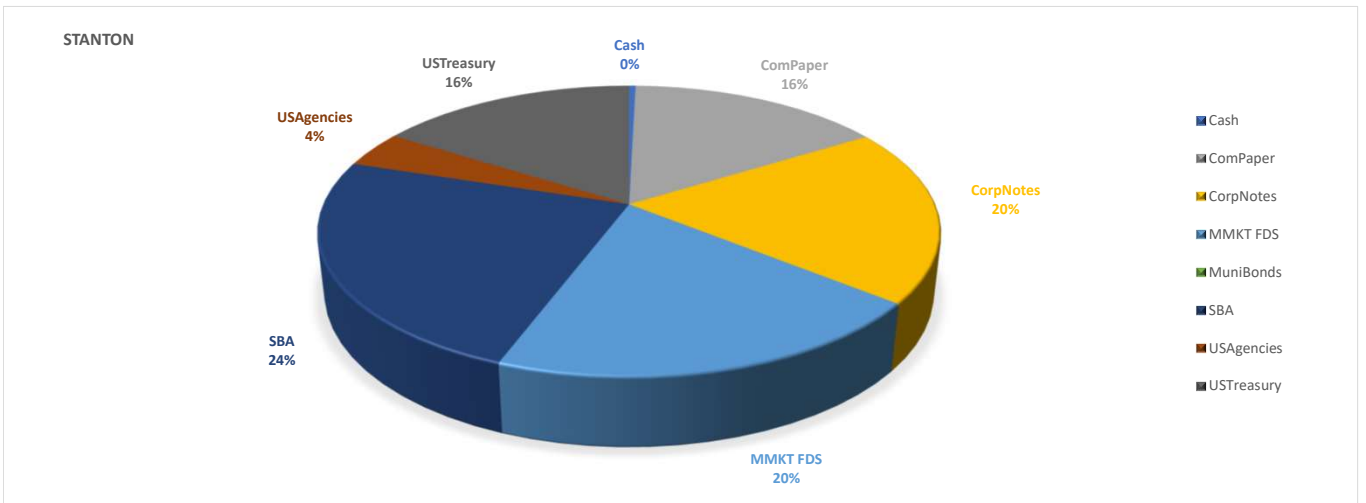
ALL REQ		Cash	CD's	ComPaper	CorpNotes	MMKT FDS	MuniBonds	SBA	USAgencies	USTreasury	Grand Total
ARP	250,000.00	-	-	-	-	-	-	-	-	-	250,000.00
ARP-2019A	-	-	-	-	-	13,270.11	-	-	-	4,148,721.64	4,161,991.75
ARP-21A DS	-	-	-	-	-	7,219.53	-	-	-	367,715.06	374,934.59
ARP-21B DS	-	-	-	-	-	9,756.84	-	-	-	477,035.75	486,792.59
ARP-21BSUB	-	-	-	-	16,200,670.85	1,753,403.98	20,810,756.92	27,705,035.33	5,923,069.17	-	72,392,936.25
ARP-CON13A	-	-	199,660.11	-	-	845,108.94	-	-	-	-	1,044,769.05
ARP-CONT	-	-	-	504,728.55	472,788.24	-	-	-	-	511,680.10	1,489,196.89
ARP-DS15B	-	-	-	-	8,615.69	-	-	-	-	3,768,128.63	3,776,744.32
ARP-DS16A	-	-	-	-	10,771.74	-	-	-	-	4,413,028.46	4,423,800.20
ARP-DS17A	-	-	-	-	19,273.12	-	-	-	-	8,806,221.95	8,825,495.07
ARP-DS17B	-	-	-	-	18,071.41	-	-	-	-	7,241,130.81	7,259,202.22
ARP-DS18A	-	-	-	-	11,537.22	-	-	-	-	705,615.39	717,152.61
ARP-GEN	-	236,621.94	1,498,361.01	1,509,630.92	1,036,436.42	972,725.79	-	2,975,255.22	1,525,372.25	-	9,754,403.55
ARP-O&M	-	-	9,432,047.97	8,136,667.79	27,122,019.25	1,004,013.00	33,873,141.37	-	-	-	79,567,889.38
ARP-R&R	-	-	4,976,241.43	5,548,368.87	5,838,990.42	8,734,640.64	-	9,817,999.75	3,988,049.03	-	38,904,290.14
ARP-SOLAR	-	-	-	1,514,185.65	582,410.21	-	-	-	-	-	2,096,595.86
ARP-SUBDBT	-	-	-	-	2.77	-	-	-	-	-	2.77
<b>Grand Total</b>	<b>250,000.00</b>	<b>236,621.94</b>	<b>16,106,310.52</b>	<b>33,414,252.63</b>	<b>37,749,675.89</b>	<b>31,522,136.35</b>	<b>61,578,176.70</b>	<b>18,716,324.14</b>	<b>35,952,699.07</b>	<b>235,526,197.24</b>	
% OF TOTAL	0%	0%	7%	14%	16%	14%	26%	8%	15%	100%	



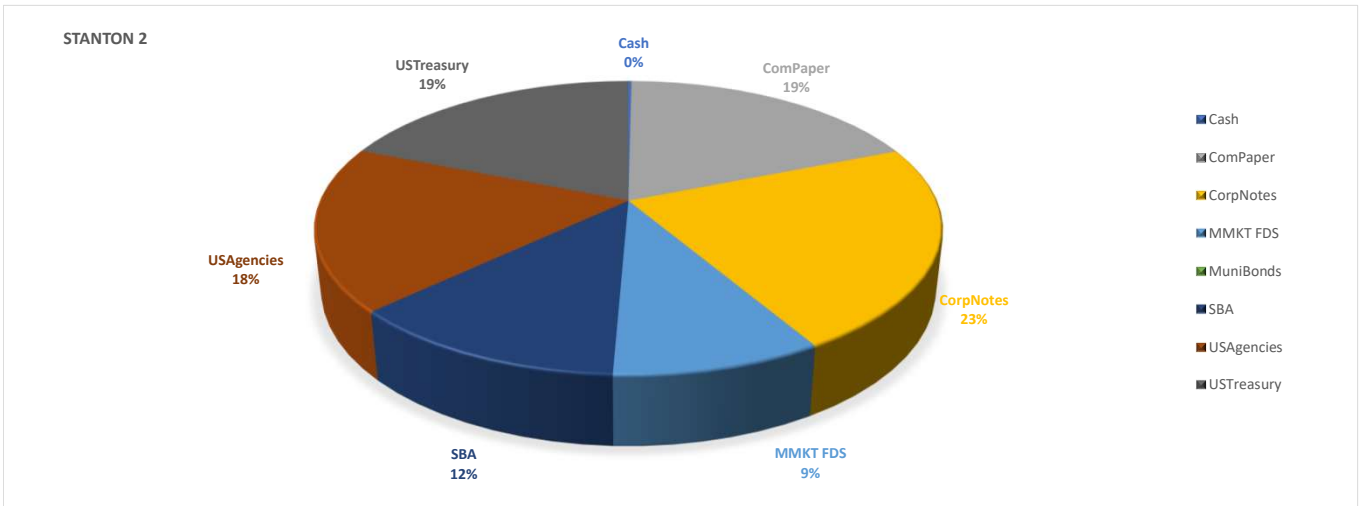
ST LUCIE											
	Cash	CD's	ComPaper	CorpNotes	MMKT FDS	MuniBonds	SBA	USAgencies	USTreasury	Grand Total	
SL	100,000.00	-	-	-	-	-	-	-	-	100,000.00	
STL NFS	-	-	987,915.11	-	1,124,417.50	-	-	1,257,984.20	2,272,737.15	5,643,053.96	
STL-CONT	-	-	-	995,784.49	560,920.77	471,085.25	-	-	508,917.44	2,536,707.95	
STL-DS13A	-	-	-	-	6,861.46	-	-	-	516,788.73	523,650.19	
STL-DS21A	-	-	-	-	11,806.94	-	-	-	655,924.16	667,731.10	
STL-DS21B	-	-	-	-	7,793.80	-	-	-	566,479.96	574,273.76	
STL-GEN	-	-	-	16,942,965.07	2,740,037.63	4,906,704.25	-	13,157,236.18	5,557,113.20	43,304,056.33	
STL-O&M	-	-	3,717,845.31	1,996,671.26	502,528.33	-	2,547,489.64	1,006,504.31	975,194.77	10,746,233.62	
STL-R&R	-	-	-	504,123.04	927,098.50	985,470.50	-	4,502,268.34	4,041,787.72	10,960,748.10	
<b>Totals</b>	<b>100,000.00</b>	-	<b>4,705,760.42</b>	<b>20,439,543.86</b>	<b>5,881,464.93</b>	<b>6,363,260.00</b>	<b>2,547,489.64</b>	<b>19,923,993.03</b>	<b>15,094,943.13</b>	<b>75,056,455.01</b>	
% OF TOTAL	0%	0%	6%	27%	8%	9%	3%	27%	20%	100%	



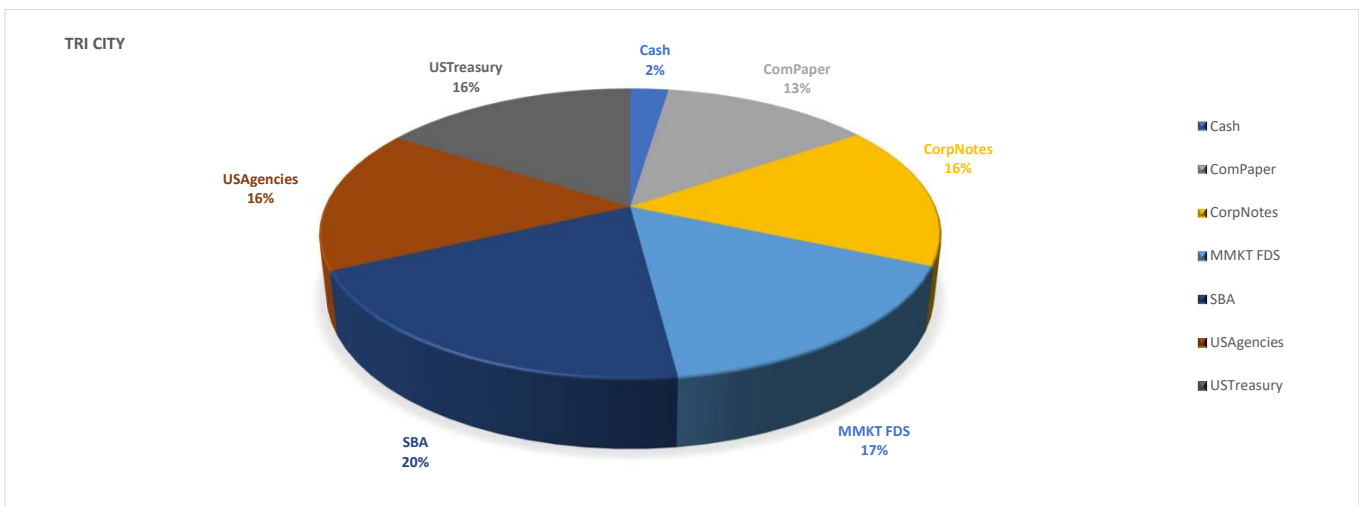
STANTON											
Row Labels	Cash	CD's	ComPaper	CorpNotes	MMKT FDS	MuniBonds	SBA	USAgencies	USTreasury	Grand Total	
STN	100,000.00	-	-	-	-	-	-	-	-	100,000.00	
STN-CONT	-	-	-	908,511.39	288,688.12	-	-	-	-	1,197,199.51	
STN-GEN	-	-	2,969,736.82	2,485,254.17	826,340.98	-	-	1,019,525.00	4,024,727.08	11,325,584.05	
STN-O&M	-	-	-	-	988,982.32	-	5,824,269.85	-	-	6,813,252.17	
STN-R&R	-	-	994,661.64	1,536,991.53	2,906,158.45	-	-	-	-	5,437,811.62	
<b>Grand Total</b>	<b>100,000.00</b>	-	<b>3,964,398.46</b>	<b>4,930,757.09</b>	<b>5,010,169.87</b>	-	<b>5,824,269.85</b>	<b>1,019,525.00</b>	<b>4,024,727.08</b>	<b>24,873,847.35</b>	
% OF TOTAL	0%	0%	16%	20%	20%	0%	24%	4%	16%	100%	



STANTON 2										
Row Labels	Cash	CD's	ComPaper	CorpNotes	MMKT FDS	MuniBonds	SBA	USAgencies	USTreasury	Grand Total
STN2	100,000.00	-	-	-	-	-	-	-	-	100,000.00
STN2-CONT	-	-	-	653,159.22	537,137.89	-	-	-	-	1,190,297.11
STN2-DS17A	-	-	-	-	294,335.81	-	-	-	-	294,335.81
STN2-DS17B	-	-	-	-	9,764.58	-	-	-	1,887,046.61	1,896,811.19
STN2-DS20	-	-	-	-	1,049.23	-	-	-	-	1,049.23
STN2-DS22A	-	-	-	-	7,872.54	-	-	-	2,094,730.68	2,102,603.22
STN2-GEN	-	-	5,962,799.73	8,900,039.25	1,293,201.83	-	-	8,639,331.75	5,011,906.21	29,807,278.77
STN2-O&M	-	-	987,915.11	-	672,818.00	-	6,011,967.46	-	1,003,256.61	8,675,957.18
STN2-PR20	-	-	2,983,172.02	2,408,635.92	1,849,181.11	-	-	982,115.71	-	8,223,104.76
STN2-R&R	-	-	-	-	11.80	-	-	-	-	11.80
STN2-REV20	-	-	-	-	192,124.54	-	-	-	-	192,124.54
<b>Grand Total</b>	<b>100,000.00</b>	-	<b>9,933,886.86</b>	<b>11,961,834.39</b>	<b>4,857,497.33</b>	-	<b>6,011,967.46</b>	<b>9,621,447.46</b>	<b>9,996,940.11</b>	<b>52,483,573.61</b>
% OF TOTAL	0%	0%	19%	23%	9%	0%	12%	18%	19%	100%



TRI CITY										
Row Labels	Cash	CD's	ComPaper	CorpNotes	MMKT FDS	MuniBonds	SBA	USAgencies	USTreasury	Grand Total
TC	100,000.00	-	-	-	-	-	-	-	-	100,000.00
TRI-CONT	-	-	-	153,316.24	193,451.21	-	-	-	-	346,767.45
TRI-GEN	-	-	397,411.90	252,364.27	187,106.32	-	-	400,825.56	401,302.64	1,639,010.69
TRI-O&M	-	-	246,978.78	-	333,373.54	-	1,452,095.02	254,707.57	250,814.16	2,537,969.07
TRI-R&R	-	-	298,738.06	757,752.12	478,926.60	-	-	505,397.22	501,006.43	2,541,820.43
<b>Grand Total</b>	<b>100,000.00</b>	-	<b>943,128.74</b>	<b>1,163,432.63</b>	<b>1,192,857.67</b>	-	<b>1,452,095.02</b>	<b>1,160,930.35</b>	<b>1,153,123.23</b>	<b>7,165,567.64</b>
% OF TOTAL	2%	0%	13%	16%	17%	0%	20%	16%	16%	100%



# Investment Report

February 1, 2025

<u>CUSIP</u>	<u>ContNo</u>	<u>Issuer</u>	<u>Purchase Date</u>	<u>Maturity Date</u>	<u>Coupon</u>	<u>Yield to Maturity</u>	<u>Current Par</u>	<u>Market Value</u>	<u>(Premium)/Discount</u>	<u>Accrued Interest</u>	<u>Original Cost</u>	<u>Days To Maturity</u>	<u>Duration</u>	<u>Convexity</u>
<b>Agency O&amp;M</b>														
3130ARMR9	126749	FHLB - Callable	01/19/2024	04/28/2025	2.940	4.714	500,000.00	501,865.00	10,875.00	3,797.50	0.9783	86	0.24	0.0017
3133ERMK4	126962	FFCB	07/30/2024	01/26/2026	4.625	4.612	1,000,000.00	1,003,362.36	(180.00)	642.36	1.0002	359	0.97	0.0147
59217GEJ4	126821	CORP: METLIFE	04/05/2024	07/02/2025	0.950	5.210	1,000,000.00	986,943.80	50,600.00	765.28	0.9494	151	0.41	0.0037
6174468C6	126931	CORP: MORGAN STANLEY	07/10/2024	07/23/2025	4.000	5.305	500,000.00	499,721.57	6,505.00	444.44	0.9870	172	0.47	0.0045
62455FSE7	126987	CP: Mountcliff Fund	09/17/2024	05/14/2025	0.000	4.531	1,000,000.00	991,103.33	28,812.78	0.00	0.9712	102	0.28	0.0021
83369BS98	126981	CP: Societe Generale	09/09/2024	05/09/2025	0.000	4.662	1,000,000.00	991,535.75	29,981.11	0.00	0.9700	97	0.27	0.0020
91282XB1	126700	US Treasury	12/15/2023	05/15/2025	2.125	4.563	500,000.00	499,281.36	16,562.49	2,289.36	0.9669	103	0.28	0.0022
91282CGA3	126706	US Treasury	12/22/2023	12/15/2025	4.000	4.307	500,000.00	501,628.31	2,897.00	2,555.56	0.9942	317	0.86	0.0121
91282CGA3	127056	US Treasury	12/20/2024	12/15/2025	4.000	4.236	1,000,000.00	1,003,256.61	2,271.73	5,111.11	0.9977	317	0.86	0.0121
91282CGN5	126708	US Treasury	12/22/2023	02/28/2025	4.625	4.651	500,000.00	509,943.08	234.37	9,865.83	0.9995	27	0.07	0.0004
91282CHV6	126663	US Treasury	11/13/2023	08/31/2025	5.000	5.101	500,000.00	512,308.71	885.46	10,486.11	0.9982	211	0.57	0.0067
N/A	125278	AGENCY SBA	11/05/2020	02/03/2025	4.540	4.540	3,490,700.99	3,490,700.99	0.00	10,657.66	1.0000	2	0.01	0.0000
VP4560000	124711	Principal	11/26/2019	02/03/2025	4.260	4.260	1,983,596.27	1,983,596.27	0.00	7,427.82	1.0000	2	0.01	0.0000
					<b>3.356</b>	<b>4.592</b>	<b>13,474,297.26</b>	<b>13,475,247.14</b>	<b>149,444.94</b>	<b>54,043.03</b>	<b>0.9889</b>	<b>111</b>	<b>0.30</b>	<b>0.0036</b>
<b>AGENCY PLOAN DEBT SVC 2023</b>														
N/A	126765	Goldman Sachs M-Mkt	01/25/2024	02/03/2025	4.030	4.030	182,389.68	182,389.68	0.00	324.07	1.0000	2	0.01	0.0000
					<b>4.030</b>	<b>4.030</b>	<b>182,389.68</b>	<b>182,389.68</b>	<b>0.00</b>	<b>324.07</b>	<b>1.0000</b>	<b>2</b>	<b>0.01</b>	<b>0.0000</b>
<b>AGENCY PLOAN REV EXP 2023</b>														
N/A	126846	Goldman Sachs M-Mkt	03/25/2024	02/03/2025	4.030	4.030	3.87	3.87	0.00	0.00	1.0000	2	0.01	0.0000
					<b>4.030</b>	<b>4.030</b>	<b>3.87</b>	<b>3.87</b>	<b>0.00</b>	<b>0.00</b>	<b>1.0000</b>	<b>2</b>	<b>0.01</b>	<b>0.0000</b>
<b>AGN Pool Summary</b>					<b>3.365</b>	<b>4.584</b>	<b>13,656,690.81</b>	<b>13,657,640.69</b>	<b>149,444.94</b>	<b>54,367.10</b>	<b>0.9891</b>	<b>109</b>	<b>0.30</b>	<b>0.0036</b>
<b>ALL REQUIREMENTS 2013A CONSTRUCTION</b>														
06741FQC4	126905	CP: Barclays	06/20/2024	03/12/2025	0.000	5.453	200,000.00	199,660.11	7,685.00	0.00	0.9616	39	0.11	0.0006
N/A	116079	Goldman Sachs M-Mkt	09/17/2013	02/03/2025	4.030	4.030	845,108.94	845,108.94	0.00	3,026.69	1.0000	2	0.01	0.0000
					<b>3.259</b>	<b>4.302</b>	<b>1,045,108.94</b>	<b>1,044,769.05</b>	<b>7,685.00</b>	<b>3,026.69</b>	<b>0.9926</b>	<b>9</b>	<b>0.02</b>	<b>0.0001</b>

# Investment Report

February 1, 2025

<u>CUSIP</u>	<u>ContNo</u>	<u>Issuer</u>	<u>Purchase Date</u>	<u>Maturity Date</u>	<u>Coupon</u>	<u>Yield to Maturity</u>	<u>Current Par</u>	<u>Market Value</u>	<u>(Premium)/Discount</u>	<u>Accrued Interest</u>	<u>Original Cost</u>	<u>Days To Maturity</u>	<u>Duration</u>	<u>Convexity</u>
<b>ALL REQUIREMENTS 2021B SUBORDINATE BOND PROCEED</b>														
127145LF5	125506	MUNI: CACHE CNTY UT	05/27/2021	06/15/2025	3.000	0.660	1,975,000.00	1,972,861.73	(184,386.00)	7,570.83	1.0934	134	0.37	0.0031
160357XD6	125503	MUNI: CTY CHARLESTON	05/26/2021	03/01/2025	1.250	0.520	1,255,000.00	1,258,302.33	(34,098.35)	6,536.46	1.0272	28	0.08	0.0005
235308D75	125460	MUNI: DALLAS TX SCH	04/27/2021	08/15/2025	4.000	0.700	6,110,000.00	6,214,584.54	(852,528.30)	112,695.56	1.1395	195	0.52	0.0059
3133EMWH1	125451	FFCB	04/27/2021	04/21/2025	0.710	0.710	3,000,000.00	2,983,324.17	0.00	6,094.17	1.0000	79	0.22	0.0015
3135G05X7	125450	FNMA	04/27/2021	08/25/2025	0.375	0.692	3,000,000.00	2,939,745.00	40,470.00	4,875.00	0.9865	205	0.56	0.0060
35569PFG3	125498	MUNI: FREDERICK CNTY	05/17/2021	08/01/2025	3.000	0.637	1,630,000.00	1,619,358.55	(159,560.70)	24,450.00	1.0979	181	0.49	0.0053
37331NAJ0	125441	CORP:GEORGIA-PACIFIC	04/27/2021	09/30/2025	1.750	1.130	4,000,000.00	3,957,885.28	(106,793.76)	23,527.78	1.0267	241	0.66	0.0079
68609TT81	125499	MUNI: Oregon State	05/18/2021	08/01/2025	0.803	0.666	1,300,000.00	1,277,065.40	(7,371.00)	5,219.50	1.0057	181	0.49	0.0051
74256LEE5	125440	CORP: PRINCIPAL LIFE	04/27/2021	06/23/2025	1.250	1.070	5,000,000.00	4,947,341.84	(36,450.00)	6,597.22	1.0073	142	0.39	0.0034
74368CAX2	125443	CORP: PROTECTIVELIFE	04/27/2021	07/15/2025	1.170	1.168	2,375,000.00	2,342,959.32	(155.61)	1,235.00	1.0001	164	0.45	0.0042
78015K7H1	125439	CORP: ROYAL BK CA	04/27/2021	06/10/2025	1.150	1.005	5,000,000.00	4,952,484.41	(29,149.99)	8,145.83	1.0058	129	0.35	0.0030
880591EW8	125720	MUNI: TVA	12/08/2021	05/15/2025	0.750	1.082	5,000,000.00	4,955,716.67	55,850.00	7,916.67	0.9888	103	0.28	0.0022
91417K2W0	125496	MUNI: UNIV COLORADO	05/17/2021	06/01/2025	2.347	0.650	3,690,000.00	3,512,867.70	(249,185.70)	14,434.05	1.0675	120	0.33	0.0025
N/A	125431	Goldman Sachs M-Mkt	04/15/2021	02/03/2025	4.030	4.030	1,753,403.98	1,753,403.98	0.00	6,256.29	1.0000	2	0.01	0.0000
N/A	125476	ARP 21B SUB SBA	04/30/2021	02/03/2025	4.540	4.540	27,705,035.33	27,705,035.33	0.00	111,562.87	1.0000	2	0.01	0.0000
					<b>2.860</b>	<b>2.345</b>	<b>72,793,439.31</b>	<b>72,392,936.25</b>	<b>(1,563,359.41)</b>	<b>347,117.23</b>	<b>1.0215</b>	<b>91</b>	<b>0.25</b>	<b>0.0024</b>
<b>ALL REQUIREMENTS CONTINGENCY</b>														
07330MAB3	127035	CORP: Truist	10/31/2024	09/16/2025	3.625	4.667	500,000.00	504,728.55	4,450.00	6,796.88	0.9911	227	0.61	0.0074
91282CKB6	127028	US Treasury	10/31/2024	02/28/2026	4.625	4.231	500,000.00	511,680.10	(2,542.58)	9,699.65	1.0051	392	1.05	0.0174
VP4560000	124582	Principal	11/04/2019	02/03/2025	4.260	4.260	472,788.24	472,788.24	0.00	1,794.59	1.0000	2	0.01	0.0000
					<b>4.168</b>	<b>4.388</b>	<b>1,472,788.24</b>	<b>1,489,196.89</b>	<b>1,907.42</b>	<b>18,291.12</b>	<b>0.9987</b>	<b>211</b>	<b>0.56</b>	<b>0.0084</b>
<b>ALL REQUIREMENTS DEBT SERVICE 2015B</b>														
912797MU8	127014	US Treasury	10/29/2024	03/27/2025	0.000	4.512	987,000.00	980,671.84	17,851.82	0.00	0.9819	54	0.15	0.0009
912797MU8	127075	US Treasury	12/27/2024	03/27/2025	0.000	4.324	936,000.00	929,998.83	9,874.80	0.00	0.9895	54	0.15	0.0009
912797NS2	127044	US Treasury	11/26/2024	03/25/2025	0.000	4.509	939,000.00	933,201.19	13,602.92	0.00	0.9855	52	0.14	0.0009
912797NS2	127088	US Treasury	01/29/2025	03/25/2025	0.000	4.323	930,000.00	924,256.77	6,019.37	0.00	0.9935	52	0.14	0.0009
N/A	118434	Goldman Sachs M-Mkt	01/28/2016	02/03/2025	4.030	4.030	8,615.69	8,615.69	0.00	232.13	1.0000	2	0.01	0.0000
					<b>0.009</b>	<b>4.418</b>	<b>3,800,615.69</b>	<b>3,776,744.32</b>	<b>47,348.91</b>	<b>232.13</b>	<b>0.9875</b>	<b>53</b>	<b>0.14</b>	<b>0.0009</b>

# Investment Report

February 1, 2025

<u>CUSIP</u>	<u>ContNo</u>	<u>Issuer</u>	<u>Purchase Date</u>	<u>Maturity Date</u>	<u>Coupon</u>	<u>Yield to Maturity</u>	<u>Current Par</u>	<u>Market Value</u>	<u>(Premium)/Discount</u>	<u>Accrued Interest</u>	<u>Original Cost</u>	<u>Days To Maturity</u>	<u>Duration</u>	<u>Convexity</u>
<b>ALL REQUIREMENTS DEBT SERVICE 2016A</b>														
912797MU8	127017	US Treasury	10/29/2024	03/27/2025	0.000	4.512	1,252,000.00	1,243,972.79	22,644.86	0.00	0.9819	54	0.15	0.0009
912797MU8	127076	US Treasury	12/27/2024	03/27/2025	0.000	4.324	1,062,000.00	1,055,190.98	11,204.10	0.00	0.9895	54	0.15	0.0009
912797NS2	127047	US Treasury	11/26/2024	03/25/2025	0.000	4.509	1,067,000.00	1,060,410.73	15,457.20	0.00	0.9855	52	0.14	0.0009
912797NS2	127089	US Treasury	01/29/2025	03/25/2025	0.000	4.323	1,060,000.00	1,053,453.96	6,860.78	0.00	0.9935	52	0.14	0.0009
N/A	118861	Goldman Sachs M-Mkt	05/12/2016	02/03/2025	4.030	4.030	10,771.74	10,771.74	0.00	278.20	1.0000	2	0.01	0.0000
					<b>0.010</b>	<b>4.420</b>	<b>4,451,771.74</b>	<b>4,423,800.20</b>	<b>56,166.94</b>	<b>278.20</b>	<b>0.9874</b>	<b>53</b>	<b>0.14</b>	<b>0.0009</b>
<b>ALL REQUIREMENTS DEBT SERVICE 2017A</b>														
912797MU8	127013	US Treasury	10/29/2024	03/27/2025	0.000	4.512	2,240,000.00	2,225,638.22	40,514.77	0.00	0.9819	54	0.15	0.0009
912797MU8	127077	US Treasury	12/27/2024	03/27/2025	0.000	4.324	2,212,000.00	2,197,817.74	23,336.60	0.00	0.9895	54	0.15	0.0009
912797NS2	127046	US Treasury	11/26/2024	03/25/2025	0.000	4.509	2,220,000.00	2,206,290.36	32,160.25	0.00	0.9855	52	0.14	0.0009
912797NS2	127090	US Treasury	01/29/2025	03/25/2025	0.000	4.323	2,190,000.00	2,176,475.63	14,174.62	0.00	0.9935	52	0.14	0.0009
N/A	120615	Goldman Sachs M-Mkt	06/30/2017	02/03/2025	4.030	4.030	19,273.12	19,273.12	0.00	516.13	1.0000	2	0.01	0.0000
					<b>0.009</b>	<b>4.417</b>	<b>8,881,273.12</b>	<b>8,825,495.07</b>	<b>110,186.24</b>	<b>516.13</b>	<b>0.9876</b>	<b>53</b>	<b>0.14</b>	<b>0.0009</b>
<b>ALL REQUIREMENTS DEBT SERVICE 2017B</b>														
912797MU8	127015	US Treasury	10/29/2024	03/27/2025	0.000	4.512	1,868,000.00	1,856,023.30	33,786.42	0.00	0.9819	54	0.15	0.0009
912797MU8	127079	US Treasury	12/27/2024	03/27/2025	0.000	4.324	1,811,000.00	1,799,388.76	19,106.05	0.00	0.9895	54	0.15	0.0009
912797NS2	127045	US Treasury	11/26/2024	03/25/2025	0.000	4.509	1,818,000.00	1,806,772.92	26,336.64	0.00	0.9855	52	0.14	0.0009
912797NS2	127091	US Treasury	01/29/2025	03/25/2025	0.000	4.323	1,790,000.00	1,778,945.83	11,585.65	0.00	0.9935	52	0.14	0.0009
N/A	120616	Goldman Sachs M-Mkt	06/30/2017	02/03/2025	4.030	4.030	18,071.41	18,071.41	0.00	421.49	1.0000	2	0.01	0.0000
					<b>0.010</b>	<b>4.417</b>	<b>7,305,071.41</b>	<b>7,259,202.22</b>	<b>90,814.76</b>	<b>421.49</b>	<b>0.9876</b>	<b>53</b>	<b>0.14</b>	<b>0.0009</b>
<b>ALL REQUIREMENTS DEBT SERVICE 2018A</b>														
912797NS2	127093	US Treasury	01/29/2025	03/25/2025	0.000	4.323	710,000.00	705,615.39	4,595.43	0.00	0.9935	52	0.14	0.0009
N/A	122318	Goldman Sachs M-Mkt	07/26/2018	02/03/2025	4.030	4.030	11,537.22	11,537.22	0.00	1,797.42	1.0000	2	0.01	0.0000
					<b>0.064</b>	<b>4.319</b>	<b>721,537.22</b>	<b>717,152.61</b>	<b>4,595.43</b>	<b>1,797.42</b>	<b>0.9936</b>	<b>51</b>	<b>0.14</b>	<b>0.0009</b>
<b>ALL REQUIREMENTS DEBT SERVICE 2019A</b>														
912797MU8	127016	US Treasury	10/29/2024	03/27/2025	0.000	4.512	1,059,000.00	1,052,210.21	19,154.08	0.00	0.9819	54	0.15	0.0009
912797MU8	127078	US Treasury	12/27/2024	03/27/2025	0.000	4.324	1,041,000.00	1,034,325.62	10,982.55	0.00	0.9895	54	0.15	0.0009
912797NS2	127043	US Treasury	11/26/2024	03/25/2025	0.000	4.509	1,045,000.00	1,038,546.59	15,138.50	0.00	0.9855	52	0.14	0.0009
912797NS2	127092	US Treasury	01/29/2025	03/25/2025	0.000	4.323	1,030,000.00	1,023,639.22	6,666.61	0.00	0.9935	52	0.14	0.0009
N/A	124837	Goldman Sachs M-Mkt	11/25/2019	02/03/2025	4.030	4.030	13,270.11	13,270.11	0.00	255.91	1.0000	2	0.01	0.0000
					<b>0.013</b>	<b>4.417</b>	<b>4,188,270.11</b>	<b>4,161,991.75</b>	<b>51,941.74</b>	<b>255.91</b>	<b>0.9876</b>	<b>53</b>	<b>0.14</b>	<b>0.0009</b>
<b>ALL REQUIREMENTS DEBT SERVICE 2021A</b>														
912797NS2	127094	US Treasury	01/29/2025	03/25/2025	0.000	4.323	370,000.00	367,715.06	2,394.80	0.00	0.9935	52	0.14	0.0009
N/A	125470	Goldman Sachs M-Mkt	04/30/2021	02/03/2025	4.030	4.030	7,219.53	7,219.53	0.00	941.58	1.0000	2	0.01	0.0000
					<b>0.077</b>	<b>4.318</b>	<b>377,219.53</b>	<b>374,934.59</b>	<b>2,394.80</b>	<b>941.58</b>	<b>0.9937</b>	<b>51</b>	<b>0.14</b>	<b>0.0009</b>

# Investment Report

February 1, 2025

<u>CUSIP</u>	<u>ContNo</u>	<u>Issuer</u>	<u>Purchase Date</u>	<u>Maturity Date</u>	<u>Coupon</u>	<u>Yield to Maturity</u>	<u>Current Par</u>	<u>Market Value</u>	<u>(Premium)/Discount</u>	<u>Accrued Interest</u>	<u>Original Cost</u>	<u>Days To Maturity</u>	<u>Duration</u>	<u>Convexity</u>
<b>ALL REQUIREMENTS DEBT SERVICE 2021B</b>														
912797NS2	127095	US Treasury	01/29/2025	03/25/2025	0.000	4.323	480,000.00	477,035.75	3,106.77	0.00	0.9935	52	0.14	0.0009
N/A	125477	Goldman Sachs M-Mkt	05/04/2021	02/03/2025	4.030	4.030	9,756.84	9,756.84	0.00	1,222.19	1.0000	2	0.01	0.0000
					<b>0.080</b>	<b>4.317</b>	<b>489,756.84</b>	<b>486,792.59</b>	<b>3,106.77</b>	<b>1,222.19</b>	<b>0.9937</b>	<b>51</b>	<b>0.14</b>	<b>0.0009</b>
<b>ALL REQUIREMENTS GENERAL RESERVE</b>														
02665WEY3	127051	CORP: HONDA	12/05/2024	01/09/2026	4.950	4.421	1,000,000.00	1,009,909.35	(5,550.00)	3,025.00	1.0056	342	0.92	0.0137
06741FQC4	126906	CP: Barclays	06/20/2024	03/12/2025	0.000	5.453	500,000.00	499,150.27	19,212.50	0.00	0.9616	39	0.11	0.0006
254673MP8	126585	CD: Discover Bank	08/23/2023	02/22/2028	3.000	3.000	245,000.00	236,621.94	0.00	3,282.33	1.0000	1,116	2.90	0.1039
3130AWS92	126736	FHLB	01/05/2024	09/12/2025	4.875	4.540	1,000,000.00	1,021,622.92	(5,317.00)	18,822.92	1.0053	223	0.60	0.0072
31422XEP3	127085	FAMCA	01/17/2025	11/03/2025	0.860	4.309	2,000,000.00	1,953,632.30	53,100.00	4,204.44	0.9735	275	0.75	0.0090
341271AE4	127001	MUNI: FLORIDA SBA	10/16/2024	07/01/2027	1.705	4.440	1,000,000.00	972,725.79	69,090.00	1,420.83	0.9309	880	2.37	0.0693
45685QPA1	126871	CP: ING Funding	05/08/2024	02/10/2025	0.000	5.575	1,000,000.00	999,210.74	40,628.12	0.00	0.9594	9	0.02	0.0001
6174468C6	126933	CORP: MORGAN STANLEY	07/10/2024	07/23/2025	4.000	5.305	500,000.00	499,721.57	6,505.00	444.44	0.9870	172	0.47	0.0045
91282CJK8	127071	US Treasury	12/20/2024	11/15/2026	4.625	4.312	1,500,000.00	1,525,372.25	(8,400.24)	15,031.25	0.0431	652	1.72	0.0401
VP4560000	124710	Principal	11/25/2019	02/03/2025	4.260	4.260	1,036,436.42	1,036,436.42	0.00	6,471.95	1.0000	2	0.01	0.0000
					<b>2.795</b>	<b>4.559</b>	<b>9,781,436.42</b>	<b>9,754,403.55</b>	<b>169,268.38</b>	<b>52,703.16</b>	<b>0.8351</b>	<b>344</b>	<b>0.92</b>	<b>0.0201</b>
<b>ALL REQUIREMENTS O&amp;M</b>														
24422EWS4	126820	CORP: JOHN DEERE	04/05/2024	03/03/2025	5.150	5.178	3,000,000.00	3,066,324.74	870.00	63,516.67	0.9997	30	0.08	0.0005
29449WAP2	126992	CORP: EQH	10/16/2024	12/02/2025	5.500	4.486	3,000,000.00	3,058,006.30	(32,910.00)	27,041.67	1.0110	304	0.82	0.0114
45685QPA1	126868	CP: ING Funding	05/08/2024	02/10/2025	0.000	5.575	2,000,000.00	1,998,421.48	81,256.24	0.00	0.9594	9	0.02	0.0001
62455FTG1	126995	CP: Mountcliff Fund	10/16/2024	06/16/2025	0.000	4.641	3,000,000.00	2,964,776.37	89,910.00	0.00	0.9700	135	0.37	0.0031
63307LRG8	126955	CP: NATL BANK OF CAN	07/30/2024	04/16/2025	0.000	5.161	1,000,000.00	993,529.75	35,461.11	0.00	0.9645	74	0.20	0.0014
63307LSU6	126900	CP: NATL BANK OF CAN	06/07/2024	05/28/2025	0.000	5.430	2,500,000.00	2,487,405.26	126,961.80	0.00	0.9492	116	0.32	0.0026
63873JTL4	127058	CP: NATIXIS NY	12/20/2024	06/20/2025	0.000	4.589	1,000,000.00	987,915.11	22,370.83	0.00	0.9776	139	0.38	0.0032
68608VDV3	125401	MUNI: Oregon State	03/26/2021	05/01/2025	3.069	0.900	1,000,000.00	1,004,013.00	(87,050.00)	7,672.50	1.0871	89	0.24	0.0018
808513AX3	126960	CORP: SCHWAB	07/30/2024	05/21/2025	3.850	5.191	2,000,000.00	2,012,336.75	21,080.00	14,972.22	0.9895	109	0.30	0.0024
N/A	125279	All Req. SBA	11/05/2020	02/03/2025	4.540	4.540	33,873,141.37	33,873,141.37	0.00	118,813.48	1.0000	2	0.01	0.0000
VP4560000	124611	Principal	11/21/2019	02/03/2025	4.260	4.260	27,122,019.25	27,122,019.25	0.00	79,584.91	1.0000	2	0.01	0.0000
					<b>3.925</b>	<b>4.503</b>	<b>79,495,160.62</b>	<b>79,567,889.38</b>	<b>257,949.98</b>	<b>311,601.45</b>	<b>0.9968</b>	<b>30</b>	<b>0.08</b>	<b>0.0008</b>



# Investment Report

February 1, 2025

<u>CUSIP</u>	<u>ContNo</u>	<u>Issuer</u>	<u>Purchase Date</u>	<u>Maturity Date</u>	<u>Coupon</u>	<u>Yield to Maturity</u>	<u>Current Par</u>	<u>Market Value</u>	<u>(Premium)/Discount</u>	<u>Accrued Interest</u>	<u>Original Cost</u>	<u>Days To Maturity</u>	<u>Duration</u>	<u>Convexity</u>
<b>ALL REQUIREMENTS RENEWAL &amp; REPLACEMENT</b>														
037833BY5	125408	CORP: APPLE INC	03/30/2021	02/23/2026	3.250	1.233	1,500,000.00	1,507,186.20	(143,370.00)	21,395.83	1.0956	387	1.04	0.0171
283770NU5	125405	MUNI: EL PASO SCHOOL	03/29/2021	08/15/2026	5.000	0.996	1,500,000.00	1,550,428.58	(313,680.00)	34,583.33	1.2091	560	1.47	0.0310
3130AJHU6	127087	FHLB DN	01/17/2025	04/14/2025	0.500	4.244	2,000,000.00	1,987,826.41	17,940.00	2,972.22	0.9910	72	0.20	0.0013
3130AWLY4	126772	FHLB	02/08/2024	06/13/2025	5.125	4.594	1,500,000.00	1,514,337.50	(10,200.00)	10,250.00	1.0068	132	0.36	0.0030
3133EPCW3	126329	FFCB	03/10/2023	03/10/2025	5.000	5.170	750,000.00	765,295.00	2,393.35	14,687.50	0.9968	37	0.10	0.0006
3133ERUK5	126989	FFCB - Callable	09/23/2024	09/23/2026	4.020	4.020	3,500,000.00	3,531,004.17	0.00	50,026.67	1.0000	599	1.58	0.0347
31424WJZ6	126902	FAMCA	06/10/2024	06/10/2026	5.240	5.240	2,000,000.00	2,019,536.67	0.00	14,846.67	1.0000	494	1.31	0.0250
63743HFE7	126514	CORP: Natl Rural Uti	07/12/2023	06/15/2025	3.450	5.400	1,000,000.00	1,001,112.45	35,232.60	4,408.33	0.9648	134	0.37	0.0032
63873JPT1	126983	CP: NATIXIS NY	09/09/2024	02/27/2025	0.000	4.856	3,000,000.00	2,993,169.93	66,547.50	0.00	0.9778	26	0.07	0.0004
64971XEK0	125399	MUNI: NYC Trans Fin	03/25/2021	08/01/2026	3.430	1.110	1,500,000.00	1,478,193.00	(180,225.00)	25,725.00	1.1202	546	1.45	0.0300
64971XEK0	125403	MUNI: NYC Trans Fin	03/29/2021	08/01/2026	3.430	1.106	1,500,000.00	1,478,193.00	(180,225.00)	25,725.00	1.1202	546	1.45	0.0300
64971XJB5	126774	MUNI: NYC	02/09/2024	11/01/2025	2.740	4.530	1,450,000.00	1,441,517.50	42,717.00	9,932.50	0.9705	273	0.75	0.0097
6944PL2B4	126739	CORP: PACIFIC LIFE	01/09/2024	06/24/2025	1.200	4.940	1,500,000.00	1,483,658.55	77,925.00	1,928.57	0.9481	143	0.39	0.0034
74153WCR8	126804	CORP: PRICOA GL FD	03/22/2024	08/28/2025	4.200	5.162	1,530,000.00	1,556,411.67	20,393.78	27,310.50	0.9867	208	0.56	0.0066
83369BS98	126984	CP: Societe Generale	09/09/2024	05/09/2025	0.000	4.662	2,000,000.00	1,983,071.50	59,962.22	0.00	0.9700	97	0.27	0.0020
882724RB5	125406	MUNI: STATE OF TEXAS	03/29/2021	10/01/2026	5.000	0.964	2,000,000.00	2,054,206.33	(431,860.00)	33,333.33	1.2159	607	1.59	0.0353
902273WX5	121455	MUNI: TYLER	12/08/2017	02/15/2026	5.000	1.870	700,000.00	732,102.23	(165,564.00)	16,168.48	1.2365	379	1.01	0.0166
912797MM6	127048	US Treasury	12/05/2024	03/06/2025	0.000	4.444	2,000,000.00	1,992,144.12	21,915.83	0.00	0.9890	33	0.09	0.0005
91282CJT9	126751	US Treasury	01/19/2024	01/15/2027	4.000	4.135	2,000,000.00	1,995,904.91	7,500.00	3,756.91	0.9963	713	1.89	0.0469
VP4560000	124585	Principal	11/04/2019	02/03/2025	4.260	4.260	5,838,990.42	5,838,990.42	0.00	34,761.93	1.0000	2	0.01	0.0000
					<b>3.138</b>	<b>3.789</b>	<b>38,768,990.42</b>	<b>38,904,290.14</b>	<b>(1,072,596.72)</b>	<b>331,812.77</b>	<b>1.0277</b>	<b>279</b>	<b>0.74</b>	<b>0.0143</b>
<b>ALL REQUIREMENTS SOLAR O&amp;M</b>														
07330MAB3	127034	CORP: Truist	10/31/2024	09/16/2025	3.625	4.667	1,500,000.00	1,514,185.65	13,350.00	20,390.63	0.9911	227	0.61	0.0074
VP4560000	125040	Principal	04/27/2020	02/03/2025	4.260	4.260	582,410.21	582,410.21	0.00	2,210.68	1.0000	2	0.01	0.0000
					<b>3.803</b>	<b>4.553</b>	<b>2,082,410.21</b>	<b>2,096,595.86</b>	<b>13,350.00</b>	<b>22,601.31</b>	<b>0.9936</b>	<b>164</b>	<b>0.44</b>	<b>0.0053</b>
<b>ALL REQUIREMENTS SUBORDINATE DEBT</b>														
N/A	125086	Goldman Sachs M-Mkt	05/29/2020	02/03/2025	4.030	4.030	2.77	2.77	0.00	0.00	1.0000	2	0.01	0.0000
					<b>4.030</b>	<b>4.030</b>	<b>2.77</b>	<b>2.77</b>	<b>0.00</b>	<b>0.00</b>	<b>1.0000</b>	<b>2</b>	<b>0.01</b>	<b>0.0000</b>
		<b>ARP Pool Summary</b>			<b>2.916</b>	<b>3.709</b>	<b>235,654,852.59</b>	<b>235,276,197.24</b>	<b>(1,819,239.76)</b>	<b>1,092,818.78</b>	<b>1.0016</b>	<b>108</b>	<b>0.29</b>	<b>0.0044</b>
<b>Bushnell Rate Stabilization Fund</b>														
VP4560000	124580	Principal	11/04/2019	02/03/2025	4.260	4.260	87,503.82	87,503.82	0.00	311.03	1.0000	2	0.01	0.0000
					<b>4.260</b>	<b>4.260</b>	<b>87,503.82</b>	<b>87,503.82</b>	<b>0.00</b>	<b>311.03</b>	<b>1.0000</b>	<b>2</b>	<b>0.01</b>	<b>0.0000</b>
		<b>BUSH Pool Summary</b>			<b>4.260</b>	<b>4.260</b>	<b>87,503.82</b>	<b>87,503.82</b>	<b>0.00</b>	<b>311.03</b>	<b>1.0000</b>	<b>2</b>	<b>0.01</b>	<b>0.0000</b>

# Investment Report

February 1, 2025

<u>CUSIP</u>	<u>ContNo</u>	<u>Issuer</u>	<u>Purchase Date</u>	<u>Maturity Date</u>	<u>Coupon</u>	<u>Yield to Maturity</u>	<u>Current Par</u>	<u>Market Value</u>	<u>(Premium)/Discount</u>	<u>Accrued Interest</u>	<u>Original Cost</u>	<u>Days To Maturity</u>	<u>Duration</u>	<u>Convexity</u>
<b>FMPA CLEWISTON PL 2021 DEBT SERVICE FUND</b>														
N/A	126074	Goldman Sachs M-Mkt	08/31/2021	02/03/2025	4.030	4.030	236.11	236.11	0.00	0.87	1.0000	2	0.01	0.0000
					<b>4.030</b>	<b>4.030</b>	<b>236.11</b>	<b>236.11</b>	<b>0.00</b>	<b>0.87</b>	<b>1.0000</b>	<b>2</b>	<b>0.01</b>	<b>0.0000</b>
<b>FMPA CLEWISTON PL 2021 REVENUE &amp; EXPENSE</b>														
N/A	126075	Goldman Sachs M-Mkt	09/23/2022	02/03/2025	4.030	4.030	33.48	33.48	0.00	0.09	1.0000	2	0.01	0.0000
					<b>4.030</b>	<b>4.030</b>	<b>33.48</b>	<b>33.48</b>	<b>0.00</b>	<b>0.09</b>	<b>1.0000</b>	<b>2</b>	<b>0.01</b>	<b>0.0000</b>
		<b>CLEW Pool Summary</b>			<b>4.030</b>	<b>4.030</b>	<b>269.59</b>	<b>269.59</b>	<b>0.00</b>	<b>0.96</b>	<b>1.0000</b>	<b>2</b>	<b>0.01</b>	<b>0.0000</b>
<b>FMPA Pool Loan Working Capital</b>														
VP4560000	124586	Principal	11/04/2019	02/03/2025	4.260	4.260	8,142.98	8,142.98	0.00	38.84	1.0000	2	0.01	0.0000
					<b>4.260</b>	<b>4.260</b>	<b>8,142.98</b>	<b>8,142.98</b>	<b>0.00</b>	<b>38.84</b>	<b>1.0000</b>	<b>2</b>	<b>0.01</b>	<b>0.0000</b>
		<b>FMPA Pool Summary</b>			<b>4.260</b>	<b>4.260</b>	<b>8,142.98</b>	<b>8,142.98</b>	<b>0.00</b>	<b>38.84</b>	<b>1.0000</b>	<b>2</b>	<b>0.01</b>	<b>0.0000</b>
<b>FMPA PL HOMESTEAD PROJECT FUND 2021</b>														
N/A	125532	Goldman Sachs M-Mkt	06/28/2021	02/03/2025	4.030	4.030	4,200,786.11	4,200,786.11	0.00	15,044.69	1.0000	2	0.01	0.0000
					<b>4.030</b>	<b>4.030</b>	<b>4,200,786.11</b>	<b>4,200,786.11</b>	<b>0.00</b>	<b>15,044.69</b>	<b>1.0000</b>	<b>2</b>	<b>0.01</b>	<b>0.0000</b>
<b>FMPA PL HOMESTEAD REVENUE EXPENSE FUND 2021</b>														
N/A	125848	Goldman Sachs M-Mkt	03/25/2022	04/04/2042	4.030	4.030	22.18	22.18	0.00	0.07	1.0000	6,271	17.17	3.0333
					<b>4.030</b>	<b>4.030</b>	<b>22.18</b>	<b>22.18</b>	<b>0.00</b>	<b>0.07</b>	<b>1.0000</b>	<b>6,271</b>	<b>17.17</b>	<b>3.0333</b>
<b>HOMESTEAD PL DEBT SERVICE 2022</b>														
N/A	126363	Goldman Sachs M-Mkt	03/16/2023	02/03/2025	4.030	4.030	284.67	284.67	0.00	1.03	1.0000	2	0.01	0.0000
					<b>4.030</b>	<b>4.030</b>	<b>284.67</b>	<b>284.67</b>	<b>0.00</b>	<b>1.03</b>	<b>1.0000</b>	<b>2</b>	<b>0.01</b>	<b>0.0000</b>
<b>HOMESTEAD PL PROJECT FUND 2022</b>														
N/A	126181	Goldman Sachs M-Mkt	11/17/2022	02/03/2025	4.030	4.030	5,033,388.62	5,033,388.62	0.00	18,026.60	1.0000	2	0.01	0.0000
					<b>4.030</b>	<b>4.030</b>	<b>5,033,388.62</b>	<b>5,033,388.62</b>	<b>0.00</b>	<b>18,026.60</b>	<b>1.0000</b>	<b>2</b>	<b>0.01</b>	<b>0.0000</b>
<b>HOMESTEAD PL REVENUE EXPESNE 2022</b>														
N/A	126364	Goldman Sachs M-Mkt	03/16/2023	02/03/2025	4.030	4.030	18.80	18.80	0.00	0.06	1.0000	2	0.01	0.0000
					<b>4.030</b>	<b>4.030</b>	<b>18.80</b>	<b>18.80</b>	<b>0.00</b>	<b>0.06</b>	<b>1.0000</b>	<b>2</b>	<b>0.01</b>	<b>0.0000</b>
		<b>HMST Pool Summary</b>			<b>4.030</b>	<b>4.030</b>	<b>9,234,500.38</b>	<b>9,234,500.38</b>	<b>0.00</b>	<b>33,072.45</b>	<b>1.0000</b>	<b>2</b>	<b>0.01</b>	<b>0.0000</b>
<b>FMPA PL HOMESTEAD DEBT SERVICE 2021</b>														
N/A	125650	Goldman Sachs M-Mkt	09/24/2021	02/03/2025	4.030	4.030	162.66	162.66	0.00	0.58	1.0000	2	0.01	0.0000
					<b>4.030</b>	<b>4.030</b>	<b>162.66</b>	<b>162.66</b>	<b>0.00</b>	<b>0.58</b>	<b>1.0000</b>	<b>2</b>	<b>0.01</b>	<b>0.0000</b>
		<b>HOME Pool Summary</b>			<b>4.030</b>	<b>4.030</b>	<b>162.66</b>	<b>162.66</b>	<b>0.00</b>	<b>0.58</b>	<b>1.0000</b>	<b>2</b>	<b>0.01</b>	<b>0.0000</b>

# Investment Report

February 1, 2025

<u>CUSIP</u>	<u>ContNo</u>	<u>Issuer</u>	<u>Purchase Date</u>	<u>Maturity Date</u>	<u>Coupon</u>	<u>Yield to Maturity</u>	<u>Current Par</u>	<u>Market Value</u>	<u>(Premium)/Discount</u>	<u>Accrued Interest</u>	<u>Original Cost</u>	<u>Days To Maturity</u>	<u>Duration</u>	<u>Convexity</u>
<b>Kissimmee Rate Stabilization Fund</b>														
VP4560000	124581	Principal	11/04/2019	02/03/2025	4.260	4.260	15,771.31	15,771.31	0.00	59.87	1.0000	2	0.01	0.0000
					<b>4.260</b>	<b>4.260</b>	<b>15,771.31</b>	<b>15,771.31</b>	<b>0.00</b>	<b>59.87</b>	<b>1.0000</b>	<b>2</b>	<b>0.01</b>	<b>0.0000</b>
			<b>KUA Pool Summary</b>		<b>4.260</b>	<b>4.260</b>	<b>15,771.31</b>	<b>15,771.31</b>	<b>0.00</b>	<b>59.87</b>	<b>1.0000</b>	<b>2</b>	<b>0.01</b>	<b>0.0000</b>
<b>FMPA PL BUSHNELL Debt Service</b>														
N/A	124748	Goldman Sachs M-Mkt	12/10/2019	02/03/2025	4.030	4.030	179.47	179.47	0.00	431.75	1.0000	2	0.01	0.0000
					<b>4.030</b>	<b>4.030</b>	<b>179.47</b>	<b>179.47</b>	<b>0.00</b>	<b>431.75</b>	<b>1.0000</b>	<b>2</b>	<b>0.01</b>	<b>0.0000</b>
<b>FMPA PL BUSHNELL Revenue Fund</b>														
N/A	125799	Goldman Sachs M-Mkt	02/01/2022	02/03/2025	4.030	4.030	36.65	36.65	0.00	5.26	1.0000	2	0.01	0.0000
					<b>4.030</b>	<b>4.030</b>	<b>36.65</b>	<b>36.65</b>	<b>0.00</b>	<b>5.26</b>	<b>1.0000</b>	<b>2</b>	<b>0.01</b>	<b>0.0000</b>
			<b>POOL Pool Summary</b>		<b>4.030</b>	<b>4.030</b>	<b>216.12</b>	<b>216.12</b>	<b>0.00</b>	<b>437.01</b>	<b>1.0000</b>	<b>2</b>	<b>0.01</b>	<b>0.0000</b>
<b>St Lucie Contingency</b>														
052404QH6	126702	MUNI: Austin College	12/19/2023	02/01/2027	1.361	4.476	500,000.00	471,085.25	44,855.00	3,402.50	0.9103	730	1.96	0.0496
6944PL2B4	125378	CORP: PACIFIC LIFE	02/19/2021	06/24/2025	1.200	0.849	500,000.00	494,585.62	(7,450.00)	650.00	1.0149	143	0.39	0.0034
75951AAP3	126415	CORP: Reliance Stand	04/28/2023	05/07/2025	2.750	5.090	500,000.00	501,198.87	22,248.88	3,208.33	0.9555	95	0.26	0.0020
91282CJE2	127029	US Treasury	10/31/2024	10/31/2025	5.000	4.308	500,000.00	508,917.44	(3,417.97)	6,319.44	1.0068	272	0.73	0.0096
VP4560000	124587	Principal	11/04/2019	02/03/2025	4.260	4.260	560,920.77	560,920.77	0.00	2,129.11	1.0000	2	0.01	0.0000
					<b>2.946</b>	<b>3.808</b>	<b>2,560,920.77</b>	<b>2,536,707.95</b>	<b>56,235.91</b>	<b>15,709.38</b>	<b>0.9780</b>	<b>243</b>	<b>0.65</b>	<b>0.0126</b>
<b>St Lucie Debt Service 2013A</b>														
912797NS2	127096	US Treasury	01/29/2025	03/25/2025	0.000	4.323	520,000.00	516,788.73	3,365.66	0.00	0.9935	52	0.14	0.0009
X9X9USDAC	123469	MORGAN STANLEY LIQ	03/05/2019	02/03/2025	4.060	4.060	6,861.46	6,861.46	0.00	1,328.15	1.0000	2	0.01	0.0000
					<b>0.053</b>	<b>4.320</b>	<b>526,861.46</b>	<b>523,650.19</b>	<b>3,365.66</b>	<b>1,328.15</b>	<b>0.9936</b>	<b>51</b>	<b>0.14</b>	<b>0.0009</b>
<b>ST LUCIE DEBT SERVICE 2021A</b>														
912797NS2	127099	US Treasury	01/29/2025	03/25/2025	0.000	4.323	660,000.00	655,924.16	4,271.80	0.00	0.9935	52	0.14	0.0009
X9X9USDAC	125669	MORGAN STANLEY LIQ	10/20/2021	02/03/2025	4.060	4.060	11,806.94	11,806.94	0.00	1,694.73	1.0000	2	0.01	0.0000
					<b>0.071</b>	<b>4.319</b>	<b>671,806.94</b>	<b>667,731.10</b>	<b>4,271.80</b>	<b>1,694.73</b>	<b>0.9936</b>	<b>51</b>	<b>0.14</b>	<b>0.0009</b>
<b>ST LUCIE DEBT SERVICE 2021B</b>														
912797NS2	127105	US Treasury	01/29/2025	03/25/2025	0.000	4.323	570,000.00	566,479.96	3,689.29	0.00	0.9935	52	0.14	0.0009
X9X9USDAC	126049	MORGAN STANLEY LIQ	07/27/2022	02/03/2025	4.060	4.060	7,793.80	7,793.80	0.00	1,456.52	1.0000	2	0.01	0.0000
					<b>0.055</b>	<b>4.320</b>	<b>577,793.80</b>	<b>574,273.76</b>	<b>3,689.29</b>	<b>1,456.52</b>	<b>0.9936</b>	<b>51</b>	<b>0.14</b>	<b>0.0009</b>

# Investment Report

February 1, 2025

<u>CUSIP</u>	<u>ContNo</u>	<u>Issuer</u>	<u>Purchase Date</u>	<u>Maturity Date</u>	<u>Coupon</u>	<u>Yield to Maturity</u>	<u>Current Par</u>	<u>Market Value</u>	<u>(Premium)/ Discount</u>	<u>Accrued Interest</u>	<u>Original Cost</u>	<u>Days To Maturity</u>	<u>Duration</u>	<u>Convexity</u>	
<b>St Lucie Decommissioning</b>															
06051GFX2	126371	CORP: BANK OF AMER	04/18/2023	04/19/2026	3.500	4.685	5,000,000.00	5,010,746.48	164,200.00	49,583.33	0.9672	442	1.19	0.0211	
06418GAK3	126980	Bank of Nova Scotia	08/28/2024	08/01/2029	5.450	4.462	5,000,000.00	5,425,958.09	(216,050.00)	136,250.00	1.0432	1,642	3.96	0.1855	
06741FRG4	126997	CP: Barclays	10/16/2024	04/16/2025	0.000	4.732	10,000,000.00	9,935,297.51	230,533.33	0.00	0.9769	74	0.20	0.0014	
10921U2L1	126970	CORP: BRIGHTHOUSE	08/16/2024	06/10/2029	5.650	5.090	6,365,000.00	6,822,302.07	(150,023.05)	50,946.52	1.0236	1,590	3.91	0.1794	
10921U2L1	126971	CORP: BRIGHTHOUSE	08/16/2024	06/10/2029	5.650	5.070	3,635,000.00	3,896,161.50	(88,803.05)	29,095.15	1.0244	1,590	3.91	0.1794	
17325FBK3	126998	Corp: Citibank	10/18/2024	08/06/2029	4.838	4.472	10,000,000.00	10,566,599.87	(156,000.00)	235,180.56	1.0156	1,647	4.02	0.1901	
25160PAM9	126903	Deutsche Bank	06/20/2024	09/09/2027	5.371	5.135	5,000,000.00	5,260,450.15	(34,250.00)	105,928.06	1.0069	950	2.42	0.0748	
254845GR5	126423	MUNI: DC WATER	05/08/2023	10/01/2028	5.422	4.426	3,625,000.00	3,704,472.08	(171,498.75)	65,515.83	1.0473	1,338	3.33	0.1323	
29449WAE7	126369	CORP: EQH	04/17/2023	01/09/2026	1.000	4.771	5,000,000.00	4,857,647.84	477,050.00	3,055.56	0.9046	342	0.93	0.0135	
3130AWTR1	126576	FHLB	08/25/2023	09/08/2028	4.375	4.484	3,500,000.00	3,570,327.15	16,975.00	60,824.65	0.9952	1,315	3.31	0.1316	
3133EPGT6	126394	FFCB	04/26/2023	04/26/2027	3.875	4.032	5,000,000.00	5,012,453.47	28,700.00	51,128.47	0.9943	814	2.14	0.0587	
3134GYNV0	126368	FHLMC - Callable	04/17/2023	04/17/2025	4.720	4.720	10,000,000.00	10,138,605.56	0.00	136,355.56	1.0000	75	0.21	0.0014	
3134H12H5	126904	FHLMC - Callable	06/20/2024	06/17/2027	5.150	5.150	10,000,000.00	10,089,344.44	0.00	62,944.44	1.0000	866	2.25	0.0644	
48133U5U2	126393	CORP: JP MORGAN	04/24/2023	04/24/2026	5.125	5.125	5,000,000.00	5,126,768.32	0.00	69,045.14	1.0000	447	1.19	0.0214	
576000KW2	126424	MUNI: Mass School Bd	05/08/2023	06/15/2027	5.468	4.114	4,305,000.00	4,582,122.98	(217,789.95)	30,078.56	1.0506	864	2.24	0.0645	
58989V2D5	126382	CORP: METLIFE	04/20/2023	09/14/2026	1.250	4.830	7,185,000.00	6,896,665.29	797,780.51	34,178.65	0.8890	590	1.60	0.0343	
780082AD5	126370	CORP: ROYAL BK CA	04/17/2023	01/27/2026	4.650	4.900	5,000,000.00	5,025,533.42	32,450.00	2,583.33	0.9935	360	0.97	0.0148	
912797MU8	127010	US Treasury	10/29/2024	03/27/2025	0.000	4.512	549,000.00	545,480.08	9,929.73	0.00	0.9819	54	0.15	0.0009	
912828J27	126785	US Treasury	02/21/2024	02/15/2025	2.000	4.991	5,000,000.00	5,048,840.65	141,796.87	46,195.65	0.9716	14	0.05	0.0003	
US14913UA:	127069	CORP: CAT	12/20/2024	11/15/2027	4.600	4.598	5,000,000.00	5,113,693.22	0.00	48,555.56	1.0000	1,017	2.62	0.0855	
X9X9USDAC	123464	MORGAN STANLEY LIQ	03/06/2019	02/03/2025	4.060	4.060	3,410,189.71	3,410,189.71	0.00	11,949.16	1.0000	2	0.01	0.0000	
						<b>3.936</b>	<b>4.725</b>	<b>117,574,189.71</b>	<b>120,039,659.88</b>	<b>865,000.64</b>	<b>1,229,394.18</b>	<b>0.9926</b>	<b>766</b>	<b>1.94</b>	<b>0.0698</b>

# Investment Report

February 1, 2025

<u>CUSIP</u>	<u>ContNo</u>	<u>Issuer</u>	<u>Purchase Date</u>	<u>Maturity Date</u>	<u>Coupon</u>	<u>Yield to Maturity</u>	<u>Current Par</u>	<u>Market Value</u>	<u>(Premium)/Discount</u>	<u>Accrued Interest</u>	<u>Original Cost</u>	<u>Days To Maturity</u>	<u>Duration</u>	<u>Convexity</u>
<b>St Lucie General Reserve</b>														
02665WDL2	126972	CORP: HONDA	07/10/2024	07/08/2025	1.200	5.290	500,000.00	493,735.94	19,560.00	383.33	0.9609	157	0.43	0.0039
04685A4A6	126976	CORP: ATHENE	08/28/2024	08/27/2026	4.860	4.700	1,000,000.00	1,031,591.73	(3,014.00)	20,790.00	1.0030	572	1.50	0.0322
06375MCK9	126625	CORP: BMO	10/18/2023	10/18/2028	6.250	6.250	1,000,000.00	1,092,518.40	0.00	17,881.94	1.0000	1,355	3.33	0.1341
06406FAC7	122918	CORP: Bank of NY	12/21/2018	05/04/2026	2.800	3.670	2,000,000.00	1,980,809.85	111,512.24	13,533.33	0.9442	457	1.23	0.0222
06745QR434	126969	Corp: Barclays	05/20/2024	05/20/2027	5.500	5.500	2,000,000.00	2,081,920.70	0.00	21,694.44	1.0000	838	2.17	0.0609
185630B33	127025	MUNI: CLEMSON UNIV	10/31/2024	05/01/2025	1.000	4.534	1,500,000.00	1,405,710.00	26,100.00	3,750.00	0.9826	89	0.24	0.0016
3130AUZC1	126416	FHLB	04/27/2023	03/14/2025	4.625	4.023	2,000,000.00	2,036,693.48	(14,600.01)	35,773.48	1.0073	41	0.11	0.0007
3130AWTR1	126600	FHLB	08/25/2023	09/08/2028	4.375	4.484	500,000.00	510,046.74	2,425.00	8,689.24	0.9952	1,315	3.31	0.1316
3130B0CP2	126794	FHLB	03/08/2024	09/04/2025	4.800	4.734	2,000,000.00	2,043,210.00	(1,860.00)	39,200.00	1.0009	215	0.58	0.0068
3133EPNB7	126499	FFCB	06/30/2023	06/20/2025	4.625	4.980	500,000.00	503,193.68	3,305.00	2,633.68	0.9934	139	0.38	0.0033
3133ERKM2	126965	FFCB	07/30/2024	07/08/2027	4.500	4.257	3,000,000.00	3,024,015.00	(19,856.25)	8,625.00	1.0066	887	2.32	0.0679
3133ERRA1	126975	FFCB - Callable	08/28/2024	08/27/2027	4.580	4.580	1,500,000.00	1,526,470.83	0.00	29,388.33	1.0000	937	2.40	0.0733
3133ERUK5	126988	FFCB - Callable	09/23/2024	09/23/2026	4.020	4.020	2,000,000.00	2,017,716.67	0.00	28,586.67	1.0000	599	1.58	0.0347
31422XB50	125995	FAMCA	07/28/2022	07/28/2025	3.630	3.666	1,500,000.00	1,495,889.78	1,500.00	453.75	0.9990	177	0.48	0.0047
574193BD9	127055	MUNI: MDS MARYLAND	12/20/2024	08/01/2026	4.150	4.417	1,500,000.00	1,498,736.25	6,225.00	31,125.00	0.9959	546	1.44	0.0299
606822AU8	124983	CORP: Mitsubishi UFG	03/10/2020	03/02/2025	3.777	1.625	1,000,000.00	1,015,267.62	(102,520.00)	15,632.58	1.1025	29	0.08	0.0005
641062BK9	126798	CORP: NESNVX	03/11/2024	03/13/2026	5.250	4.798	2,000,000.00	2,064,011.82	(17,080.00)	40,250.00	1.0085	405	1.07	0.0183
64952WEY5	126662	CORP: NYLIFE	11/14/2023	01/09/2028	4.850	5.506	2,000,000.00	2,047,210.00	48,260.00	5,927.78	0.9759	1,072	2.77	0.0939
64966SHR0	127040	MUNI: NYC	11/06/2024	10/01/2029	4.380	4.396	2,000,000.00	2,002,258.00	1,400.00	25,550.00	0.9993	1,703	4.22	0.2054
74368CBQ6	126435	CORP: PROTECTIVELIFE	05/17/2023	01/06/2026	5.366	4.590	2,000,000.00	2,028,533.67	(37,980.00)	7,452.78	1.0190	339	0.92	0.0135
89236TKX2	126964	CORP: Toyota Motor	07/30/2024	08/14/2026	5.000	4.699	3,000,000.00	3,107,365.34	(17,310.00)	69,583.33	1.0058	559	1.46	0.0310
91282CEQ0	125988	US Treasury	07/21/2022	05/15/2025	2.750	3.240	1,500,000.00	1,502,503.37	19,687.50	8,888.12	0.9869	103	0.28	0.0022
91282CFW6	126443	US Treasury	05/23/2023	11/15/2025	4.500	4.107	2,500,000.00	2,527,857.50	(22,849.83)	23,750.00	1.0091	287	0.78	0.0105
91282CJE2	127026	US Treasury	10/31/2024	10/31/2025	5.000	4.320	1,500,000.00	1,526,752.33	(10,078.13)	18,958.33	1.0067	272	0.73	0.0096
VP4560000	124588	Principal	11/04/2019	02/03/2025	4.260	4.260	2,740,037.63	2,740,037.63	0.00	2,644.29	1.0000	2	0.01	0.0000
					<b>4.358</b>	<b>4.407</b>	<b>42,740,037.63</b>	<b>43,304,056.33</b>	<b>(7,173.48)</b>	<b>481,145.40</b>	<b>1.0002</b>	<b>523</b>	<b>1.36</b>	<b>0.0387</b>
<b>ST LUCIE NUCLEAR FUEL STABILIZATION</b>														
3133EPNB7	126500	FFCB	06/30/2023	06/20/2025	4.625	4.980	1,250,000.00	1,257,984.20	8,262.50	6,584.20	0.9934	139	0.38	0.0033
63873JTL4	127060	CP: NATIXIS NY	12/20/2024	06/20/2025	0.000	4.589	1,000,000.00	987,915.11	22,370.83	0.00	0.9776	139	0.38	0.0032
912797MU8	127072	US Treasury	12/27/2024	03/27/2025	0.000	4.304	1,263,000.00	1,254,902.26	13,261.50	0.00	0.9895	54	0.15	0.0009
91282CJE2	127024	US Treasury	10/31/2024	10/31/2025	5.000	4.308	1,000,000.00	1,017,834.89	(6,835.94)	12,638.89	1.0068	272	0.73	0.0096
VP4560000	124589	Principal	11/04/2019	02/03/2025	4.260	4.260	1,124,417.50	1,124,417.50	0.00	10,437.14	1.0000	2	0.01	0.0000
					<b>2.762</b>	<b>4.496</b>	<b>5,637,417.50</b>	<b>5,643,053.96</b>	<b>37,058.89</b>	<b>29,660.23</b>	<b>0.9934</b>	<b>116</b>	<b>0.32</b>	<b>0.0032</b>

# Investment Report

February 1, 2025

<u>CUSIP</u>	<u>ContNo</u>	<u>Issuer</u>	<u>Purchase Date</u>	<u>Maturity Date</u>	<u>Coupon</u>	<u>Yield to Maturity</u>	<u>Current Par</u>	<u>Market Value</u>	<u>(Premium)/Discount</u>	<u>Accrued Interest</u>	<u>Original Cost</u>	<u>Days To Maturity</u>	<u>Duration</u>	<u>Convexity</u>
<b>St Lucie O&amp;M</b>														
3133ERKE0	126929	FFCB	07/08/2024	07/08/2025	5.125	5.105	1,000,000.00	1,006,504.31	(189.00)	3,274.31	1.0002	157	0.43	0.0039
63307LSU6	126901	CP: NATL BANK OF CAN	06/07/2024	05/28/2025	0.000	5.430	750,000.00	746,221.58	38,088.54	0.00	0.9492	116	0.32	0.0026
63873JTL4	127064	CP: NATIXIS NY	12/20/2024	06/20/2025	0.000	4.589	2,000,000.00	1,975,830.21	44,741.66	0.00	0.9776	139	0.38	0.0032
6944PL2B4	126740	CORP: PACIFIC LIFE	01/09/2024	06/24/2025	1.200	4.940	1,000,000.00	989,105.70	51,950.00	1,285.71	0.9481	143	0.39	0.0034
83368YNR4	126924	CP: Societe Generale	07/03/2024	03/21/2025	0.000	5.493	1,000,000.00	995,793.52	37,795.86	0.00	0.9622	48	0.13	0.0008
89236TGT6	126289	CORP: Toyota Motor	02/07/2023	02/13/2025	1.800	4.620	1,000,000.00	1,007,565.56	53,715.00	8,400.00	0.9463	12	0.03	0.0002
912797MH7	126986	US Treasury	09/17/2024	09/04/2025	0.000	3.991	1,000,000.00	975,194.77	37,057.78	0.00	0.9629	215	0.59	0.0061
N/A	125280	ST LUCIE SBA	11/05/2020	02/03/2025	4.540	4.540	2,547,489.64	2,547,489.64	0.00	14,800.46	1.0000	2	0.01	0.0000
VP4560000	124612	Principal	11/21/2019	02/03/2025	4.260	4.260	502,528.33	502,528.33	0.00	5,497.61	1.0000	2	0.01	0.0000
					<b>2.021</b>	<b>4.732</b>	<b>10,800,017.97</b>	<b>10,746,233.62</b>	<b>263,159.84</b>	<b>33,258.09</b>	<b>0.9756</b>	<b>88</b>	<b>0.24</b>	<b>0.0021</b>
<b>St Lucie R&amp;R</b>														
3130B0LP2	126833	FHLB - Callable	04/17/2024	09/17/2025	5.000	5.221	945,000.00	963,641.18	2,835.00	17,587.50	0.9970	228	0.61	0.0074
3133EP2C8	126771	FFCB	02/08/2024	02/28/2025	4.750	4.772	500,000.00	510,191.25	100.00	10,093.75	0.9998	27	0.07	0.0004
3133ERBS9	126827	FFCB	04/17/2024	04/17/2025	5.125	5.194	500,000.00	508,072.78	330.00	7,402.78	0.9993	75	0.21	0.0014
3133ERFT3	126977	FFCB	08/28/2024	08/28/2026	4.875	3.942	500,000.00	514,936.88	(8,885.00)	10,359.38	1.0178	573	1.50	0.0321
3133ERMK4	126963	FFCB	07/30/2024	01/26/2026	4.625	4.612	1,000,000.00	1,003,362.36	(180.00)	642.36	1.0002	359	0.97	0.0147
3133ERMW8	126956	FFCB	07/30/2024	07/29/2025	4.750	4.809	1,000,000.00	1,002,063.89	570.00	263.89	0.9994	178	0.49	0.0047
392023RY5	127030	MUNI: GTJSCD	10/31/2024	08/01/2025	1.394	4.484	1,000,000.00	985,470.50	22,680.00	6,970.00	0.9773	181	0.49	0.0052
59217GEW5	126872	CORP: METLIFE	05/09/2024	03/21/2025	2.800	5.357	500,000.00	504,123.04	10,705.00	5,055.56	0.9786	48	0.13	0.0008
91282CHH7	126966	US Treasury	07/30/2024	06/15/2026	4.125	4.414	1,000,000.00	1,004,265.56	5,200.00	5,439.56	0.9948	499	1.34	0.0255
91282CJK8	127070	US Treasury	12/20/2024	11/15/2026	4.625	4.312	500,000.00	508,457.42	(2,800.08)	5,010.42	0.0431	652	1.72	0.0401
91282CJS1	127050	US Treasury	12/05/2024	12/31/2025	4.250	4.259	1,500,000.00	1,505,704.54	175.78	5,635.36	0.9999	333	0.90	0.0131
91282CKB6	127027	US Treasury	10/31/2024	02/28/2026	4.625	4.220	1,000,000.00	1,023,360.20	(5,064.06)	19,513.70	1.0051	392	1.05	0.0174
VP4560000	124590	Principal	11/04/2019	02/03/2025	4.260	4.260	927,098.50	927,098.50	0.00	2,417.10	1.0000	2	0.01	0.0000
					<b>4.199</b>	<b>4.562</b>	<b>10,872,098.50</b>	<b>10,960,748.10</b>	<b>25,666.64</b>	<b>96,391.36</b>	<b>0.9534</b>	<b>277</b>	<b>0.74</b>	<b>0.0121</b>
<b>STL Pool Summary</b>					<b>3.854</b>	<b>4.623</b>	<b>191,961,144.28</b>	<b>194,996,114.89</b>	<b>1,251,275.19</b>	<b>1,890,038.04</b>	<b>0.9910</b>	<b>614</b>	<b>1.56</b>	<b>0.0525</b>
<b>Stanton Contingency</b>														
07330MAB3	127032	CORP: Truist	10/31/2024	09/16/2025	3.625	4.667	900,000.00	908,511.39	8,010.00	12,234.38	0.9911	227	0.61	0.0074
VP4560000	124591	Principal	11/04/2019	02/03/2025	4.260	4.260	288,688.12	288,688.12	0.00	1,095.77	1.0000	2	0.01	0.0000
					<b>3.779</b>	<b>4.568</b>	<b>1,188,688.12</b>	<b>1,197,199.51</b>	<b>8,010.00</b>	<b>13,330.15</b>	<b>0.9933</b>	<b>172</b>	<b>0.47</b>	<b>0.0056</b>

# Investment Report

February 1, 2025

<u>CUSIP</u>	<u>ContNo</u>	<u>Issuer</u>	<u>Purchase Date</u>	<u>Maturity Date</u>	<u>Coupon</u>	<u>Yield to Maturity</u>	<u>Current Par</u>	<u>Market Value</u>	<u>(Premium)/ Discount</u>	<u>Accrued Interest</u>	<u>Original Cost</u>	<u>Days To Maturity</u>	<u>Duration</u>	<u>Convexity</u>
<b>Stanton General Reserve</b>														
07330MAB3	127031	CORP: Truist	10/31/2024	09/16/2025	3.625	4.667	500,000.00	504,728.55	4,450.00	6,796.88	0.9911	227	0.61	0.0074
3130B2FY6	126974	FHLB	08/28/2024	08/21/2025	4.500	4.404	1,000,000.00	1,019,525.00	(900.00)	20,000.00	1.0009	201	0.54	0.0062
45685QPA1	126870	CP: ING Funding	05/08/2024	02/10/2025	0.000	5.575	500,000.00	499,605.37	20,314.06	0.00	0.9594	9	0.02	0.0001
62455FTG1	126996	CP: Mountcliff Fund	10/16/2024	06/16/2025	0.000	4.641	1,000,000.00	988,258.79	29,970.00	0.00	0.9700	135	0.37	0.0031
63873JTL4	127059	CP: NATIXIS NY	12/20/2024	06/20/2025	0.000	4.589	1,500,000.00	1,481,872.66	33,556.24	0.00	0.9776	139	0.38	0.0032
89114QCH9	126930	CORP: TD BANK	07/10/2024	06/12/2025	1.150	5.420	2,000,000.00	1,980,525.62	75,840.00	3,130.56	0.9621	131	0.36	0.0030
912797PA9	127068	US Treasury	12/24/2024	04/22/2025	0.000	4.318	2,000,000.00	1,981,061.40	27,766.67	0.00	0.9861	80	0.22	0.0015
91282CJB81	126936	US Treasury	07/10/2024	09/30/2025	5.000	4.927	2,000,000.00	2,043,665.68	(1,562.50)	34,065.93	1.0008	241	0.65	0.0080
VP4560000	124592	Principal	11/04/2019	02/03/2025	4.260	4.260	826,340.98	826,340.98	0.00	3,135.86	1.0000	2	0.01	0.0000
					<b>1.954</b>	<b>4.759</b>	<b>11,326,340.98</b>	<b>11,325,584.05</b>	<b>189,434.47</b>	<b>67,129.23</b>	<b>0.9833</b>	<b>138</b>	<b>0.38</b>	<b>0.0038</b>
<b>Stanton O&amp;M</b>														
N/A	125281	STANTON SBA	11/05/2020	02/03/2025	4.540	4.540	5,824,269.85	5,824,269.85	0.00	17,475.83	1.0000	2	0.01	0.0000
VP4560000	124615	Principal	11/21/2019	02/03/2025	4.260	4.260	988,982.32	988,982.32	0.00	5,637.06	1.0000	2	0.01	0.0000
					<b>4.499</b>	<b>4.499</b>	<b>6,813,252.17</b>	<b>6,813,252.17</b>	<b>0.00</b>	<b>23,112.89</b>	<b>1.0000</b>	<b>2</b>	<b>0.01</b>	<b>0.0000</b>
<b>Stanton R&amp;R</b>														
24422EWB1	126822	CORP: JOHN DEERE	04/05/2024	03/07/2025	2.125	5.176	500,000.00	503,279.75	13,575.00	4,250.00	0.9729	34	0.09	0.0006
63307LRG8	126953	CP: NATL BANK OF CAN	07/30/2024	04/16/2025	0.000	5.161	500,000.00	496,764.88	17,730.55	0.00	0.9645	74	0.20	0.0014
83368YNR4	126926	CP: Societe Generale	07/03/2024	03/21/2025	0.000	5.493	500,000.00	497,896.76	18,897.93	0.00	0.9622	48	0.13	0.0008
94988J6B8	126959	CORP: WELLS FARGO	07/30/2024	08/01/2025	5.550	5.032	1,000,000.00	1,033,711.78	(5,000.00)	27,750.00	1.0050	181	0.48	0.0056
VP4560000	124596	Principal	11/04/2019	02/03/2025	4.260	4.260	2,906,158.45	2,906,158.45	0.00	11,827.98	1.0000	2	0.01	0.0000
					<b>3.513</b>	<b>4.685</b>	<b>5,406,158.45</b>	<b>5,437,811.62</b>	<b>45,203.48</b>	<b>43,827.98</b>	<b>0.9916</b>	<b>49</b>	<b>0.13</b>	<b>0.0013</b>
<b>STN Pool Summary</b>					<b>3.084</b>	<b>4.662</b>	<b>24,734,439.72</b>	<b>24,773,847.35</b>	<b>242,647.95</b>	<b>147,400.25</b>	<b>0.9902</b>	<b>83</b>	<b>0.22</b>	<b>0.0023</b>
<b>Stanton II Contingency</b>														
59217GEW5	126873	CORP: METLIFE	05/09/2024	03/21/2025	2.800	5.357	400,000.00	403,298.43	8,564.00	4,044.44	0.9786	48	0.13	0.0008
6174468C6	126932	CORP: MORGAN STANLEY	07/10/2024	07/23/2025	4.000	5.305	250,000.00	249,860.79	3,252.50	222.22	0.9870	172	0.47	0.0045
VP4560000	124593	Principal	11/04/2019	02/03/2025	4.260	4.260	537,137.89	537,137.89	0.00	2,025.18	1.0000	2	0.01	0.0000
					<b>3.713</b>	<b>4.850</b>	<b>1,187,137.89</b>	<b>1,190,297.11</b>	<b>11,816.50</b>	<b>6,291.84</b>	<b>0.9900</b>	<b>53</b>	<b>0.15</b>	<b>0.0012</b>
<b>STANTON II DEBT SERVICE 2017A</b>														
X9X9USDAC	123460	MORGAN STANLEY LIQ	03/12/2019	02/03/2025	4.060	4.060	294,335.81	294,335.81	0.00	844.27	1.0000	2	0.01	0.0000
					<b>4.060</b>	<b>4.060</b>	<b>294,335.81</b>	<b>294,335.81</b>	<b>0.00</b>	<b>844.27</b>	<b>1.0000</b>	<b>2</b>	<b>0.01</b>	<b>0.0000</b>

# Investment Report

February 1, 2025

<u>CUSIP</u>	<u>ContNo</u>	<u>Issuer</u>	<u>Purchase Date</u>	<u>Maturity Date</u>	<u>Coupon</u>	<u>Yield to Maturity</u>	<u>Current Par</u>	<u>Market Value</u>	<u>(Premium)/Discount</u>	<u>Accrued Interest</u>	<u>Original Cost</u>	<u>Days To Maturity</u>	<u>Duration</u>	<u>Convexity</u>
<b>STANTON II DEBT SERVICE 2017B</b>														
912797MU8	127008	US Treasury	10/29/2024	03/27/2025	0.000	4.512	488,000.00	484,871.18	8,826.43	0.00	0.9819	54	0.15	0.0009
912797MU8	127082	US Treasury	12/27/2024	03/27/2025	0.000	4.304	470,000.00	466,986.59	4,935.00	0.00	0.9895	54	0.15	0.0009
912797NS2	127041	US Treasury	11/26/2024	03/25/2025	0.000	4.509	471,000.00	468,091.33	6,823.19	0.00	0.9855	52	0.14	0.0009
912797NS2	127103	US Treasury	01/29/2025	03/25/2025	0.000	4.323	470,000.00	467,097.51	3,042.04	0.00	0.9935	52	0.14	0.0009
X9X9USDAL	123461	MORGAN STANLEY LIQ	03/12/2019	02/03/2025	4.060	4.060	9,764.58	9,764.58	0.00	146.35	1.0000	2	0.01	0.0000
					<b>0.021</b>	<b>4.411</b>	<b>1,908,764.58</b>	<b>1,896,811.19</b>	<b>23,626.66</b>	<b>146.35</b>	<b>0.9876</b>	<b>53</b>	<b>0.14</b>	<b>0.0009</b>
<b>STANTON II DEBT SERVICE 2022A</b>														
912797MU8	127009	US Treasury	10/29/2024	03/27/2025	0.000	4.512	544,000.00	540,512.14	9,839.30	0.00	0.9819	54	0.15	0.0009
912797MU8	127074	US Treasury	12/27/2024	03/27/2025	0.000	4.304	521,000.00	517,659.60	5,470.50	0.00	0.9895	54	0.15	0.0009
912797NS2	127042	US Treasury	11/26/2024	03/25/2025	0.000	4.509	523,000.00	519,770.21	7,576.49	0.00	0.9855	52	0.14	0.0009
912797NS2	127104	US Treasury	01/29/2025	03/25/2025	0.000	4.323	520,000.00	516,788.73	3,365.66	0.00	0.9935	52	0.14	0.0009
X9X9USDAL	126019	MORGAN STANLEY LIQ	07/27/2022	02/03/2025	4.060	4.060	7,872.54	7,872.54	0.00	148.20	1.0000	2	0.01	0.0000
					<b>0.015</b>	<b>4.412</b>	<b>2,115,872.54</b>	<b>2,102,603.22</b>	<b>26,251.95</b>	<b>148.20</b>	<b>0.9876</b>	<b>53</b>	<b>0.14</b>	<b>0.0009</b>
<b>STANTON II DEBT SERVICE POOLED LOAN 2020-1</b>														
N/A	125215	Goldman Sachs M-Mkt	09/28/2020	02/03/2025	4.030	4.030	1,049.23	1,049.23	0.00	3.77	1.0000	2	0.01	0.0000
					<b>4.030</b>	<b>4.030</b>	<b>1,049.23</b>	<b>1,049.23</b>	<b>0.00</b>	<b>3.77</b>	<b>1.0000</b>	<b>2</b>	<b>0.01</b>	<b>0.0000</b>
<b>Stanton II General Reserve</b>														
01626FS74	127038	CP: ALINGHI FUNDING	11/06/2024	05/07/2025	0.000	4.630	1,500,000.00	1,493,805.55	34,125.00	0.00	0.9773	95	0.26	0.0019
02665WEY3	127049	CORP: HONDA	12/05/2024	01/09/2026	4.950	4.421	3,000,000.00	3,029,728.03	(16,650.00)	9,075.00	1.0056	342	0.92	0.0137
24422EWB1	126816	CORP: JOHN DEERE	04/05/2024	03/07/2025	2.125	5.176	1,000,000.00	1,006,559.50	27,150.00	8,500.00	0.9729	34	0.09	0.0006
3130A5R35	126829	FHLB	04/17/2024	06/13/2025	2.875	5.172	1,400,000.00	1,397,876.67	35,681.73	5,366.67	0.9745	132	0.36	0.0030
3130ARHA2	126832	FHLB	04/17/2024	04/14/2025	4.000	5.229	1,350,000.00	1,364,659.50	15,835.50	16,050.00	0.9883	72	0.20	0.0013
3137EAEU9	127086	FHLMC DN	01/17/2025	07/21/2025	0.375	4.275	3,000,000.00	2,946,347.12	58,530.00	312.50	0.9805	170	0.47	0.0044
31422XEP3	127084	FAMCA	01/17/2025	11/03/2025	0.860	4.309	3,000,000.00	2,930,448.46	79,650.00	6,306.67	0.9735	275	0.75	0.0090
53948AP70	126876	CP: LLOYDS BANK	05/28/2024	02/07/2025	0.000	5.566	1,000,000.00	999,473.69	37,329.17	0.00	0.9627	6	0.02	0.0001
63873JTL4	127062	CP: NATIXIS NY	12/20/2024	06/20/2025	0.000	4.589	2,000,000.00	1,975,830.21	44,741.66	0.00	0.9776	139	0.38	0.0032
74153WCM9	125522	CORP: PRICOA GL FD	06/10/2021	09/01/2025	0.800	0.860	895,000.00	879,945.66	2,225.31	2,983.33	0.9975	212	0.58	0.0065
83368YNR4	126928	CP: Societe Generale	07/03/2024	03/21/2025	0.000	5.493	1,500,000.00	1,493,690.28	56,693.79	0.00	0.9622	48	0.13	0.0008
89236THP3	127039	CORP: Toyota Motor	11/06/2024	10/16/2025	0.800	4.409	2,000,000.00	1,956,839.21	66,060.00	4,666.67	0.9670	257	0.70	0.0086
90351DAB3	126923	UBS	07/03/2024	09/24/2025	4.125	5.625	2,000,000.00	2,026,966.85	35,170.00	29,104.17	0.9824	235	0.63	0.0078
9128284R8	126899	US Treasury	06/07/2024	05/31/2025	2.875	5.119	2,000,000.00	2,000,341.88	42,421.87	9,910.88	0.9788	119	0.33	0.0027
91282CJS1	127053	US Treasury	12/05/2024	12/31/2025	4.250	4.259	3,000,000.00	3,011,564.33	351.56	11,270.72	0.9999	333	0.90	0.0131
VP4560000	124594	Principal	11/04/2019	02/03/2025	4.260	4.260	1,293,201.83	1,293,201.83	0.00	7,444.15	1.0000	2	0.01	0.0000
					<b>2.160</b>	<b>4.602</b>	<b>29,938,201.83</b>	<b>29,807,278.77</b>	<b>519,315.59</b>	<b>110,990.76</b>	<b>0.9827</b>	<b>187</b>	<b>0.51</b>	<b>0.0061</b>



# Investment Report

February 1, 2025

<u>CUSIP</u>	<u>ContNo</u>	<u>Issuer</u>	<u>Purchase Date</u>	<u>Maturity Date</u>	<u>Coupon</u>	<u>Yield to Maturity</u>	<u>Current Par</u>	<u>Market Value</u>	<u>(Premium)/ Discount</u>	<u>Accrued Interest</u>	<u>Original Cost</u>	<u>Days To Maturity</u>	<u>Duration</u>	<u>Convexity</u>
<b>Stanton II O&amp;M</b>														
63873JTL4	127057	CP: NATIXIS NY	12/20/2024	06/20/2025	0.000	4.589	1,000,000.00	987,915.11	22,370.83	0.00	0.9776	139	0.38	0.0032
91282CGA3	127065	US Treasury	12/20/2024	12/15/2025	4.000	4.224	1,000,000.00	1,003,256.61	2,154.55	5,111.11	0.9978	317	0.86	0.0121
N/A	125282	STANTON II SBA	11/05/2020	02/03/2025	4.540	4.540	6,011,967.46	6,011,967.46	0.00	14,965.62	1.0000	2	0.01	0.0000
VP4560000	125385	Principal	12/31/2020	02/03/2025	4.260	4.260	672,818.00	672,818.00	0.00	4,638.95	1.0000	2	0.01	0.0000
					<b>3.933</b>	<b>4.488</b>	<b>8,684,785.46</b>	<b>8,675,957.18</b>	<b>24,525.38</b>	<b>24,715.68</b>	<b>0.9972</b>	<b>54</b>	<b>0.15</b>	<b>0.0018</b>
<b>Stanton II R&amp;R</b>														
02665WEY3	127052	CORP: HONDA	12/05/2024	01/09/2026	4.950	4.421	1,000,000.00	1,009,909.35	(5,550.00)	3,025.00	1.0056	342	0.92	0.0137
24422EWB1	126817	CORP: JOHN DEERE	04/05/2024	03/07/2025	2.125	5.176	390,000.00	392,558.20	10,588.50	3,315.00	0.9729	34	0.09	0.0006
3137EAEU9	127083	FHLMC DN	01/17/2025	07/21/2025	0.375	4.275	1,000,000.00	982,115.71	19,510.00	104.17	0.9805	170	0.47	0.0044
37828VS20	127037	CP: Glencove Fdg	11/06/2024	05/02/2025	0.000	4.617	1,000,000.00	992,140.14	22,075.83	0.00	0.9779	90	0.25	0.0018
45685QPA1	126869	CP: ING Funding	05/08/2024	02/10/2025	0.000	5.575	500,000.00	499,605.37	20,314.06	0.00	0.9594	9	0.02	0.0001
63307LRG8	126954	CP: NATL BANK OF CAN	07/30/2024	04/16/2025	0.000	5.161	1,000,000.00	993,529.75	35,461.11	0.00	0.9645	74	0.20	0.0014
808513AX3	126961	CORP: SCHWAB	07/30/2024	05/21/2025	3.850	5.191	1,000,000.00	1,006,168.37	10,540.00	7,486.11	0.9895	109	0.30	0.0024
83368YNR4	126925	CP: Societe Generale	07/03/2024	03/21/2025	0.000	5.493	500,000.00	497,896.76	18,897.93	0.00	0.9622	48	0.13	0.0008
VP4560000	124595	Principal	11/04/2019	02/03/2025	4.260	4.260	1,849,181.11	1,849,181.11	0.00	9,723.45	1.0000	2	0.01	0.0000
					<b>2.170</b>	<b>4.745</b>	<b>8,239,181.11</b>	<b>8,223,104.76</b>	<b>131,837.43</b>	<b>23,653.73</b>	<b>0.9840</b>	<b>101</b>	<b>0.27</b>	<b>0.0030</b>
<b>STANTON II REVENUE FUND 2020 POOLED LOAN</b>														
N/A	125409	Goldman Sachs M-Mkt	03/29/2021	02/03/2025	4.030	4.030	11.80	11.80	0.00	0.03	1.0000	2	0.01	0.0000
					<b>4.030</b>	<b>4.030</b>	<b>11.80</b>	<b>11.80</b>	<b>0.00</b>	<b>0.03</b>	<b>1.0000</b>	<b>2</b>	<b>0.01</b>	<b>0.0000</b>
<b>STANTON II SUBORDINATED DEBT FUND 2020</b>														
X9X9USDAC	125145	MORGAN STANLEY LIQ	07/27/2020	02/03/2025	4.060	4.060	192,124.54	192,124.54	0.00	550.37	1.0000	2	0.01	0.0000
					<b>4.060</b>	<b>4.060</b>	<b>192,124.54</b>	<b>192,124.54</b>	<b>0.00</b>	<b>550.37</b>	<b>1.0000</b>	<b>2</b>	<b>0.01</b>	<b>0.0000</b>
<b>STN2 Pool Summary</b>					<b>2.344</b>	<b>4.592</b>	<b>52,561,464.79</b>	<b>52,383,573.61</b>	<b>737,373.51</b>	<b>167,345.00</b>	<b>0.9860</b>	<b>136</b>	<b>0.37</b>	<b>0.0043</b>
<b>Tri City Contingency</b>														
24422EWS4	126819	CORP: JOHN DEERE	04/05/2024	03/03/2025	5.150	5.178	150,000.00	153,316.24	43.50	3,175.83	0.9997	30	0.08	0.0005
VP4560000	124597	Principal	11/04/2019	02/03/2025	4.260	4.260	193,451.21	193,451.21	0.00	734.29	1.0000	2	0.01	0.0000
					<b>4.649</b>	<b>4.661</b>	<b>343,451.21</b>	<b>346,767.45</b>	<b>43.50</b>	<b>3,910.12</b>	<b>0.9999</b>	<b>14</b>	<b>0.04</b>	<b>0.0002</b>
<b>Tri City General Reserve</b>														
07330MAB3	127036	CORP: Truist	10/31/2024	09/16/2025	3.625	4.667	250,000.00	252,364.27	2,225.00	3,398.44	0.9911	227	0.61	0.0074
3133ERMW€	126958	FFCB	07/30/2024	07/29/2025	4.750	4.809	400,000.00	400,825.56	228.00	105.56	0.9994	178	0.49	0.0047
63307LRG8	126952	CP: NATL BANK OF CAN	07/30/2024	04/16/2025	0.000	5.161	400,000.00	397,411.90	14,184.44	0.00	0.9645	74	0.20	0.0014
91282CGA3	127066	US Treasury	12/20/2024	12/15/2025	4.000	4.224	400,000.00	401,302.64	861.81	2,044.44	0.9978	317	0.86	0.0121
VP4560000	124598	Principal	11/04/2019	02/03/2025	4.260	4.260	187,106.32	187,106.32	0.00	597.40	1.0000	2	0.01	0.0000
					<b>3.178</b>	<b>4.668</b>	<b>1,637,106.32</b>	<b>1,639,010.69</b>	<b>17,499.25</b>	<b>6,145.84</b>	<b>0.9893</b>	<b>174</b>	<b>0.47</b>	<b>0.0056</b>

# Investment Report

February 1, 2025

<u>CUSIP</u>	<u>ContNo</u>	<u>Issuer</u>	<u>Purchase Date</u>	<u>Maturity Date</u>	<u>Coupon</u>	<u>Yield to Maturity</u>	<u>Current Par</u>	<u>Market Value</u>	<u>(Premium)/Discount</u>	<u>Accrued Interest</u>	<u>Original Cost</u>	<u>Days To Maturity</u>	<u>Duration</u>	<u>Convexity</u>
<b>Tri City O&amp;M</b>														
3133ERRC7	126982	FFCB	09/09/2024	08/27/2025	4.375	4.148	250,000.00	254,707.57	(530.00)	4,678.82	1.0021	207	0.56	0.0065
63873JTL4	127063	CP: NATIXIS NY	12/20/2024	06/20/2025	0.000	4.589	250,000.00	246,978.78	5,592.71	0.00	0.9776	139	0.38	0.0032
91282CGA3	127081	US Treasury	12/20/2024	12/15/2025	4.000	4.224	250,000.00	250,814.16	538.64	1,277.78	0.9978	317	0.86	0.0121
N/A	125283	TRI CITY SBA	11/05/2020	02/03/2025	4.540	4.540	1,452,095.02	1,452,095.02	0.00	4,130.15	1.0000	2	0.01	0.0000
VP4560000	124614	Principal	11/21/2019	02/03/2025	4.260	4.260	333,373.54	333,373.54	0.00	1,390.88	1.0000	2	0.01	0.0000
					<b>3.986</b>	<b>4.438</b>	<b>2,535,468.56</b>	<b>2,537,969.07</b>	<b>5,601.35</b>	<b>11,477.63</b>	<b>0.9978</b>	<b>67</b>	<b>0.18</b>	<b>0.0022</b>
<b>Tri City R&amp;R</b>														
07330MAB3	127033	CORP: Truist	10/31/2024	09/16/2025	3.625	4.667	250,000.00	252,364.27	2,225.00	3,398.44	0.9911	227	0.61	0.0074
24422EWS4	126818	CORP: JOHN DEERE	04/05/2024	03/03/2025	5.150	5.178	250,000.00	255,527.06	72.50	5,293.06	0.9997	30	0.08	0.0005
3130B2FY6	126973	FHLB	08/28/2024	08/21/2025	4.500	4.404	250,000.00	254,881.25	(225.00)	5,000.00	1.0009	201	0.54	0.0062
3133ERMW6	126957	FFCB	07/30/2024	07/29/2025	4.750	4.809	250,000.00	250,515.97	142.50	65.97	0.9994	178	0.49	0.0047
6174468C6	126934	CORP: MORGAN STANLEY	07/10/2024	07/23/2025	4.000	5.305	250,000.00	249,860.79	3,252.50	222.22	0.9870	172	0.47	0.0045
83368YNR4	126927	CP: Societe Generale	07/03/2024	03/21/2025	0.000	5.493	300,000.00	298,738.06	11,338.76	0.00	0.9622	48	0.13	0.0008
9128284R8	126898	US Treasury	06/07/2024	05/31/2025	2.875	5.119	250,000.00	250,042.74	5,302.73	1,238.86	0.9788	119	0.33	0.0027
91282CJS1	127054	US Treasury	12/05/2024	12/31/2025	4.250	4.259	250,000.00	250,963.69	29.30	939.23	0.9999	333	0.90	0.0131
VP4560000	124578	Principal	11/04/2019	02/03/2025	4.260	4.260	478,926.60	478,926.60	0.00	1,908.66	1.0000	2	0.01	0.0000
					<b>3.688</b>	<b>4.794</b>	<b>2,528,926.60</b>	<b>2,541,820.43</b>	<b>22,138.29</b>	<b>18,066.44</b>	<b>0.9912</b>	<b>131</b>	<b>0.36</b>	<b>0.0040</b>
<b>TRI Pool Summary</b>					<b>3.724</b>	<b>4.630</b>	<b>7,044,952.69</b>	<b>7,065,567.64</b>	<b>45,282.39</b>	<b>39,600.03</b>	<b>0.9936</b>	<b>112</b>	<b>0.30</b>	<b>0.0035</b>
<b>FMPA AS AGENT FOR UTILITIES COMMISSION NEW SMYRNA BEACH</b>														
N/A	125737	UCNSB SBA	12/20/2021	02/03/2025	4.540	4.540	5,659,447.59	5,659,447.59	0.00	10,037.71	1.0000	2	0.01	0.0000
VP4560000	125725	Principal	12/20/2021	02/03/2025	4.260	4.260	5,245,335.45	5,245,335.45	0.00	19,911.57	1.0000	2	0.01	0.0000
					<b>4.405</b>	<b>4.405</b>	<b>10,904,783.04</b>	<b>10,904,783.04</b>	<b>0.00</b>	<b>29,949.28</b>	<b>1.0000</b>	<b>2</b>	<b>0.01</b>	<b>0.0000</b>
<b>UCNS Pool Summary</b>					<b>4.405</b>	<b>4.405</b>	<b>10,904,783.04</b>	<b>10,904,783.04</b>	<b>0.00</b>	<b>29,949.28</b>	<b>1.0000</b>	<b>2</b>	<b>0.01</b>	<b>0.0000</b>
<b>Open Investments</b>					<b>3.269</b>	<b>4.212</b>	<b>545,864,894.78</b>	<b>548,404,291.32</b>	<b>606,784.22</b>	<b>3,455,439.22</b>	<b>0.9954</b>	<b>283</b>	<b>0.73</b>	<b>0.0210</b>