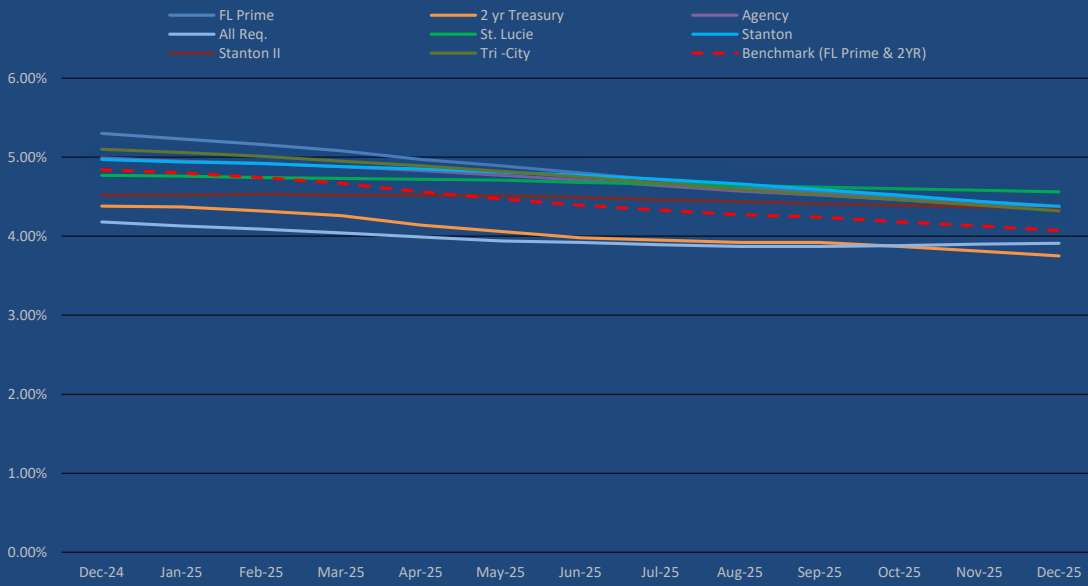
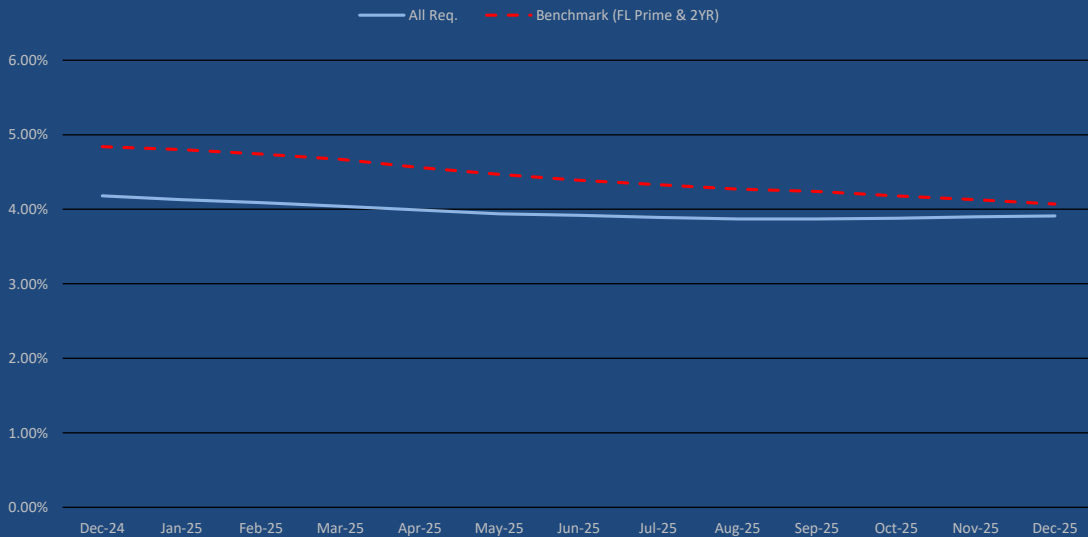


FMPA BOD Projects Rolling 12 Month Weighted Average Yield vs. Florida Prime and 2 YR Treasury (Dec 2024 - Dec 2025)



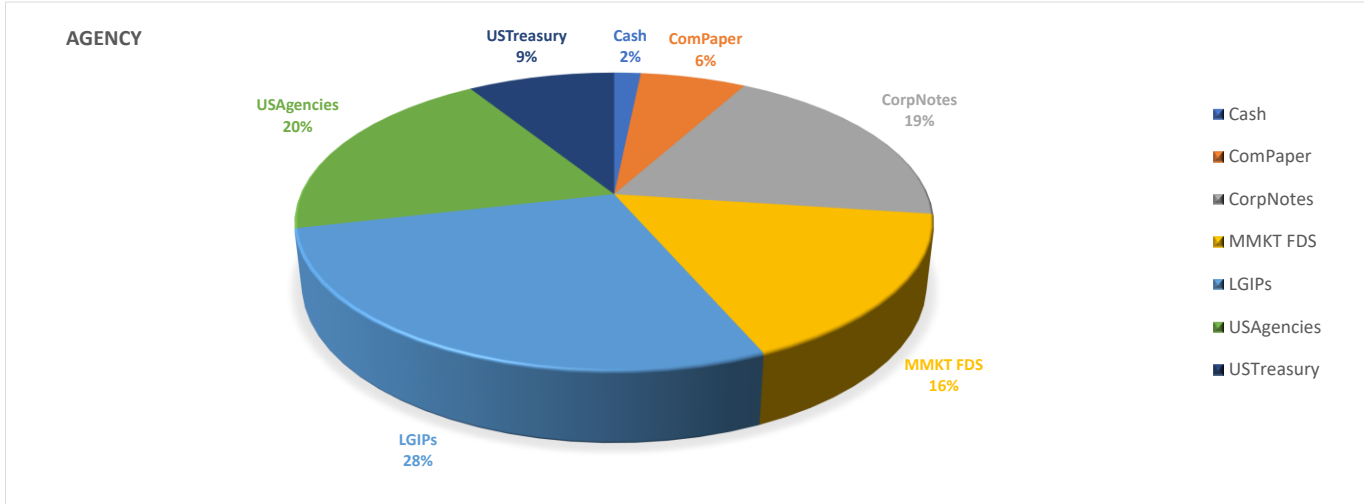
Rolling 12 month average	FL Prime	2 yr Treasury	Benchmark	Agency	All Req.	St. Lucie	Stanton	Stanton II	Tri-City
12/31/2024	5.30%	4.38%	4.84%	4.99%	4.18%	4.77%	4.97%	4.52%	5.10%
1/31/2025	5.23%	4.37%	4.80%	4.95%	4.13%	4.76%	4.94%	4.52%	5.06%
2/28/2025	5.16%	4.32%	4.74%	4.92%	4.09%	4.74%	4.92%	4.53%	5.01%
3/31/2025	5.08%	4.26%	4.67%	4.88%	4.04%	4.73%	4.88%	4.52%	4.95%
4/30/2025	4.97%	4.14%	4.56%	4.83%	3.99%	4.72%	4.85%	4.52%	4.89%
5/31/2025	4.89%	4.06%	4.47%	4.77%	3.94%	4.71%	4.81%	4.51%	4.82%
6/30/2025	4.80%	3.98%	4.39%	4.71%	3.92%	4.68%	4.77%	4.49%	4.75%
7/31/2025	4.71%	3.95%	4.33%	4.64%	3.89%	4.66%	4.72%	4.46%	4.67%
8/31/2025	4.62%	3.92%	4.27%	4.57%	3.87%	4.64%	4.66%	4.44%	4.59%
9/30/2025	4.56%	3.92%	4.24%	4.52%	3.87%	4.62%	4.59%	4.41%	4.53%
10/31/2025	4.49%	3.87%	4.18%	4.46%	3.88%	4.60%	4.52%	4.39%	4.46%
11/30/2025	4.44%	3.81%	4.13%	4.40%	3.90%	4.58%	4.44%	4.37%	4.39%
12/31/2025	4.38%	3.75%	4.07%	4.35%	3.91%	4.56%	4.37%	4.34%	4.32%

FMPA All-Requirements Rolling 12 Month Weighted Average Yield vs. Florida Prime and 2 Year Treasury (Dec 2024 - Dec 2025)

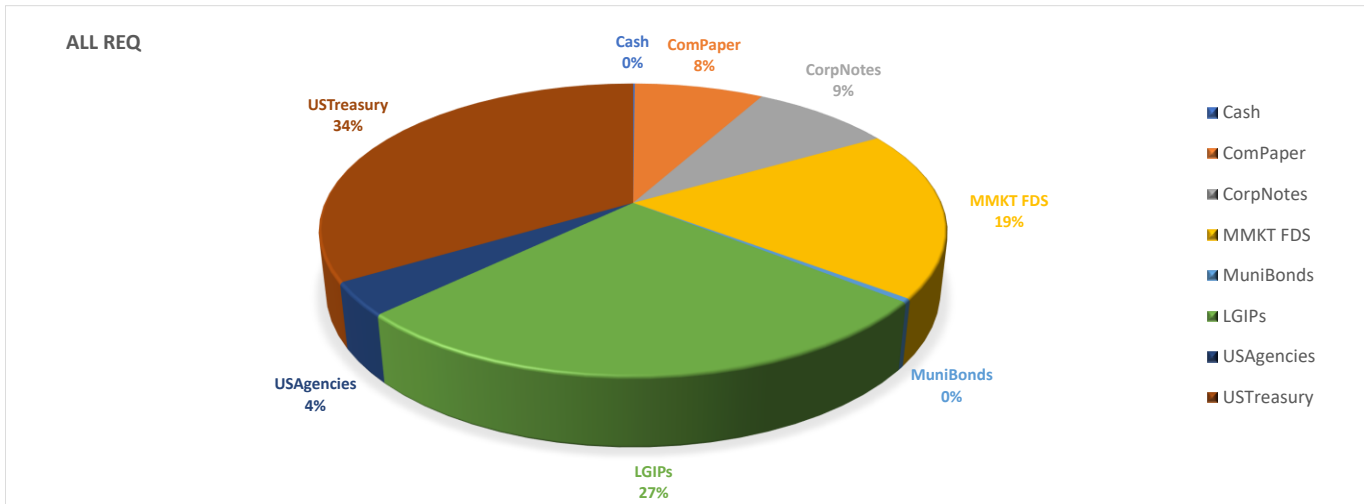


FMPA_MonthlyDiversification_December 2025

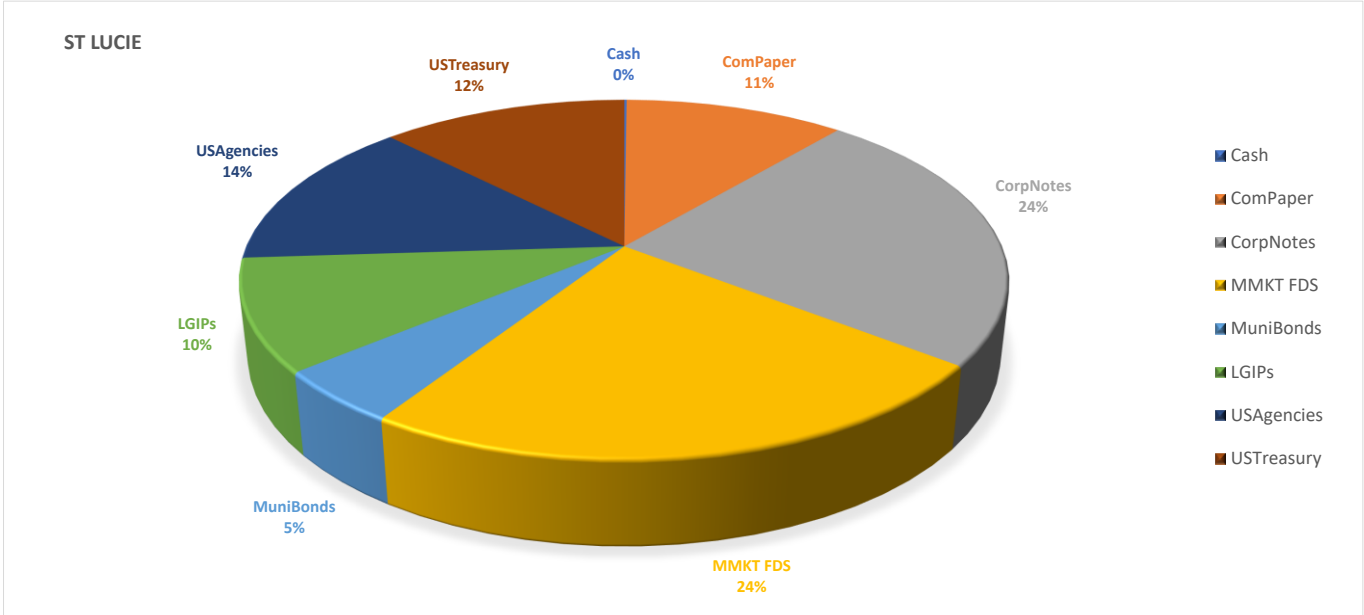
AGENCY		Cash	ComPaper	CorpNotes	MMKT FDS	LGIPs	USAgencies	USTreasury	Grand Total
AGN	250,000.00	-	-	-	-	-	-	-	250,000.00
AGN-DS23	-	-	-	-	26,533.32	-	-	371,699.02	398,232.34
AGN-O&M	-	998,257.11	2,971,624.18	2,078,045.96	4,331,486.58	3,069,693.05	1,013,299.00	14,462,405.88	
AGN-R&R	-	-	-	444,158.37	-	-	-	444,158.37	
AGN-REV23	-	-	-	6.47	-	-	-	6.47	
Totals	250,000.00	998,257.11	2,971,624.18	2,548,744.12	4,331,486.58	3,069,693.05	1,384,998.02	15,554,803.06	
% OF TOTAL	2%	6%	19%	16%	28%	20%	9%	100%	



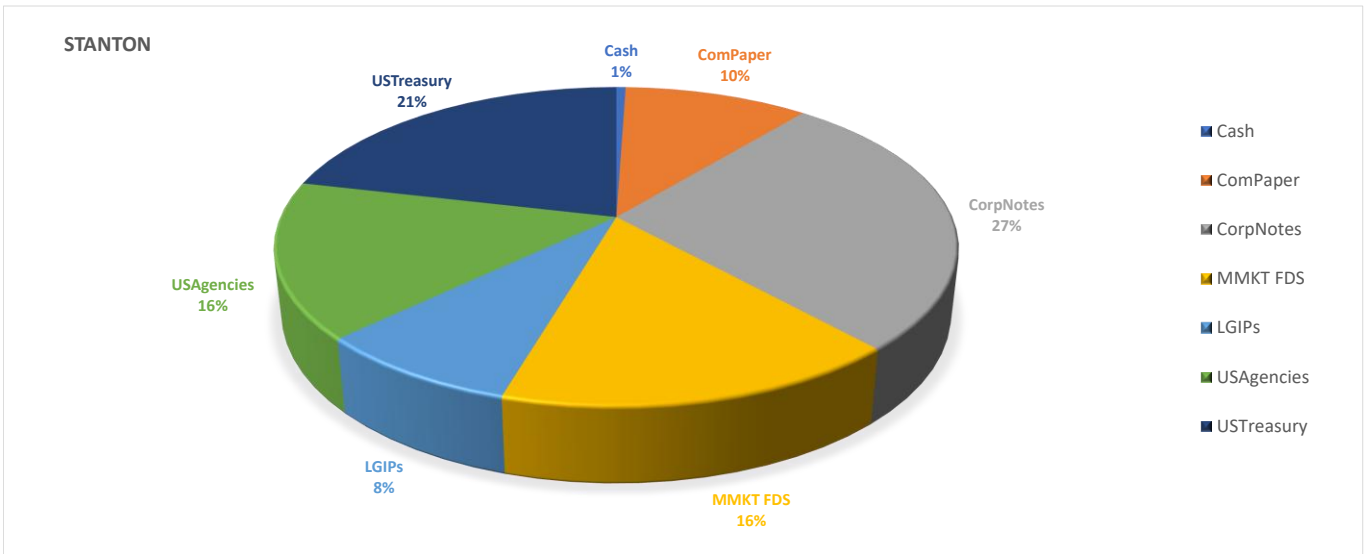
ALL REQ		Cash	ComPaper	CorpNotes	MMKT FDS	MuniBonds	LGIPs	USAgencies	USTreasury	Grand Total
ARP	250,000.00	-	-	-	-	-	-	-	-	250,000.00
ARP-2019A	-	-	-	-	27,159.59	-	-	-	3,172,039.44	3,199,199.03
ARP-21A DS	-	-	-	-	28,376.93	-	-	-	247,799.35	276,176.28
ARP-21B DS	-	-	-	-	308,802.61	-	-	-	25,225,973.67	25,534,776.28
ARP-21BSUB	-	7,990,155.96	-	-	2,235,757.35	-	13,838,584.40	-	18,066,900.85	42,131,398.56
ARP-25A DS	-	-	-	-	112,487.61	-	-	-	4,559,819.69	4,672,307.30
ARP-CON13A	-	-	-	-	0.43	-	-	-	-	0.43
ARP-CON25A	-	-	-	-	3,798,154.27	-	20,302,821.99	-	9,943,233.35	34,044,209.61
ARP-CONT	-	-	-	522,405.53	533,910.91	-	-	-	509,326.06	1,565,642.50
ARP-DS16A	-	-	-	-	121,222.23	-	-	-	7,384,919.27	7,506,141.50
ARP-DS17A	-	-	-	-	98,932.93	-	-	-	6,195,399.29	6,294,332.22
ARP-DS18A	-	-	-	-	35,308.68	-	-	-	495,619.48	530,928.16
ARP-GEN	-	-	4,625,888.62	-	3,616,302.82	981,776.23	-	-	2,030,522.44	11,254,490.11
ARP-O&M	-	4,939,148.66	6,067,583.82	28,521,701.12	-	-	33,738,673.52	3,044,991.67	-	76,312,098.79
ARP-R&R	-	6,980,390.98	10,366,115.38	7,287,825.24	-	-	-	6,024,284.16	6,121,589.09	36,780,204.85
ARP-SUBDBT	-	-	-	-	2.88	-	-	-	-	2.88
Totals	250,000.00	19,909,695.60	21,581,993.35	46,725,945.60	981,776.23	67,880,079.91	9,069,275.83	83,953,141.98	250,351,908.50	
% OF TOTAL	0%	8%	9%	19%	0%	27%	4%	34%	100%	



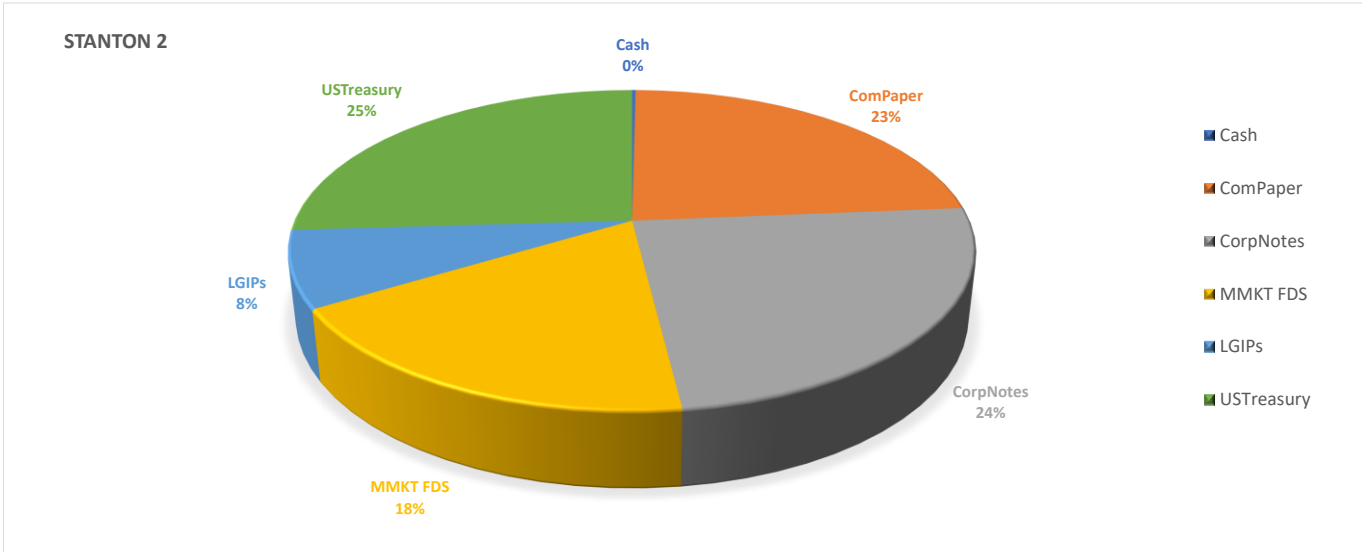
ST LUCIE									
	Cash	ComPaper	CorpNotes	MMKT FDS	MuniBonds	LGIPs	USAgencies	USTreasury	Grand Total
SL	100,000.00	-	-	-	-	-	-	-	100,000.00
STL NFS	-	1,997,538.99	-	1,969,811.69	-	-	-	-	3,967,350.68
STL-CONT	-	-	-	1,645,424.11	491,257.42	-	-	505,646.90	2,642,328.43
STL-DS13A	-	-	-	16,912.64	-	-	-	371,654.92	388,567.56
STL-DS21A	-	-	-	12,525.66	-	-	-	445,986.94	458,512.60
STL-DS21B	-	-	-	28,104.21	-	-	-	1,660,048.08	1,688,152.29
STL-GEN	-	5,996,306.21	18,351,438.99	8,217,226.78	3,583,978.25	-	7,602,681.32	1,516,978.82	45,268,610.37
STL-O&M	-	1,497,385.67	1,441,980.09	1,299,230.63	-	8,558,913.34	1,014,997.22	2,037,682.65	15,850,189.60
STL-R&R	-	-	961,320.05	6,942,698.35	-	-	3,005,817.36	4,014,255.96	14,924,091.72
Totals	100,000.00	9,491,230.87	20,754,739.13	20,131,934.07	4,075,235.67	8,558,913.34	11,623,495.90	10,552,254.27	85,287,803.25
% OF TOTAL	0%	11%	24%	24%	5%	10%	14%	12%	100%



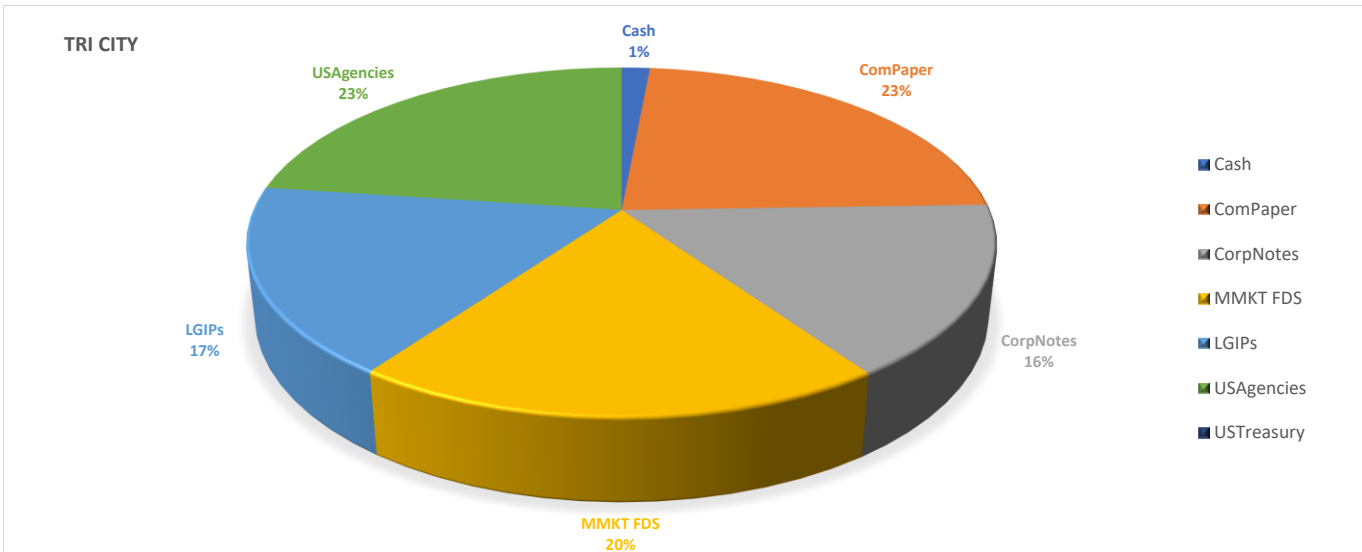
STANTON								
Row Labels	Cash	ComPaper	CorpNotes	MMKT FDS	LGIPs	USAgencies	USTreasury	Grand Total
STN	100,000.00	-	-	-	-	-	-	100,000.00
STN-CONT	-	-	518,551.43	726,028.70	-	-	-	1,244,580.13
STN-GEN	-	994,660.57	3,395,018.53	1,397,507.12	-	2,009,636.67	4,062,264.99	11,859,087.88
STN-O&M	-	-	-	581,024.55	1,585,782.63	-	-	2,166,807.18
STN-R&R	-	990,864.32	1,291,940.67	388,877.98	-	999,282.32	-	3,670,965.29
Totals	100,000.00	1,985,524.89	5,205,510.63	3,093,438.35	1,585,782.63	3,008,918.99	4,062,264.99	19,041,440.48
% OF TOTAL	1%	10%	27%	16%	8%	16%	21%	100%



STANTON 2								
Row Labels	Cash	ComPaper	CorpNotes	MMKT FDS	LGIPs	USAgencies	USTreasury	Grand Total
STN2	100,000.00	-	-	-	-	-	-	100,000.00
STN2-CONT	-	-	-	1,234,875.10	-	-	-	1,234,875.10
STN2-DS17A	-	-	-	18,485.36	-	-	198,174.59	216,659.95
STN2-DS17B	-	-	-	23,932.30	-	-	1,362,719.99	1,386,652.29
STN2-DS20	-	-	-	1,426.72	-	-	-	1,426.72
STN2-DS22A	-	-	-	27,890.26	-	-	1,536,200.32	1,564,090.58
STN2-GEN	-	9,927,285.80	11,343,489.57	6,237,104.94	-	-	4,958,986.36	32,466,866.67
STN2-O&M	-	-	-	494,074.66	3,921,665.64	-	2,982,970.01	7,398,710.31
STN2-R&R	-	1,979,364.04	1,023,888.36	1,209,556.88	-	1,004,362.50	1,992,595.20	7,209,766.98
STN2-REV20	-	-	-	17.46	-	-	-	17.46
STN2-SUBDT	-	-	-	19,566.26	-	-	123,899.67	143,465.93
Totals	100,000.00	11,906,649.84	12,367,377.93	9,266,929.94	3,921,665.64	1,004,362.50	13,155,546.14	51,722,531.99
% OF TOTAL	0%	23%	24%	18%	8%	2%	25%	100%



TRI CITY								
Row Labels	Cash	ComPaper	CorpNotes	MMKT FDS	LGIPs	USAgencies	USTreasury	Grand Total
TC	100,000.00	-	-	-	-	-	-	100,000.00
TRI-CONT	-	-	-	156,080.01	-	204,483.00	-	360,563.01
TRI-GEN	-	246,657.24	522,405.53	346,216.68	-	808,705.75	-	1,923,985.20
TRI-O&M	-	497,330.29	-	462,573.83	1,189,477.69	-	-	2,149,381.81
TRI-R&R	-	840,367.67	568,927.26	376,239.72	-	557,275.75	-	2,342,810.40
Grand Total	100,000.00	1,584,355.20	1,091,332.79	1,341,110.24	1,189,477.69	1,570,464.50	-	6,876,740.42
% OF TOTAL	1%	23%	16%	20%	17%	23%	0%	100%



Investment Report

January 1, 2026

<u>CUSIP</u>	<u>ContNo</u>	<u>Issuer</u>	<u>Purchase Date</u>	<u>Maturity Date</u>	<u>Coupon</u>	<u>Yield to Maturity</u>	<u>Current Par</u>	<u>Market Value</u>	<u>(Premium)/Discount</u>	<u>Accrued Interest</u>	<u>Original Cost</u>	<u>Days To Maturity</u>	<u>Duration</u>	<u>Convexity</u>
AGENCY RENEWAL & REPLACEMENT														
VP4560000	127237	Principal	06/25/2025	01/02/2026	3.720	3.720	444,158.37	444,158.37	0.00	1,216.12	1.0000	1	0.00	0.0000
					3.720	3.720	444,158.37	444,158.37	0.00	1,216.12	1.0000	1	0.00	0.0000
Agency O&M														
3130AWTR1	127349	FHLB	10/15/2025	09/08/2028	4.375	3.511	1,000,000.00	1,034,442.64	(23,570.00)	13,732.64	1.0236	981	2.53	0.0805
3133ERMK4	126962	FFCB	07/30/2024	01/26/2026	4.625	4.612	1,000,000.00	1,020,253.19	(180.00)	19,913.19	1.0002	25	0.07	0.0004
3133ETUC9	127312	FFCB - Callable	09/05/2025	08/21/2028	4.070	4.069	1,000,000.00	1,014,997.22	0.00	14,697.22	1.0000	963	2.49	0.0780
40139LBA0	127316	CORP: GUARDIAN	09/05/2025	11/19/2027	1.250	3.954	1,000,000.00	961,320.05	56,590.00	1,458.33	0.9434	687	1.86	0.0447
57629W6F2	127129	CORP: MASSMUTUAL	03/17/2025	04/10/2026	4.500	4.230	1,000,000.00	1,011,925.60	(2,750.00)	10,125.00	1.0028	99	0.27	0.0021
63873KBA4	127257	CP: NATIXIS NY	07/10/2025	02/10/2026	0.000	4.439	1,000,000.00	998,257.11	25,381.94	0.00	0.9746	40	0.11	0.0007
693475AT2	127350	CORP: PNC	10/15/2025	05/19/2027	3.150	3.872	1,000,000.00	998,378.53	11,080.00	3,675.00	0.9889	503	1.35	0.0260
91282CLH2	127133	US Treasury	03/17/2025	08/31/2026	3.750	4.045	1,000,000.00	1,013,299.00	4,140.62	12,741.71	0.9959	242	0.65	0.0081
N/A	125278	AGENCY SBA	11/05/2020	01/02/2026	3.960	3.960	4,331,486.58	4,331,486.58	0.00	12,781.70	1.0000	1	0.00	0.0000
VP4560000	124711	Principal	11/26/2019	01/02/2026	3.720	3.720	2,078,045.96	2,078,045.96	0.00	5,341.06	1.0000	1	0.00	0.0000
					3.512	3.998	14,409,532.54	14,462,405.88	70,692.56	94,465.85	0.9951	246	0.65	0.0167
AGENCY PLOAN DEBT SVC 2023														
912797SC2	127453	US Treasury	12/30/2025	03/26/2026	0.000	3.618	375,000.00	371,699.02	3,169.46	0.00	0.9915	84	0.23	0.0016
N/A	126765	Goldman Sachs M-Mkt	01/25/2024	01/02/2026	3.390	3.390	26,533.32	26,533.32	0.00	1,037.53	1.0000	1	0.00	0.0000
					0.224	3.603	401,533.32	398,232.34	3,169.46	1,037.53	0.9921	79	0.21	0.0015
AGENCY PLOAN REV EXP 2023														
N/A	126846	Goldman Sachs M-Mkt	03/25/2024	01/02/2026	3.390	3.390	6.47	6.47	0.00	0.00	1.0000	1	0.00	0.0000
					3.390	3.390	6.47	6.47	0.00	0.00	1.0000	1	0.00	0.0000
					3.431	3.980	15,255,230.70	15,304,803.06	73,862.02	96,719.50	0.9952	235	0.62	0.0158
AGN Pool Summary														
ALL REQUIREMENTS 2013A CONSTRUCTION														
N/A	116079	Goldman Sachs M-Mkt	09/17/2013	01/02/2026	3.390	3.390	0.43	0.43	0.00	519.79	1.0000	1	0.00	0.0000
					3.390	3.390	0.43	0.43	0.00	519.79	1.0000	1	0.00	0.0000
ALL REQUIREMENTS 2021B SUBORDINATE BOND PROCEED														
46222VAF3	127379	CP: IONIC CAPL	10/23/2025	01/15/2026	0.000	4.187	8,000,000.00	7,990,155.96	76,346.72	0.00	0.9905	14	0.04	0.0002
912797SS7	127391	US Treasury	10/29/2025	02/24/2026	0.000	3.809	8,000,000.00	7,954,586.68	97,310.72	0.00	0.9878	54	0.15	0.0009
91282CKS9	127202	US Treasury	06/18/2025	05/31/2026	4.875	4.165	10,000,000.00	10,112,314.17	(65,225.41)	41,979.17	1.0065	150	0.41	0.0038
N/A	125431	Goldman Sachs M-Mkt	04/15/2021	01/02/2026	3.390	3.390	2,235,757.35	2,235,757.35	0.00	15,192.26	1.0000	1	0.00	0.0000
N/A	125476	ARP 21B SUB SBA	04/30/2021	01/02/2026	3.960	3.960	13,838,584.40	13,838,584.40	0.00	78,596.15	1.0000	1	0.00	0.0000
					2.641	3.993	42,074,341.75	42,131,398.56	108,432.03	135,767.58	0.9974	49	0.13	0.0011
ALL REQUIREMENTS 2025A CONSTRUCTION														
912797SS7	127392	US Treasury	10/29/2025	02/24/2026	0.000	3.809	10,000,000.00	9,943,233.35	121,638.40	0.00	0.9878	54	0.15	0.0009
N/A	127300	Goldman Sachs M-Mkt	08/04/2025	01/02/2026	3.390	3.390	3,798,154.27	3,798,154.27	0.00	12,085.01	1.0000	1	0.00	0.0000
N/A	127319	ARP 25A FI Palm	09/05/2025	01/02/2026	3.860	3.860	20,302,821.99	20,302,821.99	0.00	73,568.66	1.0000	1	0.00	0.0000
					2.676	3.793	34,100,976.26	34,044,209.61	121,638.40	85,653.67	0.9964	17	0.05	0.0003

Investment Report

January 1, 2026

<u>CUSIP</u>	<u>ContNo</u>	<u>Issuer</u>	<u>Purchase Date</u>	<u>Maturity Date</u>	<u>Coupon</u>	<u>Yield to Maturity</u>	<u>Current Par</u>	<u>Market Value</u>	<u>(Premium)/Discount</u>	<u>Accrued Interest</u>	<u>Original Cost</u>	<u>Days To Maturity</u>	<u>Duration</u>	<u>Convexity</u>
ALL REQUIREMENTS CONTINGENCY														
06055JNR6	127372	CORP: BANK OF AMER	10/17/2025	09/19/2030	4.150	4.182	500,000.00	522,405.53	730.00	5,879.17	0.9985	1,722	4.29	0.2131
91282CKB6	127028	US Treasury	10/31/2024	02/28/2026	4.625	4.231	500,000.00	509,326.06	(2,542.58)	7,772.57	1.0051	58	0.16	0.0011
VP4560000	124582	Principal	11/04/2019	01/02/2026	3.720	3.720	533,910.91	533,910.91	0.00	1,756.59	1.0000	1	0.00	0.0000
					4.155	4.037	1,533,910.91	1,565,642.50	(1,812.58)	15,408.33	1.0012	581	1.45	0.0698
ALL REQUIREMENTS DEBT SERVICE 2016A														
912797SC2	127393	US Treasury	10/29/2025	03/26/2026	0.000	3.739	2,200,000.00	2,180,634.27	32,853.94	0.00	0.9851	84	0.23	0.0016
912797SC2	127450	US Treasury	12/30/2025	03/26/2026	0.000	3.618	2,850,000.00	2,824,912.57	24,087.89	0.00	0.9915	84	0.23	0.0016
912797TA5	127413	US Treasury	11/25/2025	03/24/2026	0.000	3.829	2,400,000.00	2,379,372.43	29,591.35	0.00	0.9877	82	0.22	0.0016
N/A	118861	Goldman Sachs M-Mkt	05/12/2016	01/02/2026	3.390	3.390	121,222.23	121,222.23	0.00	2,263.34	1.0000	1	0.00	0.0000
					0.054	3.716	7,571,222.23	7,506,141.50	86,533.18	2,263.34	0.9886	82	0.22	0.0016
ALL REQUIREMENTS DEBT SERVICE 2017A														
912797SC2	127394	US Treasury	10/29/2025	03/26/2026	0.000	3.739	2,000,000.00	1,982,394.79	29,867.22	0.00	0.9851	84	0.23	0.0016
912797SC2	127451	US Treasury	12/30/2025	03/26/2026	0.000	3.618	2,250,000.00	2,230,194.14	19,016.75	0.00	0.9915	84	0.23	0.0016
912797TA5	127414	US Treasury	11/25/2025	03/24/2026	0.000	3.829	2,000,000.00	1,982,810.36	24,659.46	0.00	0.9877	82	0.22	0.0016
N/A	120615	Goldman Sachs M-Mkt	06/30/2017	01/02/2026	3.390	3.390	98,932.93	98,932.93	0.00	1,524.18	1.0000	1	0.00	0.0000
					0.053	3.719	6,348,932.93	6,294,332.22	73,543.43	1,524.18	0.9884	82	0.22	0.0016
ALL REQUIREMENTS DEBT SERVICE 2018A														
912797SC2	127452	US Treasury	12/30/2025	03/26/2026	0.000	3.618	400,000.00	396,478.96	3,380.76	0.00	0.9915	84	0.23	0.0016
912797TA5	127415	US Treasury	11/25/2025	03/24/2026	0.000	3.829	100,000.00	99,140.52	1,232.97	0.00	0.9877	82	0.22	0.0016
N/A	122318	Goldman Sachs M-Mkt	07/26/2018	01/02/2026	3.390	3.390	35,308.68	35,308.68	0.00	810.45	1.0000	1	0.00	0.0000
					0.224	3.642	535,308.68	530,928.16	4,613.73	810.45	0.9914	78	0.21	0.0015
ALL REQUIREMENTS DEBT SERVICE 2019A														
912797SC2	127395	US Treasury	10/29/2025	03/26/2026	0.000	3.739	1,000,000.00	991,197.39	14,933.62	0.00	0.9851	84	0.23	0.0016
912797SC2	127446	US Treasury	12/30/2025	03/26/2026	0.000	3.618	1,200,000.00	1,189,436.87	10,142.27	0.00	0.9915	84	0.23	0.0016
912797TA5	127416	US Treasury	11/25/2025	03/24/2026	0.000	3.829	1,000,000.00	991,405.18	12,329.73	0.00	0.9877	82	0.22	0.0016
N/A	124837	Goldman Sachs M-Mkt	11/25/2019	01/02/2026	3.390	3.390	27,159.59	27,159.59	0.00	862.69	1.0000	1	0.00	0.0000
					0.029	3.719	3,227,159.59	3,199,199.03	37,405.62	862.69	0.9884	83	0.23	0.0016
ALL REQUIREMENTS DEBT SERVICE 2021A														
912797SC2	127448	US Treasury	12/30/2025	03/26/2026	0.000	3.618	250,000.00	247,799.35	2,112.97	0.00	0.9915	84	0.23	0.0016
N/A	125470	Goldman Sachs M-Mkt	04/30/2021	01/02/2026	3.390	3.390	28,376.93	28,376.93	0.00	572.58	1.0000	1	0.00	0.0000
					0.346	3.595	278,376.93	276,176.28	2,112.97	572.58	0.9924	76	0.21	0.0015
ALL REQUIREMENTS DEBT SERVICE 2021B														
912797SC2	127396	US Treasury	10/29/2025	03/26/2026	0.000	3.739	8,200,000.00	8,127,818.63	122,455.68	0.00	0.9851	84	0.23	0.0016
912797SC2	127449	US Treasury	12/30/2025	03/26/2026	0.000	3.618	17,250,000.00	17,098,155.04	145,795.10	0.00	0.9915	84	0.23	0.0016
N/A	125477	Goldman Sachs M-Mkt	05/04/2021	01/02/2026	3.390	3.390	308,802.61	308,802.61	0.00	28,999.80	1.0000	1	0.00	0.0000
					0.041	3.654	25,758,802.61	25,534,776.28	268,250.78	28,999.80	0.9896	83	0.23	0.0016

Investment Report

January 1, 2026

<u>CUSIP</u>	<u>ContNo</u>	<u>Issuer</u>	<u>Purchase Date</u>	<u>Maturity Date</u>	<u>Coupon</u>	<u>Yield to Maturity</u>	<u>Current Par</u>	<u>Market Value</u>	<u>(Premium)/Discount</u>	<u>Accrued Interest</u>	<u>Original Cost</u>	<u>Days To Maturity</u>	<u>Duration</u>	<u>Convexity</u>
ALL REQUIREMENTS DEBT SERVICE 2025A														
912797SC2	127397	US Treasury	10/29/2025	03/26/2026	0.000	3.739	1,500,000.00	1,486,796.09	22,400.43	0.00	0.9851	84	0.23	0.0016
912797SC2	127447	US Treasury	12/30/2025	03/26/2026	0.000	3.618	1,600,000.00	1,585,915.83	13,523.02	0.00	0.9915	84	0.23	0.0016
912797TA5	127417	US Treasury	11/25/2025	03/24/2026	0.000	3.829	1,500,000.00	1,487,107.77	18,494.59	0.00	0.9877	82	0.22	0.0016
N/A	127324	Goldman Sachs M-Mkt	08/25/2025	01/02/2026	3.390	3.390	112,487.61	112,487.61	0.00	1,045.14	1.0000	1	0.00	0.0000
					0.081	3.718	4,712,487.61	4,672,307.30	54,418.04	1,045.14	0.9885	81	0.22	0.0016
ALL REQUIREMENTS GENERAL RESERVE														
02665WEY3	127051	CORP: HONDA	12/05/2024	01/09/2026	4.950	4.421	1,000,000.00	1,023,888.36	(5,550.00)	23,650.00	1.0056	8	0.02	0.0001
04685A2R1	127347	CORP: ATHENE	10/10/2025	11/19/2030	2.550	4.569	1,000,000.00	965,761.77	91,090.00	2,975.00	0.9089	1,783	4.60	0.2398
06055JNR6	127326	CORP: BANK OF AMER	09/19/2025	09/19/2030	4.150	4.150	500,000.00	522,405.53	0.00	5,879.17	1.0000	1,722	4.29	0.2131
341271AE4	127001	MUNI: FLORIDA SBA	10/16/2024	07/01/2027	1.705	4.440	1,000,000.00	981,776.23	69,090.00	8,525.00	0.9309	546	1.47	0.0302
46849LVA6	127412	CORP: JXN	11/20/2025	07/02/2027	5.550	4.180	2,000,000.00	2,113,832.96	(42,300.00)	55,191.67	1.0212	547	1.42	0.0299
91282CJK8	127071	US Treasury	12/20/2024	11/15/2026	4.625	4.312	1,500,000.00	1,524,875.54	(8,400.24)	9,057.29	0.0431	318	0.86	0.0123
91282CPC9	127357	US Treasury	10/20/2025	10/15/2028	3.500	3.461	500,000.00	505,646.90	(545.00)	3,750.00	1.0011	1,018	2.66	0.0875
VP4560000	124710	Principal	11/25/2019	01/02/2026	3.720	3.720	3,616,302.82	3,616,302.82	0.00	8,814.61	1.0000	1	0.00	0.0000
					4.005	4.094	11,116,302.82	11,254,490.11	103,384.76	117,842.74	0.8608	475	1.23	0.0449
ALL REQUIREMENTS O&M														
037833BY5	127122	CORP: APPLE INC	02/26/2025	02/23/2026	3.250	4.240	3,000,000.00	3,031,807.02	28,560.00	34,666.67	0.9905	53	0.15	0.0010
06741EEM8	127411	CP: BARCCP	11/19/2025	05/21/2026	0.000	4.097	5,000,000.00	4,939,148.66	100,650.00	0.00	0.9799	140	0.38	0.0033
3133ETUC9	127313	FFCB - Callable	09/05/2025	08/21/2028	4.070	4.069	3,000,000.00	3,044,991.67	0.00	44,091.67	1.0000	963	2.49	0.0780
57629W6F2	127132	CORP: MASSMUTUAL	03/17/2025	04/10/2026	4.500	4.230	3,000,000.00	3,035,776.80	(8,250.00)	30,375.00	1.0028	99	0.27	0.0021
N/A	125279	All Req. SBA	11/05/2020	01/02/2026	3.960	3.960	33,738,673.52	33,738,673.52	0.00	83,510.29	1.0000	1	0.00	0.0000
VP4560000	124611	Principal	11/21/2019	01/02/2026	3.720	3.720	28,521,701.12	28,521,701.12	0.00	98,556.44	1.0000	1	0.00	0.0000
					3.608	3.905	76,260,374.64	76,312,098.79	120,960.00	291,200.07	0.9984	54	0.14	0.0034
ALL REQUIREMENTS RENEWAL & REPLACEMENT														
02665WFP1	127346	CORP: HONDA	10/10/2025	10/05/2026	4.400	3.930	2,000,000.00	2,031,230.03	(9,000.00)	21,022.22	1.0045	277	0.75	0.0099
04685A3X7	127360	CORP: ATHENE	10/20/2025	07/09/2027	5.349	4.030	2,000,000.00	2,104,680.63	(43,260.00)	51,112.67	1.0216	554	1.44	0.0306
3133ETE86	127402	FFCB - Callable	11/06/2025	01/14/2028	3.970	3.995	2,000,000.00	2,016,352.78	1,000.00	16,982.78	0.9995	743	1.96	0.0503
3133ETR82	127404	FFCB - Callable	11/10/2025	11/10/2028	3.840	3.840	2,000,000.00	2,009,250.00	0.00	10,880.00	1.0000	1,044	2.73	0.0912
3134HB7E5	127406	FHLMC - Callable	11/19/2025	11/18/2027	4.050	4.050	1,990,000.00	1,998,681.38	0.00	9,626.63	1.0000	686	1.82	0.0439
57629W6F2	127131	CORP: MASSMUTUAL	03/17/2025	04/10/2026	4.500	4.230	2,000,000.00	2,023,851.20	(5,500.00)	20,250.00	1.0028	99	0.27	0.0021
63873KBA4	127256	CP: NATIXIS NY	07/10/2025	02/10/2026	0.000	4.439	3,000,000.00	2,994,771.34	76,145.83	0.00	0.9746	40	0.11	0.0007
63873KBB2	127244	CP: NATIXIS NY	07/16/2025	02/11/2026	0.000	4.483	4,000,000.00	3,985,619.64	100,566.67	0.00	0.9749	41	0.11	0.0007
74256LFC8	127362	CORP: PRINCIPAL LIFE	10/20/2025	01/09/2028	4.800	4.040	2,000,000.00	2,097,850.53	(31,840.00)	45,866.67	1.0159	738	1.91	0.0495
78016FZU1	127361	CORP: ROYAL BK CA	10/20/2025	11/01/2027	6.000	3.762	2,000,000.00	2,108,502.99	(86,680.00)	20,000.00	1.0433	669	1.75	0.0417
91282CJT9	126751	US Treasury	01/19/2024	01/15/2027	4.000	4.135	2,000,000.00	2,046,099.52	7,500.00	36,956.52	0.9963	379	1.01	0.0165
91282CKJ9	127356	US Treasury	10/20/2025	04/15/2027	4.500	3.488	2,000,000.00	2,043,568.79	(29,062.50)	19,285.71	1.0145	469	1.25	0.0231
91282CMW8	127359	US Treasury	10/20/2025	04/15/2028	3.750	3.452	2,000,000.00	2,031,920.78	(14,060.00)	16,071.43	1.0070	835	2.20	0.0620
VP4560000	124585	Principal	11/04/2019	01/02/2026	3.720	3.720	7,287,825.24	7,287,825.24	0.00	21,126.56	1.0000	1	0.00	0.0000
					3.456	3.975	36,277,825.24	36,780,204.85	(34,190.00)	289,181.19	1.0009	366	0.96	0.0233

Investment Report

January 1, 2026

<u>CUSIP</u>	<u>ContNo</u>	<u>Issuer</u>	<u>Purchase Date</u>	<u>Maturity Date</u>	<u>Coupon</u>	<u>Yield to Maturity</u>	<u>Current Par</u>	<u>Market Value</u>	<u>(Premium)/Discount</u>	<u>Accrued Interest</u>	<u>Original Cost</u>	<u>Days To Maturity</u>	<u>Duration</u>	<u>Convexity</u>	
ALL REQUIREMENTS SUBORDINATE DEBT															
N/A	125086	Goldman Sachs M-Mkt	05/29/2020	01/02/2026	3.390	3.390	2.88	2.88	0.00	0.00	1.0000	1	0.00	0.0000	
					3.390	3.390	2.88	2.88	0.00	0.00	1.0000	1	0.00	0.0000	
					ARP Pool Summary	2.627	3.881	249,796,025.51	250,101,908.50	945,290.36	971,651.55	0.9904	121	0.32	0.0074
BARTOW PLOAN DEBT SERVICE 2025															
N/A	127343	TRUIST TRUSTEE	09/17/2025	01/02/2026	3.590	3.590	1,948.83	1,948.83	0.00	12.44	1.0000	1	0.00	0.0000	
					3.590	3.590	1,948.83	1,948.83	0.00	12.44	1.0000	1	0.00	0.0000	
BARTOW PLOAN PROJ FUND 2025															
N/A	127200	TRUIST TRUSTEE	05/30/2025	01/02/2026	3.590	3.590	4,238,450.41	4,238,450.41	0.00	27,443.24	1.0000	1	0.00	0.0000	
					3.590	3.590	4,238,450.41	4,238,450.41	0.00	27,443.24	1.0000	1	0.00	0.0000	
					BART Pool Summary	3.590	3.590	4,240,399.24	4,240,399.24	0.00	27,455.68	1.0000	1	0.00	0.0000
Bushnell Rate Stabilization Fund															
VP4560000	124580	Principal	11/04/2019	01/02/2026	3.720	3.720	90,875.26	90,875.26	0.00	298.96	1.0000	1	0.00	0.0000	
					3.720	3.720	90,875.26	90,875.26	0.00	298.96	1.0000	1	0.00	0.0000	
					BUSH Pool Summary	3.720	3.720	90,875.26	90,875.26	0.00	298.96	1.0000	1	0.00	0.0000
FMPA CLEWISTON PL 2021 DEBT SERVICE FUND															
N/A	126074	Goldman Sachs M-Mkt	08/31/2021	01/02/2026	3.390	3.390	69.16	69.16	0.00	0.21	1.0000	1	0.00	0.0000	
					3.390	3.390	69.16	69.16	0.00	0.21	1.0000	1	0.00	0.0000	
FMPA CLEWISTON PL 2021 REVENUE & EXPENSE															
N/A	126075	Goldman Sachs M-Mkt	09/23/2022	01/02/2026	3.390	3.390	42.32	42.32	0.00	0.11	1.0000	1	0.00	0.0000	
					3.390	3.390	42.32	42.32	0.00	0.11	1.0000	1	0.00	0.0000	
					CLEW Pool Summary	3.390	3.390	111.48	111.48	0.00	0.32	1.0000	1	0.00	0.0000
FMPA Pool Loan Working Capital															
VP4560000	124586	Principal	11/04/2019	01/02/2026	3.720	3.720	3,469.61	3,469.61	0.00	12.17	1.0000	1	0.00	0.0000	
					3.720	3.720	3,469.61	3,469.61	0.00	12.17	1.0000	1	0.00	0.0000	
					FMPA Pool Summary	3.720	3.720	3,469.61	3,469.61	0.00	12.17	1.0000	1	0.00	0.0000
FMPA PL HOMESTEAD PROJECT FUND 2021															
N/A	125532	Goldman Sachs M-Mkt	06/28/2021	01/02/2026	3.390	3.390	4,352,464.15	4,352,464.15	0.00	13,394.62	1.0000	1	0.00	0.0000	
					3.390	3.390	4,352,464.15	4,352,464.15	0.00	13,394.62	1.0000	1	0.00	0.0000	
FMPA PL HOMESTEAD REVENUE EXPENSE FUND 2021															
N/A	125848	Goldman Sachs M-Mkt	03/25/2022	04/04/2042	3.390	3.390	27.88	27.88	0.00	0.10	1.0000	5,937	16.25	2.7231	
					3.390	3.390	27.88	27.88	0.00	0.10	1.0000	5,937	16.25	2.7231	
HOMESTEAD PL DEBT SERVICE 2022															
N/A	126363	Goldman Sachs M-Mkt	03/16/2023	01/02/2026	3.390	3.390	278.45	278.45	0.00	0.85	1.0000	1	0.00	0.0000	
					3.390	3.390	278.45	278.45	0.00	0.85	1.0000	1	0.00	0.0000	

Investment Report

January 1, 2026

<u>CUSIP</u>	<u>ContNo</u>	<u>Issuer</u>	<u>Purchase Date</u>	<u>Maturity Date</u>	<u>Coupon</u>	<u>Yield to Maturity</u>	<u>Current Par</u>	<u>Market Value</u>	<u>(Premium)/Discount</u>	<u>Accrued Interest</u>	<u>Original Cost</u>	<u>Days To Maturity</u>	<u>Duration</u>	<u>Convexity</u>
HOMESTEAD PL PROJECT FUND 2022														
N/A	126181	Goldman Sachs M-Mkt	11/17/2022	01/02/2026	3.390	3.390	5,215,129.52	5,215,129.52	0.00	16,049.45	1.0000	1	0.00	0.0000
					3.390	3.390	5,215,129.52	5,215,129.52	0.00	16,049.45	1.0000	1	0.00	0.0000
HOMESTEAD PL REVENUE EXPESNE 2022														
N/A	126364	Goldman Sachs M-Mkt	03/16/2023	01/02/2026	3.390	3.390	24.38	24.38	0.00	0.07	1.0000	1	0.00	0.0000
					3.390	3.390	24.38	24.38	0.00	0.07	1.0000	1	0.00	0.0000
		HMST Pool Summary			3.390	3.390	9,567,924.38	9,567,924.38	0.00	29,445.09	1.0000	1	0.00	0.0000
FMPA PL HOMESTEAD DEBT SERVICE 2021														
N/A	125650	Goldman Sachs M-Mkt	09/24/2021	01/02/2026	3.390	3.390	159.08	159.08	0.00	0.51	1.0000	1	0.00	0.0000
					3.390	3.390	159.08	159.08	0.00	0.51	1.0000	1	0.00	0.0000
		HOME Pool Summary			3.390	3.390	159.08	159.08	0.00	0.51	1.0000	1	0.00	0.0000
Kissimmee Rate Stabilization Fund														
VP4560000	124581	Principal	11/04/2019	01/02/2026	3.720	3.720	16,378.95	16,378.95	0.00	159.73	1.0000	1	0.00	0.0000
					3.720	3.720	16,378.95	16,378.95	0.00	159.73	1.0000	1	0.00	0.0000
		KUA Pool Summary			3.720	3.720	16,378.95	16,378.95	0.00	159.73	1.0000	1	0.00	0.0000
FMPA PL BUSHNELL Debt Service														
N/A	124748	Goldman Sachs M-Mkt	12/10/2019	01/02/2026	3.390	3.390	255,795.24	255,795.24	0.00	192.72	1.0000	1	0.00	0.0000
					3.390	3.390	255,795.24	255,795.24	0.00	192.72	1.0000	1	0.00	0.0000
FMPA PL BUSHNELL Revenue Fund														
N/A	125799	Goldman Sachs M-Mkt	02/01/2022	01/02/2026	3.390	3.390	3,099.46	3,099.46	0.00	2.40	1.0000	1	0.00	0.0000
					3.390	3.390	3,099.46	3,099.46	0.00	2.40	1.0000	1	0.00	0.0000
		POOL Pool Summary			3.390	3.390	258,894.70	258,894.70	0.00	195.12	1.0000	1	0.00	0.0000
St Lucie Contingency														
052404QH6	126702	MUNI: Austin College	12/19/2023	02/01/2027	1.361	4.476	500,000.00	491,257.42	44,855.00	2,835.42	0.9103	396	1.07	0.0175
91282CPC9	127423	US Treasury	10/20/2025	10/15/2028	3.500	3.461	500,000.00	505,646.90	(545.01)	3,750.00	1.0011	1,018	2.66	0.0875
VP4560000	124587	Principal	11/04/2019	01/02/2026	3.720	3.720	1,645,424.11	1,645,424.11	0.00	5,413.61	1.0000	1	0.00	0.0000
					3.232	3.814	2,645,424.11	2,642,328.43	44,309.99	11,999.03	0.9833	268	0.71	0.0199
St Lucie Debt Service 2013A														
912797SC2	127455	US Treasury	12/30/2025	03/26/2026	0.000	3.617	150,000.00	148,679.61	1,267.60	0.00	0.9915	84	0.23	0.0016
912797TA5	127418	US Treasury	11/25/2025	03/24/2026	0.000	3.828	100,000.00	99,140.52	1,232.64	0.00	0.9877	82	0.22	0.0016
912797TB3	127424	US Treasury	12/09/2025	03/31/2026	0.000	3.708	125,000.00	123,834.79	1,406.22	0.00	0.9888	89	0.24	0.0017
X9X9USDADM1	123469	MORGAN STANLEY LIQ	03/05/2019	01/02/2026	3.440	3.440	16,912.64	16,912.64	0.00	272.29	1.0000	1	0.00	0.0000
					0.148	3.692	391,912.64	388,567.56	3,906.46	272.29	0.9900	82	0.22	0.0016

Investment Report

January 1, 2026

<u>CUSIP</u>	<u>ContNo</u>	<u>Issuer</u>	<u>Purchase Date</u>	<u>Maturity Date</u>	<u>Coupon</u>	<u>Yield to Maturity</u>	<u>Current Par</u>	<u>Market Value</u>	<u>(Premium)/Discount</u>	<u>Accrued Interest</u>	<u>Original Cost</u>	<u>Days To Maturity</u>	<u>Duration</u>	<u>Convexity</u>
ST LUCIE DEBT SERVICE 2021A														
912797SC2	127456	US Treasury	12/30/2025	03/26/2026	0.000	3.617	175,000.00	173,459.54	1,478.87	0.00	0.9915	84	0.23	0.0016
912797TA5	127419	US Treasury	11/25/2025	03/24/2026	0.000	3.828	125,000.00	123,925.65	1,540.80	0.00	0.9877	82	0.22	0.0016
912797TB3	127425	US Treasury	12/09/2025	03/31/2026	0.000	3.708	150,000.00	148,601.75	1,687.47	0.00	0.9888	89	0.24	0.0017
X9X9USDADM1	125669	MORGAN STANLEY LIQ	10/20/2021	01/02/2026	3.440	3.440	12,525.66	12,525.66	0.00	294.46	1.0000	1	0.00	0.0000
					0.093	3.699	462,525.66	458,512.60	4,707.14	294.46	0.9898	83	0.23	0.0016
ST LUCIE DEBT SERVICE 2021B														
912797SC2	127457	US Treasury	12/30/2025	03/26/2026	0.000	3.617	575,000.00	569,938.50	4,859.15	0.00	0.9915	84	0.23	0.0016
912797TA5	127420	US Treasury	11/25/2025	03/24/2026	0.000	3.828	500,000.00	495,702.59	6,163.21	0.00	0.9877	82	0.22	0.0016
912797TB3	127426	US Treasury	12/09/2025	03/31/2026	0.000	3.708	600,000.00	594,406.99	6,749.87	0.00	0.9888	89	0.24	0.0017
X9X9USDADM1	126049	MORGAN STANLEY LIQ	07/27/2022	01/02/2026	3.440	3.440	28,104.21	28,104.21	0.00	866.58	1.0000	1	0.00	0.0000
					0.057	3.708	1,703,104.21	1,688,152.29	17,772.23	866.58	0.9896	84	0.23	0.0016
St Lucie Decommissioning														
06051GFX2	126371	CORP: BANK OF AMER	04/18/2023	04/19/2026	3.500	4.685	5,000,000.00	5,029,689.24	164,200.00	35,000.00	0.9672	108	0.30	0.0024
06418GAK3	126980	Bank of Nova Scotia	08/28/2024	08/01/2029	5.450	4.462	5,000,000.00	5,457,700.09	(216,050.00)	113,541.67	1.0432	1,308	3.25	0.1283
10921U2L1	126970	CORP: BRIGHHOUSE	08/16/2024	06/10/2029	5.650	5.090	6,365,000.00	6,848,300.50	(150,023.05)	20,977.98	1.0236	1,256	3.18	0.1220
10921U2L1	126971	CORP: BRIGHHOUSE	08/16/2024	06/10/2029	5.650	5.070	3,635,000.00	3,911,008.99	(88,803.05)	11,980.35	1.0244	1,256	3.18	0.1220
14913UAS9	127190	CORP: CAT	12/20/2024	11/15/2027	4.600	4.598	5,000,000.00	5,130,279.89	0.00	29,388.89	1.0000	683	1.80	0.0436
17325FBK3	126998	Corp: Citibank	10/18/2024	08/06/2029	4.838	4.472	10,000,000.00	10,680,431.85	(156,000.00)	194,863.89	1.0156	1,313	3.29	0.1311
25160PAM9	126903	Deutsche Bank	06/20/2024	09/09/2027	5.371	5.135	5,000,000.00	5,234,978.36	(34,250.00)	83,548.89	1.0069	616	1.61	0.0364
254845GR5	126423	MUNI: DC WATER	05/08/2023	10/01/2028	5.422	4.426	2,930,000.00	3,027,141.22	(138,618.30)	39,716.15	1.0473	1,004	2.57	0.0823
29449WAE7	126369	CORP: EQH	04/17/2023	01/09/2026	1.000	4.771	5,000,000.00	5,020,774.82	477,050.00	23,888.89	0.9046	8	0.02	0.0001
30321L2J0	127172	CORP: FG Funding	04/23/2025	01/16/2030	5.875	5.572	10,000,000.00	11,199,774.45	(123,400.00)	269,270.83	1.0123	1,476	3.59	0.1550
3130AWTR1	126576	FHLB	08/25/2023	09/08/2028	4.375	4.484	3,500,000.00	3,620,549.24	16,975.00	48,064.24	0.9952	981	2.53	0.0805
3133EPGT6	126394	FFCB	04/26/2023	04/26/2027	3.875	4.032	5,000,000.00	5,057,107.64	28,700.00	34,982.64	0.9943	480	1.29	0.0240
3136GAY52	127377	FNMA - Callable	10/20/2025	10/16/2030	4.000	4.000	10,000,000.00	10,316,756.46	0.00	80,219.78	1.0000	1,749	4.38	0.2205
48133U5U2	126393	CORP: JP MORGAN	04/24/2023	04/24/2026	5.125	5.125	5,000,000.00	5,067,763.09	0.00	47,690.97	1.0000	113	0.31	0.0025
576000KW2	126424	MUNI: Mass School Bd	05/08/2023	06/15/2027	5.468	4.114	4,305,000.00	4,376,679.21	(217,789.95)	10,462.11	1.0506	530	1.41	0.0281
58989V2D5	126382	CORP: METLIFE	04/20/2023	09/14/2026	1.250	4.830	7,185,000.00	7,089,008.33	797,780.51	26,694.27	0.8890	256	0.70	0.0086
780082AD5	126370	CORP: ROYAL BK CA	04/17/2023	01/27/2026	4.650	4.900	5,000,000.00	5,102,282.03	32,450.00	99,458.33	0.9935	26	0.07	0.0004
78017DAC2	127442	CORP: ROYAL BK CA	12/23/2025	02/04/2031	5.153	4.436	10,000,000.00	11,029,493.66	(324,500.00)	210,414.17	1.0325	1,860	4.48	0.2334
91282CJV4	127253	US Treasury	07/10/2025	01/31/2026	4.250	4.274	10,000,000.00	10,188,413.26	1,562.50	177,853.26	0.9998	30	0.09	0.0005
X9X9USDADM1	123464	MORGAN STANLEY LIQ	03/06/2019	01/02/2026	3.440	3.440	3,655,456.66	3,655,456.66	0.00	34,726.12	1.0000	1	0.00	0.0000
					4.457	4.611	121,575,456.66	127,043,588.99	69,283.66	1,592,743.43	0.9994	856	2.15	0.0865

Investment Report

January 1, 2026

<u>CUSIP</u>	<u>ContNo</u>	<u>Issuer</u>	<u>Purchase Date</u>	<u>Maturity Date</u>	<u>Coupon</u>	<u>Yield to Maturity</u>	<u>Current Par</u>	<u>Market Value</u>	<u>(Premium)/Discount</u>	<u>Accrued Interest</u>	<u>Original Cost</u>	<u>Days To Maturity</u>	<u>Duration</u>	<u>Convexity</u>
St Lucie General Reserve														
037833BY5	127120	CORP: APPLE INC	02/26/2025	02/23/2026	3.250	4.240	2,000,000.00	2,021,204.69	19,040.00	23,111.11	0.9905	53	0.15	0.0010
04685A2R1	127348	CORP: ATHENE	10/10/2025	11/19/2030	2.550	4.569	2,000,000.00	1,931,523.52	182,180.00	5,950.00	0.9089	1,783	4.60	0.2398
04685A4A6	126976	CORP: ATHENE	08/28/2024	08/27/2026	4.860	4.700	1,000,000.00	1,023,879.83	(3,014.00)	16,740.00	1.0030	238	0.64	0.0080
06055JNR6	127327	CORP: BANK OF AMER	09/19/2025	09/19/2030	4.150	4.150	500,000.00	522,405.53	0.00	5,879.17	1.0000	1,722	4.29	0.2131
06745QR434	126969	Corp: Barclays	05/20/2024	05/20/2027	5.500	5.500	2,000,000.00	2,064,878.40	0.00	12,527.78	1.0000	504	1.34	0.0260
3130AWTR1	126600	FHLB	08/25/2023	09/08/2028	4.375	4.484	500,000.00	517,221.32	2,425.00	6,866.32	0.9952	981	2.53	0.0805
3133ERKM2	126965	FFCB	07/30/2024	07/08/2027	4.500	4.257	3,000,000.00	3,106,710.00	(19,856.25)	64,875.00	1.0066	553	1.45	0.0304
3133ETK89	127399	FFCB - Callable	10/28/2025	10/28/2030	3.730	3.730	4,000,000.00	3,978,750.00	0.00	26,110.00	1.0000	1,761	4.43	0.2247
574193BD9	127055	MUNI: MDS MARYLAND	12/20/2024	08/01/2026	4.150	4.417	1,500,000.00	1,530,711.25	6,225.00	25,937.50	0.9959	212	0.58	0.0068
57629W6F2	127130	CORP: MASSMUTUAL	03/17/2025	04/10/2026	4.500	4.230	1,500,000.00	1,517,888.41	(4,125.00)	15,187.50	1.0028	99	0.27	0.0021
641062BK9	126798	CORP: NESNVX	03/11/2024	03/13/2026	5.250	4.798	2,000,000.00	2,037,234.08	(17,080.00)	31,500.00	1.0085	71	0.19	0.0014
64952WEY5	126662	CORP: NYLIFE	11/14/2023	01/09/2028	4.850	5.506	2,000,000.00	2,100,263.04	48,260.00	46,344.44	0.9759	738	1.91	0.0494
64966SHR0	127040	MUNI: NYC	11/06/2024	10/01/2029	4.380	4.396	2,000,000.00	2,053,267.00	1,400.00	21,900.00	0.9993	1,369	3.47	0.1427
74368CBQ6	126435	CORP: PROTECTIVELIFE	05/17/2023	01/06/2026	5.366	4.590	2,000,000.00	2,052,580.59	(37,980.00)	52,169.44	1.0190	5	0.01	0.0001
75888XA89	127439	CP: Regatta Funding	12/18/2025	01/08/2026	0.000	3.963	6,000,000.00	5,996,306.21	13,650.00	0.00	0.9977	7	0.02	0.0001
89236TKX2	126964	CORP: Toyota Motor	07/30/2024	08/14/2026	5.000	4.699	3,000,000.00	3,079,580.90	(17,310.00)	57,083.33	1.0058	225	0.60	0.0074
91282CKS9	127251	US Treasury	07/17/2025	05/31/2026	4.875	4.155	1,500,000.00	1,516,978.82	(9,082.03)	6,428.57	1.0061	150	0.41	0.0038
VP4560000	124588	Principal	11/04/2019	01/02/2026	3.720	3.720	8,217,226.78	8,217,226.78	0.00	31,565.67	1.0000	1	0.00	0.0000
					3.705	4.284	44,717,226.78	45,268,610.37	164,732.72	450,175.83	0.9963	464	1.19	0.0471
ST LUCIE NUCLEAR FUEL STABILIZATION														
46222VAF3	127363	CP: IONIC CAPL	10/23/2025	01/15/2026	0.000	4.187	2,000,000.00	1,997,538.99	19,086.67	0.00	0.9905	14	0.04	0.0002
VP4560000	124589	Principal	11/04/2019	01/02/2026	3.720	3.720	1,969,811.69	1,969,811.69	0.00	6,920.94	1.0000	1	0.00	0.0000
					1.846	3.955	3,969,811.69	3,967,350.68	19,086.67	6,920.94	0.9952	8	0.02	0.0001
St Lucie O&M														
3133ETUC9	127314	FFCB - Callable	09/05/2025	08/21/2028	4.070	4.069	1,000,000.00	1,014,997.22	0.00	14,697.22	1.0000	963	2.49	0.0780
40139LBA0	127315	CORP: GUARDIAN	09/05/2025	11/19/2027	1.250	3.954	1,500,000.00	1,441,980.09	84,885.00	2,187.50	0.9434	687	1.86	0.0447
63873KBA4	127255	CP: NATIXIS NY	07/10/2025	02/10/2026	0.000	4.439	1,500,000.00	1,497,385.67	38,072.92	0.00	0.9746	40	0.11	0.0007
91282CJV4	127254	US Treasury	07/10/2025	01/31/2026	4.250	4.274	2,000,000.00	2,037,682.65	312.50	35,570.65	0.9998	30	0.09	0.0005
N/A	125280	ST LUCIE SBA	11/05/2020	01/02/2026	3.960	3.960	8,558,913.34	8,558,913.34	0.00	17,461.16	1.0000	1	0.00	0.0000
VP4560000	124612	Principal	11/21/2019	01/02/2026	3.720	3.720	1,299,230.63	1,299,230.63	0.00	15,165.27	1.0000	1	0.00	0.0000
					3.353	4.032	15,858,143.97	15,850,189.60	123,270.42	85,081.80	0.9922	134	0.36	0.0093

Investment Report

January 1, 2026

<u>CUSIP</u>	<u>ContNo</u>	<u>Issuer</u>	<u>Purchase Date</u>	<u>Maturity Date</u>	<u>Coupon</u>	<u>Yield to Maturity</u>	<u>Current Par</u>	<u>Market Value</u>	<u>(Premium)/Discount</u>	<u>Accrued Interest</u>	<u>Original Cost</u>	<u>Days To Maturity</u>	<u>Duration</u>	<u>Convexity</u>
St Lucie R&R														
3133ERMK4	126963	FFCB	07/30/2024	01/26/2026	4.625	4.612	1,000,000.00	1,020,253.19	(180.00)	19,913.19	1.0002	25	0.07	0.0004
3135G0Q22	127345	FNMA	10/10/2025	09/24/2026	1.875	3.690	2,000,000.00	1,985,564.17	33,800.00	10,104.17	0.9831	266	0.72	0.0092
40139LBA0	127317	CORP: GUARDIAN	09/05/2025	11/19/2027	1.250	3.954	1,000,000.00	961,320.05	56,590.00	1,458.33	0.9434	687	1.86	0.0447
912797TJ6	127445	US Treasury	12/23/2025	04/21/2026	0.000	3.625	1,500,000.00	1,482,808.48	17,520.27	0.00	0.9883	110	0.30	0.0023
91282CHH7	126966	US Treasury	07/30/2024	06/15/2026	4.125	4.414	1,000,000.00	1,004,503.51	5,200.00	1,926.51	0.9948	165	0.45	0.0042
91282CJK8	127070	US Treasury	12/20/2024	11/15/2026	4.625	4.312	500,000.00	508,291.85	(2,800.08)	3,019.10	0.0431	318	0.86	0.0123
91282CKB6	127027	US Treasury	10/31/2024	02/28/2026	4.625	4.220	1,000,000.00	1,018,652.12	(5,064.06)	15,545.14	1.0051	58	0.16	0.0011
VP4560000	124590	Principal	11/04/2019	01/02/2026	3.720	3.720	6,942,698.35	6,942,698.35	0.00	20,790.33	1.0000	1	0.00	0.0000
					3.113	3.882	14,942,698.35	14,924,091.72	105,066.13	72,756.77	0.9608	120	0.33	0.0053
STL Pool Summary					3.991	4.408	206,266,304.07	212,231,392.24	552,135.42	2,221,111.13	0.9950	629	1.59	0.0626
Stanton Contingency														
04685A4E8	127374	CORP: ATHENE	10/23/2025	01/07/2027	4.950	4.069	500,000.00	518,551.43	(5,100.00)	11,962.50	1.0102	371	0.98	0.0161
VP4560000	124591	Principal	11/04/2019	01/02/2026	3.720	3.720	726,028.70	726,028.70	0.00	2,361.87	1.0000	1	0.00	0.0000
					4.222	3.862	1,226,028.70	1,244,580.13	(5,100.00)	14,324.37	1.0042	152	0.40	0.0066
Stanton General Reserve														
025816DB2	127400	CORP: AMEX	10/30/2025	11/05/2027	5.850	3.865	1,000,000.00	1,051,006.38	(38,090.00)	9,100.00	1.0381	673	1.76	0.0422
06055JNR6	127373	RBC CAPL MKTS-BROKER	10/17/2025	09/19/2030	4.150	4.182	1,750,000.00	1,828,419.33	2,555.00	20,577.08	0.9985	1,722	4.29	0.2131
29446Q2A0	127430	CORP: EQH	12/10/2025	06/09/2028	4.650	4.208	500,000.00	515,592.82	(5,185.00)	1,420.83	1.0104	890	2.33	0.0686
3133ETU47	127410	FFCB - Callable	11/19/2025	02/12/2027	3.900	3.903	2,000,000.00	2,009,636.67	0.00	10,616.67	1.0000	407	1.10	0.0183
62455GC36	127462	CP: Mountcliff Fund	12/30/2025	03/03/2026	0.000	4.033	1,000,000.00	994,660.57	6,912.50	0.00	0.9931	61	0.17	0.0011
91282CGB1	127435	US Treasury	12/10/2025	12/31/2029	3.875	3.703	2,000,000.00	2,040,175.59	(12,812.50)	214.09	1.0064	1,460	3.74	0.1638
91282CLS8	127409	US Treasury	11/19/2025	10/31/2026	4.125	3.711	2,000,000.00	2,022,089.40	(7,788.44)	13,979.17	1.0039	303	0.82	0.0114
VP4560000	124592	Principal	11/04/2019	01/02/2026	3.720	3.720	1,397,507.12	1,397,507.12	0.00	7,067.37	1.0000	1	0.00	0.0000
					3.815	3.877	11,647,507.12	11,859,087.88	(54,408.44)	62,975.21	1.0047	733	1.88	0.0719
Stanton O&M														
N/A	125281	STANTON SBA	11/05/2020	01/02/2026	3.960	3.960	1,585,782.63	1,585,782.63	0.00	792.37	1.0000	1	0.00	0.0000
VP4560000	124615	Principal	11/21/2019	01/02/2026	3.720	3.720	581,024.55	581,024.55	0.00	4,686.43	1.0000	1	0.00	0.0000
					3.896	3.896	2,166,807.18	2,166,807.18	0.00	5,478.80	1.0000	1	0.00	0.0000
Stanton R&R														
04685A4E8	127371	CORP: ATHENE	10/23/2025	01/07/2027	4.950	4.069	500,000.00	518,551.43	(5,100.00)	11,962.50	1.0102	371	0.98	0.0161
29446Q2A0	127431	CORP: EQH	12/10/2025	06/09/2028	4.650	4.208	750,000.00	773,389.24	(7,777.50)	2,131.25	1.0104	890	2.33	0.0686
313385VA1	127365	FHLB DN	10/23/2025	04/02/2026	0.000	3.757	500,000.00	495,391.49	8,150.62	0.00	0.9837	91	0.25	0.0018
3134HB2F7	127388	FHLMC - Callable	10/29/2025	10/08/2027	4.000	4.000	500,000.00	503,890.83	0.00	3,833.33	1.0000	645	1.71	0.0395
46222VAF3	127364	CP: IONIC CAPL	10/23/2025	01/15/2026	0.000	4.187	500,000.00	499,384.75	4,771.67	0.00	0.9905	14	0.04	0.0002
62479MGH0	127367	CP: MUFG Bank	10/23/2025	07/17/2026	0.000	3.911	500,000.00	491,479.57	13,906.25	0.00	0.9722	197	0.54	0.0054
VP4560000	124596	Principal	11/04/2019	01/02/2026	3.720	3.720	388,877.98	388,877.98	0.00	3,791.45	1.0000	1	0.00	0.0000
					2.586	4.003	3,638,877.98	3,670,965.29	13,951.04	21,718.53	0.9962	365	0.96	0.0228
STN Pool Summary					3.612	3.903	18,679,220.98	18,941,440.48	(45,557.40)	104,496.91	1.0024	538	1.39	0.0497

Investment Report

January 1, 2026

<u>CUSIP</u>	<u>ContNo</u>	<u>Issuer</u>	<u>Purchase Date</u>	<u>Maturity Date</u>	<u>Coupon</u>	<u>Yield to Maturity</u>	<u>Current Par</u>	<u>Market Value</u>	<u>(Premium)/Discount</u>	<u>Accrued Interest</u>	<u>Original Cost</u>	<u>Days To Maturity</u>	<u>Duration</u>	<u>Convexity</u>
Stanton II Contingency														
VP4560000	124593	Principal	11/04/2019	01/02/2026	3.720	3.720	1,234,875.10	1,234,875.10	0.00	4,062.95	1.0000	1	0.00	0.0000
					3.720	3.720	1,234,875.10	1,234,875.10	0.00	4,062.95	1.0000	1	0.00	0.0000
STANTON II DEBT SERVICE 2017A														
912797SC2	127460	US Treasury	12/30/2025	03/26/2026	0.000	3.617	75,000.00	74,339.80	633.80	0.00	0.9915	84	0.23	0.0016
912797TB3	127427	US Treasury	12/09/2025	03/31/2026	0.000	3.708	125,000.00	123,834.79	1,406.22	0.00	0.9888	89	0.24	0.0017
X9X9USDADM1	123460	MORGAN STANLEY LIQ	03/12/2019	01/02/2026	3.440	3.440	18,485.36	18,485.36	0.00	204.52	1.0000	1	0.00	0.0000
					0.291	3.654	218,485.36	216,659.95	2,040.02	204.52	0.9907	80	0.22	0.0016
STANTON II DEBT SERVICE 2017B														
912797SC2	127461	US Treasury	12/30/2025	03/26/2026	0.000	3.617	475,000.00	470,818.76	4,014.08	0.00	0.9915	84	0.23	0.0016
912797TA5	127421	US Treasury	11/25/2025	03/24/2026	0.000	3.828	400,000.00	396,562.07	4,930.56	0.00	0.9877	82	0.22	0.0016
912797TB3	127428	US Treasury	12/09/2025	03/31/2026	0.000	3.708	500,000.00	495,339.16	5,624.89	0.00	0.9888	89	0.24	0.0017
X9X9USDADM1	123461	MORGAN STANLEY LIQ	03/12/2019	01/02/2026	3.440	3.440	23,932.30	23,932.30	0.00	729.29	1.0000	1	0.00	0.0000
					0.059	3.707	1,398,932.30	1,386,652.29	14,569.53	729.29	0.9896	84	0.23	0.0016
STANTON II DEBT SERVICE 2022A														
912797SC2	127459	US Treasury	12/30/2025	03/26/2026	0.000	3.617	550,000.00	545,158.57	4,647.88	0.00	0.9915	84	0.23	0.0016
912797TA5	127422	US Treasury	11/25/2025	03/24/2026	0.000	3.828	500,000.00	495,702.59	6,163.21	0.00	0.9877	82	0.22	0.0016
912797TB3	127429	US Treasury	12/09/2025	03/31/2026	0.000	3.708	500,000.00	495,339.16	5,624.89	0.00	0.9888	89	0.24	0.0017
X9X9USDADM1	126019	MORGAN STANLEY LIQ	07/27/2022	01/02/2026	3.440	3.440	27,890.26	27,890.26	0.00	809.39	1.0000	1	0.00	0.0000
					0.061	3.710	1,577,890.26	1,564,090.58	16,435.98	809.39	0.9896	83	0.23	0.0016
STANTON II DEBT SERVICE POOLED LOAN 2020-1														
N/A	125215	Goldman Sachs M-Mkt	09/28/2020	01/02/2026	3.390	3.390	1,426.72	1,426.72	0.00	4.39	1.0000	1	0.00	0.0000
					3.390	3.390	1,426.72	1,426.72	0.00	4.39	1.0000	1	0.00	0.0000
Stanton II General Reserve														
02665WEY3	127049	CORP: HONDA	12/05/2024	01/09/2026	4.950	4.421	3,000,000.00	3,071,665.08	(16,650.00)	70,950.00	1.0056	8	0.02	0.0001
037833BY5	127121	CORP: APPLE INC	02/26/2025	02/23/2026	3.250	4.240	1,000,000.00	1,010,602.34	9,520.00	11,555.56	0.9905	53	0.15	0.0010
04685A4E8	127376	CORP: ATHENE	10/23/2025	01/07/2027	4.950	4.069	2,500,000.00	2,592,757.13	(25,500.00)	59,812.50	1.0102	371	0.98	0.0161
37828XF46	127436	CP: Glencove Fdg	12/18/2025	06/04/2026	0.000	3.943	2,500,000.00	2,466,572.45	44,566.67	0.00	0.9822	154	0.42	0.0038
40139LBA0	127318	CORP: GUARDIAN	09/05/2025	11/19/2027	1.250	3.954	2,100,000.00	2,018,772.12	118,839.00	3,062.50	0.9434	687	1.86	0.0447
62479MFH1	127438	CP: MUFG Bank	12/18/2025	06/17/2026	0.000	3.917	2,500,000.00	2,463,791.51	47,638.20	0.00	0.9809	167	0.46	0.0042
62829D2B5	127380	MUTOMA	10/24/2025	12/12/2028	5.450	4.099	2,500,000.00	2,649,692.90	(98,250.00)	7,190.97	1.0393	1,076	2.76	0.0940
75888XA89	127440	CP: Regatta Funding	12/18/2025	01/08/2026	0.000	3.963	5,000,000.00	4,996,921.84	11,375.00	0.00	0.9977	7	0.02	0.0001
912797SR9	127443	US Treasury	12/23/2025	02/17/2026	0.000	3.635	2,500,000.00	2,487,638.90	13,863.89	0.00	0.9945	47	0.13	0.0008
912797TJ6	127444	US Treasury	12/23/2025	04/21/2026	0.000	3.625	2,500,000.00	2,471,347.46	29,200.45	0.00	0.9883	110	0.30	0.0023
VP4560000	124594	Principal	11/04/2019	01/02/2026	3.720	3.720	6,237,104.94	6,237,104.94	0.00	27,862.00	1.0000	1	0.00	0.0000
					2.162	3.929	32,337,104.94	32,466,866.67	134,603.21	180,433.53	0.9958	197	0.52	0.0123

Investment Report

January 1, 2026

<u>CUSIP</u>	<u>ContNo</u>	<u>Issuer</u>	<u>Purchase Date</u>	<u>Maturity Date</u>	<u>Coupon</u>	<u>Yield to Maturity</u>	<u>Current Par</u>	<u>Market Value</u>	<u>(Premium)/Discount</u>	<u>Accrued Interest</u>	<u>Original Cost</u>	<u>Days To Maturity</u>	<u>Duration</u>	<u>Convexity</u>
Stanton II O&M														
912797SS7	127464	US Treasury	12/30/2025	02/24/2026	0.000	3.630	3,000,000.00	2,982,970.01	16,613.33	0.00	0.9945	54	0.15	0.0009
N/A	125282	STANTON II SBA	11/05/2020	01/02/2026	3.960	3.960	3,921,665.64	3,921,665.64	0.00	6,975.77	1.0000	1	0.00	0.0000
VP4560000	125385	Principal	12/31/2020	01/02/2026	3.720	3.720	494,074.66	494,074.66	0.00	15,025.65	1.0000	1	0.00	0.0000
					2.342	3.810	7,415,740.30	7,398,710.31	16,613.33	22,001.42	0.9978	22	0.06	0.0004
Stanton II R&R														
02665WEY3	127052	CORP: HONDA	12/05/2024	01/09/2026	4.950	4.421	1,000,000.00	1,023,888.36	(5,550.00)	23,650.00	1.0056	8	0.02	0.0001
3134HB7E5	127407	FHLMC - Callable	11/19/2025	11/18/2027	4.050	4.050	1,000,000.00	1,004,362.50	0.00	4,837.50	1.0000	686	1.82	0.0439
62479MGH0	127366	CP: MUFG Bank	10/23/2025	07/17/2026	0.000	3.911	1,000,000.00	982,959.13	27,812.50	0.00	0.9722	197	0.54	0.0054
63873KBB2	127250	CP: NATIXIS NY	07/16/2025	02/11/2026	0.000	4.483	1,000,000.00	996,404.91	25,141.67	0.00	0.9749	41	0.11	0.0007
91282CDG3	127369	US Treasury	10/23/2025	10/31/2026	1.125	3.600	1,000,000.00	981,550.50	24,609.37	1,926.80	0.9754	303	0.83	0.0113
91282CLS8	127408	US Treasury	11/19/2025	10/31/2026	4.125	3.711	1,000,000.00	1,011,044.70	(3,894.23)	6,989.58	1.0039	303	0.82	0.0114
VP4560000	124595	Principal	11/04/2019	01/02/2026	3.720	3.720	1,209,556.88	1,209,556.88	0.00	3,179.57	1.0000	1	0.00	0.0000
					2.601	3.977	7,209,556.88	7,209,766.98	68,119.31	40,583.45	0.9906	213	0.58	0.0101
STANTON II REVENUE FUND 2020 POOLED LOAN														
N/A	125409	Goldman Sachs M-Mkt	03/29/2021	01/02/2026	3.390	3.390	17.46	17.46	0.00	0.05	1.0000	1	0.00	0.0000
					3.390	3.390	17.46	17.46	0.00	0.05	1.0000	1	0.00	0.0000
STANTON II SUBORDINATED DEBT FUND 2020														
912797SC2	127458	US Treasury	12/30/2025	03/26/2026	0.000	3.617	125,000.00	123,899.67	1,056.34	0.00	0.9915	84	0.23	0.0016
X9X9USDADM1	125145	MORGAN STANLEY LIQ	07/27/2020	01/02/2026	3.440	3.440	19,566.26	19,566.26	0.00	302.76	1.0000	1	0.00	0.0000
					0.466	3.593	144,566.26	143,465.93	1,056.34	302.76	0.9927	73	0.20	0.0014
		STN2 Pool Summary			2.153	3.899	51,538,595.58	51,622,531.99	253,437.72	249,131.75	0.9951	162	0.43	0.0093
Tri City Contingency														
3133EPSW6	127382	FFCB	10/29/2025	08/14/2026	4.500	3.640	200,000.00	204,483.00	(1,320.00)	3,425.00	1.0066	225	0.61	0.0073
VP4560000	124597	Principal	11/04/2019	01/02/2026	3.720	3.720	156,080.01	156,080.01	0.00	513.51	1.0000	1	0.00	0.0000
					4.158	3.675	356,080.01	360,563.01	(1,320.00)	3,938.51	1.0037	127	0.34	0.0041
Tri City General Reserve														
06055JNR6	127375	CORP: BANK OF AMER	10/17/2025	09/19/2030	4.150	4.182	500,000.00	522,405.53	730.00	5,879.17	0.9985	1,722	4.29	0.2131
3133EJDV8	127433	FFCB	12/10/2025	03/22/2027	3.150	3.635	500,000.00	501,981.25	3,031.50	4,331.25	0.9939	445	1.20	0.0213
3133EPSW6	127383	FFCB	10/29/2025	08/14/2026	4.500	3.640	300,000.00	306,724.50	(1,980.00)	5,137.50	1.0066	225	0.61	0.0073
37828XF46	127437	CP: Glencove Fdg	12/18/2025	06/04/2026	0.000	3.943	250,000.00	246,657.24	4,456.67	0.00	0.9822	154	0.42	0.0038
VP4560000	124598	Principal	11/04/2019	01/02/2026	3.720	3.720	346,216.68	346,216.68	0.00	1,446.27	1.0000	1	0.00	0.0000
					3.316	3.836	1,896,216.68	1,923,985.20	6,238.17	16,794.19	0.9967	627	1.60	0.0634
Tri City O&M														
62455GC36	127463	CP: Mountcliff Fund	12/30/2025	03/03/2026	0.000	4.033	500,000.00	497,330.29	3,456.25	0.00	0.9931	61	0.17	0.0011
N/A	125283	TRI CITY SBA	11/05/2020	01/02/2026	3.960	3.960	1,189,477.69	1,189,477.69	0.00	2,606.60	1.0000	1	0.00	0.0000
VP4560000	124614	Principal	11/21/2019	01/02/2026	3.720	3.720	462,573.83	462,573.83	0.00	3,089.96	1.0000	1	0.00	0.0000
					2.988	3.925	2,152,051.52	2,149,381.81	3,456.25	5,696.56	0.9984	15	0.04	0.0003

Investment Report

January 1, 2026

<u>CUSIP</u>	<u>ContNo</u>	<u>Issuer</u>	<u>Purchase Date</u>	<u>Maturity Date</u>	<u>Coupon</u>	<u>Yield to Maturity</u>	<u>Current Par</u>	<u>Market Value</u>	<u>(Premium)/Discount</u>	<u>Accrued Interest</u>	<u>Original Cost</u>	<u>Days To Maturity</u>	<u>Duration</u>	<u>Convexity</u>
Tri City R&R														
04685A4E8	127370	CORP: ATHENE	10/23/2025	01/07/2027	4.950	4.069	300,000.00	311,130.86	(3,060.00)	7,177.50	1.0102	371	0.98	0.0161
29446Q2A0	127432	CORP: EQH	12/10/2025	06/09/2028	4.650	4.208	250,000.00	257,796.40	(2,592.50)	710.42	1.0104	890	2.33	0.0686
3133EPSW6	127381	FFCB	10/29/2025	08/14/2026	4.500	3.640	300,000.00	306,724.50	(1,980.00)	5,137.50	1.0066	225	0.61	0.0073
3133ET2K2	127434	FFCB - Callable	12/10/2025	12/01/2027	3.720	3.746	250,000.00	250,551.25	125.00	775.00	0.9995	699	1.86	0.0455
46221WAP0	127320	CP: IONIC CAPL	09/17/2025	01/23/2026	0.000	4.312	250,000.00	249,516.93	3,724.44	0.00	0.9851	22	0.06	0.0003
53948BF53	127378	CP: LLOYDS BANK	10/23/2025	06/05/2026	0.000	3.947	300,000.00	295,963.00	7,125.00	0.00	0.9763	155	0.42	0.0038
62479MGH0	127368	CP: MUFG Bank	10/23/2025	07/17/2026	0.000	3.911	300,000.00	294,887.74	8,343.75	0.00	0.9722	197	0.54	0.0054
VP4560000	124578	Principal	11/04/2019	01/02/2026	3.720	3.720	376,239.72	376,239.72	0.00	1,557.28	1.0000	1	0.00	0.0000
					2.720	3.927	2,326,239.72	2,342,810.40	11,685.69	15,357.70	0.9950	296	0.79	0.0165
		TRI Pool Summary			3.050	3.888	6,730,587.93	6,776,740.42	20,060.11	41,786.96	0.9970	290	0.75	0.0239
FMPA AS AGENT FOR UTILITIES COMMISSION NEW SMYRNA BEACH														
0347M3CK8	127441	CP: Anglesea Funding	12/19/2025	03/19/2026	0.000	3.910	3,200,000.00	3,178,462.38	30,560.00	0.00	0.9905	77	0.21	0.0015
N/A	125737	UCNSB SBA	12/20/2021	01/02/2026	3.960	3.960	5,581,597.56	5,581,597.56	0.00	19,783.90	1.0000	1	0.00	0.0000
VP4560000	125725	Principal	12/20/2021	01/02/2026	3.720	3.720	2,586,744.96	2,586,744.96	0.00	13,436.41	1.0000	1	0.00	0.0000
					2.791	3.891	11,368,342.52	11,346,804.90	30,560.00	33,220.31	0.9973	22	0.06	0.0004
		UCNS Pool Summary			2.791	3.891	11,368,342.52	11,346,804.90	30,560.00	33,220.31	0.9973	22	0.06	0.0004
		Open Investments			3.157	4.065	573,812,519.99	580,503,834.29	1,829,788.23	3,775,685.69	0.9935	321	0.82	0.0289