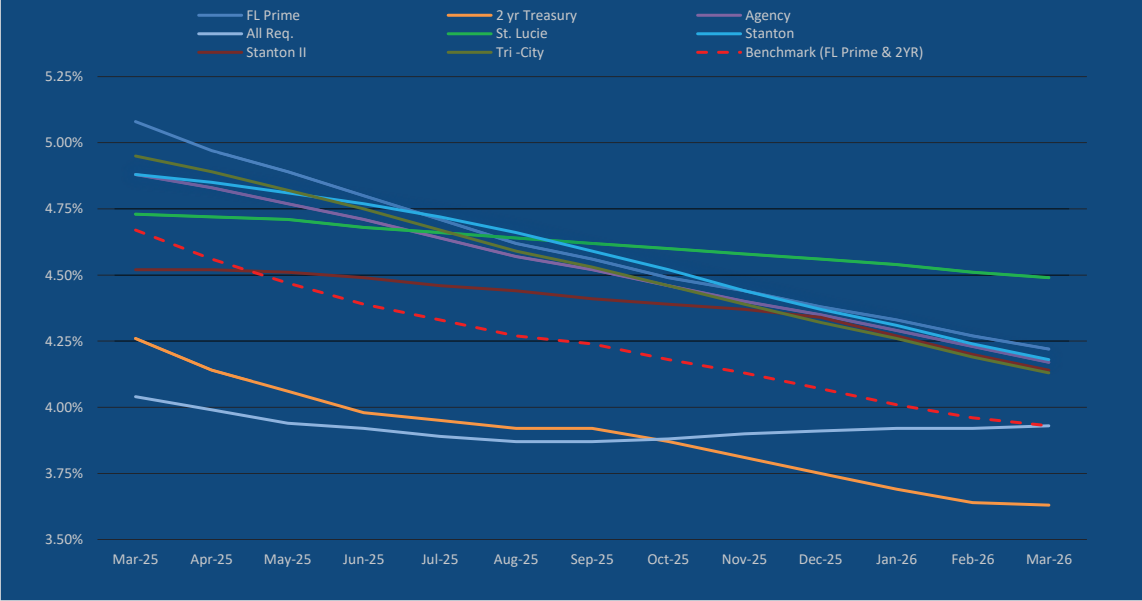
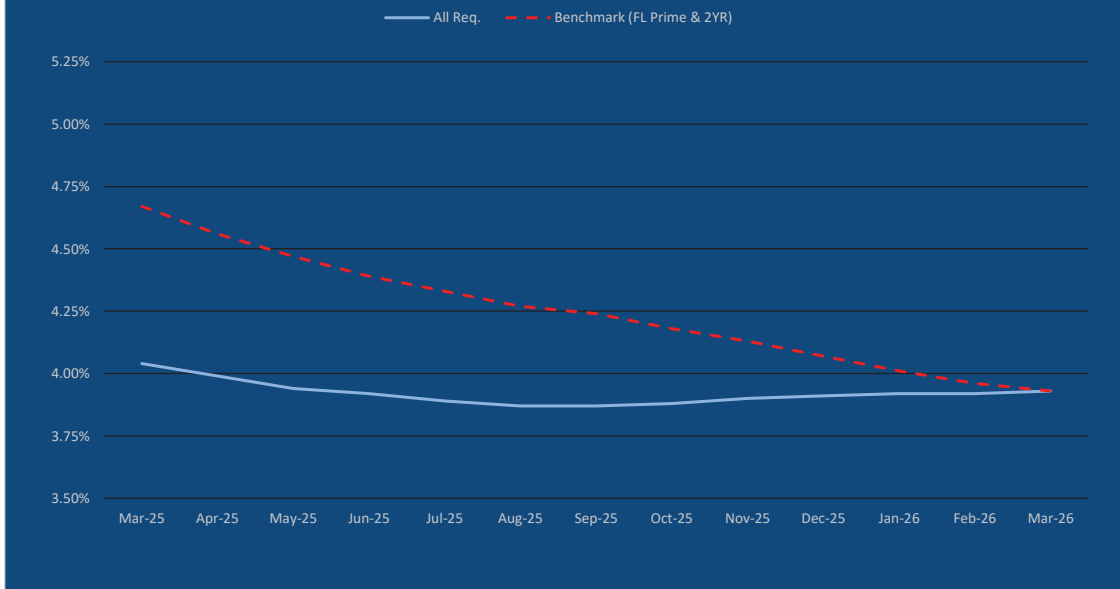


### FMPA BOD Projects Rolling 12 Month Weighted Average Yield vs. Florida Prime and 2 YR Treasury (Mar 2025 - Mar 2026)



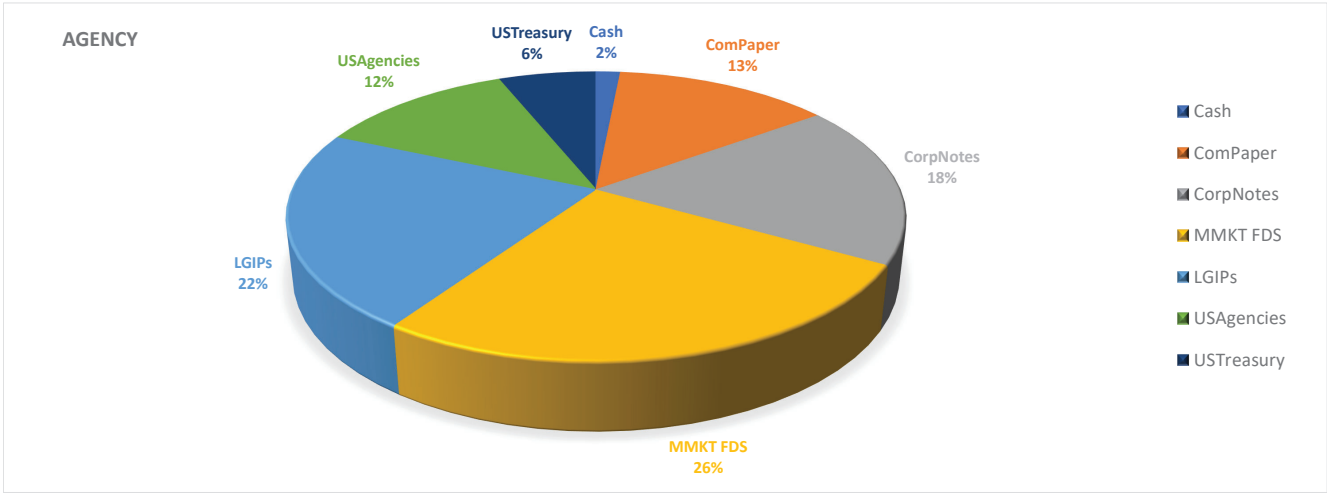
Rolling 12 month average	FL Prime	2 yr Treasury	Benchmark	Agency	All Req.	St. Lucie	Stanton	Stanton II	Tri -City
3/31/2025	5.08%	4.26%	4.67%	4.88%	4.04%	4.73%	4.88%	4.52%	4.95%
4/30/2025	4.97%	4.14%	4.56%	4.83%	3.99%	4.72%	4.85%	4.52%	4.89%
5/31/2025	4.89%	4.06%	4.47%	4.77%	3.94%	4.71%	4.81%	4.51%	4.82%
6/30/2025	4.80%	3.98%	4.39%	4.71%	3.92%	4.68%	4.77%	4.49%	4.75%
7/31/2025	4.71%	3.95%	4.33%	4.64%	3.89%	4.66%	4.72%	4.46%	4.67%
8/31/2025	4.62%	3.92%	4.27%	4.57%	3.87%	4.64%	4.66%	4.44%	4.59%
9/30/2025	4.56%	3.92%	4.24%	4.52%	3.87%	4.62%	4.59%	4.41%	4.53%
10/31/2025	4.49%	3.87%	4.18%	4.46%	3.88%	4.60%	4.52%	4.39%	4.46%
11/30/2025	4.44%	3.81%	4.13%	4.40%	3.90%	4.58%	4.44%	4.37%	4.39%
12/31/2025	4.38%	3.75%	4.07%	4.35%	3.91%	4.56%	4.37%	4.34%	4.32%
1/31/2026	4.33%	3.69%	4.01%	4.29%	3.92%	4.54%	4.31%	4.27%	4.26%
2/28/2026	4.27%	3.64%	3.96%	4.23%	3.92%	4.51%	4.24%	4.20%	4.19%
3/31/2026	4.22%	3.63%	3.93%	4.17%	3.93%	4.49%	4.18%	4.14%	4.13%

### FMPA All-Requirements Rolling 12 Month Weighted Average Yield vs. Florida Prime and 2 Year Treasury (Mar 2025 - Mar 2026)

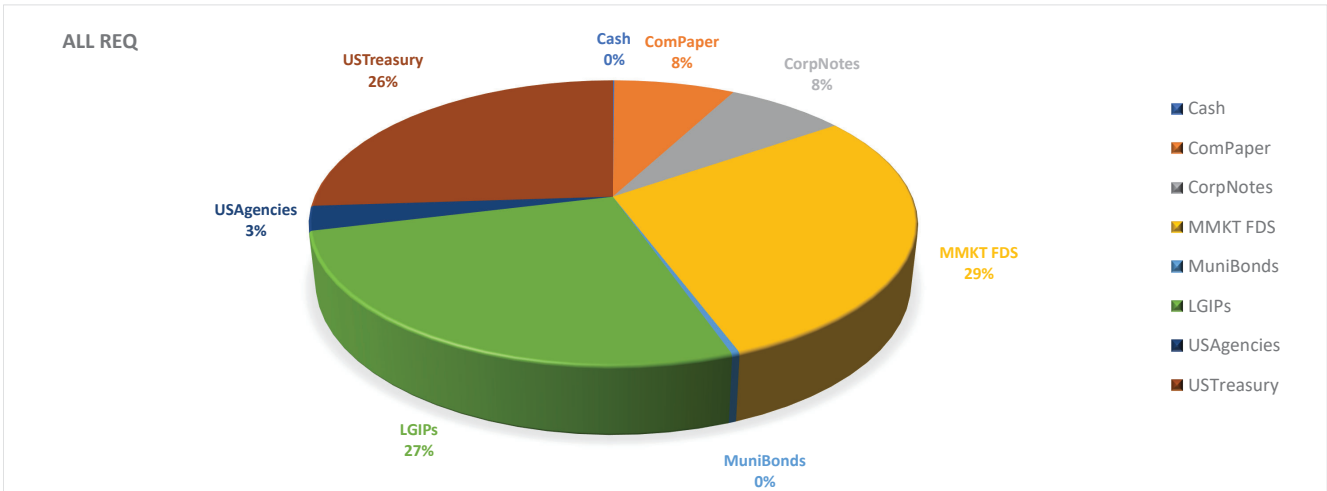


# FMPA\_MonthlyDiversification\_March 2026

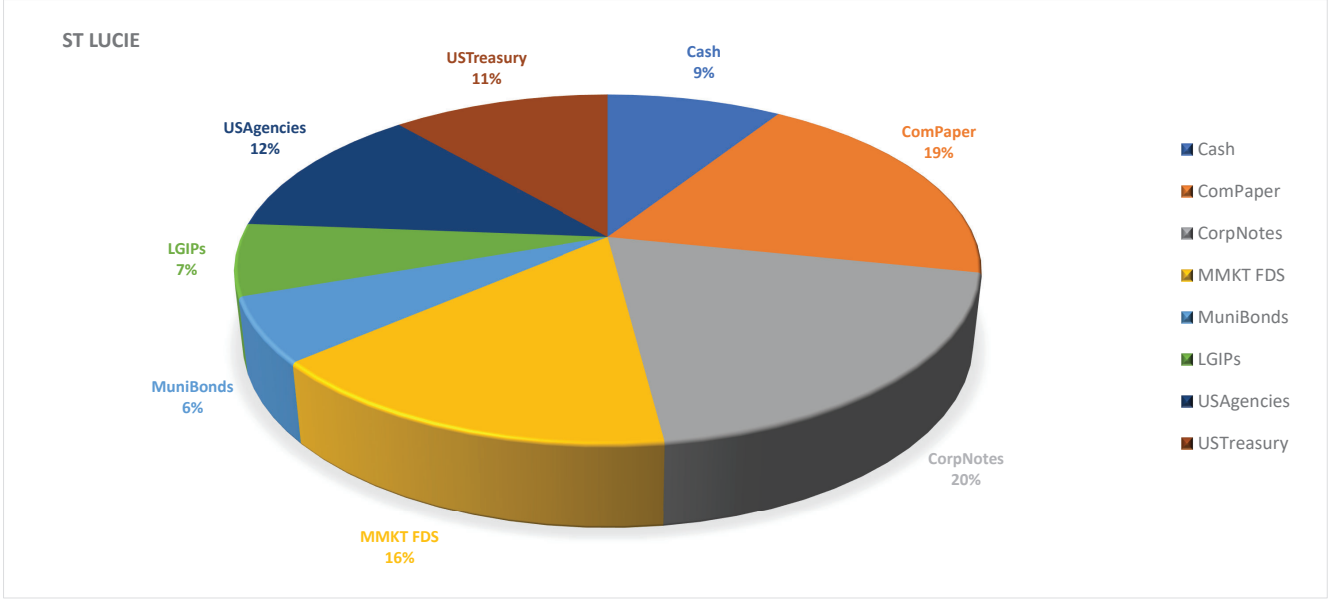
AGENCY								
	Cash	ComPaper	CorpNotes	MMKT FDS	LGIPs	USAgencies	USTreasury	Grand Total
AGN	250,000.00	-	-	-	-	-	-	250,000.00
AGN-DS23	-	-	-	544,044.98	-	-	-	544,044.98
AGN-O&M	-	1,956,975.38	2,992,952.88	3,301,191.47	3,617,347.30	2,018,402.36	1,003,321.87	14,890,191.26
AGN-R&R	-	249,429.27	-	474,877.76	-	-	-	724,307.03
AGN-REV23	-	-	-	1,756.53	-	-	-	1,756.53
<b>Totals</b>	<b>250,000.00</b>	<b>2,206,404.65</b>	<b>2,992,952.88</b>	<b>4,321,870.74</b>	<b>3,617,347.30</b>	<b>2,018,402.36</b>	<b>1,003,321.87</b>	<b>16,410,299.80</b>
% OF TOTAL	2%	13%	18%	26%	22%	12%	6%	100%



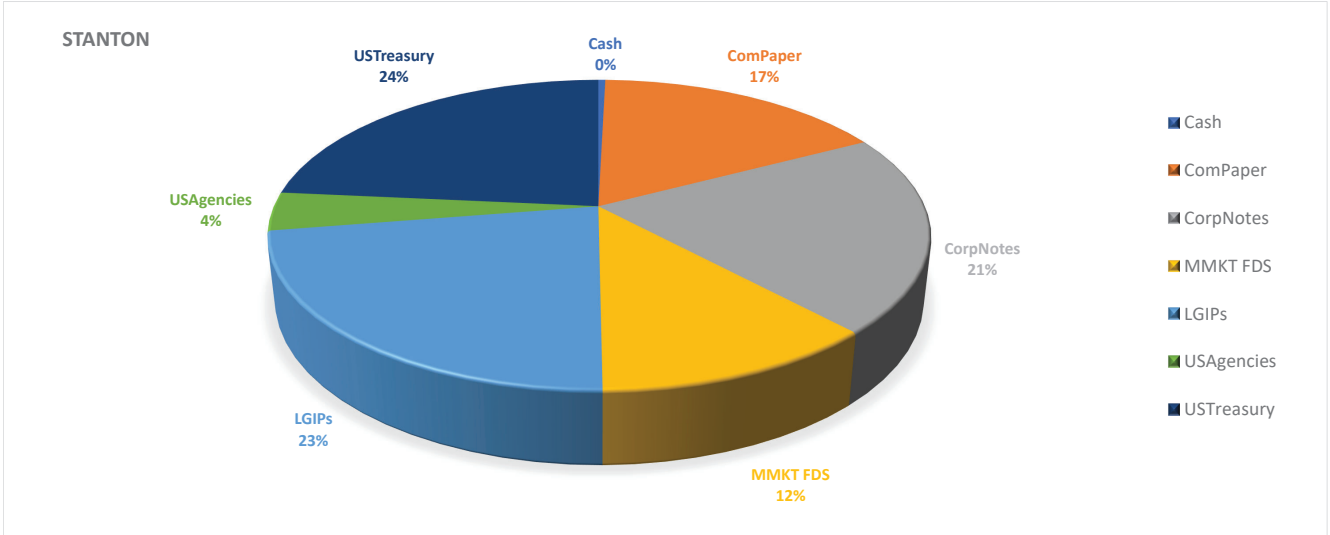
ALL REQ									
	Cash	ComPaper	CorpNotes	MMKT FDS	MuniBonds	LGIPs	USAgencies	USTreasury	Grand Total
ARP	250,000.00	-	-	-	-	-	-	-	250,000.00
ARP-2019A	-	-	-	3,413,324.73	-	-	-	2,996,940.33	6,410,265.06
ARP-21A DS	-	-	-	555,368.81	-	-	-	-	555,368.81
ARP-21B DS	-	-	-	10,539,473.85	-	-	-	40,826,956.01	51,366,429.86
ARP-21BSUB	-	-	-	2,960,902.74	-	13,970,321.65	-	-	16,931,224.39
ARP-25A DS	-	-	-	7,364,398.56	-	-	-	1,997,960.22	9,362,358.78
ARP-CON25A	-	-	-	9,027,516.77	-	20,492,262.23	-	-	29,519,779.00
ARP-CONT	-	-	510,114.45	1,060,676.69	-	-	-	-	1,570,791.14
ARP-DS16A	-	-	-	6,843,169.93	-	-	-	8,241,585.90	15,084,755.83
ARP-DS17A	-	-	-	4,116,527.42	-	-	-	8,491,330.92	12,607,858.34
ARP-DS18A	-	-	-	1,067,617.33	-	-	-	-	1,067,617.33
ARP-GEN	-	2,957,482.24	3,543,791.41	1,813,234.21	976,012.50	-	-	2,038,666.46	11,329,186.82
ARP-O&M	-	14,925,834.70	8,185,392.65	24,377,273.16	-	37,485,165.06	3,011,121.67	-	87,984,787.24
ARP-PRO25A	-	-	-	1.00	-	-	-	-	1.00
ARP-PRO25B	-	-	-	1.00	-	-	-	-	1.00
ARP-R&R	-	2,970,426.54	8,285,267.99	5,455,548.26	-	-	4,531,182.78	6,110,992.42	27,353,417.99
ARP-SUBDBT	-	-	-	2.91	-	-	-	-	2.91
<b>Totals</b>	<b>250,000.00</b>	<b>20,853,743.48</b>	<b>20,524,566.50</b>	<b>78,595,037.37</b>	<b>976,012.50</b>	<b>71,947,748.94</b>	<b>7,542,304.45</b>	<b>70,704,432.26</b>	<b>271,393,845.50</b>
% OF TOTAL	0%	8%	8%	29%	0%	27%	3%	26%	100%



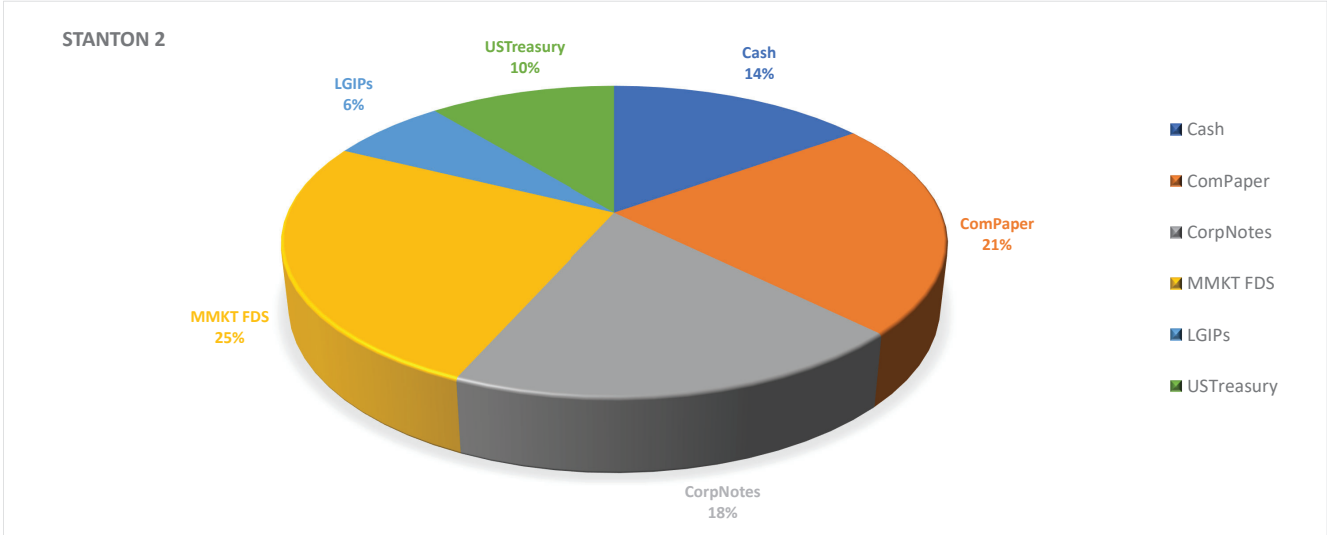
ST LUCIE									
	Cash	ComPaper	CorpNotes	MMKT FDS	MuniBonds	LGIPs	USAgencies	USTreasury	Grand Total
SL	100,000.00	-	-	-	-	-	-	-	100,000.00
STL NFS	-	1,996,310.60	-	2,466,207.17	-	-	-	-	4,462,517.77
STL-CONT	-	975,448.46	-	697,037.89	489,849.17	-	-	504,384.42	2,666,719.94
STL-DS13A	-	-	-	780,017.82	-	-	-	-	780,017.82
STL-DS21A	-	-	-	920,482.15	-	-	-	-	920,482.15
STL-DS21B	-	-	-	3,392,071.53	-	-	-	-	3,392,071.53
STL-GEN	7,544,141.03	5,463,210.79	14,234,867.98	1,238,598.11	3,524,661.50	-	7,535,742.57	6,026,303.26	45,567,525.24
STL-O&M	-	1,991,063.58	1,448,579.77	3,547,476.53	-	5,623,241.39	1,003,707.22	-	13,614,068.49
STL-R&R	-	5,913,064.82	965,719.85	189,848.32	1,032,360.00	-	1,983,049.17	3,021,449.81	13,105,491.97
<b>Totals</b>	<b>7,644,141.03</b>	<b>16,339,098.25</b>	<b>16,649,167.60</b>	<b>13,231,739.52</b>	<b>5,046,870.67</b>	<b>5,623,241.39</b>	<b>10,522,498.96</b>	<b>9,552,137.49</b>	<b>84,608,894.91</b>
% OF TOTAL	9%	19%	20%	16%	6%	7%	12%	11%	100%



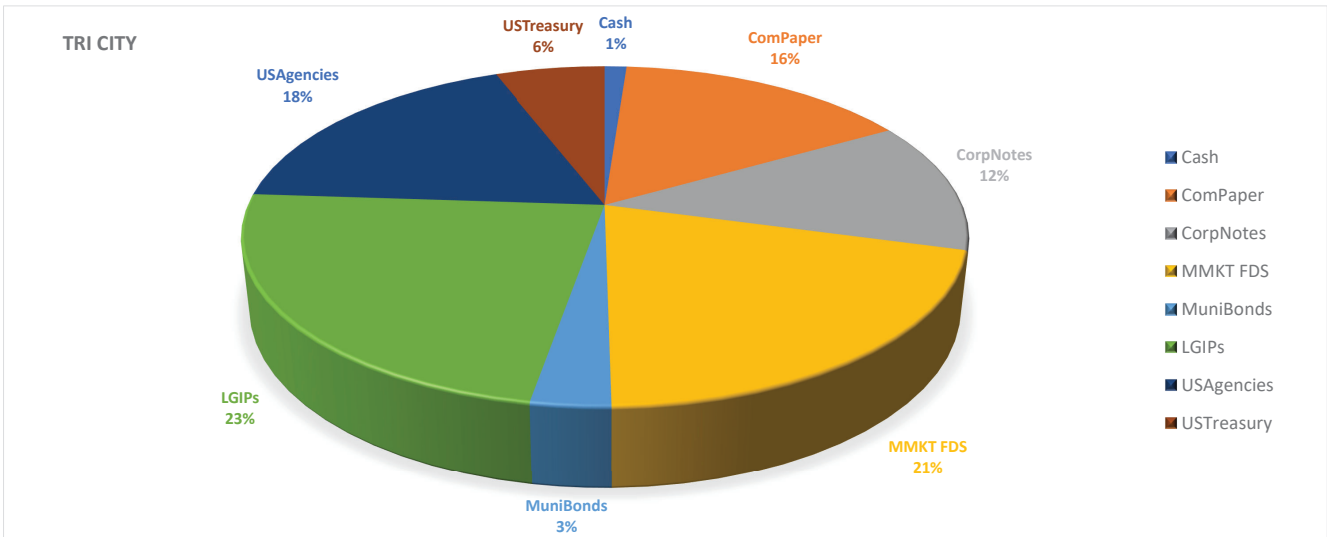
STANTON								
Row Labels	Cash	ComPaper	CorpNotes	MMKT FDS	LGIPs	USAgencies	USTreasury	Grand Total
STN	100,000.00	-	-	-	-	-	-	100,000.00
STN-CONT	-	487,305.90	510,324.21	261,847.15	-	-	-	1,259,477.26
STN-GEN	-	2,225,611.48	3,358,439.53	1,242,074.59	-	-	5,074,160.78	11,900,286.38
STN-O&M	-	986,500.25	-	567,387.22	5,620,375.03	495,286.08	-	7,669,548.58
STN-R&R	-	495,335.64	1,285,395.31	847,958.73	-	499,947.71	762,218.77	3,890,856.16
<b>Totals</b>	<b>100,000.00</b>	<b>4,194,753.27</b>	<b>5,154,159.05</b>	<b>2,919,267.69</b>	<b>5,620,375.03</b>	<b>995,233.79</b>	<b>5,836,379.55</b>	<b>24,820,168.38</b>
% OF TOTAL	0%	17%	21%	12%	23%	4%	24%	100%



STANTON 2								
Row Labels	Cash	ComPaper	CorpNotes	MMKT FDS	LGIPs	USAgencies	USTreasury	Grand Total
STN2	100,000.00	-	-	-	-	-	-	100,000.00
STN2-CONT	-	-	-	229,440.24	-	-	1,016,291.69	1,245,731.93
STN2-DS17A	-	-	-	435,099.00	-	-	-	435,099.00
STN2-DS17B	-	-	-	2,785,593.46	-	-	-	2,785,593.46
STN2-DS20	-	-	-	287,517.15	-	-	-	287,517.15
STN2-DS22A	-	-	-	3,141,917.61	-	-	-	3,141,917.61
STN2-GEN	7,544,141.03	9,395,235.62	9,746,561.55	1,795,807.90	-	2,512,302.78	2,494,902.11	33,488,950.99
STN2-O&M	-	-	-	1,284,250.32	3,447,103.55	-	-	4,731,353.87
STN2-R&R	-	1,971,254.59	-	3,114,901.09	-	-	2,009,036.01	7,095,191.69
STN2-REV20	-	-	-	3,067.61	-	-	-	3,067.61
STN2-SUBDT	-	-	-	-	-	-	-	-
<b>Totals</b>	<b>7,644,141.03</b>	<b>11,366,490.21</b>	<b>9,746,561.55</b>	<b>13,077,594.38</b>	<b>3,447,103.55</b>	<b>2,512,302.78</b>	<b>5,520,229.81</b>	<b>53,314,423.31</b>
% OF TOTAL	14%	21%	18%	25%	6%	5%	10%	100%



TRI CITY										
Row Labels	Cash	ComPaper	CorpNotes	MMKT FDS	MuniBonds	LGIPs	USAgencies	USTreasury	Grand Total	
TC	100,000.00	-	-	-	-	-	-	-	100,000.00	
TRI-CONT	-	-	-	161,996.84	-	-	201,705.00	-	363,701.84	
TRI-GEN	-	248,599.80	510,114.45	126,971.05	-	-	799,963.75	248,426.39	1,934,075.44	
TRI-O&M	-	495,508.45	-	1,274,317.45	-	2,004,140.31	-	-	3,773,966.21	
TRI-R&R	-	595,495.05	564,551.56	199,823.46	258,090.00	-	554,441.25	254,072.92	2,426,474.24	
<b>Totals</b>	<b>100,000.00</b>	<b>1,339,603.30</b>	<b>1,074,666.01</b>	<b>1,763,108.80</b>	<b>258,090.00</b>	<b>2,004,140.31</b>	<b>1,556,110.00</b>	<b>502,499.31</b>	<b>8,598,217.73</b>	
% OF TOTAL	1%	16%	12%	21%	3%	23%	18%	6%	100%	



# Investment Report

April 1, 2026

CUSIP	ContNo	Issuer	Purchase Date	Maturity Date	Coupon	Yield to Maturity	Current Par	Market Value	(Premium)/Discount	Accrued Interest	Original Cost	Days To Maturity	Duration	Convexity
<b>AGENCY RENEWAL &amp; REPLACEMENT</b>														
46221WDT9	127484	CP: IONIC CAPL	01/26/2026	04/27/2026	0.000	3.931	250,000.00	249,429.27	2,426.67	0.00	0.9903	26	0.07	0.0004
VP4560000	127237	Principal	06/25/2025	04/01/2026	3.595	3.595	474,877.76	474,877.76	0.00	1,292.45	1.0000	0	0.00	0.0000
					<b>2.355</b>	<b>3.711</b>	<b>724,877.76</b>	<b>724,307.03</b>	<b>2,426.67</b>	<b>1,292.45</b>	<b>0.9967</b>	<b>9</b>	<b>0.03</b>	<b>0.0001</b>
<b>Agency O&amp;M</b>														
3130AWTR1	127349	FHLB	10/15/2025	09/08/2028	4.375	3.511	1,000,000.00	1,014,695.14	(23,570.00)	2,795.14	1.0236	891	2.34	0.0687
3133ETUC9	127312	FFCB - Callable	09/05/2025	08/21/2028	4.070	4.069	1,000,000.00	1,003,707.22	0.00	4,522.22	1.0000	873	2.29	0.0664
40139LBA0	127316	CORP: GUARDIAN	09/05/2025	11/19/2027	1.250	3.954	1,000,000.00	965,719.85	56,590.00	4,583.33	0.9434	597	1.62	0.0351
46850CKN6	127501	CP: JACKSON NTL	01/29/2026	10/22/2026	0.000	3.900	1,000,000.00	982,363.57	27,634.44	0.00	0.9724	204	0.56	0.0057
57629W6F2	127129	CORP: MASSMUTUAL	03/17/2025	04/10/2026	4.500	4.230	1,000,000.00	1,021,564.76	(2,750.00)	21,375.00	1.0028	9	0.02	0.0001
693475AT2	127350	CORP: PNC	10/15/2025	05/19/2027	3.150	3.872	1,000,000.00	1,005,668.27	11,080.00	11,550.00	0.9889	413	1.11	0.0189
74625UNN9	127517	CP: Pure Grove	01/30/2026	01/22/2027	0.000	3.872	1,000,000.00	974,611.81	36,493.33	0.00	0.9635	296	0.81	0.0103
91282CLH2	127133	US Treasury	03/17/2025	08/31/2026	3.750	4.045	1,000,000.00	1,003,321.87	4,140.62	3,260.87	0.9959	152	0.42	0.0038
N/A	125278	AGENCY SBA	11/05/2020	04/01/2026	3.860	3.860	3,617,347.30	3,617,347.30	0.00	387.86	1.0000	0	0.00	0.0000
VP4560000	124711	Principal	11/26/2019	04/01/2026	3.595	3.595	3,301,191.47	3,301,191.47	0.00	7,304.86	1.0000	0	0.00	0.0000
					<b>3.145</b>	<b>3.840</b>	<b>14,918,538.77</b>	<b>14,890,191.26</b>	<b>109,618.39</b>	<b>55,779.28</b>	<b>0.9927</b>	<b>230</b>	<b>0.62</b>	<b>0.0140</b>
<b>AGENCY PLOAN DEBT SVC 2023</b>														
N/A	126765	Goldman Sachs M-Mkt	01/25/2024	04/01/2026	3.405	3.405	544,044.98	544,044.98	0.00	616.86	1.0000	0	0.00	0.0000
					<b>3.405</b>	<b>3.405</b>	<b>544,044.98</b>	<b>544,044.98</b>	<b>0.00</b>	<b>616.86</b>	<b>1.0000</b>	<b>0</b>	<b>0.00</b>	<b>0.0000</b>
<b>AGENCY PLOAN REV EXP 2023</b>														
N/A	127506	Goldman Sachs M-Mkt	01/08/2026	04/01/2026	3.405	3.405	1,756.53	1,756.53	0.00	1.17	1.0000	0	0.00	0.0000
					<b>3.405</b>	<b>3.405</b>	<b>1,756.53</b>	<b>1,756.53</b>	<b>0.00</b>	<b>1.17</b>	<b>1.0000</b>	<b>0</b>	<b>0.00</b>	<b>0.0000</b>
		<b>AGN Pool Summary</b>			<b>3.119</b>	<b>3.819</b>	<b>16,189,218.04</b>	<b>16,160,299.80</b>	<b>112,045.06</b>	<b>57,689.76</b>	<b>0.9931</b>	<b>213</b>	<b>0.57</b>	<b>0.0129</b>
<b>ALL REQUIREMENTS 2021B SUBORDINATE BOND PROCEED</b>														
N/A	125431	Goldman Sachs M-Mkt	04/15/2021	04/01/2026	3.405	3.405	2,960,902.74	2,960,902.74	0.00	5,997.59	1.0000	0	0.00	0.0000
N/A	125476	ARP 21B SUB SBA	04/30/2021	04/01/2026	3.860	3.860	13,970,321.65	13,970,321.65	0.00	47,485.51	1.0000	0	0.00	0.0000
					<b>3.780</b>	<b>3.780</b>	<b>16,931,224.39</b>	<b>16,931,224.39</b>	<b>0.00</b>	<b>53,483.10</b>	<b>1.0000</b>	<b>0</b>	<b>0.00</b>	<b>0.0000</b>
<b>ALL REQUIREMENTS 2025A CONSTRUCTION</b>														
N/A	127300	Goldman Sachs M-Mkt	08/04/2025	04/01/2026	3.405	3.405	9,027,516.77	9,027,516.77	0.00	27,962.93	1.0000	0	0.00	0.0000
N/A	127319	ARP 25A FI Palm	09/05/2025	04/01/2026	3.740	3.740	20,492,262.23	20,492,262.23	0.00	128,456.11	1.0000	0	0.00	0.0000
					<b>3.637</b>	<b>3.637</b>	<b>29,519,779.00</b>	<b>29,519,779.00</b>	<b>0.00</b>	<b>156,419.04</b>	<b>1.0000</b>	<b>0</b>	<b>0.00</b>	<b>0.0000</b>
<b>ALL REQUIREMENTS CONTINGENCY</b>														
06055JNR6	127372	CORP: BANK OF AMER	10/17/2025	09/19/2030	4.150	4.182	500,000.00	510,114.45	730.00	691.67	0.9985	1,632	4.12	0.1964
VP4560000	124582	Principal	11/04/2019	04/01/2026	3.595	3.595	1,060,676.69	1,060,676.69	0.00	3,274.44	1.0000	0	0.00	0.0000
					<b>3.773</b>	<b>3.783</b>	<b>1,560,676.69</b>	<b>1,570,791.14</b>	<b>730.00</b>	<b>3,966.11</b>	<b>0.9995</b>	<b>523</b>	<b>1.32</b>	<b>0.0629</b>

# Investment Report

April 1, 2026

<u>CUSIP</u>	<u>ContNo</u>	<u>Issuer</u>	<u>Purchase Date</u>	<u>Maturity Date</u>	<u>Coupon</u>	<u>Yield to Maturity</u>	<u>Current Par</u>	<u>Market Value</u>	<u>(Premium)/Discount</u>	<u>Accrued Interest</u>	<u>Original Cost</u>	<u>Days To Maturity</u>	<u>Duration</u>	<u>Convexity</u>
<b>ALL REQUIREMENTS DEBT SERVICE 2016A</b>														
91282CLP4	127572	US Treasury	03/27/2026	09/30/2026	3.500	3.756	8,250,000.00	8,241,585.90	10,634.76	788.93	0.9987	182	0.50	0.0049
N/A	118861	Goldman Sachs M-Mkt	05/12/2016	04/01/2026	3.405	3.405	6,843,169.93	6,843,169.93	0.00	4,148.24	1.0000	0	0.00	0.0000
					<b>3.457</b>	<b>3.597</b>	<b>15,093,169.93</b>	<b>15,084,755.83</b>	<b>10,634.76</b>	<b>4,937.17</b>	<b>0.9993</b>	<b>99</b>	<b>0.27</b>	<b>0.0027</b>
<b>ALL REQUIREMENTS DEBT SERVICE 2017A</b>														
91282CLP4	127573	US Treasury	03/27/2026	09/30/2026	3.500	3.756	8,500,000.00	8,491,330.92	10,957.04	812.84	0.9987	182	0.50	0.0049
N/A	120615	Goldman Sachs M-Mkt	06/30/2017	04/01/2026	3.405	3.405	4,116,527.42	4,116,527.42	0.00	2,698.12	1.0000	0	0.00	0.0000
					<b>3.469</b>	<b>3.642</b>	<b>12,616,527.42</b>	<b>12,607,858.34</b>	<b>10,957.04</b>	<b>3,510.96</b>	<b>0.9991</b>	<b>123</b>	<b>0.34</b>	<b>0.0033</b>
<b>ALL REQUIREMENTS DEBT SERVICE 2018A</b>														
N/A	122318	Goldman Sachs M-Mkt	07/26/2018	04/01/2026	3.405	3.405	1,067,617.33	1,067,617.33	0.00	558.67	1.0000	0	0.00	0.0000
					<b>3.405</b>	<b>3.405</b>	<b>1,067,617.33</b>	<b>1,067,617.33</b>	<b>0.00</b>	<b>558.67</b>	<b>1.0000</b>	<b>0</b>	<b>0.00</b>	<b>0.0000</b>
<b>ALL REQUIREMENTS DEBT SERVICE 2019A</b>														
91282CLP4	127569	US Treasury	03/27/2026	09/30/2026	3.500	3.756	3,000,000.00	2,996,940.33	3,867.18	286.89	0.9987	182	0.50	0.0049
N/A	124837	Goldman Sachs M-Mkt	11/25/2019	04/01/2026	3.405	3.405	3,413,324.73	3,413,324.73	0.00	2,001.11	1.0000	0	0.00	0.0000
					<b>3.449</b>	<b>3.569</b>	<b>6,413,324.73</b>	<b>6,410,265.06</b>	<b>3,867.18</b>	<b>2,288.00</b>	<b>0.9994</b>	<b>85</b>	<b>0.23</b>	<b>0.0023</b>
<b>ALL REQUIREMENTS DEBT SERVICE 2021A</b>														
N/A	125470	Goldman Sachs M-Mkt	04/30/2021	04/01/2026	3.405	3.405	555,368.81	555,368.81	0.00	226.14	1.0000	0	0.00	0.0000
					<b>3.405</b>	<b>3.405</b>	<b>555,368.81</b>	<b>555,368.81</b>	<b>0.00</b>	<b>226.14</b>	<b>1.0000</b>	<b>0</b>	<b>0.00</b>	<b>0.0000</b>
<b>ALL REQUIREMENTS DEBT SERVICE 2021B</b>														
912797RS8	127490	US Treasury	01/27/2026	09/03/2026	0.000	3.546	9,000,000.00	8,859,592.53	187,518.78	0.00	0.9792	155	0.42	0.0038
91282CLP4	127571	US Treasury	03/27/2026	09/30/2026	3.500	3.756	32,000,000.00	31,967,363.48	41,250.00	3,060.11	0.9987	182	0.50	0.0049
N/A	125477	Goldman Sachs M-Mkt	05/04/2021	04/01/2026	3.405	3.405	10,539,473.85	10,539,473.85	0.00	5,634.07	1.0000	0	0.00	0.0000
					<b>2.869</b>	<b>3.648</b>	<b>51,539,473.85</b>	<b>51,366,429.86</b>	<b>228,768.78</b>	<b>8,694.18</b>	<b>0.9956</b>	<b>140</b>	<b>0.38</b>	<b>0.0037</b>
<b>ALL REQUIREMENTS DEBT SERVICE 2025A</b>														
91282CLP4	127570	US Treasury	03/27/2026	09/30/2026	3.500	3.756	2,000,000.00	1,997,960.22	2,578.13	191.26	0.9987	182	0.50	0.0049
N/A	127324	Goldman Sachs M-Mkt	08/25/2025	04/01/2026	3.405	3.405	7,364,398.56	7,364,398.56	0.00	4,078.95	1.0000	0	0.00	0.0000
					<b>3.425</b>	<b>3.480</b>	<b>9,364,398.56</b>	<b>9,362,358.78</b>	<b>2,578.13</b>	<b>4,270.21</b>	<b>0.9997</b>	<b>39</b>	<b>0.11</b>	<b>0.0011</b>
<b>ALL REQUIREMENTS GENERAL RESERVE</b>														
04685A2R1	127347	CORP: ATHENE	10/10/2025	11/19/2030	2.550	4.569	1,000,000.00	961,326.38	91,090.00	9,350.00	0.9089	1,693	4.35	0.2165
06055JNR6	127326	CORP: BANK OF AMER	09/19/2025	09/19/2030	4.150	4.150	500,000.00	510,114.45	0.00	691.67	1.0000	1,632	4.12	0.1964
06741EGD6	127471	CP: BARCCP	01/13/2026	07/13/2026	0.000	3.875	2,000,000.00	1,982,033.78	37,708.34	0.00	0.9811	103	0.28	0.0021
341271AE4	127001	MUNI: FLORIDA SBA	10/16/2024	07/01/2027	1.705	4.440	1,000,000.00	976,012.50	69,090.00	4,262.50	0.9309	456	1.24	0.0220
46849LVA6	127412	CORP: JXN	11/20/2025	07/02/2027	5.550	4.180	2,000,000.00	2,072,350.58	(42,300.00)	27,441.67	1.0212	457	1.21	0.0222
46850CNC7	127473	CP: JACKSON NTL	01/13/2026	01/12/2027	0.000	3.941	1,000,000.00	975,448.46	37,815.56	0.00	0.9622	286	0.78	0.0097
91282CJK8	127071	US Treasury	12/20/2024	11/15/2026	4.625	4.312	1,500,000.00	1,534,282.04	(8,400.24)	26,401.04	0.0431	228	0.62	0.0075
91282CPC9	127357	US Treasury	10/20/2025	10/15/2028	3.500	3.461	500,000.00	504,384.42	(545.00)	8,076.92	1.0011	928	2.42	0.0738
VP4560000	124710	Principal	11/25/2019	04/01/2026	3.595	3.595	1,813,234.21	1,813,234.21	0.00	5,787.17	1.0000	0	0.00	0.0000
					<b>2.885</b>	<b>4.053</b>	<b>11,313,234.21</b>	<b>11,329,186.82</b>	<b>184,458.66</b>	<b>82,010.97</b>	<b>0.8561</b>	<b>458</b>	<b>1.20</b>	<b>0.0392</b>

# Investment Report

April 1, 2026

CUSIP	ContNo	Issuer	Purchase Date	Maturity Date	Coupon	Yield to Maturity	Current Par	Market Value	(Premium)/Discount	Accrued Interest	Original Cost	Days To Maturity	Duration	Convexity
<b>ALL REQUIREMENTS O&amp;M</b>														
06741EEM8	127411	CP: BARCCP	11/19/2025	05/21/2026	0.000	4.097	5,000,000.00	4,978,095.09	100,650.00	0.00	0.9799	50	0.14	0.0008
3133ETUC9	127313	FFCB - Callable	09/05/2025	08/21/2028	4.070	4.069	3,000,000.00	3,011,121.67	0.00	13,566.67	1.0000	873	2.29	0.0664
57629W6F2	127132	CORP: MASSMUTUAL	03/17/2025	04/10/2026	4.500	4.230	3,000,000.00	3,064,694.29	(8,250.00)	64,125.00	1.0028	9	0.02	0.0001
58989V2J2	127568	CORP: METLIFE	03/27/2026	10/01/2027	4.000	4.329	5,000,000.00	5,120,698.36	23,850.00	100,000.00	0.9952	548	1.44	0.0302
62455GD27	127503	CP: Mountcliff Fund	01/29/2026	04/02/2026	0.000	3.879	5,000,000.00	4,999,560.01	33,250.00	0.00	0.9934	1	0.00	0.0000
62455GGV0	127502	CP: Mountcliff Fund	01/29/2026	07/29/2026	0.000	3.907	5,000,000.00	4,948,179.60	95,025.00	0.00	0.9810	119	0.33	0.0026
N/A	125279	All Req. SBA	11/05/2020	04/01/2026	3.860	3.860	37,485,165.06	37,485,165.06	0.00	4,019.24	1.0000	0	0.00	0.0000
VP4560000	124611	Principal	11/21/2019	04/01/2026	3.595	3.595	24,377,273.16	24,377,273.16	0.00	116,613.84	1.0000	0	0.00	0.0000
					<b>3.164</b>	<b>3.850</b>	<b>87,862,438.22</b>	<b>87,984,787.24</b>	<b>244,525.00</b>	<b>298,324.75</b>	<b>0.9972</b>	<b>71</b>	<b>0.19</b>	<b>0.0042</b>
<b>ALL REQUIREMENTS RENEWAL &amp; REPLACEMENT</b>														
04685A3X7	127360	CORP: ATHENE	10/20/2025	07/09/2027	5.349	4.030	2,000,000.00	2,065,005.68	(43,260.00)	24,367.67	1.0216	464	1.23	0.0228
3133ETJ73	127468	FFCB - Callable	01/09/2026	10/21/2030	4.120	4.142	2,500,000.00	2,512,302.78	2,500.00	45,777.78	0.9990	1,664	4.13	0.1978
3133ETR82	127404	FFCB - Callable	11/10/2025	11/10/2028	3.840	3.840	2,000,000.00	2,018,880.00	0.00	30,080.00	1.0000	954	2.48	0.0773
52953HEV8	127529	CP: Lexington Parker	02/19/2026	05/29/2026	0.000	3.914	2,000,000.00	1,989,843.24	21,010.00	0.00	0.9895	58	0.16	0.0010
57629W6F2	127131	CORP: MASSMUTUAL	03/17/2025	04/10/2026	4.500	4.230	2,000,000.00	2,043,129.53	(5,500.00)	42,750.00	1.0028	9	0.02	0.0001
74256LFC8	127362	CORP: PRINCIPAL LIFE	10/20/2025	01/09/2028	4.800	4.040	2,000,000.00	2,057,807.27	(31,840.00)	21,866.67	1.0159	648	1.71	0.0399
74625ULC5	127525	CP: Pure Grove	02/11/2026	11/12/2026	0.000	3.785	1,000,000.00	980,583.30	27,628.33	0.00	0.9724	225	0.62	0.0067
78016FZU1	127361	CORP: ROYAL BK CA	10/20/2025	11/01/2027	6.000	3.762	2,000,000.00	2,119,325.51	(86,680.00)	50,000.00	1.0433	579	1.50	0.0327
91282CJT9	126751	US Treasury	01/19/2024	01/15/2027	4.000	4.135	2,000,000.00	2,021,166.58	7,500.00	16,795.58	0.9963	289	0.78	0.0105
91282CKJ9	127356	US Treasury	10/20/2025	04/15/2027	4.500	3.488	2,000,000.00	2,057,242.46	(29,062.50)	41,538.46	1.0145	379	1.01	0.0164
91282CMW8	127359	US Treasury	10/20/2025	04/15/2028	3.750	3.452	2,000,000.00	2,032,583.38	(14,060.00)	34,615.38	1.0070	745	1.95	0.0506
VP4560000	124585	Principal	11/04/2019	04/01/2026	3.595	3.595	5,455,548.26	5,455,548.26	0.00	9,084.11	1.0000	0	0.00	0.0000
					<b>3.836</b>	<b>3.841</b>	<b>26,955,548.26</b>	<b>27,353,417.99</b>	<b>(151,764.17)</b>	<b>316,875.65</b>	<b>1.0056</b>	<b>469</b>	<b>1.21</b>	<b>0.0372</b>
<b>ALL REQUIREMENTS SUBORDINATE DEBT</b>														
N/A	127512	Goldman Sachs M-Mkt	01/08/2026	04/01/2026	3.405	3.405	2.91	2.91	0.00	0.01	1.0000	0	0.00	0.0000
					<b>3.405</b>	<b>3.405</b>	<b>2.91</b>	<b>2.91</b>	<b>0.00</b>	<b>0.01</b>	<b>1.0000</b>	<b>0</b>	<b>0.00</b>	<b>0.0000</b>
<b>ARP 25A Proceeds</b>														
VP4560000	127534	Principal	02/13/2026	04/01/2026	3.595	3.595	1.00	1.00	0.00	0.00	1.0000	0	0.00	0.0000
					<b>3.595</b>	<b>3.595</b>	<b>1.00</b>	<b>1.00</b>	<b>0.00</b>	<b>0.00</b>	<b>1.0000</b>	<b>0</b>	<b>0.00</b>	<b>0.0000</b>
<b>ARP 25B Proceeds</b>														
VP4560000	127533	Principal	02/13/2026	04/01/2026	3.595	3.595	1.00	1.00	0.00	0.00	1.0000	0	0.00	0.0000
					<b>3.595</b>	<b>3.595</b>	<b>1.00</b>	<b>1.00</b>	<b>0.00</b>	<b>0.00</b>	<b>1.0000</b>	<b>0</b>	<b>0.00</b>	<b>0.0000</b>
<b>ARP Pool Summary</b>					<b>3.305</b>	<b>3.745</b>	<b>270,792,786.31</b>	<b>271,143,845.50</b>	<b>534,755.38</b>	<b>935,564.96</b>	<b>0.9927</b>	<b>133</b>	<b>0.35</b>	<b>0.0082</b>
<b>BARTOW PLOAN DEBT SERVICE 2025</b>														
N/A	127343	TRUIST TRUSTEE	09/17/2025	04/01/2026	3.463	3.463	299,329.82	299,329.82	0.00	262.70	1.0000	0	0.00	0.0000
					<b>3.463</b>	<b>3.463</b>	<b>299,329.82</b>	<b>299,329.82</b>	<b>0.00</b>	<b>262.70</b>	<b>1.0000</b>	<b>0</b>	<b>0.00</b>	<b>0.0000</b>

# Investment Report

April 1, 2026

<u>CUSIP</u>	<u>ContNo</u>	<u>Issuer</u>	<u>Purchase Date</u>	<u>Maturity Date</u>	<u>Coupon</u>	<u>Yield to Maturity</u>	<u>Current Par</u>	<u>Market Value</u>	<u>(Premium)/Discount</u>	<u>Accrued Interest</u>	<u>Original Cost</u>	<u>Days To Maturity</u>	<u>Duration</u>	<u>Convexity</u>
<b>BARTOW PLOAN PROJ FUND 2025</b>														
N/A	127200	TRUIST TRUSTEE	05/30/2025	04/01/2026	3.463	3.463	4,275,565.62	4,275,565.62	0.00	13,166.59	1.0000	0	0.00	0.0000
					<b>3.463</b>	<b>3.463</b>	<b>4,275,565.62</b>	<b>4,275,565.62</b>	<b>0.00</b>	<b>13,166.59</b>	<b>1.0000</b>	<b>0</b>	<b>0.00</b>	<b>0.0000</b>
					<b>3.463</b>	<b>3.463</b>	<b>4,574,895.44</b>	<b>4,574,895.44</b>	<b>0.00</b>	<b>13,429.29</b>	<b>1.0000</b>	<b>0</b>	<b>0.00</b>	<b>0.0000</b>
					<b>3.463</b>	<b>3.463</b>	<b>4,574,895.44</b>	<b>4,574,895.44</b>	<b>0.00</b>	<b>13,429.29</b>	<b>1.0000</b>	<b>0</b>	<b>0.00</b>	<b>0.0000</b>
<b>Bushnell Rate Stabilization Fund</b>														
VP4560000	124580	Principal	11/04/2019	04/01/2026	3.595	3.595	91,697.06	91,697.06	0.00	293.71	1.0000	0	0.00	0.0000
					<b>3.595</b>	<b>3.595</b>	<b>91,697.06</b>	<b>91,697.06</b>	<b>0.00</b>	<b>293.71</b>	<b>1.0000</b>	<b>0</b>	<b>0.00</b>	<b>0.0000</b>
					<b>3.595</b>	<b>3.595</b>	<b>91,697.06</b>	<b>91,697.06</b>	<b>0.00</b>	<b>293.71</b>	<b>1.0000</b>	<b>0</b>	<b>0.00</b>	<b>0.0000</b>
					<b>3.595</b>	<b>3.595</b>	<b>91,697.06</b>	<b>91,697.06</b>	<b>0.00</b>	<b>293.71</b>	<b>1.0000</b>	<b>0</b>	<b>0.00</b>	<b>0.0000</b>
<b>FMPA CLEWISTON PL 2021 DEBT SERVICE FUND</b>														
N/A	127509	Goldman Sachs M-Mkt	01/08/2026	04/01/2026	3.405	3.405	51,435.45	51,435.45	0.00	127.07	1.0000	0	0.00	0.0000
					<b>3.405</b>	<b>3.405</b>	<b>51,435.45</b>	<b>51,435.45</b>	<b>0.00</b>	<b>127.07</b>	<b>1.0000</b>	<b>0</b>	<b>0.00</b>	<b>0.0000</b>
<b>FMPA CLEWISTON PL 2021 REVENUE &amp; EXPENSE</b>														
N/A	127510	Goldman Sachs M-Mkt	01/08/2026	04/01/2026	3.405	3.405	3,842.67	3,842.67	0.00	9.50	1.0000	0	0.00	0.0000
					<b>3.405</b>	<b>3.405</b>	<b>3,842.67</b>	<b>3,842.67</b>	<b>0.00</b>	<b>9.50</b>	<b>1.0000</b>	<b>0</b>	<b>0.00</b>	<b>0.0000</b>
					<b>3.405</b>	<b>3.405</b>	<b>55,278.12</b>	<b>55,278.12</b>	<b>0.00</b>	<b>136.57</b>	<b>1.0000</b>	<b>0</b>	<b>0.00</b>	<b>0.0000</b>
					<b>3.405</b>	<b>3.405</b>	<b>55,278.12</b>	<b>55,278.12</b>	<b>0.00</b>	<b>136.57</b>	<b>1.0000</b>	<b>0</b>	<b>0.00</b>	<b>0.0000</b>
<b>FMPA Pool Loan Working Capital</b>														
VP4560000	124586	Principal	11/04/2019	04/01/2026	3.595	3.595	10,636.40	10,636.40	0.00	24.43	1.0000	0	0.00	0.0000
					<b>3.595</b>	<b>3.595</b>	<b>10,636.40</b>	<b>10,636.40</b>	<b>0.00</b>	<b>24.43</b>	<b>1.0000</b>	<b>0</b>	<b>0.00</b>	<b>0.0000</b>
					<b>3.595</b>	<b>3.595</b>	<b>10,636.40</b>	<b>10,636.40</b>	<b>0.00</b>	<b>24.43</b>	<b>1.0000</b>	<b>0</b>	<b>0.00</b>	<b>0.0000</b>
					<b>3.595</b>	<b>3.595</b>	<b>10,636.40</b>	<b>10,636.40</b>	<b>0.00</b>	<b>24.43</b>	<b>1.0000</b>	<b>0</b>	<b>0.00</b>	<b>0.0000</b>
<b>FMPA PL HOMESTEAD PROJECT FUND 2021</b>														
N/A	125532	Goldman Sachs M-Mkt	06/28/2021	04/01/2026	3.405	3.405	4,389,062.14	4,389,062.14	0.00	13,353.81	1.0000	0	0.00	0.0000
					<b>3.405</b>	<b>3.405</b>	<b>4,389,062.14</b>	<b>4,389,062.14</b>	<b>0.00</b>	<b>13,353.81</b>	<b>1.0000</b>	<b>0</b>	<b>0.00</b>	<b>0.0000</b>
<b>FMPA PL HOMESTEAD REVENUE EXPENSE FUND 2021</b>														
N/A	127518	Goldman Sachs M-Mkt	02/02/2026	04/04/2042	3.405	3.405	3,828.11	3,828.11	0.00	2.61	1.0000	5,847	16.01	2.6424
					<b>3.405</b>	<b>3.405</b>	<b>3,828.11</b>	<b>3,828.11</b>	<b>0.00</b>	<b>2.61</b>	<b>1.0000</b>	<b>5,847</b>	<b>16.01</b>	<b>2.6424</b>
<b>HOMESTEAD PL DEBT SERVICE 2022</b>														
N/A	127560	Goldman Sachs M-Mkt	01/08/2026	04/01/2026	3.405	3.405	446,439.34	446,439.34	0.00	297.05	1.0000	0	0.00	0.0000
					<b>3.405</b>	<b>3.405</b>	<b>446,439.34</b>	<b>446,439.34</b>	<b>0.00</b>	<b>297.05</b>	<b>1.0000</b>	<b>0</b>	<b>0.00</b>	<b>0.0000</b>
<b>HOMESTEAD PL PROJECT FUND 2022</b>														
N/A	126181	Goldman Sachs M-Mkt	11/17/2022	04/01/2026	3.405	3.405	5,258,981.28	5,258,981.28	0.00	16,000.56	1.0000	0	0.00	0.0000
					<b>3.405</b>	<b>3.405</b>	<b>5,258,981.28</b>	<b>5,258,981.28</b>	<b>0.00</b>	<b>16,000.56</b>	<b>1.0000</b>	<b>0</b>	<b>0.00</b>	<b>0.0000</b>
<b>HOMESTEAD PL REVENUE EXPESNE 2022</b>														
N/A	127504	Goldman Sachs M-Mkt	01/08/2026	04/01/2026	3.405	3.405	3,824.58	3,824.58	0.00	2.60	1.0000	0	0.00	0.0000
					<b>3.405</b>	<b>3.405</b>	<b>3,824.58</b>	<b>3,824.58</b>	<b>0.00</b>	<b>2.60</b>	<b>1.0000</b>	<b>0</b>	<b>0.00</b>	<b>0.0000</b>
					<b>3.405</b>	<b>3.405</b>	<b>10,102,135.45</b>	<b>10,102,135.45</b>	<b>0.00</b>	<b>29,656.63</b>	<b>1.0000</b>	<b>2</b>	<b>0.01</b>	<b>0.0010</b>
					<b>3.405</b>	<b>3.405</b>	<b>10,102,135.45</b>	<b>10,102,135.45</b>	<b>0.00</b>	<b>29,656.63</b>	<b>1.0000</b>	<b>2</b>	<b>0.01</b>	<b>0.0010</b>



# Investment Report

April 1, 2026

<u>CUSIP</u>	<u>ContNo</u>	<u>Issuer</u>	<u>Purchase Date</u>	<u>Maturity Date</u>	<u>Coupon</u>	<u>Yield to Maturity</u>	<u>Current Par</u>	<u>Market Value</u>	<u>(Premium)/Discount</u>	<u>Accrued Interest</u>	<u>Original Cost</u>	<u>Days To Maturity</u>	<u>Duration</u>	<u>Convexity</u>	
<b>St Lucie Decommissioning</b>															
04685A2Y6	127476	CORP: ATHENE	01/14/2026	06/07/2031	2.673	4.855	5,000,000.00	4,805,392.44	512,750.00	42,322.50	0.8975	1,893	4.83	0.2634	
06051GFX2	126371	CORP: BANK OF AMER	04/18/2023	04/19/2026	3.500	4.685	5,000,000.00	5,077,681.34	164,200.00	78,750.00	0.9672	18	0.05	0.0003	
06055JQH5	127540	CORP: BANK OF AMER	02/25/2026	03/23/2027	3.850	3.860	1,500,000.00	1,509,319.34	150.00	5,935.42	0.9999	356	0.96	0.0149	
06418GAK3	126980	Bank of Nova Scotia	08/28/2024	08/01/2029	5.450	4.462	5,000,000.00	5,317,438.07	(216,050.00)	45,416.67	1.0432	1,218	3.08	0.1152	
06945MHU3	127565	CP: Barton Capital	03/17/2026	08/28/2026	0.000	4.057	1,000,000.00	987,056.94	17,903.33	0.00	0.9821	149	0.41	0.0036	
10921U2L1	126970	CORP: BRIGHTHOUSE	08/16/2024	06/10/2029	5.650	5.090	6,365,000.00	6,845,627.23	(150,023.05)	110,883.60	1.0236	1,166	2.93	0.1059	
10921U2L1	126971	CORP: BRIGHTHOUSE	08/16/2024	06/10/2029	5.650	5.070	3,635,000.00	3,909,482.31	(88,803.05)	63,324.73	1.0244	1,166	2.93	0.1059	
14913UAS9	127190	CORP: CAT	12/20/2024	11/15/2027	4.600	4.598	5,000,000.00	5,155,056.05	0.00	86,888.89	1.0000	593	1.56	0.0343	
17325FBK3	126998	Corp: Citibank	10/18/2024	08/06/2029	4.838	4.472	10,000,000.00	10,429,322.61	(156,000.00)	73,913.89	1.0156	1,223	3.12	0.1174	
19767DJA3	127566	CP: COLUMBIA	03/17/2026	09/10/2026	0.000	4.053	2,500,000.00	2,464,858.89	48,183.33	0.00	0.9807	162	0.44	0.0041	
25160PAM9	126903	Deutsche Bank	06/20/2024	09/09/2027	5.371	5.135	5,000,000.00	5,131,441.82	(34,250.00)	16,411.39	1.0069	526	1.40	0.0279	
30321L2J0	127172	CORP: FG Funding	04/23/2025	01/16/2030	5.875	5.572	10,000,000.00	10,886,132.23	(123,400.00)	122,395.83	1.0123	1,386	3.43	0.1416	
3130AWTR1	126576	FHLB	08/25/2023	09/08/2028	4.375	4.484	3,500,000.00	3,551,432.99	16,975.00	9,782.99	0.9952	891	2.34	0.0687	
3133EPGT6	126394	FFCB	04/26/2023	04/26/2027	3.875	4.032	5,000,000.00	5,078,570.14	28,700.00	83,420.14	0.9943	390	1.04	0.0172	
3136GAY52	127377	FNMA - Callable	10/20/2025	10/16/2030	4.000	4.000	10,000,000.00	10,315,591.57	0.00	179,120.88	1.0000	1,659	4.13	0.1982	
3136GCPV1	127537	FNMA - Callable	02/25/2026	02/25/2031	3.800	3.800	5,000,000.00	4,916,025.00	0.00	19,000.00	1.0000	1,791	4.51	0.2312	
48133U5U2	126393	CORP: JP MORGAN	04/24/2023	04/24/2026	5.125	5.125	5,000,000.00	5,116,146.78	0.00	111,753.47	1.0000	23	0.06	0.0004	
576000KW2	126424	MUNI: Mass School Bd	05/08/2023	06/15/2027	5.468	4.114	4,305,000.00	4,425,368.76	(217,789.95)	69,311.46	1.0506	440	1.17	0.0207	
58989V2D5	126382	CORP: METLIFE	04/20/2023	09/14/2026	1.250	4.830	7,185,000.00	7,108,796.25	797,780.51	4,241.15	0.8890	166	0.45	0.0043	
64110LAV8	127498	CORP: NETFLIX	01/28/2026	06/15/2030	4.875	4.281	5,000,000.00	5,299,645.57	(117,250.00)	71,770.83	1.0235	1,536	3.82	0.1717	
64971XJJ8	127524	MUNI: NYC TFA REV	02/11/2026	11/01/2031	3.450	3.946	1,000,000.00	955,965.00	25,230.00	14,375.00	0.9748	2,040	5.06	0.2877	
685869FV6	127523	MUNI: OR HLTH & SCI	02/10/2026	07/01/2031	2.930	3.970	3,000,000.00	2,835,774.00	150,150.00	21,975.00	0.9500	1,917	4.86	0.2659	
78017DAC2	127442	CORP: ROYAL BK CA	12/23/2025	02/04/2031	5.153	4.436	10,000,000.00	10,725,291.75	(324,500.00)	81,589.17	1.0325	1,770	4.34	0.2177	
X9X9USDADM1	123464	MORGAN STANLEY LIQ	03/06/2019	04/01/2026	3.320	3.320	4,890,415.01	4,890,415.01	0.00	14,931.60	1.0000	0	0.00	0.0000	
						<b>4.307</b>	<b>4.526</b>	<b>123,880,415.01</b>	<b>127,737,832.09</b>	<b>333,956.12</b>	<b>1,327,514.61</b>	<b>0.9973</b>	<b>1,026</b>	<b>2.58</b>	<b>0.1098</b>

# Investment Report

April 1, 2026

<u>CUSIP</u>	<u>ContNo</u>	<u>Issuer</u>	<u>Purchase Date</u>	<u>Maturity Date</u>	<u>Coupon</u>	<u>Yield to Maturity</u>	<u>Current Par</u>	<u>Market Value</u>	<u>(Premium)/Discount</u>	<u>Accrued Interest</u>	<u>Original Cost</u>	<u>Days To Maturity</u>	<u>Duration</u>	<u>Convexity</u>
<b>St Lucie General Reserve</b>														
04685A2R1	127348	CORP: ATHENE	10/10/2025	11/19/2030	2.550	4.569	2,000,000.00	1,922,652.73	182,180.00	18,700.00	0.9089	1,693	4.35	0.2165
04685A4A6	126976	CORP: ATHENE	08/28/2024	08/27/2026	4.860	4.700	1,000,000.00	1,008,991.51	(3,014.00)	4,590.00	1.0030	148	0.41	0.0036
06055JNR6	127327	CORP: BANK OF AMER	09/19/2025	09/19/2030	4.150	4.150	500,000.00	510,114.45	0.00	691.67	1.0000	1,632	4.12	0.1964
06745QR434	126969	Corp: Barclays	05/20/2024	05/20/2027	5.500	5.500	2,000,000.00	2,080,012.66	0.00	40,027.78	1.0000	414	1.09	0.0190
251526CW7	127562	Deutsche Bank	03/16/2026	05/10/2029	5.414	4.310	1,000,000.00	1,071,130.73	(32,135.19)	21,204.83	1.0321	1,135	2.85	0.1011
3130AWTR1	126600	FHLB	08/25/2023	09/08/2028	4.375	4.484	500,000.00	507,347.57	2,425.00	1,397.57	0.9952	891	2.34	0.0687
3133ERKM2	126965	FFCB	07/30/2024	07/08/2027	4.500	4.257	3,000,000.00	3,053,145.00	(19,856.25)	31,125.00	1.0066	463	1.24	0.0226
3133ETK89	127399	FFCB - Callable	10/28/2025	10/28/2030	3.730	3.730	4,000,000.00	3,975,250.00	0.00	63,410.00	1.0000	1,671	4.18	0.2021
46221WGD1	127555	CP: IONIC CAPL	03/05/2026	07/13/2026	0.000	3.938	1,500,000.00	1,486,525.34	20,745.84	0.00	0.9862	103	0.28	0.0021
574193BD9	127055	MUNI: MDS MARYLAND	12/20/2024	08/01/2026	4.150	4.417	1,500,000.00	1,512,461.50	6,225.00	10,375.00	0.9959	122	0.34	0.0028
57629W6F2	127130	CORP: MASSMUTUAL	03/17/2025	04/10/2026	4.500	4.230	1,500,000.00	1,532,347.15	(4,125.00)	32,062.50	1.0028	9	0.02	0.0001
62455GD27	127466	CP: Mountcliff Fund	01/08/2026	04/02/2026	0.000	3.918	2,000,000.00	1,999,824.01	17,873.32	0.00	0.9911	1	0.00	0.0000
62479VHC0	127467	CP: MUFG SEC	01/09/2026	08/12/2026	0.000	3.921	2,000,000.00	1,976,861.44	45,150.00	0.00	0.9774	133	0.36	0.0030
64952WEY5	126662	CORP: NYLIFE	11/14/2023	01/09/2028	4.850	5.506	2,000,000.00	2,059,733.59	48,260.00	22,094.44	0.9759	648	1.71	0.0398
64952WFP3	127561	CORP: NYLIFE	03/13/2026	07/25/2028	4.150	4.148	1,000,000.00	1,016,826.46	0.00	7,608.33	1.0000	846	2.22	0.0629
64966SHR0	127040	MUNI: NYC	11/06/2024	10/01/2029	4.380	4.396	2,000,000.00	2,012,200.00	1,400.00	43,800.00	0.9993	1,279	3.22	0.1250
89236TKX2	126964	CORP: Toyota Motor	07/30/2024	08/14/2026	5.000	4.699	3,000,000.00	3,033,058.70	(17,310.00)	19,583.33	1.0058	135	0.37	0.0032
912797UB1	127538	US Treasury	02/25/2026	06/23/2026	0.000	3.679	3,000,000.00	2,974,774.54	35,257.42	0.00	0.9882	83	0.23	0.0016
91282CKS9	127251	US Treasury	07/17/2025	05/31/2026	4.875	4.155	1,500,000.00	1,527,091.18	(9,082.03)	24,508.93	1.0061	60	0.17	0.0012
91282CMW8	127479	US Treasury	01/23/2026	04/15/2028	3.750	3.626	1,500,000.00	1,524,437.54	(3,867.18)	25,961.54	1.0026	745	1.95	0.0506
N/A	127514	TRUIST PUB DEP CHKG	01/28/2026	04/01/2026	3.460	3.460	7,544,141.03	7,544,141.03	0.00	42,591.54	1.0000	0	0.00	0.0000
VP4560000	124588	Principal	11/04/2019	04/01/2026	3.595	3.595	1,238,598.11	1,238,598.11	0.00	5,149.86	1.0000	0	0.00	0.0000
					<b>3.382</b>	<b>4.130</b>	<b>45,282,739.14</b>	<b>45,567,525.24</b>	<b>270,126.93</b>	<b>414,882.32</b>	<b>0.9940</b>	<b>486</b>	<b>1.25</b>	<b>0.0460</b>
<b>ST LUCIE NUCLEAR FUEL STABILIZATION</b>														
62455GDN1	127532	CP: Mountcliff Fund	02/23/2026	04/22/2026	0.000	3.907	2,000,000.00	1,996,310.60	12,341.12	0.00	0.9938	21	0.06	0.0003
VP4560000	124589	Principal	11/04/2019	04/01/2026	3.595	3.595	2,466,207.17	2,466,207.17	0.00	4,950.50	1.0000	0	0.00	0.0000
					<b>1.985</b>	<b>3.735</b>	<b>4,466,207.17</b>	<b>4,462,517.77</b>	<b>12,341.12</b>	<b>4,950.50</b>	<b>0.9972</b>	<b>9</b>	<b>0.03</b>	<b>0.0001</b>
<b>St Lucie O&amp;M</b>														
3133ETUC9	127314	FFCB - Callable	09/05/2025	08/21/2028	4.070	4.069	1,000,000.00	1,003,707.22	0.00	4,522.22	1.0000	873	2.29	0.0664
40139LBA0	127315	CORP: GUARDIAN	09/05/2025	11/19/2027	1.250	3.954	1,500,000.00	1,448,579.77	84,885.00	6,875.00	0.9434	597	1.62	0.0351
46222VEN2	127478	CP: IONIC CAPL	01/22/2026	05/22/2026	0.000	3.881	2,000,000.00	1,991,063.58	25,200.00	0.00	0.9874	51	0.14	0.0009
N/A	125280	ST LUCIE SBA	11/05/2020	04/01/2026	3.860	3.860	5,623,241.39	5,623,241.39	0.00	602.94	1.0000	0	0.00	0.0000
VP4560000	124612	Principal	11/21/2019	04/01/2026	3.595	3.595	3,547,476.53	3,547,476.53	0.00	9,147.72	1.0000	0	0.00	0.0000
					<b>2.956</b>	<b>3.820</b>	<b>13,670,717.92</b>	<b>13,614,068.49</b>	<b>110,085.00</b>	<b>21,147.88</b>	<b>0.9919</b>	<b>137</b>	<b>0.37</b>	<b>0.0088</b>

# Investment Report

April 1, 2026

<u>CUSIP</u>	<u>ContNo</u>	<u>Issuer</u>	<u>Purchase Date</u>	<u>Maturity Date</u>	<u>Coupon</u>	<u>Yield to Maturity</u>	<u>Current Par</u>	<u>Market Value</u>	<u>(Premium)/Discount</u>	<u>Accrued Interest</u>	<u>Original Cost</u>	<u>Days To Maturity</u>	<u>Duration</u>	<u>Convexity</u>
<b>St Lucie R&amp;R</b>														
06741EGD6	127472	CP: BARCCP	01/13/2026	07/13/2026	0.000	3.875	2,000,000.00	1,982,033.78	37,708.34	0.00	0.9811	103	0.28	0.0021
29261NGQ9	127535	CP: ENDEAVOUR	02/24/2026	07/24/2026	0.000	3.883	2,000,000.00	1,980,134.12	31,416.66	0.00	0.9843	114	0.31	0.0025
3135G0Q22	127345	FNMA	10/10/2025	09/24/2026	1.875	3.690	2,000,000.00	1,983,049.17	33,800.00	729.17	0.9831	176	0.48	0.0046
40139LBA0	127317	CORP: GUARDIAN	09/05/2025	11/19/2027	1.250	3.954	1,000,000.00	965,719.85	56,590.00	4,583.33	0.9434	597	1.62	0.0351
46850CNC7	127474	CP: JACKSON NTL	01/13/2026	01/12/2027	0.000	3.941	2,000,000.00	1,950,896.92	75,631.11	0.00	0.9622	286	0.78	0.0097
721664JL5	127521	MUNI: PIMA COUNTY AZ	02/10/2026	12/01/2027	5.382	3.655	1,000,000.00	1,032,360.00	(29,890.00)	17,940.00	1.0299	609	1.59	0.0354
912797TJ6	127445	US Treasury	12/23/2025	04/21/2026	0.000	3.625	1,500,000.00	1,496,941.27	17,520.27	0.00	0.9883	20	0.05	0.0003
91282CHH7	126966	US Treasury	07/30/2024	06/15/2026	4.125	4.414	1,000,000.00	1,013,081.19	5,200.00	12,125.69	0.9948	75	0.21	0.0014
91282CJK8	127070	US Treasury	12/20/2024	11/15/2026	4.625	4.312	500,000.00	511,427.35	(2,800.08)	8,800.35	0.0431	228	0.62	0.0075
VP4560000	124590	Principal	11/04/2019	04/01/2026	3.595	3.595	189,848.32	189,848.32	0.00	4,840.37	1.0000	0	0.00	0.0000
					<b>1.327</b>	<b>3.873</b>	<b>13,189,848.32</b>	<b>13,105,491.97</b>	<b>225,176.30</b>	<b>49,018.91</b>	<b>0.9464</b>	<b>211</b>	<b>0.57</b>	<b>0.0086</b>
<b>STL Pool Summary</b>					<b>3.723</b>	<b>4.297</b>	<b>208,279,536.95</b>	<b>212,246,727.00</b>	<b>1,033,811.02</b>	<b>1,831,212.45</b>	<b>0.9927</b>	<b>743</b>	<b>1.88</b>	<b>0.0767</b>
<b>Stanton Contingency</b>														
04685A4E8	127374	CORP: ATHENE	10/23/2025	01/07/2027	4.950	4.069	500,000.00	510,324.21	(5,100.00)	5,775.00	1.0102	281	0.76	0.0102
74625UNN9	127516	CP: Pure Grove	01/30/2026	01/22/2027	0.000	3.872	500,000.00	487,305.90	18,246.67	0.00	0.9635	296	0.81	0.0103
VP4560000	124591	Principal	11/04/2019	04/01/2026	3.595	3.595	261,847.15	261,847.15	0.00	838.72	1.0000	0	0.00	0.0000
					<b>2.707</b>	<b>3.893</b>	<b>1,261,847.15</b>	<b>1,259,477.26</b>	<b>13,146.67</b>	<b>6,613.72</b>	<b>0.9896</b>	<b>229</b>	<b>0.62</b>	<b>0.0081</b>
<b>Stanton General Reserve</b>														
025816DB2	127400	CORP: AMEX	10/30/2025	11/05/2027	5.850	3.865	1,000,000.00	1,056,324.90	(38,090.00)	23,725.00	1.0381	583	1.51	0.0331
06055JNR6	127373	RBC CAPL MKTS-BROKER	10/17/2025	09/19/2030	4.150	4.182	1,750,000.00	1,785,400.56	2,555.00	2,420.83	0.9985	1,632	4.12	0.1964
11042MHC5	127527	CP: Britannia	02/12/2026	08/12/2026	0.000	3.875	1,000,000.00	988,430.72	18,854.17	0.00	0.9811	133	0.36	0.0030
19767DHA5	127528	CP: COLUMBIA	02/12/2026	08/10/2026	0.000	3.864	1,000,000.00	988,602.71	18,596.11	0.00	0.9814	131	0.36	0.0030
29446Q2A0	127430	CORP: EQH	12/10/2025	06/09/2028	4.650	4.208	500,000.00	516,714.07	(5,185.00)	7,233.33	1.0104	800	2.08	0.0567
46221WF59	127519	CP: IONIC CAPL	02/06/2026	06/05/2026	0.000	3.923	250,000.00	248,578.05	3,156.80	0.00	0.9874	65	0.18	0.0012
91282CGB1	127435	US Treasury	12/10/2025	12/31/2029	3.875	3.703	2,000,000.00	2,019,397.92	(12,812.50)	19,482.04	1.0064	1,370	3.50	0.1445
91282CLS8	127409	US Treasury	11/19/2025	10/31/2026	4.125	3.711	2,000,000.00	2,038,471.17	(7,788.44)	34,604.17	1.0039	213	0.58	0.0068
91282CMW8	127480	US Treasury	01/23/2026	04/15/2028	3.750	3.626	1,000,000.00	1,016,291.69	(2,578.12)	17,307.69	1.0026	745	1.95	0.0506
VP4560000	124592	Principal	11/04/2019	04/01/2026	3.595	3.595	1,242,074.59	1,242,074.59	0.00	3,607.36	1.0000	0	0.00	0.0000
					<b>3.377</b>	<b>3.826</b>	<b>11,742,074.59</b>	<b>11,900,286.38</b>	<b>(23,291.98)</b>	<b>108,380.42</b>	<b>1.0020</b>	<b>684</b>	<b>1.76</b>	<b>0.0651</b>
<b>Stanton O&amp;M</b>														
06945MHU3	127563	CP: Barton Capital	03/17/2026	08/28/2026	0.000	4.057	500,000.00	493,528.47	8,951.67	0.00	0.9821	149	0.41	0.0036
19767DJA3	127564	CP: COLUMBIA	03/17/2026	09/10/2026	0.000	4.053	500,000.00	492,971.78	9,636.67	0.00	0.9807	162	0.44	0.0041
313385YU4	127557	FHLB DN	03/05/2026	07/01/2026	0.000	3.680	500,000.00	495,286.08	5,878.69	0.00	0.9882	91	0.25	0.0018
N/A	125281	STANTON SBA	11/05/2020	04/01/2026	3.860	3.860	5,620,375.03	5,620,375.03	0.00	602.63	1.0000	0	0.00	0.0000
VP4560000	124615	Principal	11/21/2019	04/01/2026	3.595	3.595	567,387.22	567,387.22	0.00	3,265.41	1.0000	0	0.00	0.0000
					<b>3.087</b>	<b>3.854</b>	<b>7,687,762.25</b>	<b>7,669,548.58</b>	<b>24,467.03</b>	<b>3,868.04</b>	<b>0.9968</b>	<b>26</b>	<b>0.07</b>	<b>0.0006</b>

# Investment Report

April 1, 2026

<u>CUSIP</u>	<u>ContNo</u>	<u>Issuer</u>	<u>Purchase Date</u>	<u>Maturity Date</u>	<u>Coupon</u>	<u>Yield to Maturity</u>	<u>Current Par</u>	<u>Market Value</u>	<u>(Premium)/Discount</u>	<u>Accrued Interest</u>	<u>Original Cost</u>	<u>Days To Maturity</u>	<u>Duration</u>	<u>Convexity</u>
<b>Stanton R&amp;R</b>														
04685A4E8	127371	CORP: ATHENE	10/23/2025	01/07/2027	4.950	4.069	500,000.00	510,324.21	(5,100.00)	5,775.00	1.0102	281	0.76	0.0102
29446Q2A0	127431	CORP: EQH	12/10/2025	06/09/2028	4.650	4.208	750,000.00	775,071.10	(7,777.50)	10,850.00	1.0104	800	2.08	0.0567
313385VA1	127365	FHLB DN	10/23/2025	04/02/2026	0.000	3.757	500,000.00	499,947.71	8,150.62	0.00	0.9837	1	0.00	0.0000
62479MGH0	127367	CP: MUFG Bank	10/23/2025	07/17/2026	0.000	3.911	500,000.00	495,335.64	13,906.25	0.00	0.9722	107	0.29	0.0023
91282CMW8	127481	US Treasury	01/23/2026	04/15/2028	3.750	3.626	750,000.00	762,218.77	(1,933.59)	12,980.77	1.0026	745	1.95	0.0506
VP4560000	124596	Principal	11/04/2019	04/01/2026	3.595	3.595	847,958.73	847,958.73	0.00	2,055.97	1.0000	0	0.00	0.0000
					<b>3.073</b>	<b>3.844</b>	<b>3,847,958.73</b>	<b>3,890,856.16</b>	<b>7,245.78</b>	<b>31,661.74</b>	<b>0.9981</b>	<b>352</b>	<b>0.92</b>	<b>0.0225</b>
<b>STN Pool Summary</b>					<b>3.204</b>	<b>3.841</b>	<b>24,539,642.72</b>	<b>24,720,168.38</b>	<b>21,567.50</b>	<b>150,523.92</b>	<b>0.9991</b>	<b>402</b>	<b>1.04</b>	<b>0.0353</b>
<b>Stanton II Contingency</b>														
91282CMW8	127482	US Treasury	01/23/2026	04/15/2028	3.750	3.626	1,000,000.00	1,016,291.69	(2,578.12)	17,307.69	1.0026	745	1.95	0.0506
VP4560000	124593	Principal	11/04/2019	04/01/2026	3.595	3.595	229,440.24	229,440.24	0.00	734.91	1.0000	0	0.00	0.0000
					<b>3.721</b>	<b>3.621</b>	<b>1,229,440.24</b>	<b>1,245,731.93</b>	<b>(2,578.12)</b>	<b>18,042.60</b>	<b>1.0021</b>	<b>606</b>	<b>1.59</b>	<b>0.0412</b>
<b>STANTON II DEBT SERVICE 2017A</b>														
X9X9USDADM1	123460	MORGAN STANLEY LIQ	03/12/2019	04/01/2026	3.320	3.320	435,099.00	435,099.00	0.00	158.65	1.0000	0	0.00	0.0000
					<b>3.320</b>	<b>3.320</b>	<b>435,099.00</b>	<b>435,099.00</b>	<b>0.00</b>	<b>158.65</b>	<b>1.0000</b>	<b>0</b>	<b>0.00</b>	<b>0.0000</b>
<b>STANTON II DEBT SERVICE 2017B</b>														
X9X9USDADM1	123461	MORGAN STANLEY LIQ	03/12/2019	04/01/2026	3.320	3.320	2,785,593.46	2,785,593.46	0.00	1,223.46	1.0000	0	0.00	0.0000
					<b>3.320</b>	<b>3.320</b>	<b>2,785,593.46</b>	<b>2,785,593.46</b>	<b>0.00</b>	<b>1,223.46</b>	<b>1.0000</b>	<b>0</b>	<b>0.00</b>	<b>0.0000</b>
<b>STANTON II DEBT SERVICE 2022A</b>														
X9X9USDADM1	126019	MORGAN STANLEY LIQ	07/27/2022	04/01/2026	3.320	3.320	3,141,917.61	3,141,917.61	0.00	1,425.16	1.0000	0	0.00	0.0000
					<b>3.320</b>	<b>3.320</b>	<b>3,141,917.61</b>	<b>3,141,917.61</b>	<b>0.00</b>	<b>1,425.16</b>	<b>1.0000</b>	<b>0</b>	<b>0.00</b>	<b>0.0000</b>
<b>STANTON II DEBT SERVICE POOLED LOAN 2020-1</b>														
N/A	125215	Goldman Sachs M-Mkt	09/28/2020	04/01/2026	3.405	3.405	287,517.15	287,517.15	0.00	167.15	1.0000	0	0.00	0.0000
					<b>3.405</b>	<b>3.405</b>	<b>287,517.15</b>	<b>287,517.15</b>	<b>0.00</b>	<b>167.15</b>	<b>1.0000</b>	<b>0</b>	<b>0.00</b>	<b>0.0000</b>

# Investment Report

April 1, 2026

<u>CUSIP</u>	<u>ContNo</u>	<u>Issuer</u>	<u>Purchase Date</u>	<u>Maturity Date</u>	<u>Coupon</u>	<u>Yield to Maturity</u>	<u>Current Par</u>	<u>Market Value</u>	<u>(Premium)/Discount</u>	<u>Accrued Interest</u>	<u>Original Cost</u>	<u>Days To Maturity</u>	<u>Duration</u>	<u>Convexity</u>
<b>Stanton II General Reserve</b>														
04685A4E8	127376	CORP: ATHENE	10/23/2025	01/07/2027	4.950	4.069	2,500,000.00	2,551,621.07	(25,500.00)	28,875.00	1.0102	281	0.76	0.0102
06055JQH5	127539	CORP: BANK OF AMER	02/25/2026	03/23/2027	3.850	3.860	2,500,000.00	2,515,532.27	250.00	9,892.36	0.9999	356	0.96	0.0149
29261NGQ9	127536	CP: ENDEAVOUR	02/24/2026	07/24/2026	0.000	3.883	2,500,000.00	2,475,167.65	39,270.82	0.00	0.9843	114	0.31	0.0025
3133ETJ73	127469	FFCB - Callable	01/09/2026	10/21/2030	4.120	4.142	2,500,000.00	2,512,302.78	2,500.00	45,777.78	0.9990	1,664	4.13	0.1978
37828XF46	127436	CP: Glencove Fdg	12/18/2025	06/04/2026	0.000	3.943	2,500,000.00	2,485,998.03	44,566.67	0.00	0.9822	64	0.18	0.0011
40139LBA0	127318	CORP: GUARDIAN	09/05/2025	11/19/2027	1.250	3.954	2,100,000.00	2,028,011.68	118,839.00	9,625.00	0.9434	597	1.62	0.0351
46850CNC7	127477	CP: JACKSON NTL	01/16/2026	01/12/2027	0.000	3.940	2,000,000.00	1,950,896.92	75,007.78	0.00	0.9625	286	0.78	0.0097
62479MFH1	127438	CP: MUFG Bank	12/18/2025	06/17/2026	0.000	3.917	2,500,000.00	2,483,173.02	47,638.20	0.00	0.9809	77	0.21	0.0015
62829D2B5	127380	MUTOMA	10/24/2025	12/12/2028	5.450	4.099	2,500,000.00	2,651,396.53	(98,250.00)	41,253.47	1.0393	986	2.51	0.0800
912797TJ6	127444	US Treasury	12/23/2025	04/21/2026	0.000	3.625	2,500,000.00	2,494,902.11	29,200.45	0.00	0.9883	20	0.05	0.0003
N/A	127515	TRUIST PUB DEP CHKG	01/28/2026	04/01/2026	3.460	3.460	7,544,141.03	7,544,141.03	0.00	42,591.54	1.0000	0	0.00	0.0000
VP4560000	124594	Principal	11/04/2019	04/01/2026	3.595	3.595	1,795,807.90	1,795,807.90	0.00	5,128.75	1.0000	0	0.00	0.0000
					<b>2.426</b>	<b>3.815</b>	<b>33,439,948.93</b>	<b>33,488,950.99</b>	<b>233,522.92</b>	<b>183,143.90</b>	<b>0.9930</b>	<b>321</b>	<b>0.83</b>	<b>0.0258</b>
<b>Stanton II O&amp;M</b>														
N/A	125282	STANTON II SBA	11/05/2020	04/01/2026	3.860	3.860	3,447,103.55	3,447,103.55	0.00	10,025.16	1.0000	0	0.00	0.0000
VP4560000	125385	Principal	12/31/2020	04/01/2026	3.595	3.595	1,284,250.32	1,284,250.32	0.00	6,638.12	1.0000	0	0.00	0.0000
					<b>3.788</b>	<b>3.788</b>	<b>4,731,353.87</b>	<b>4,731,353.87</b>	<b>0.00</b>	<b>16,663.28</b>	<b>1.0000</b>	<b>0</b>	<b>0.00</b>	<b>0.0000</b>
<b>Stanton II R&amp;R</b>														
62479MGH0	127366	CP: MUFG Bank	10/23/2025	07/17/2026	0.000	3.911	1,000,000.00	990,671.29	27,812.50	0.00	0.9722	107	0.29	0.0023
74625ULC5	127526	CP: Pure Grove	02/11/2026	11/12/2026	0.000	3.785	1,000,000.00	980,583.30	27,628.34	0.00	0.9724	225	0.62	0.0067
91282CDG3	127369	US Treasury	10/23/2025	10/31/2026	1.125	3.600	1,000,000.00	989,800.43	24,609.37	4,723.76	0.9754	213	0.59	0.0066
91282CLS8	127408	US Treasury	11/19/2025	10/31/2026	4.125	3.711	1,000,000.00	1,019,235.58	(3,894.23)	17,302.08	1.0039	213	0.58	0.0068
VP4560000	124595	Principal	11/04/2019	04/01/2026	3.595	3.595	3,114,901.09	3,114,901.09	0.00	10,088.07	1.0000	0	0.00	0.0000
					<b>2.312</b>	<b>3.683</b>	<b>7,114,901.09</b>	<b>7,095,191.69</b>	<b>76,155.98</b>	<b>32,113.91</b>	<b>0.9893</b>	<b>107</b>	<b>0.29</b>	<b>0.0031</b>
<b>STANTON II REVENUE FUND 2020 POOLED LOAN</b>														
N/A	127511	Goldman Sachs M-Mkt	01/08/2026	04/01/2026	3.405	3.405	3,067.61	3,067.61	0.00	2.08	1.0000	0	0.00	0.0000
					<b>3.405</b>	<b>3.405</b>	<b>3,067.61</b>	<b>3,067.61</b>	<b>0.00</b>	<b>2.08</b>	<b>1.0000</b>	<b>0</b>	<b>0.00</b>	<b>0.0000</b>
<b>STANTON II SUBORDINATED DEBT FUND 2020</b>														
X9X9USDADM1	125145	MORGAN STANLEY LIQ	07/27/2020	04/01/2026	3.320	3.320	0.00	0.00	0.00	89.82	1.0000	0	0.00	0.0000
					<b>0.00</b>	<b>0.00</b>	<b>0.00</b>	<b>0.00</b>	<b>0.00</b>	<b>89.82</b>				
<b>STN2 Pool Summary</b>					<b>2.674</b>	<b>3.729</b>	<b>53,168,838.96</b>	<b>53,214,423.31</b>	<b>307,100.78</b>	<b>253,030.01</b>	<b>0.9942</b>	<b>230</b>	<b>0.60</b>	<b>0.0176</b>
<b>Tri City Contingency</b>														
3133EPSW6	127382	FFCB	10/29/2025	08/14/2026	4.500	3.640	200,000.00	201,705.00	(1,320.00)	1,175.00	1.0066	135	0.37	0.0032
VP4560000	124597	Principal	11/04/2019	04/01/2026	3.595	3.595	161,996.84	161,996.84	0.00	518.90	1.0000	0	0.00	0.0000
					<b>4.095</b>	<b>3.620</b>	<b>361,996.84</b>	<b>363,701.84</b>	<b>(1,320.00)</b>	<b>1,693.90</b>	<b>1.0036</b>	<b>75</b>	<b>0.21</b>	<b>0.0017</b>

# Investment Report

April 1, 2026

<u>CUSIP</u>	<u>ContNo</u>	<u>Issuer</u>	<u>Purchase Date</u>	<u>Maturity Date</u>	<u>Coupon</u>	<u>Yield to Maturity</u>	<u>Current Par</u>	<u>Market Value</u>	<u>(Premium)/Discount</u>	<u>Accrued Interest</u>	<u>Original Cost</u>	<u>Days To Maturity</u>	<u>Duration</u>	<u>Convexity</u>
<b>Tri City General Reserve</b>														
06055JNR6	127375	CORP: BANK OF AMER	10/17/2025	09/19/2030	4.150	4.182	500,000.00	510,114.45	730.00	691.67	0.9985	1,632	4.12	0.1964
3133EJDV8	127433	FFCB	12/10/2025	03/22/2027	3.150	3.635	500,000.00	497,406.25	3,031.50	393.75	0.9939	355	0.96	0.0145
3133EPSW6	127383	FFCB	10/29/2025	08/14/2026	4.500	3.640	300,000.00	302,557.50	(1,980.00)	1,762.50	1.0066	135	0.37	0.0032
37828XF46	127437	CP: Glencove Fdg	12/18/2025	06/04/2026	0.000	3.943	250,000.00	248,599.80	4,456.67	0.00	0.9822	64	0.18	0.0011
912797TU1	127520	US Treasury	02/06/2026	06/02/2026	0.000	3.652	250,000.00	248,426.39	2,868.18	0.00	0.9885	62	0.17	0.0011
VP4560000	124598	Principal	11/04/2019	04/01/2026	3.595	3.595	126,971.05	126,971.05	0.00	368.91	1.0000	0	0.00	0.0000
					<b>2.832</b>	<b>3.817</b>	<b>1,926,971.05</b>	<b>1,934,075.44</b>	<b>9,106.35</b>	<b>3,216.83</b>	<b>0.9953</b>	<b>553</b>	<b>1.42</b>	<b>0.0555</b>
<b>Tri City O&amp;M</b>														
46221WGD1	127556	CP: IONIC CAPL	03/05/2026	07/13/2026	0.000	3.938	500,000.00	495,508.45	6,915.28	0.00	0.9862	103	0.28	0.0021
N/A	125283	TRI CITY SBA	11/05/2020	04/01/2026	3.860	3.860	2,004,140.31	2,004,140.31	0.00	6,546.15	1.0000	0	0.00	0.0000
VP4560000	124614	Principal	11/21/2019	04/01/2026	3.595	3.595	1,274,317.45	1,274,317.45	0.00	3,863.72	1.0000	0	0.00	0.0000
					<b>3.260</b>	<b>3.781</b>	<b>3,778,457.76</b>	<b>3,773,966.21</b>	<b>6,915.28</b>	<b>10,409.87</b>	<b>0.9982</b>	<b>14</b>	<b>0.04</b>	<b>0.0003</b>
<b>Tri City R&amp;R</b>														
04685A4E8	127370	CORP: ATHENE	10/23/2025	01/07/2027	4.950	4.069	300,000.00	306,194.53	(3,060.00)	3,465.00	1.0102	281	0.76	0.0102
29446Q2A0	127432	CORP: EQH	12/10/2025	06/09/2028	4.650	4.208	250,000.00	258,357.03	(2,592.50)	3,616.67	1.0104	800	2.08	0.0567
3133EPSW6	127381	FFCB	10/29/2025	08/14/2026	4.500	3.640	300,000.00	302,557.50	(1,980.00)	1,762.50	1.0066	135	0.37	0.0032
3133ET2K2	127434	FFCB - Callable	12/10/2025	12/01/2027	3.720	3.746	250,000.00	251,883.75	125.00	3,100.00	0.9995	609	1.61	0.0358
53948BF53	127378	CP: LLOYDS BANK	10/23/2025	06/05/2026	0.000	3.947	300,000.00	298,293.66	7,125.00	0.00	0.9763	65	0.18	0.0012
62479MGH0	127368	CP: MUFG Bank	10/23/2025	07/17/2026	0.000	3.911	300,000.00	297,201.39	8,343.75	0.00	0.9722	107	0.29	0.0023
721664JL5	127522	MUNI: PIMA COUNTY AZ	02/10/2026	12/01/2027	5.382	3.655	250,000.00	258,090.00	(7,472.50)	4,485.00	1.0299	609	1.59	0.0354
91282CMW8	127483	US Treasury	01/23/2026	04/15/2028	3.750	3.626	250,000.00	254,072.92	(644.53)	4,326.92	1.0026	745	1.95	0.0506
VP4560000	124578	Principal	11/04/2019	04/01/2026	3.595	3.595	199,823.46	199,823.46	0.00	403.36	1.0000	0	0.00	0.0000
					<b>3.304</b>	<b>3.833</b>	<b>2,399,823.46</b>	<b>2,426,474.24</b>	<b>(155.78)</b>	<b>21,159.45</b>	<b>1.0001</b>	<b>361</b>	<b>0.95</b>	<b>0.0207</b>
		<b>TRI Pool Summary</b>			<b>3.211</b>	<b>3.797</b>	<b>8,467,249.11</b>	<b>8,498,217.73</b>	<b>14,545.85</b>	<b>36,480.05</b>	<b>0.9983</b>	<b>238</b>	<b>0.62</b>	<b>0.0187</b>
<b>FMPA AS AGENT FOR UTILITIES COMMISSION NEW SMYRNA BEACH</b>														
2063C1FR6	127567	CP: CONCORD MINUTE	03/24/2026	06/25/2026	0.000	4.077	3,200,000.00	3,176,240.32	32,901.33	0.00	0.9897	85	0.23	0.0017
N/A	125737	UCNSB SBA	12/20/2021	04/01/2026	3.860	3.860	5,634,731.87	5,634,731.87	0.00	19,152.60	1.0000	0	0.00	0.0000
VP4560000	125725	Principal	12/20/2021	04/01/2026	3.595	3.595	2,647,430.94	2,647,430.94	0.00	10,009.47	1.0000	0	0.00	0.0000
					<b>2.723</b>	<b>3.859</b>	<b>11,482,162.81</b>	<b>11,458,403.13</b>	<b>32,901.33</b>	<b>29,162.07</b>	<b>0.9971</b>	<b>24</b>	<b>0.07</b>	<b>0.0005</b>
		<b>UCNS Pool Summary</b>			<b>2.723</b>	<b>3.859</b>	<b>11,482,162.81</b>	<b>11,458,403.13</b>	<b>32,901.33</b>	<b>29,162.07</b>	<b>0.9971</b>	<b>24</b>	<b>0.07</b>	<b>0.0005</b>
		<b>Open Investments</b>			<b>3.374</b>	<b>3.934</b>	<b>608,026,355.65</b>	<b>612,549,005.60</b>	<b>2,056,726.92</b>	<b>3,337,428.62</b>	<b>0.9935</b>	<b>359</b>	<b>0.92</b>	<b>0.0335</b>