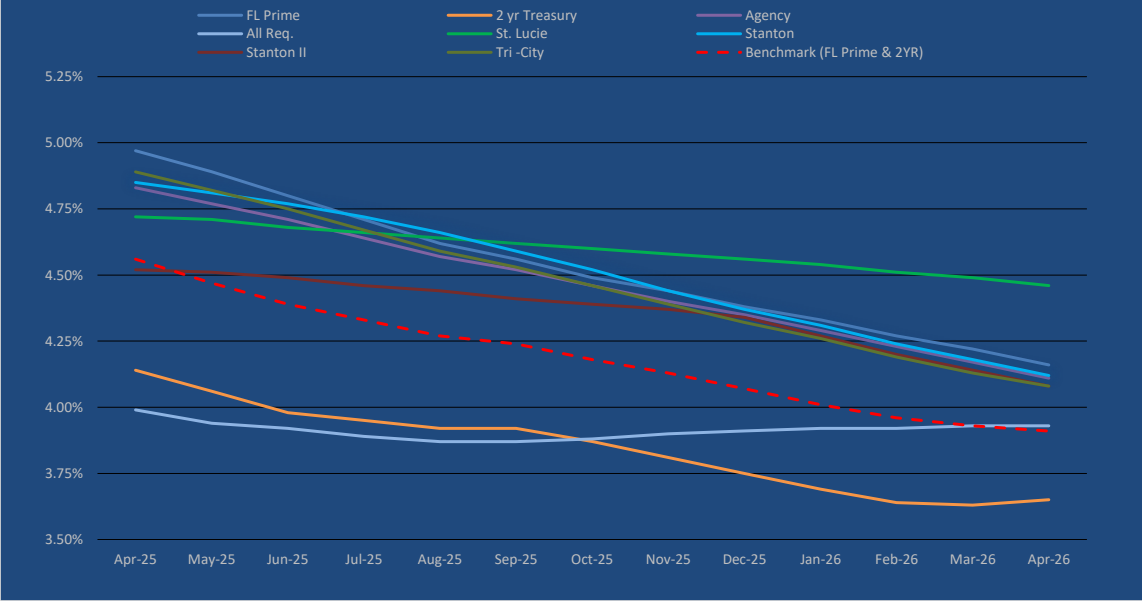
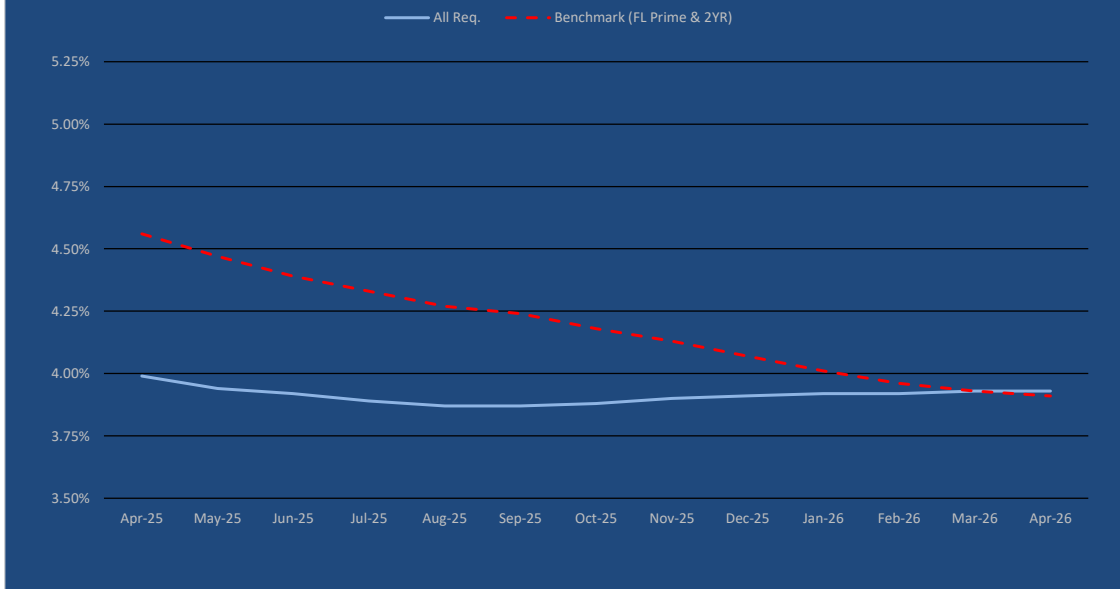


FMPA BOD Projects Rolling 12 Month Weighted Average Yield vs. Florida Prime and 2 YR Treasury (Apr 2025 - Apr 2026)



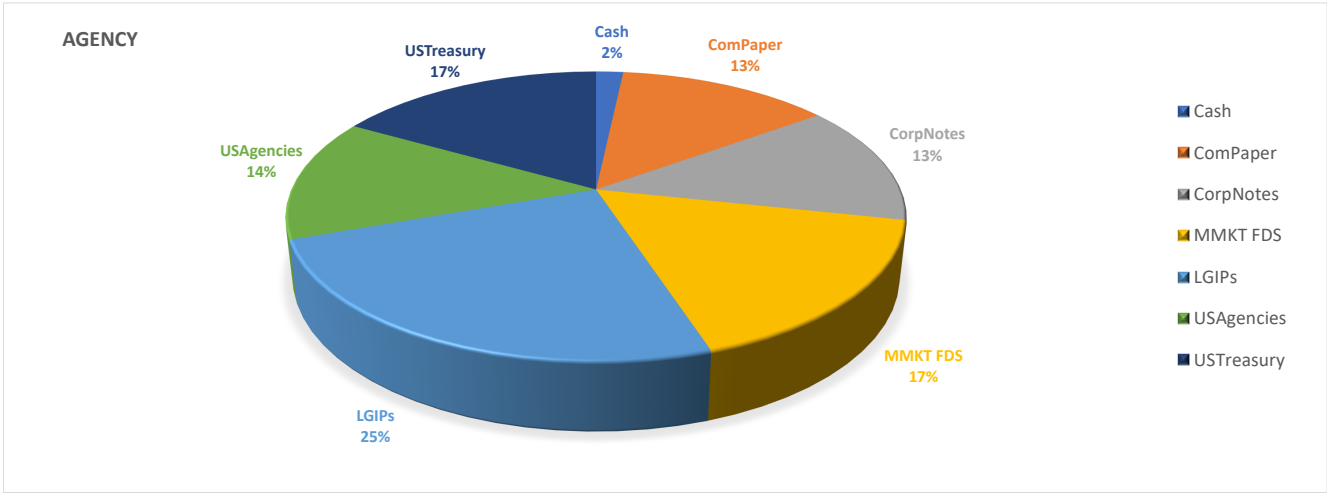
Rolling 12 month average	FL Prime	2 yr Treasury	Benchmark	Agency	All Req.	St. Lucie	Stanton	Stanton II	Tri-City
4/30/2025	4.97%	4.14%	4.56%	4.83%	3.99%	4.72%	4.85%	4.52%	4.89%
5/31/2025	4.89%	4.06%	4.47%	4.77%	3.94%	4.71%	4.81%	4.51%	4.82%
6/30/2025	4.80%	3.98%	4.39%	4.71%	3.92%	4.68%	4.77%	4.49%	4.75%
7/31/2025	4.71%	3.95%	4.33%	4.64%	3.89%	4.66%	4.72%	4.46%	4.67%
8/31/2025	4.62%	3.92%	4.27%	4.57%	3.87%	4.64%	4.66%	4.44%	4.59%
9/30/2025	4.56%	3.92%	4.24%	4.52%	3.87%	4.62%	4.59%	4.41%	4.53%
10/31/2025	4.49%	3.87%	4.18%	4.46%	3.88%	4.60%	4.52%	4.39%	4.46%
11/30/2025	4.44%	3.81%	4.13%	4.40%	3.90%	4.58%	4.44%	4.37%	4.39%
12/31/2025	4.38%	3.75%	4.07%	4.35%	3.91%	4.56%	4.37%	4.34%	4.32%
1/31/2026	4.33%	3.69%	4.01%	4.29%	3.92%	4.54%	4.31%	4.27%	4.26%
2/28/2026	4.27%	3.64%	3.96%	4.23%	3.92%	4.51%	4.24%	4.20%	4.19%
3/31/2026	4.22%	3.63%	3.93%	4.17%	3.93%	4.49%	4.18%	4.14%	4.13%
4/30/2026	4.16%	3.65%	3.91%	4.11%	3.93%	4.46%	4.12%	4.08%	4.08%

FMPA All-Requirements Rolling 12 Month Weighted Average Yield vs. Florida Prime and 2 Year Treasury (Apr 2025 - Apr 2026)

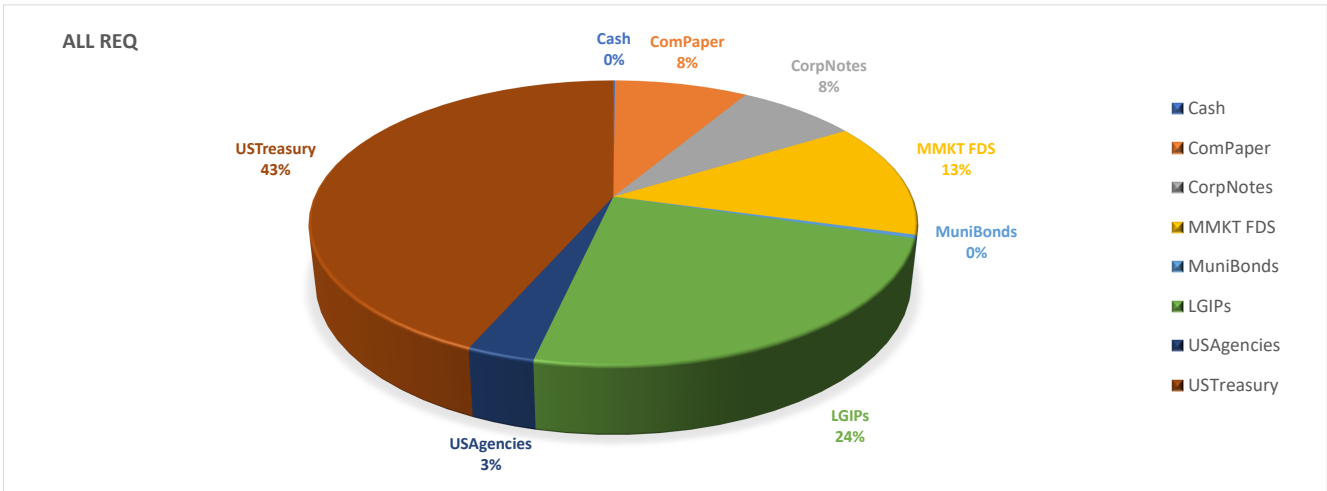


FMPA_MonthlyDiversification_April 2026

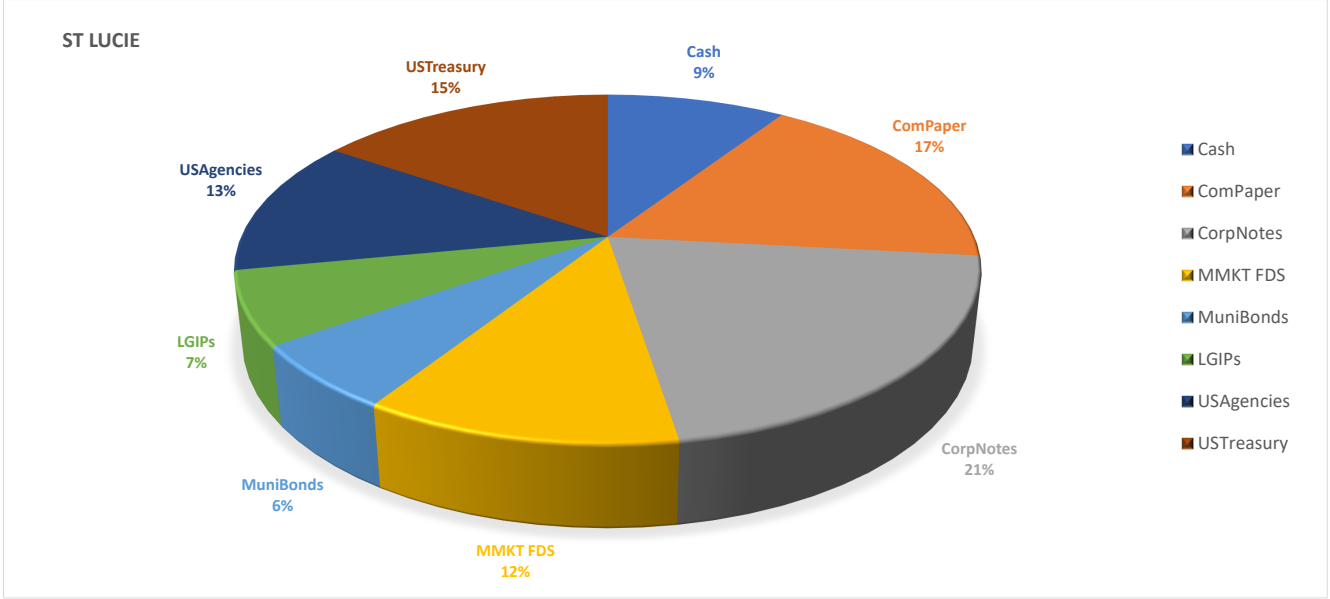
AGENCY								
	Cash	ComPaper	CorpNotes	MMKT FDS	LGIPs	USAgencies	USTreasury	Grand Total
AGN	250,000.00	-	-	-	-	-	-	250,000.00
AGN-DS23	-	-	-	4,918.83	-	-	442,453.94	447,372.77
AGN-O&M	-	1,962,044.12	1,976,073.70	1,625,419.77	3,628,442.92	2,022,844.86	2,032,421.26	13,247,246.63
AGN-R&R	-	-	-	817,778.82	-	-	-	817,778.82
AGN-REV23	-	-	-	7.69	-	-	-	7.69
Totals	250,000.00	1,962,044.12	1,976,073.70	2,448,125.11	3,628,442.92	2,022,844.86	2,474,875.20	14,762,405.91
% OF TOTAL	2%	13%	13%	17%	25%	14%	17%	100%



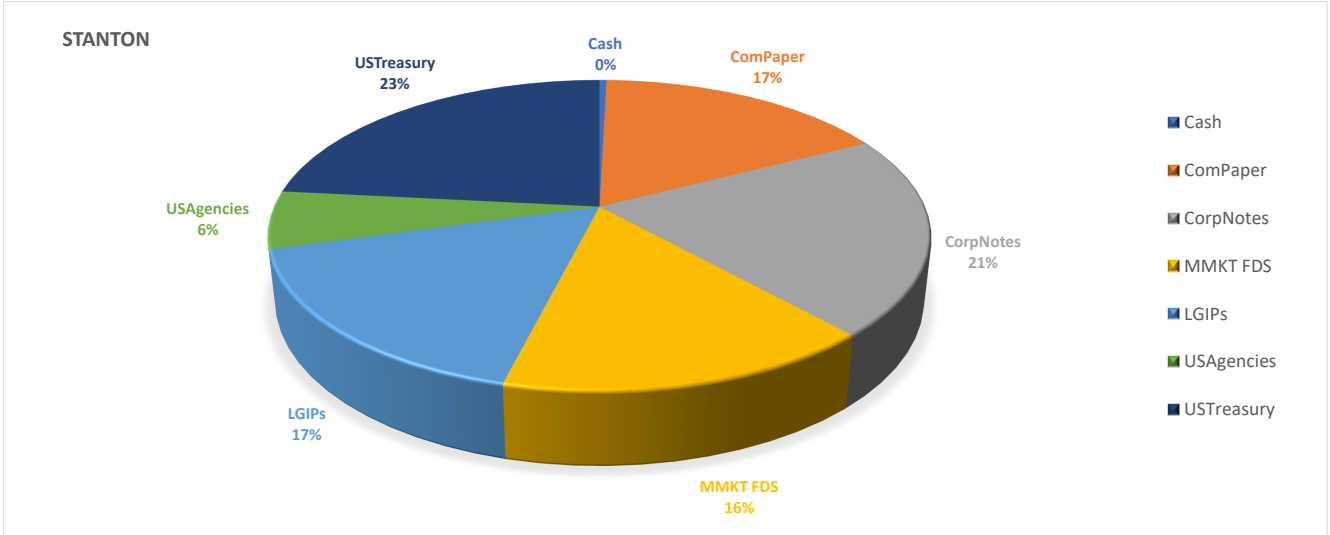
ALL REQ									
	Cash	ComPaper	CorpNotes	MMKT FDS	MuniBonds	LGIPs	USAgencies	USTreasury	Grand Total
ARP	250,000.00	-	-	-	-	-	-	-	250,000.00
ARP-2019A	-	-	-	46,346.71	-	-	-	5,771,547.57	5,817,894.28
ARP-21A DS	-	-	-	1,417.54	-	-	-	95,204.81	96,622.35
ARP-21B DS	-	-	-	77,675.04	-	-	-	59,228,733.69	59,306,408.73
ARP-21BSUB	-	-	-	472,739.19	-	8,011,868.07	-	-	8,484,607.26
ARP-25A DS	-	-	-	38,499.03	-	-	-	5,692,581.77	5,731,080.80
ARP-CON25A	-	4,945,164.77	-	1,279,243.21	-	20,555,216.59	-	-	26,779,624.57
ARP-CONT	-	-	510,431.19	1,063,848.96	-	-	-	-	1,574,280.15
ARP-DS16A	-	-	-	27,736.72	-	-	-	14,064,598.96	14,092,335.68
ARP-DS17A	-	-	-	50,000.04	-	-	-	13,501,779.50	13,551,779.54
ARP-DS18A	-	-	-	5,170.20	-	-	-	180,376.27	185,546.47
ARP-GEN	-	2,965,200.31	3,549,809.01	1,827,507.02	970,563.33	-	-	2,035,485.57	11,348,565.24
ARP-O&M	-	9,952,356.98	5,032,252.27	24,557,029.02	-	30,075,548.64	3,019,211.67	-	72,636,398.58
ARP-PRO25A	-	-	-	1.00	-	-	-	-	1.00
ARP-PRO25B	-	-	-	1.00	-	-	-	-	1.00
ARP-R&R	-	2,978,212.34	9,657,397.19	2,560,819.03	-	-	4,508,088.61	6,043,654.53	25,748,171.70
ARP-SUBDBT	-	-	-	2.92	-	-	-	-	2.92
Totals	250,000.00	20,840,934.40	18,749,889.66	32,008,036.63	970,563.33	58,642,633.30	7,527,300.28	106,613,962.67	245,603,320.27
% OF TOTAL	0%	8%	8%	13%	0%	24%	3%	43%	100%



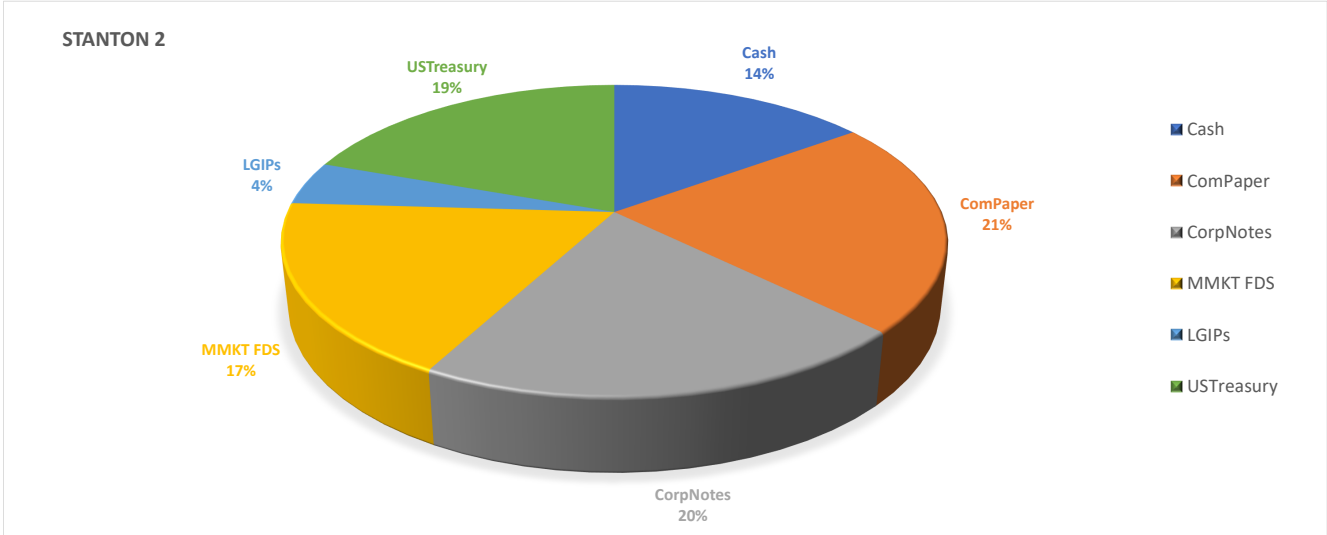
ST LUCIE									
	Cash	ComPaper	CorpNotes	MMKT FDS	MuniBonds	LGIPs	USAgencies	USTreasury	Grand Total
SL	100,000.00	-	-	-	-	-	-	-	100,000.00
STL NFS	-	2,239,161.82	-	2,594,144.44	-	-	-	-	4,833,306.26
STL-CONT	-	977,967.05	-	707,918.04	492,480.00	-	-	496,155.78	2,674,520.87
STL-DS13A	-	-	-	10,683.63	-	-	-	880,070.36	890,753.99
STL-DS21A	-	-	-	11,775.46	-	-	-	825,678.55	837,454.01
STL-DS21B	-	-	-	44,634.75	-	-	-	3,068,850.08	3,113,484.83
STL-GEN	7,565,251.79	3,472,458.72	14,785,065.67	2,920,110.84	3,525,879.00	-	7,482,428.82	6,014,315.76	45,765,510.60
STL-O&M	-	1,996,310.60	1,451,733.41	3,253,888.22	-	5,637,825.63	1,006,403.89	-	13,346,161.75
STL-R&R	-	5,928,490.99	967,822.27	99,434.10	1,042,885.50	-	1,989,254.17	1,529,201.34	11,557,088.37
Totals	7,665,251.79	14,614,389.18	17,204,621.35	9,642,589.48	5,061,244.50	5,637,825.63	10,478,086.88	12,814,271.87	83,118,280.68
% OF TOTAL	9%	17%	21%	12%	6%	7%	13%	15%	100%



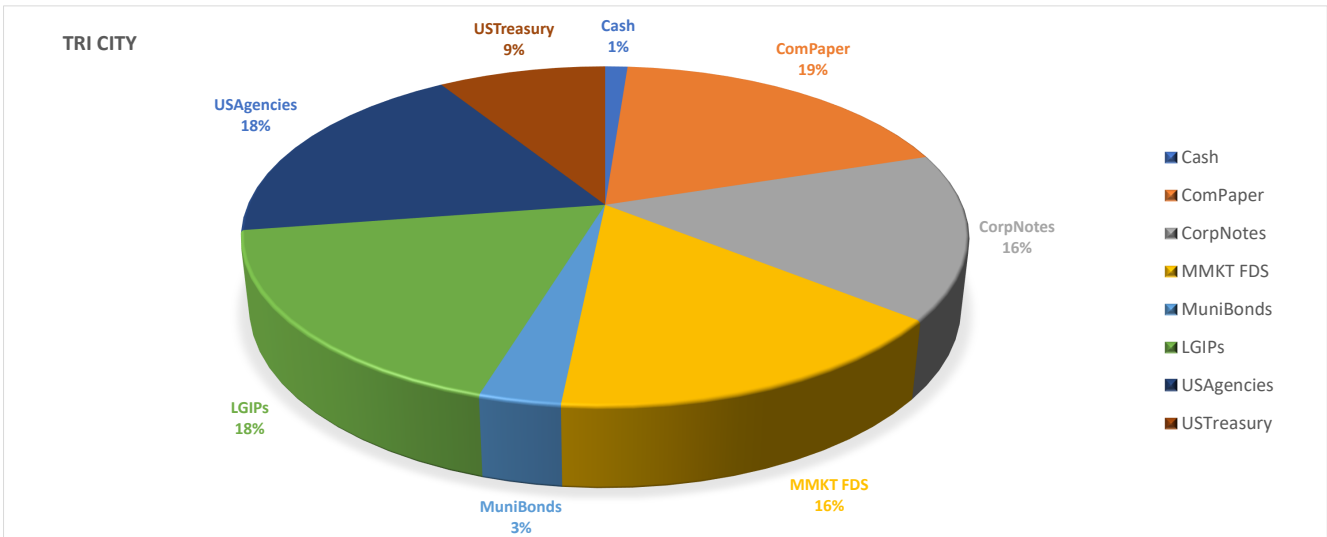
STANTON								
Row Labels	Cash	ComPaper	CorpNotes	MMKT FDS	LGIPs	USAgencies	USTreasury	Grand Total
STN	100,000.00	-	-	-	-	-	-	100,000.00
STN-CONT	-	488,563.04	511,786.39	262,647.36	-	-	-	1,262,996.79
STN-GEN	-	2,231,438.99	3,362,736.27	1,305,607.14	-	-	5,023,301.29	11,923,083.69
STN-O&M	-	989,076.32	-	996,606.93	4,134,845.08	1,484,790.56	-	7,605,318.89
STN-R&R	-	496,634.60	1,288,068.43	1,300,904.29	-	-	749,385.26	3,834,992.58
Totals	100,000.00	4,205,712.95	5,162,591.09	3,865,765.72	4,134,845.08	1,484,790.56	5,772,686.55	24,726,391.95
% OF TOTAL	0%	17%	21%	16%	17%	6%	23%	100%



STANTON 2								
Row Labels	Cash	ComPaper	CorpNotes	MMKT FDS	LGIPs	USAgencies	USTreasury	Grand Total
STN2	100,000.00	-	-	-	-	-	-	100,000.00
STN2-CONT	-	-	-	248,891.41	-	-	999,180.34	1,248,071.75
STN2-DS17A	-	-	-	6,111.97	-	-	263,836.45	269,948.42
STN2-DS17B	-	-	-	29,782.67	-	-	3,107,803.76	3,137,586.43
STN2-DS20	-	-	-	1,603.10	-	-	-	1,603.10
STN2-DS22A	-	-	-	34,527.38	-	-	3,575,170.44	3,609,697.82
STN2-GEN	7,565,251.79	9,419,832.48	9,768,146.33	4,602,203.91	-	2,485,298.61	-	33,840,733.12
STN2-O&M	-	-	749,133.41	1,256,244.25	2,302,783.12	-	-	4,308,160.78
STN2-R&R	-	1,976,397.73	-	3,051,852.51	-	-	1,989,304.65	7,017,554.89
STN2-REV20	-	-	-	19.65	-	-	-	19.65
STN2-SUBDT	-	-	-	925.96	-	-	49,266.59	50,192.55
Totals	7,665,251.79	11,396,230.21	10,517,279.74	9,232,162.81	2,302,783.12	2,485,298.61	9,984,562.23	53,583,568.51
% OF TOTAL	14%	21%	20%	17%	4%	5%	19%	100%



TRI CITY									
Row Labels	Cash	ComPaper	CorpNotes	MMKT FDS	MuniBonds	LGIPs	USAgencies	USTreasury	Grand Total
TC	100,000.00	-	-	-	-	-	-	-	100,000.00
TRI-CONT	-	-	-	162,491.90	-	-	202,320.00	-	364,811.90
TRI-GEN	-	249,254.19	510,431.19	127,323.54	-	-	802,506.25	249,187.96	1,938,703.13
TRI-O&M	-	741,089.83	255,093.85	863,688.78	-	1,509,621.26	-	252,503.81	3,621,997.53
TRI-R&R	-	597,059.54	565,832.50	182,331.70	260,721.38	-	555,738.75	249,795.09	2,411,478.96
Totals	100,000.00	1,587,403.56	1,331,357.54	1,335,835.92	260,721.38	1,509,621.26	1,560,565.00	751,486.86	8,436,991.52
% OF TOTAL	1%	19%	16%	16%	3%	18%	18%	9%	100%



Investment Report

May 1, 2026

CUSIP	ContNo	Issuer	Purchase Date	Maturity Date	Coupon	Yield to Maturity	Current Par	Market Value	(Premium)/Discount	Accrued Interest	Original Cost	Days To Maturity	Duration	Convexity
AGENCY RENEWAL & REPLACEMENT														
VP4560000	127237	Principal	06/25/2025	05/01/2026	3.604	3.604	817,778.82	817,778.82	0.00	1,607.92	1.0000	0	0.01	0.0000
					3.604	3.604	817,778.82	817,778.82	0.00	1,607.92	1.0000	0	0.01	0.0000
Agency O&M														
3130AWTR1	127349	FHLB	10/15/2025	09/08/2028	4.375	3.511	1,000,000.00	1,016,440.97	(23,570.00)	6,440.97	1.0236	861	2.25	0.0646
3133ETUC9	127312	FFCB - Callable	09/05/2025	08/21/2028	4.070	4.069	1,000,000.00	1,006,403.89	0.00	7,913.89	1.0000	843	2.21	0.0623
40139LBA0	127316	CORP: GUARDIAN	09/05/2025	11/19/2027	1.250	3.954	1,000,000.00	967,822.27	56,590.00	5,625.00	0.9434	567	1.53	0.0321
46850CKN6	127501	CP: JACKSON NTL	01/29/2026	10/22/2026	0.000	3.900	1,000,000.00	984,918.04	27,634.44	0.00	0.9724	174	0.48	0.0045
693475AT2	127350	CORP: PNC	10/15/2025	05/19/2027	3.150	3.872	1,000,000.00	1,008,251.43	11,080.00	14,175.00	0.9889	383	1.03	0.0168
74625UNN9	127517	CP: Pure Grove	01/30/2026	01/22/2027	0.000	3.872	1,000,000.00	977,126.08	36,493.33	0.00	0.9635	266	0.73	0.0087
91282CJK8	127595	US Treasury	04/13/2026	11/15/2026	4.625	3.732	1,000,000.00	1,026,101.33	(5,117.19)	21,336.33	1.0051	198	0.53	0.0061
91282CLH2	127133	US Treasury	03/17/2025	08/31/2026	3.750	4.045	1,000,000.00	1,006,319.93	4,140.62	6,317.93	0.9959	122	0.33	0.0028
N/A	125278	AGENCY SBA	11/05/2020	05/01/2026	3.850	3.850	3,628,442.92	3,628,442.92	0.00	11,664.99	1.0000	0	0.01	0.0000
VP4560000	124711	Principal	11/26/2019	05/01/2026	3.604	3.604	1,625,419.77	1,625,419.77	0.00	7,583.36	1.0000	0	0.01	0.0000
					3.097	3.832	13,253,862.69	13,247,246.63	107,251.20	81,057.47	0.9919	258	0.69	0.0150
AGENCY PLOAN DEBT SVC 2023														
91282YGG9	127579	US Treasury	04/06/2026	09/30/2026	1.625	3.721	385,000.00	382,324.59	3,834.96	529.90	0.9900	152	0.42	0.0037
91282CLP4	127608	US Treasury	04/28/2026	09/30/2026	3.500	3.696	60,000.00	60,129.35	51.56	177.87	0.9991	152	0.42	0.0037
N/A	126765	Goldman Sachs M-Mkt	01/25/2024	05/01/2026	3.405	3.405	4,918.83	4,918.83	0.00	285.66	1.0000	0	0.01	0.0000
					1.895	3.714	449,918.83	447,372.77	3,886.52	993.43	0.9914	150	0.41	0.0037
AGENCY PLOAN REV EXP 2023														
N/A	127506	Goldman Sachs M-Mkt	01/08/2026	05/01/2026	3.405	3.405	7.69	7.69	0.00	0.17	1.0000	0	0.01	0.0000
					3.405	3.405	7.69	7.69	0.00	0.17	1.0000	0	0.01	0.0000
		AGN Pool Summary			3.088	3.815	14,521,568.03	14,512,405.91	111,137.72	83,658.99	0.9923	240	0.64	0.0138
ALL REQUIREMENTS 2021B SUBORDINATE BOND PROCEED														
N/A	125431	Goldman Sachs M-Mkt	04/15/2021	05/01/2026	3.405	3.405	472,739.19	472,739.19	0.00	7,781.75	1.0000	0	0.01	0.0000
N/A	125476	ARP 21B SUB SBA	04/30/2021	05/01/2026	3.850	3.850	8,011,868.07	8,011,868.07	0.00	43,719.46	1.0000	0	0.01	0.0000
					3.825	3.825	8,484,607.26	8,484,607.26	0.00	51,501.21	1.0000	0	0.01	0.0000
ALL REQUIREMENTS 2025A CONSTRUCTION														
0347M3J47	127590	CP: Anglesea Funding	04/10/2026	09/04/2026	0.000	3.987	5,000,000.00	4,945,164.77	79,012.50	0.00	0.9842	126	0.34	0.0028
N/A	127300	Goldman Sachs M-Mkt	08/04/2025	05/01/2026	3.405	3.405	1,279,243.21	1,279,243.21	0.00	10,725.56	1.0000	0	0.01	0.0000
N/A	127319	ARP 25A FI Palm	09/05/2025	05/01/2026	3.740	3.740	20,555,216.59	20,555,216.59	0.00	66,003.01	1.0000	0	0.01	0.0000
					3.027	3.770	26,834,459.80	26,779,624.57	79,012.50	76,728.57	0.9971	23	0.07	0.0006
ALL REQUIREMENTS CONTINGENCY														
06055JNR6	127372	CORP: BANK OF AMER	10/17/2025	09/19/2030	4.150	4.182	500,000.00	510,431.19	730.00	2,420.83	0.9985	1,602	4.04	0.1894
VP4560000	124582	Principal	11/04/2019	05/01/2026	3.604	3.604	1,063,848.96	1,063,848.96	0.00	3,287.61	1.0000	0	0.01	0.0000
					3.778	3.789	1,563,848.96	1,574,280.15	730.00	5,708.44	0.9995	512	1.30	0.0606

Investment Report

May 1, 2026

<u>CUSIP</u>	<u>ContNo</u>	<u>Issuer</u>	<u>Purchase Date</u>	<u>Maturity Date</u>	<u>Coupon</u>	<u>Yield to Maturity</u>	<u>Current Par</u>	<u>Market Value</u>	<u>(Premium)/Discount</u>	<u>Accrued Interest</u>	<u>Original Cost</u>	<u>Days To Maturity</u>	<u>Duration</u>	<u>Convexity</u>
ALL REQUIREMENTS DEBT SERVICE 2016A														
912828YG9	127580	US Treasury	04/06/2026	09/30/2026	1.625	3.721	3,315,000.00	3,291,963.69	33,020.52	4,562.65	0.9900	152	0.42	0.0037
91282CLP4	127572	US Treasury	03/27/2026	09/30/2026	3.500	3.756	8,250,000.00	8,267,245.55	10,634.76	24,456.97	0.9987	152	0.42	0.0037
91282CLP4	127609	US Treasury	04/28/2026	09/30/2026	3.500	3.696	2,500,000.00	2,505,389.72	2,148.45	7,411.20	0.9991	152	0.42	0.0037
N/A	118861	Goldman Sachs M-Mkt	05/12/2016	05/01/2026	3.405	3.405	27,736.72	27,736.72	0.00	2,541.82	1.0000	0	0.01	0.0000
					3.059	3.737	14,092,736.72	14,092,335.68	45,803.73	38,972.64	0.9967	152	0.42	0.0037
ALL REQUIREMENTS DEBT SERVICE 2017A														
912828YG9	127581	US Treasury	04/06/2026	09/30/2026	1.625	3.721	2,925,000.00	2,904,673.84	29,135.75	4,025.87	0.9900	152	0.42	0.0037
91282CLP4	127573	US Treasury	03/27/2026	09/30/2026	3.500	3.756	8,500,000.00	8,517,768.14	10,957.04	25,198.09	0.9987	152	0.42	0.0037
91282CLP4	127610	US Treasury	04/28/2026	09/30/2026	3.500	3.696	2,075,000.00	2,079,337.52	1,783.21	6,151.30	0.9991	152	0.42	0.0037
N/A	120615	Goldman Sachs M-Mkt	06/30/2017	05/01/2026	3.405	3.405	50,000.04	50,000.04	0.00	2,101.63	1.0000	0	0.01	0.0000
					3.095	3.738	13,550,000.04	13,551,779.54	41,876.00	37,476.89	0.9969	151	0.41	0.0037
ALL REQUIREMENTS DEBT SERVICE 2018A														
91282CLP4	127611	US Treasury	04/28/2026	09/30/2026	3.500	3.696	180,000.00	180,376.27	154.69	533.61	0.9991	152	0.42	0.0037
N/A	122318	Goldman Sachs M-Mkt	07/26/2018	05/01/2026	3.405	3.405	5,170.20	5,170.20	0.00	142.00	1.0000	0	0.01	0.0000
					3.497	3.688	185,170.20	185,546.47	154.69	675.61	0.9992	148	0.40	0.0036
ALL REQUIREMENTS DEBT SERVICE 2019A														
912828YG9	127576	US Treasury	04/06/2026	09/30/2026	1.625	3.721	1,725,000.00	1,713,012.78	17,182.62	2,374.23	0.9900	152	0.42	0.0037
91282CLP4	127569	US Treasury	03/27/2026	09/30/2026	3.500	3.756	3,000,000.00	3,006,271.11	3,867.18	8,893.44	0.9987	152	0.42	0.0037
91282CLP4	127604	US Treasury	04/28/2026	09/30/2026	3.500	3.696	1,050,000.00	1,052,263.68	902.35	3,112.70	0.9991	152	0.42	0.0037
N/A	124837	Goldman Sachs M-Mkt	11/25/2019	05/01/2026	3.405	3.405	46,346.71	46,346.71	0.00	1,349.84	1.0000	0	0.01	0.0000
					2.944	3.732	5,821,346.71	5,817,894.28	21,952.15	15,730.21	0.9962	151	0.41	0.0037
ALL REQUIREMENTS DEBT SERVICE 2021A														
91282CLP4	127606	US Treasury	04/28/2026	09/30/2026	3.500	3.696	95,000.00	95,204.81	81.64	281.63	0.9991	152	0.42	0.0037
N/A	125470	Goldman Sachs M-Mkt	04/30/2021	05/01/2026	3.405	3.405	1,417.54	1,417.54	0.00	73.80	1.0000	0	0.01	0.0000
					3.499	3.692	96,417.54	96,622.35	81.64	355.43	0.9992	150	0.41	0.0037
ALL REQUIREMENTS DEBT SERVICE 2021B														
912797RS8	127490	US Treasury	01/27/2026	09/03/2026	0.000	3.546	9,000,000.00	8,886,791.85	187,518.78	0.00	0.9792	125	0.34	0.0028
912828YG9	127578	US Treasury	04/06/2026	09/30/2026	1.625	3.721	9,825,000.00	9,756,724.95	97,866.24	13,522.80	0.9900	152	0.42	0.0037
91282CLP4	127571	US Treasury	03/27/2026	09/30/2026	3.500	3.756	32,000,000.00	32,066,891.83	41,250.00	94,863.39	0.9987	152	0.42	0.0037
91282CLP4	127607	US Treasury	04/28/2026	09/30/2026	3.500	3.696	8,500,000.00	8,518,325.06	7,304.73	25,198.09	0.9991	152	0.42	0.0037
N/A	125477	Goldman Sachs M-Mkt	05/04/2021	05/01/2026	3.405	3.405	77,675.04	77,675.04	0.00	6,677.94	1.0000	0	0.01	0.0000
					2.659	3.710	59,402,675.04	59,306,408.73	333,939.75	140,262.22	0.9944	148	0.40	0.0036
ALL REQUIREMENTS DEBT SERVICE 2025A														
912828YG9	127577	US Treasury	04/06/2026	09/30/2026	1.625	3.721	2,150,000.00	2,135,059.40	21,416.02	2,959.19	0.9900	152	0.42	0.0037
91282CLP4	127570	US Treasury	03/27/2026	09/30/2026	3.500	3.756	2,000,000.00	2,004,180.74	2,578.13	5,928.96	0.9987	152	0.42	0.0037
91282CLP4	127605	US Treasury	04/28/2026	09/30/2026	3.500	3.696	1,550,000.00	1,553,341.63	1,332.04	4,594.95	0.9991	152	0.42	0.0037
N/A	127324	Goldman Sachs M-Mkt	08/25/2025	05/01/2026	3.405	3.405	38,499.03	38,499.03	0.00	1,981.01	1.0000	0	0.01	0.0000
					2.797	3.724	5,738,499.03	5,731,080.80	25,326.19	15,464.11	0.9956	151	0.41	0.0037

Investment Report

May 1, 2026

CUSIP	ContNo	Issuer	Purchase Date	Maturity Date	Coupon	Yield to Maturity	Current Par	Market Value	(Premium)/Discount	Accrued Interest	Original Cost	Days To Maturity	Duration	Convexity
ALL REQUIREMENTS GENERAL RESERVE														
04685A2R1	127347	CORP: ATHENE	10/10/2025	11/19/2030	2.550	4.569	1,000,000.00	961,849.15	91,090.00	11,475.00	0.9089	1,663	4.27	0.2091
06055JNR6	127326	CORP: BANK OF AMER	09/19/2025	09/19/2030	4.150	4.150	500,000.00	510,431.19	0.00	2,420.83	1.0000	1,602	4.04	0.1894
06741EGD6	127471	CP: BARCCP	01/13/2026	07/13/2026	0.000	3.875	2,000,000.00	1,987,233.26	37,708.34	0.00	0.9811	73	0.20	0.0014
341271AE4	127001	MUNI: FLORIDA SBA	10/16/2024	07/01/2027	1.705	4.440	1,000,000.00	970,563.33	69,090.00	5,683.33	0.9309	426	1.15	0.0196
46849LVA6	127412	CORP: JXN	11/20/2025	07/02/2027	5.550	4.180	2,000,000.00	2,077,528.67	(42,300.00)	36,691.67	1.0212	427	1.13	0.0200
46850CNC7	127473	CP: JACKSON NTL	01/13/2026	01/12/2027	0.000	3.941	1,000,000.00	977,967.05	37,815.56	0.00	0.9622	256	0.70	0.0082
91282CJK8	127071	US Treasury	12/20/2024	11/15/2026	4.625	4.312	1,500,000.00	1,539,329.79	(8,400.24)	32,182.29	0.0431	198	0.53	0.0062
91282CPC9	127357	US Treasury	10/20/2025	10/15/2028	3.500	3.461	500,000.00	496,155.78	(545.00)	765.03	1.0011	898	2.38	0.0705
VP4560000	124710	Principal	11/25/2019	05/01/2026	3.604	3.604	1,827,507.02	1,827,507.02	0.00	5,634.47	1.0000	0	0.01	0.0000
					2.887	4.054	11,327,507.02	11,348,565.24	184,458.66	94,852.62	0.8563	432	1.13	0.0370
ALL REQUIREMENTS O&M														
06741EEM8	127411	CP: BARCCP	11/19/2025	05/21/2026	0.000	4.097	5,000,000.00	4,991,214.94	100,650.00	0.00	0.9799	20	0.05	0.0003
3133ETUC9	127313	FFCB - Callable	09/05/2025	08/21/2028	4.070	4.069	3,000,000.00	3,019,211.67	0.00	23,741.67	1.0000	843	2.21	0.0623
58989V2J2	127568	CORP: METLIFE	03/27/2026	10/01/2027	4.000	4.329	5,000,000.00	5,032,252.27	23,850.00	16,666.67	0.9952	518	1.39	0.0273
62455GGV0	127502	CP: Mountcliff Fund	01/29/2026	07/29/2026	0.000	3.907	5,000,000.00	4,961,142.04	95,025.00	0.00	0.9810	89	0.24	0.0018
N/A	125279	All Req. SBA	11/05/2020	05/01/2026	3.850	3.850	30,075,548.64	30,075,548.64	0.00	95,747.34	1.0000	0	0.01	0.0000
VP4560000	124611	Principal	11/21/2019	05/01/2026	3.604	3.604	24,557,029.02	24,557,029.02	0.00	69,191.23	1.0000	0	0.01	0.0000
					3.256	3.830	72,632,577.66	72,636,398.58	219,525.00	205,346.91	0.9970	78	0.21	0.0046
ALL REQUIREMENTS RENEWAL & REPLACEMENT														
04685A3X7	127360	CORP: ATHENE	10/20/2025	07/09/2027	5.349	4.030	2,000,000.00	2,070,135.83	(43,260.00)	33,282.67	1.0216	434	1.15	0.0205
3133ETJ73	127468	FFCB - Callable	01/09/2026	10/21/2030	4.120	4.142	2,500,000.00	2,485,298.61	2,500.00	2,861.11	0.9990	1,634	4.13	0.1964
3133ETR82	127404	FFCB - Callable	11/10/2025	11/10/2028	3.840	3.840	2,000,000.00	2,022,790.00	0.00	36,480.00	1.0000	924	2.40	0.0729
52953HEV8	127529	CP: Lexington Parker	02/19/2026	05/29/2026	0.000	3.914	2,000,000.00	1,995,083.82	21,010.00	0.00	0.9895	28	0.08	0.0004
64110LAU0	127596	CORP: NETFLIX	04/15/2026	11/15/2029	5.375	4.256	1,250,000.00	1,341,487.86	(46,000.00)	25,381.94	1.0368	1,294	3.22	0.1261
74256LFC8	127362	CORP: PRINCIPAL LIFE	10/20/2025	01/09/2028	4.800	4.040	2,000,000.00	2,062,092.34	(31,840.00)	29,866.67	1.0159	618	1.63	0.0368
74625ULC5	127525	CP: Pure Grove	02/11/2026	11/12/2026	0.000	3.785	1,000,000.00	983,128.52	27,628.33	0.00	0.9724	195	0.53	0.0053
78016FZU1	127361	CORP: ROYAL BK CA	10/20/2025	11/01/2027	6.000	3.762	2,000,000.00	2,124,124.26	(86,680.00)	60,000.00	1.0433	549	1.42	0.0300
79466LAR5	127591	CORP: CRM	04/10/2026	03/15/2029	4.650	4.402	2,000,000.00	2,059,556.90	(12,940.00)	12,400.00	1.0065	1,049	2.71	0.0906
91282CJT9	126751	US Treasury	01/19/2024	01/15/2027	4.000	4.135	2,000,000.00	2,027,451.41	7,500.00	23,425.41	0.9963	259	0.70	0.0089
91282CKJ9	127356	US Treasury	10/20/2025	04/15/2027	4.500	3.488	2,000,000.00	2,017,842.43	(29,062.50)	3,934.43	1.0145	349	0.94	0.0141
91282CMW8	127359	US Treasury	10/20/2025	04/15/2028	3.750	3.452	2,000,000.00	1,998,360.69	(14,060.00)	3,278.69	1.0070	715	1.91	0.0475
VP4560000	124585	Principal	11/04/2019	05/01/2026	3.604	3.604	2,560,819.03	2,560,819.03	0.00	14,317.02	1.0000	0	0.01	0.0000
					3.952	3.904	25,310,819.03	25,748,171.70	(205,204.17)	245,227.94	1.0081	622	1.61	0.0513
ALL REQUIREMENTS SUBORDINATE DEBT														
N/A	127512	Goldman Sachs M-Mkt	01/08/2026	05/01/2026	3.405	3.405	2.92	2.92	0.00	0.00	1.0000	0	0.01	0.0000
					3.405	3.405	2.92	2.92	0.00	0.00	1.0000	0	0.01	0.0000
ARP 25A Proceeds														
VP4560000	127534	Principal	02/13/2026	05/01/2026	3.604	3.604	1.00	1.00	0.00	0.00	1.0000	0	0.01	0.0000
					3.604	3.604	1.00	1.00	0.00	0.00	1.0000	0	0.01	0.0000

Investment Report

May 1, 2026

<u>CUSIP</u>	<u>ContNo</u>	<u>Issuer</u>	<u>Purchase Date</u>	<u>Maturity Date</u>	<u>Coupon</u>	<u>Yield to Maturity</u>	<u>Current Par</u>	<u>Market Value</u>	<u>(Premium)/Discount</u>	<u>Accrued Interest</u>	<u>Original Cost</u>	<u>Days To Maturity</u>	<u>Duration</u>	<u>Convexity</u>
ARP 25B Proceeds														
VP4560000	127533	Principal	02/13/2026	05/01/2026	3.604	3.604	1.00	1.00	0.00	0.00	1.0000	0	0.01	0.0000
					3.604	3.604	1.00	1.00	0.00	0.00	1.0000	0	0.01	0.0000
			ARP Pool Summary		3.126	3.796	245,040,669.93	245,353,320.27	747,656.14	928,302.80	0.9911	173	0.46	0.0103
BARTOW PLOAN DEBT SERVICE 2025														
N/A	127343	TRUIST TRUSTEE	09/17/2025	05/01/2026	3.455	3.455	2,225.19	2,225.19	0.00	35.13	1.0000	0	0.01	0.0000
					3.455	3.455	2,225.19	2,225.19	0.00	35.13	1.0000	0	0.01	0.0000
BARTOW PLOAN PROJ FUND 2025														
N/A	127200	TRUIST TRUSTEE	05/30/2025	05/01/2026	3.455	3.455	4,288,133.83	4,288,133.83	0.00	12,731.17	1.0000	0	0.01	0.0000
					3.455	3.455	4,288,133.83	4,288,133.83	0.00	12,731.17	1.0000	0	0.01	0.0000
BARTOW PLOAN REVENUE EXPENSE 2025														
N/A	127575	TRUIST TRUSTEE	09/17/2025	05/01/2026	3.455	3.455	1.31	1.31	0.00	0.00	1.0000	0	0.01	0.0000
					3.455	3.455	1.31	1.31	0.00	0.00	1.0000	0	0.01	0.0000
			BART Pool Summary		3.455	3.455	4,290,360.33	4,290,360.33	0.00	12,766.30	1.0000	0	0.01	0.0000
Bushnell Rate Stabilization Fund														
VP4560000	124580	Principal	11/04/2019	05/01/2026	3.604	3.604	91,977.29	91,977.29	0.00	284.23	1.0000	0	0.01	0.0000
					3.604	3.604	91,977.29	91,977.29	0.00	284.23	1.0000	0	0.01	0.0000
			BUSH Pool Summary		3.604	3.604	91,977.29	91,977.29	0.00	284.23	1.0000	0	0.01	0.0000
FMPA CLEWISTON PL 2021 DEBT SERVICE FUND														
N/A	127509	Goldman Sachs M-Mkt	01/08/2026	05/01/2026	3.405	3.405	124.85	124.85	0.00	5.98	1.0000	0	0.01	0.0000
					3.405	3.405	124.85	124.85	0.00	5.98	1.0000	0	0.01	0.0000
FMPA CLEWISTON PL 2021 REVENUE & EXPENSE														
N/A	127510	Goldman Sachs M-Mkt	01/08/2026	05/01/2026	3.405	3.405	52.02	52.02	0.00	0.47	1.0000	0	0.01	0.0000
					3.405	3.405	52.02	52.02	0.00	0.47	1.0000	0	0.01	0.0000
			CLEW Pool Summary		3.405	3.405	176.87	176.87	0.00	6.45	1.0000	0	0.01	0.0000
FMPA Pool Loan Working Capital														
VP4560000	124586	Principal	11/04/2019	05/01/2026	3.604	3.604	18,684.84	18,684.84	0.00	73.61	1.0000	0	0.01	0.0000
					3.604	3.604	18,684.84	18,684.84	0.00	73.61	1.0000	0	0.01	0.0000
			FMPA Pool Summary		3.604	3.604	18,684.84	18,684.84	0.00	73.61	1.0000	0	0.01	0.0000
FMPA PL HOMESTEAD PROJECT FUND 2021														
N/A	125532	Goldman Sachs M-Mkt	06/28/2021	05/01/2026	3.405	3.405	4,401,778.73	4,401,778.73	0.00	13,032.93	1.0000	0	0.01	0.0000
					3.405	3.405	4,401,778.73	4,401,778.73	0.00	13,032.93	1.0000	0	0.01	0.0000
FMPA PL HOMESTEAD REVENUE EXPENSE FUND 2021														
N/A	127518	Goldman Sachs M-Mkt	02/02/2026	04/04/2042	3.405	3.405	30.32	30.32	0.00	0.40	1.0000	5,817	15.93	2.6158
					3.405	3.405	30.32	30.32	0.00	0.40	1.0000	5,817	15.93	2.6158

Investment Report

May 1, 2026

<u>CUSIP</u>	<u>ContNo</u>	<u>Issuer</u>	<u>Purchase Date</u>	<u>Maturity Date</u>	<u>Coupon</u>	<u>Yield to Maturity</u>	<u>Current Par</u>	<u>Market Value</u>	<u>(Premium)/Discount</u>	<u>Accrued Interest</u>	<u>Original Cost</u>	<u>Days To Maturity</u>	<u>Duration</u>	<u>Convexity</u>
HOMESTEAD PL DEBT SERVICE 2022														
N/A	127560	Goldman Sachs M-Mkt	01/08/2026	05/01/2026	3.405	3.405	250.69	250.69	0.00	42.87	1.0000	0	0.01	0.0000
					3.405	3.405	250.69	250.69	0.00	42.87	1.0000	0	0.01	0.0000
HOMESTEAD PL PROJECT FUND 2022														
N/A	126181	Goldman Sachs M-Mkt	11/17/2022	05/01/2026	3.405	3.405	5,274,218.31	5,274,218.31	0.00	15,616.07	1.0000	0	0.01	0.0000
					3.405	3.405	5,274,218.31	5,274,218.31	0.00	15,616.07	1.0000	0	0.01	0.0000
HOMESTEAD PL REVENUE EXPESNE 2022														
N/A	127504	Goldman Sachs M-Mkt	01/08/2026	05/01/2026	3.405	3.405	26.78	26.78	0.00	0.40	1.0000	0	0.01	0.0000
					3.405	3.405	26.78	26.78	0.00	0.40	1.0000	0	0.01	0.0000
		HMST Pool Summary			3.405	3.405	9,676,304.83	9,676,304.83	0.00	28,692.67	1.0000	0	0.01	0.0000
FMPA PL HOMESTEAD DEBT SERVICE 2021														
N/A	127559	Goldman Sachs M-Mkt	01/08/2026	05/01/2026	3.405	3.405	143.23	143.23	0.00	24.46	1.0000	0	0.01	0.0000
					3.405	3.405	143.23	143.23	0.00	24.46	1.0000	0	0.01	0.0000
		HOME Pool Summary			3.405	3.405	143.23	143.23	0.00	24.46	1.0000	0	0.01	0.0000
Kissimmee Rate Stabilization Fund														
VP4560000	124581	Principal	11/04/2019	05/01/2026	3.604	3.604	16,682.61	16,682.61	0.00	418.46	1.0000	0	0.01	0.0000
					3.604	3.604	16,682.61	16,682.61	0.00	418.46	1.0000	0	0.01	0.0000
		KUA Pool Summary			3.604	3.604	16,682.61	16,682.61	0.00	418.46	1.0000	0	0.01	0.0000
FMPA PL BUSHNELL Debt Service														
N/A	124748	Goldman Sachs M-Mkt	12/10/2019	05/01/2026	3.405	3.405	531.62	531.62	0.00	1.57	1.0000	0	0.01	0.0000
					3.405	3.405	531.62	531.62	0.00	1.57	1.0000	0	0.01	0.0000
FMPA PL BUSHNELL Revenue Fund														
N/A	125799	Goldman Sachs M-Mkt	02/01/2022	05/01/2026	3.405	3.405	56.35	56.35	0.00	0.26	1.0000	0	0.01	0.0000
					3.405	3.405	56.35	56.35	0.00	0.26	1.0000	0	0.01	0.0000
		POOL Pool Summary			3.405	3.405	587.97	587.97	0.00	1.83	1.0000	0	0.01	0.0000
St Lucie Contingency														
052404QH6	126702	MUNI: Austin College	12/19/2023	02/01/2027	1.361	4.476	500,000.00	492,480.00	44,855.00	1,701.25	0.9103	276	0.75	0.0096
46850CNC7	127475	CP: JACKSON NTL	01/13/2026	01/12/2027	0.000	3.941	1,000,000.00	977,967.05	37,815.56	0.00	0.9622	256	0.70	0.0082
91282CPC9	127423	US Treasury	10/20/2025	10/15/2028	3.500	3.461	500,000.00	496,155.78	(545.01)	765.03	1.0011	898	2.38	0.0705
VP4560000	124587	Principal	11/04/2019	05/01/2026	3.604	3.604	707,918.04	707,918.04	0.00	2,174.64	1.0000	0	0.01	0.0000
					1.840	3.863	2,707,918.04	2,674,520.87	82,125.55	4,640.92	0.9697	311	0.84	0.0178
St Lucie Debt Service 2013A														
912828YG9	127582	US Treasury	04/06/2026	09/30/2026	1.625	3.721	750,000.00	744,788.16	7,470.70	1,032.27	0.9900	152	0.42	0.0037
91282CLP4	127612	US Treasury	04/28/2026	09/30/2026	3.500	3.696	135,000.00	135,282.20	116.02	400.20	0.9991	152	0.42	0.0037
X9X9USDADM1	123469	MORGAN STANLEY LIQ	03/05/2019	05/01/2026	3.319	3.319	10,683.63	10,683.63	0.00	471.31	1.0000	0	0.01	0.0000
					1.928	3.712	895,683.63	890,753.99	7,586.72	1,903.78	0.9915	150	0.41	0.0037

Investment Report

May 1, 2026

CUSIP	ContNo	Issuer	Purchase Date	Maturity Date	Coupon	Yield to Maturity	Current Par	Market Value	(Premium)/Discount	Accrued Interest	Original Cost	Days To Maturity	Duration	Convexity
ST LUCIE DEBT SERVICE 2021A														
912828YG9	127583	US Treasury	04/06/2026	09/30/2026	1.625	3.721	670,000.00	665,344.09	6,673.83	922.17	0.9900	152	0.42	0.0037
91282CLP4	127613	US Treasury	04/28/2026	09/30/2026	3.500	3.696	160,000.00	160,334.46	137.50	474.32	0.9991	152	0.42	0.0037
X9X9USDADM1	125669	MORGAN STANLEY LIQ	10/20/2021	05/01/2026	3.319	3.319	11,775.46	11,775.46	0.00	457.50	1.0000	0	0.01	0.0000
					2.005	3.710	841,775.46	837,454.01	6,811.33	1,853.99	0.9919	150	0.41	0.0037
ST LUCIE DEBT SERVICE 2021B														
912828YG9	127584	US Treasury	04/06/2026	09/30/2026	1.625	3.721	2,500,000.00	2,482,627.21	24,902.34	3,440.92	0.9900	152	0.42	0.0037
91282CLP4	127614	US Treasury	04/28/2026	09/30/2026	3.500	3.696	585,000.00	586,222.87	502.73	1,734.22	0.9991	152	0.42	0.0037
X9X9USDADM1	126049	MORGAN STANLEY LIQ	07/27/2022	05/01/2026	3.319	3.319	44,634.75	44,634.75	0.00	1,690.52	1.0000	0	0.01	0.0000
					2.000	3.710	3,129,634.75	3,113,484.83	25,405.07	6,865.66	0.9919	150	0.41	0.0037
St Lucie Decommissioning														
04685A2Y6	127476	CORP: ATHENE	01/14/2026	06/07/2031	2.673	4.855	5,000,000.00	4,807,613.03	512,750.00	53,460.00	0.8975	1,863	4.75	0.2552
06055JQH5	127540	CORP: BANK OF AMER	02/25/2026	03/23/2027	3.850	3.860	1,500,000.00	1,513,238.59	150.00	10,747.92	0.9999	326	0.88	0.0130
06055JRD3	127589	CORP: BANK OF AMER	04/22/2026	04/22/2031	5.000	5.000	3,750,000.00	3,967,596.06	0.00	4,687.50	1.0000	1,817	4.48	0.2302
06418GAK3	126980	Bank of Nova Scotia	08/28/2024	08/01/2029	5.450	4.462	5,000,000.00	5,322,740.23	(216,050.00)	68,125.00	1.0432	1,188	2.99	0.1099
06945MHU3	127565	CP: Barton Capital	03/17/2026	08/28/2026	0.000	4.057	1,000,000.00	989,635.92	17,903.33	0.00	0.9821	119	0.33	0.0026
10921U2L1	126970	CORP: BRIGHTHOUSE	08/16/2024	06/10/2029	5.650	5.090	6,365,000.00	6,852,944.86	(150,023.05)	140,852.15	1.0236	1,136	2.85	0.1009
10921U2L1	126971	CORP: BRIGHTHOUSE	08/16/2024	06/10/2029	5.650	5.070	3,635,000.00	3,913,661.36	(88,803.05)	80,439.52	1.0244	1,136	2.85	0.1009
14913UAS9	127190	CORP: CAT	12/20/2024	11/15/2027	4.600	4.598	5,000,000.00	5,166,496.86	0.00	106,055.56	1.0000	563	1.48	0.0315
17325FBK3	126998	Corp: Citibank	10/18/2024	08/06/2029	4.838	4.472	10,000,000.00	10,439,464.03	(156,000.00)	114,230.56	1.0156	1,193	3.03	0.1120
19767DJA3	127566	CP: COLUMBIA	03/17/2026	09/10/2026	0.000	4.053	2,500,000.00	2,471,291.78	48,183.33	0.00	0.9807	132	0.36	0.0030
25160PAM9	126903	Deutsche Bank	06/20/2024	09/09/2027	5.371	5.135	5,000,000.00	5,143,537.49	(34,250.00)	38,790.56	1.0069	496	1.32	0.0254
30321L2J0	127172	CORP: FG Funding	04/23/2025	01/16/2030	5.875	5.572	10,000,000.00	10,895,561.38	(123,400.00)	171,354.17	1.0123	1,356	3.35	0.1357
3130AWTR1	126576	FHLB	08/25/2023	09/08/2028	4.375	4.484	3,500,000.00	3,557,543.40	16,975.00	22,543.40	0.9952	861	2.25	0.0646
3130BACB1	127602	FHLB - Callable	04/24/2026	04/23/2032	4.650	4.650	1,305,000.00	1,302,433.50	0.00	1,348.50	1.0000	2,184	5.30	0.3152
3133EPGT6	126394	FHCB	04/26/2023	04/26/2027	3.875	4.032	5,000,000.00	5,023,640.97	28,700.00	2,690.97	0.9943	360	0.98	0.0148
3136GAY52	127377	FNMA - Callable	10/20/2025	10/16/2030	4.000	4.000	10,000,000.00	10,122,598.62	0.00	16,666.67	1.0000	1,629	4.13	0.1963
3136GCPV1	127537	FNMA - Callable	02/25/2026	02/25/2031	3.800	3.800	5,000,000.00	4,922,408.33	0.00	34,833.33	1.0000	1,761	4.42	0.2235
459200LH2	127574	CORP: IBM	04/02/2026	02/10/2032	5.000	4.746	1,000,000.00	1,076,258.19	(12,770.00)	11,250.00	1.0128	2,111	5.07	0.2919
576000KW2	126424	MUNI: Mass School Bd	05/08/2023	06/15/2027	5.468	4.114	4,305,000.00	4,440,723.26	(217,789.95)	88,927.91	1.0506	410	1.08	0.0185
58989V2D5	126382	CORP: METLIFE	04/20/2023	09/14/2026	1.250	4.830	7,185,000.00	7,130,836.65	797,780.51	11,725.52	0.8890	136	0.37	0.0032
64110LAV8	127498	CORP: NETFLIX	01/28/2026	06/15/2030	4.875	4.281	5,000,000.00	5,303,525.96	(117,250.00)	92,083.33	1.0235	1,506	3.73	0.1652
64971XJH8	127524	MUNI: NYC TFA REV	02/11/2026	11/01/2031	3.450	3.946	1,000,000.00	948,580.00	25,230.00	17,250.00	0.9748	2,010	4.97	0.2794
685869FV6	127523	MUNI: OR HLTH & SCI	02/10/2026	07/01/2031	2.930	3.970	3,000,000.00	2,821,392.50	150,150.00	29,300.00	0.9500	1,887	4.78	0.2575
78017DAC2	127442	CORP: ROYAL BK CA	12/23/2025	02/04/2031	5.153	4.436	10,000,000.00	10,731,810.50	(324,500.00)	124,530.83	1.0325	1,740	4.25	0.2104
X9X9USDADM1	123464	MORGAN STANLEY LIQ	03/06/2019	05/01/2026	3.319	3.319	9,337,696.88	9,337,696.88	0.00	16,004.37	1.0000	0	0.01	0.0000
					4.302	4.470	124,382,696.88	128,203,230.35	156,986.12	1,257,897.77	0.9987	1,088	2.74	0.1178

Investment Report

May 1, 2026

<u>CUSIP</u>	<u>ContNo</u>	<u>Issuer</u>	<u>Purchase Date</u>	<u>Maturity Date</u>	<u>Coupon</u>	<u>Yield to Maturity</u>	<u>Current Par</u>	<u>Market Value</u>	<u>(Premium)/Discount</u>	<u>Accrued Interest</u>	<u>Original Cost</u>	<u>Days To Maturity</u>	<u>Duration</u>	<u>Convexity</u>
St Lucie General Reserve														
023135DD5	127593	CORP: AMAZON	04/13/2026	03/13/2031	4.250	4.291	2,000,000.00	2,056,358.50	3,660.00	11,333.33	0.9982	1,777	4.43	0.2252
04685A2R1	127348	CORP: ATHENE	10/10/2025	11/19/2030	2.550	4.569	2,000,000.00	1,923,698.32	182,180.00	22,950.00	0.9089	1,663	4.27	0.2091
04685A4A6	126976	CORP: ATHENE	08/28/2024	08/27/2026	4.860	4.700	1,000,000.00	1,012,115.96	(3,014.00)	8,640.00	1.0030	118	0.32	0.0026
06055JNR6	127327	CORP: BANK OF AMER	09/19/2025	09/19/2030	4.150	4.150	500,000.00	510,431.19	0.00	2,420.83	1.0000	1,602	4.04	0.1894
06745QR434	126969	Corp: Barclays	05/20/2024	05/20/2027	5.500	5.500	2,000,000.00	2,085,372.65	0.00	49,194.44	1.0000	384	1.01	0.0170
251526CW7	127562	Deutsche Bank	03/16/2026	05/10/2029	5.414	4.310	1,000,000.00	1,072,312.47	(32,135.19)	25,716.50	1.0321	1,105	2.77	0.0962
3130AWTR1	126600	FHLB	08/25/2023	09/08/2028	4.375	4.484	500,000.00	508,220.49	2,425.00	3,220.49	0.9952	861	2.25	0.0646
3133ERKM2	126965	FFCB	07/30/2024	07/08/2027	4.500	4.257	3,000,000.00	3,062,805.00	(19,856.25)	42,375.00	1.0066	433	1.15	0.0203
3133ETK89	127399	FFCB - Callable	10/28/2025	10/28/2030	3.730	3.730	4,000,000.00	3,911,403.33	0.00	1,243.33	1.0000	1,641	4.18	0.2001
46221WGD1	127555	CP: IONIC CAPL	03/05/2026	07/13/2026	0.000	3.938	1,500,000.00	1,490,424.94	20,745.84	0.00	0.9862	73	0.20	0.0014
574193BD9	127055	MUNI: MDS MARYLAND	12/20/2024	08/01/2026	4.150	4.417	1,500,000.00	1,517,139.00	6,225.00	15,562.50	0.9959	92	0.26	0.0019
62479VHC0	127467	CP: MUFG SEC	01/09/2026	08/12/2026	0.000	3.921	2,000,000.00	1,982,033.78	45,150.00	0.00	0.9774	103	0.28	0.0021
64952WEY5	126662	CORP: NYLIFE	11/14/2023	01/09/2028	4.850	5.506	2,000,000.00	2,064,023.69	48,260.00	30,177.78	0.9759	618	1.63	0.0368
64952WFP3	127561	CORP: NYLIFE	03/13/2026	07/25/2028	4.150	4.148	1,000,000.00	1,018,311.84	0.00	11,066.67	1.0000	816	2.14	0.0590
64966SHR0	127040	MUNI: NYC	11/06/2024	10/01/2029	4.380	4.396	2,000,000.00	2,008,740.00	1,400.00	7,300.00	0.9993	1,249	3.21	0.1226
89236TKX2	126964	CORP: Toyota Motor	07/30/2024	08/14/2026	5.000	4.699	3,000,000.00	3,042,441.05	(17,310.00)	32,083.33	1.0058	105	0.29	0.0023
912797UB1	127538	US Treasury	02/25/2026	06/23/2026	0.000	3.679	3,000,000.00	2,983,895.03	35,257.42	0.00	0.9882	53	0.15	0.0009
91282CKS9	127251	US Treasury	07/17/2025	05/31/2026	4.875	4.155	1,500,000.00	1,531,650.21	(9,082.03)	30,535.71	1.0061	30	0.08	0.0005
91282CMW8	127479	US Treasury	01/23/2026	04/15/2028	3.750	3.626	1,500,000.00	1,498,770.52	(3,867.18)	2,459.02	1.0026	715	1.91	0.0475
N/A	127514	TRUIST PUB DEP CHKG	01/28/2026	05/01/2026	3.460	3.460	7,565,251.79	7,565,251.79	0.00	22,479.37	1.0000	0	0.01	0.0000
VP4560000	124588	Principal	11/04/2019	05/01/2026	3.604	3.604	2,920,110.84	2,920,110.84	0.00	9,432.61	1.0000	0	0.01	0.0000
					3.540	4.124	45,485,362.63	45,765,510.60	260,038.61	328,190.91	0.9943	540	1.39	0.0540
ST LUCIE NUCLEAR FUEL STABILIZATION														
19767DFR0	127603	CP: COLUMBIA	04/24/2026	06/25/2026	0.000	3.909	2,250,000.00	2,239,161.82	14,841.25	0.00	0.9934	55	0.15	0.0009
VP4560000	124589	Principal	11/04/2019	05/01/2026	3.604	3.604	2,594,144.44	2,594,144.44	0.00	8,013.81	1.0000	0	0.01	0.0000
					1.930	3.746	4,844,144.44	4,833,306.26	14,841.25	8,013.81	0.9969	26	0.07	0.0005
St Lucie O&M														
3133ETUC9	127314	FFCB - Callable	09/05/2025	08/21/2028	4.070	4.069	1,000,000.00	1,006,403.89	0.00	7,913.89	1.0000	843	2.21	0.0623
40139LBA0	127315	CORP: GUARDIAN	09/05/2025	11/19/2027	1.250	3.954	1,500,000.00	1,451,733.41	84,885.00	8,437.50	0.9434	567	1.53	0.0321
46222VEN2	127478	CP: IONIC CAPL	01/22/2026	05/22/2026	0.000	3.881	2,000,000.00	1,996,310.60	25,200.00	0.00	0.9874	21	0.06	0.0003
N/A	125280	ST LUCIE SBA	11/05/2020	05/01/2026	3.850	3.850	5,637,825.63	5,637,825.63	0.00	15,412.14	1.0000	0	0.01	0.0000
VP4560000	124612	Principal	11/21/2019	05/01/2026	3.604	3.604	3,253,888.22	3,253,888.22	0.00	10,451.86	1.0000	0	0.01	0.0000
					2.940	3.823	13,391,713.85	13,346,161.75	110,085.00	42,215.39	0.9918	130	0.35	0.0083

Investment Report

May 1, 2026

CUSIP	ContNo	Issuer	Purchase Date	Maturity Date	Coupon	Yield to Maturity	Current Par	Market Value	(Premium)/Discount	Accrued Interest	Original Cost	Days To Maturity	Duration	Convexity
St Lucie R&R														
06741EGD6	127472	CP: BARCCP	01/13/2026	07/13/2026	0.000	3.875	2,000,000.00	1,987,233.26	37,708.34	0.00	0.9811	73	0.20	0.0014
29261NGQ9	127535	CP: ENDEAVOUR	02/24/2026	07/24/2026	0.000	3.883	2,000,000.00	1,985,323.62	31,416.66	0.00	0.9843	84	0.23	0.0016
3135G0Q22	127345	FNMA	10/10/2025	09/24/2026	1.875	3.690	2,000,000.00	1,989,254.17	33,800.00	3,854.17	0.9831	146	0.40	0.0035
40139LBA0	127317	CORP: GUARDIAN	09/05/2025	11/19/2027	1.250	3.954	1,000,000.00	967,822.27	56,590.00	5,625.00	0.9434	567	1.53	0.0321
46850CNC7	127474	CP: JACKSON NTL	01/13/2026	01/12/2027	0.000	3.941	2,000,000.00	1,955,934.11	75,631.11	0.00	0.9622	256	0.70	0.0082
721664JL5	127521	MUNI: PIMA COUNTY AZ	02/10/2026	12/01/2027	5.382	3.655	1,000,000.00	1,042,885.50	(29,890.00)	22,425.00	1.0299	579	1.51	0.0326
91282CHH7	126966	US Treasury	07/30/2024	06/15/2026	4.125	4.414	1,000,000.00	1,016,091.41	5,200.00	15,525.41	0.9948	45	0.12	0.0008
91282CJK8	127070	US Treasury	12/20/2024	11/15/2026	4.625	4.312	500,000.00	513,109.93	(2,800.08)	10,727.43	0.0431	198	0.53	0.0062
VP4560000	124590	Principal	11/04/2019	05/01/2026	3.604	3.604	99,434.10	99,434.10	0.00	1,461.98	1.0000	0	0.01	0.0000
					1.481	3.907	11,599,434.10	11,557,088.37	207,656.03	59,618.99	0.9406	208	0.56	0.0084
STL Pool Summary					3.747	4.278	207,278,363.78	211,221,511.03	871,535.68	1,711,201.22	0.9935	800	2.02	0.0839
Stanton Contingency														
04685A4E8	127374	CORP: ATHENE	10/23/2025	01/07/2027	4.950	4.069	500,000.00	511,786.39	(5,100.00)	7,837.50	1.0102	251	0.68	0.0086
74625UNN9	127516	CP: Pure Grove	01/30/2026	01/22/2027	0.000	3.872	500,000.00	488,563.04	18,246.67	0.00	0.9635	266	0.73	0.0087
VP4560000	124591	Principal	11/04/2019	05/01/2026	3.604	3.604	262,647.36	262,647.36	0.00	811.67	1.0000	0	0.01	0.0000
					2.710	3.894	1,262,647.36	1,262,996.79	13,146.67	8,649.17	0.9896	205	0.56	0.0069
Stanton General Reserve														
025816DB2	127400	CORP: AMEX	10/30/2025	11/05/2027	5.850	3.865	1,000,000.00	1,058,705.80	(38,090.00)	28,600.00	1.0381	553	1.43	0.0304
06055JNR6	127373	RBC CAPL MKTS-BROKER	10/17/2025	09/19/2030	4.150	4.182	1,750,000.00	1,786,509.10	2,555.00	8,472.92	0.9985	1,602	4.04	0.1894
11042MHC5	127527	CP: Britannia	02/12/2026	08/12/2026	0.000	3.875	1,000,000.00	991,016.89	18,854.17	0.00	0.9811	103	0.28	0.0021
19767DHA5	127528	CP: COLUMBIA	02/12/2026	08/10/2026	0.000	3.864	1,000,000.00	991,189.78	18,596.11	0.00	0.9814	101	0.28	0.0021
29446Q2A0	127430	CORP: EQH	12/10/2025	06/09/2028	4.650	4.208	500,000.00	517,521.37	(5,185.00)	9,170.83	1.0104	770	2.00	0.0531
46221WF59	127519	CP: IONIC CAPL	02/06/2026	06/05/2026	0.000	3.923	250,000.00	249,232.32	3,156.80	0.00	0.9874	35	0.10	0.0006
91282CGB1	127435	US Treasury	12/10/2025	12/31/2029	3.875	3.703	2,000,000.00	2,020,300.78	(12,812.50)	25,904.70	1.0064	1,340	3.41	0.1384
91282CLS8	127409	US Treasury	11/19/2025	10/31/2026	4.125	3.711	2,000,000.00	2,003,820.17	(7,788.44)	229.17	1.0039	183	0.51	0.0050
91282CMW8	127480	US Treasury	01/23/2026	04/15/2028	3.750	3.626	1,000,000.00	999,180.34	(2,578.12)	1,639.34	1.0026	715	1.91	0.0475
VP4560000	124592	Principal	11/04/2019	05/01/2026	3.604	3.604	1,305,607.14	1,305,607.14	0.00	3,884.52	1.0000	0	0.01	0.0000
					3.379	3.826	11,805,607.14	11,923,083.69	(23,291.98)	77,901.48	1.0020	654	1.68	0.0616
Stanton O&M														
06945MHU3	127563	CP: Barton Capital	03/17/2026	08/28/2026	0.000	4.057	500,000.00	494,817.96	8,951.67	0.00	0.9821	119	0.33	0.0026
19767DJA3	127564	CP: COLUMBIA	03/17/2026	09/10/2026	0.000	4.053	500,000.00	494,258.36	9,636.67	0.00	0.9807	132	0.36	0.0030
313385U38	127600	FHLB DN	04/21/2026	12/23/2026	0.000	3.726	500,000.00	488,026.53	12,248.75	0.00	0.9755	236	0.65	0.0071
313385YU4	127557	FHLB DN	03/05/2026	07/01/2026	0.000	3.680	500,000.00	496,839.03	5,878.69	0.00	0.9882	61	0.17	0.0011
3133ET6T9	127601	FFCB - Callable	04/23/2026	04/09/2027	3.600	3.738	500,000.00	499,925.00	650.00	1,100.00	0.9987	343	0.93	0.0137
N/A	125281	STANTON SBA	11/05/2020	05/01/2026	3.850	3.850	4,134,845.08	4,134,845.08	0.00	15,294.68	1.0000	0	0.01	0.0000
VP4560000	124615	Principal	11/21/2019	05/01/2026	3.604	3.604	996,606.93	996,606.93	0.00	3,956.11	1.0000	0	0.01	0.0000
					2.792	3.818	7,631,452.01	7,605,318.89	37,365.78	20,350.79	0.9951	58	0.16	0.0018

Investment Report

May 1, 2026

CUSIP	ContNo	Issuer	Purchase Date	Maturity Date	Coupon	Yield to Maturity	Current Par	Market Value	(Premium)/Discount	Accrued Interest	Original Cost	Days To Maturity	Duration	Convexity
Stanton R&R														
04685A4E8	127371	CORP: ATHENE	10/23/2025	01/07/2027	4.950	4.069	500,000.00	511,786.39	(5,100.00)	7,837.50	1.0102	251	0.68	0.0086
29446Q2A0	127431	CORP: EQH	12/10/2025	06/09/2028	4.650	4.208	750,000.00	776,282.04	(7,777.50)	13,756.25	1.0104	770	2.00	0.0531
62479MGH0	127367	CP: MUFGBank	10/23/2025	07/17/2026	0.000	3.911	500,000.00	496,634.60	13,906.25	0.00	0.9722	77	0.21	0.0015
91282CMW8	127481	US Treasury	01/23/2026	04/15/2028	3.750	3.626	750,000.00	749,385.26	(1,933.59)	1,229.51	1.0026	715	1.91	0.0475
VP4560000	124596	Principal	11/04/2019	05/01/2026	3.604	3.604	1,300,904.29	1,300,904.29	0.00	4,069.32	1.0000	0	0.01	0.0000
					3.542	3.829	3,800,904.29	3,834,992.58	(904.84)	26,892.58	1.0002	336	0.89	0.0212
STN Pool Summary					3.187	3.828	24,500,610.80	24,626,391.95	26,315.63	133,794.02	0.9989	396	1.03	0.0339
Stanton II Contingency														
91282CMW8	127482	US Treasury	01/23/2026	04/15/2028	3.750	3.626	1,000,000.00	999,180.34	(2,578.12)	1,639.34	1.0026	715	1.91	0.0475
VP4560000	124593	Principal	11/04/2019	05/01/2026	3.604	3.604	248,891.41	248,891.41	0.00	741.21	1.0000	0	0.01	0.0000
					3.721	3.622	1,248,891.41	1,248,071.75	(2,578.12)	2,380.55	1.0021	573	1.53	0.0380
STANTON II DEBT SERVICE 2017A														
912828YG9	127586	US Treasury	04/06/2026	09/30/2026	1.625	3.721	190,000.00	188,679.67	1,892.58	261.51	0.9900	152	0.42	0.0037
91282CLP4	127616	US Treasury	04/28/2026	09/30/2026	3.500	3.696	75,000.00	75,156.78	64.45	222.34	0.9991	152	0.42	0.0037
X9X9USDADM1	123460	MORGAN STANLEY LIQ	03/12/2019	05/01/2026	3.319	3.319	6,111.97	6,111.97	0.00	158.39	1.0000	0	0.01	0.0000
					2.182	3.705	271,111.97	269,948.42	1,957.03	642.24	0.9928	149	0.41	0.0037
STANTON II DEBT SERVICE 2017B														
912828YG9	127587	US Treasury	04/06/2026	09/30/2026	1.625	3.721	2,625,000.00	2,606,758.58	26,147.45	3,612.96	0.9900	152	0.42	0.0037
91282CLP4	127617	US Treasury	04/28/2026	09/30/2026	3.500	3.696	500,000.00	501,045.18	429.70	1,482.24	0.9991	152	0.42	0.0037
X9X9USDADM1	123461	MORGAN STANLEY LIQ	03/12/2019	05/01/2026	3.319	3.319	29,782.67	29,782.67	0.00	1,679.32	1.0000	0	0.01	0.0000
					1.938	3.713	3,154,782.67	3,137,586.43	26,577.15	6,774.52	0.9916	151	0.41	0.0037
STANTON II DEBT SERVICE 2022A														
912828YG9	127585	US Treasury	04/06/2026	09/30/2026	1.625	3.721	3,025,000.00	3,003,978.93	30,131.84	4,163.51	0.9900	152	0.42	0.0037
91282CLP4	127615	US Treasury	04/28/2026	09/30/2026	3.500	3.696	570,000.00	571,191.51	489.84	1,689.75	0.9991	152	0.42	0.0037
X9X9USDADM1	126019	MORGAN STANLEY LIQ	07/27/2022	05/01/2026	3.319	3.319	34,527.38	34,527.38	0.00	1,941.00	1.0000	0	0.01	0.0000
					1.936	3.713	3,629,527.38	3,609,697.82	30,621.68	7,794.26	0.9916	151	0.41	0.0037
STANTON II DEBT SERVICE POOLED LOAN 2020-1														
N/A	125215	Goldman Sachs M-Mkt	09/28/2020	05/01/2026	3.405	3.405	1,603.10	1,603.10	0.00	31.75	1.0000	0	0.01	0.0000
					3.405	3.405	1,603.10	1,603.10	0.00	31.75	1.0000	0	0.01	0.0000

Investment Report

May 1, 2026

CUSIP	ContNo	Issuer	Purchase Date	Maturity Date	Coupon	Yield to Maturity	Current Par	Market Value	(Premium)/Discount	Accrued Interest	Original Cost	Days To Maturity	Duration	Convexity
Stanton II General Reserve														
04685A4E8	127376	CORP: ATHENE	10/23/2025	01/07/2027	4.950	4.069	2,500,000.00	2,558,931.98	(25,500.00)	39,187.50	1.0102	251	0.68	0.0086
06055JQH5	127539	CORP: BANK OF AMER	02/25/2026	03/23/2027	3.850	3.860	2,500,000.00	2,522,064.32	250.00	17,913.19	0.9999	326	0.88	0.0130
29261NGQ9	127536	CP: ENDEAVOUR	02/24/2026	07/24/2026	0.000	3.883	2,500,000.00	2,481,654.52	39,270.82	0.00	0.9843	84	0.23	0.0016
3133ETJ73	127469	FFCB - Callable	01/09/2026	10/21/2030	4.120	4.142	2,500,000.00	2,485,298.61	2,500.00	2,861.11	0.9990	1,634	4.13	0.1964
37828XF46	127436	CP: Glencove Fdg	12/18/2025	06/04/2026	0.000	3.943	2,500,000.00	2,492,541.87	44,566.67	0.00	0.9822	34	0.09	0.0005
40139LBA0	127318	CORP: GUARDIAN	09/05/2025	11/19/2027	1.250	3.954	2,100,000.00	2,032,426.79	118,839.00	11,812.50	0.9434	567	1.53	0.0321
46850CNC7	127477	CP: JACKSON NTL	01/16/2026	01/12/2027	0.000	3.940	2,000,000.00	1,955,934.11	75,007.78	0.00	0.9625	256	0.70	0.0082
62479MFH1	127438	CP: MUFG Bank	12/18/2025	06/17/2026	0.000	3.917	2,500,000.00	2,489,701.98	47,638.20	0.00	0.9809	47	0.13	0.0008
62829D2B5	127380	MUTOMA	10/24/2025	12/12/2028	5.450	4.099	2,500,000.00	2,654,723.24	(98,250.00)	52,607.64	1.0393	956	2.43	0.0757
N/A	127515	TRUIST PUB DEP CHKG	01/28/2026	05/01/2026	3.460	3.460	7,565,251.79	7,565,251.79	0.00	22,479.37	1.0000	0	0.01	0.0000
VP4560000	124594	Principal	11/04/2019	05/01/2026	3.604	3.604	4,602,203.91	4,602,203.91	0.00	8,214.26	1.0000	0	0.01	0.0000
					2.704	3.812	33,767,455.70	33,840,733.12	204,322.47	155,075.57	0.9939	297	0.77	0.0245
Stanton II O&M														
808513BW4	127594	CORP: SCHWAB	04/13/2026	04/01/2027	3.300	4.020	750,000.00	749,133.41	5,074.50	2,062.50	0.9932	335	0.91	0.0132
N/A	125282	STANTON II SBA	11/05/2020	05/01/2026	3.850	3.850	2,302,783.12	2,302,783.12	0.00	6,118.48	1.0000	0	0.01	0.0000
VP4560000	125385	Principal	12/31/2020	05/01/2026	3.604	3.604	1,256,244.25	1,256,244.25	0.00	5,204.84	1.0000	0	0.01	0.0000
					3.682	3.808	4,309,027.37	4,308,160.78	5,074.50	13,385.82	0.9988	58	0.17	0.0023
Stanton II R&R														
62479MGH0	127366	CP: MUFG Bank	10/23/2025	07/17/2026	0.000	3.911	1,000,000.00	993,269.21	27,812.50	0.00	0.9722	77	0.21	0.0015
74625ULC5	127526	CP: Pure Grove	02/11/2026	11/12/2026	0.000	3.785	1,000,000.00	983,128.52	27,628.34	0.00	0.9724	195	0.53	0.0053
91282CDG3	127369	US Treasury	10/23/2025	10/31/2026	1.125	3.600	1,000,000.00	987,394.57	24,609.37	30.57	0.9754	183	0.51	0.0049
91282CLS8	127408	US Treasury	11/19/2025	10/31/2026	4.125	3.711	1,000,000.00	1,001,910.08	(3,894.23)	114.58	1.0039	183	0.51	0.0050
VP4560000	124595	Principal	11/04/2019	05/01/2026	3.604	3.604	3,051,852.51	3,051,852.51	0.00	9,621.37	1.0000	0	0.01	0.0000
					2.304	3.688	7,051,852.51	7,017,554.89	76,155.98	9,766.52	0.9892	90	0.25	0.0024
STANTON II REVENUE FUND 2020 POOLED LOAN														
N/A	127511	Goldman Sachs M-Mkt	01/08/2026	05/01/2026	3.405	3.405	19.65	19.65	0.00	0.33	1.0000	0	0.01	0.0000
					3.405	3.405	19.65	19.65	0.00	0.33	1.0000	0	0.01	0.0000
STANTON II SUBORDINATED DEBT FUND 2020														
912797UH8	127618	US Treasury	04/28/2026	09/24/2026	0.000	3.675	50,000.00	49,266.59	739.00	0.00	0.9852	146	0.40	0.0035
X9X9USDADM1	125145	MORGAN STANLEY LIQ	07/27/2020	05/01/2026	3.319	3.319	925.96	925.96	0.00	10.86	1.0000	0	0.01	0.0000
					0.060	3.668	50,925.96	50,192.55	739.00	10.86	0.9855	143	0.39	0.0034
STN2 Pool Summary					2.651	3.778	53,485,197.72	53,483,568.51	342,869.69	195,862.42	0.9936	238	0.63	0.0173
Tri City Contingency														
3133EPSW6	127382	FFCB	10/29/2025	08/14/2026	4.500	3.640	200,000.00	202,320.00	(1,320.00)	1,925.00	1.0066	105	0.29	0.0022
VP4560000	124597	Principal	11/04/2019	05/01/2026	3.604	3.604	162,491.90	162,491.90	0.00	502.17	1.0000	0	0.01	0.0000
					4.098	3.624	362,491.90	364,811.90	(1,320.00)	2,427.17	1.0036	58	0.16	0.0012

Investment Report

May 1, 2026

CUSIP	ContNo	Issuer	Purchase Date	Maturity Date	Coupon	Yield to Maturity	Current Par	Market Value	(Premium)/Discount	Accrued Interest	Original Cost	Days To Maturity	Duration	Convexity
Tri City General Reserve														
06055JNR6	127375	CORP: BANK OF AMER	10/17/2025	09/19/2030	4.150	4.182	500,000.00	510,431.19	730.00	2,420.83	0.9985	1,602	4.04	0.1894
3133EJDV8	127433	FFCB	12/10/2025	03/22/2027	3.150	3.635	500,000.00	499,026.25	3,031.50	1,706.25	0.9939	325	0.88	0.0126
3133EPSW6	127383	FFCB	10/29/2025	08/14/2026	4.500	3.640	300,000.00	303,480.00	(1,980.00)	2,887.50	1.0066	105	0.29	0.0022
37828XF46	127437	CP: Glencove Fdg	12/18/2025	06/04/2026	0.000	3.943	250,000.00	249,254.19	4,456.67	0.00	0.9822	34	0.09	0.0005
912797TU1	127520	US Treasury	02/06/2026	06/02/2026	0.000	3.652	250,000.00	249,187.96	2,868.18	0.00	0.9885	32	0.09	0.0005
VP4560000	124598	Principal	11/04/2019	05/01/2026	3.604	3.604	127,323.54	127,323.54	0.00	393.45	1.0000	0	0.01	0.0000
					2.832	3.818	1,927,323.54	1,938,703.13	9,106.35	7,408.03	0.9953	525	1.35	0.0529
Tri City O&M														
05565ECQ6	127597	CORP: BMW	04/16/2026	08/13/2027	4.600	4.155	250,000.00	255,093.85	(1,407.50)	2,491.67	1.0056	469	1.25	0.0232
06054PNN2	127599	CP: BANK OF AMERICA	04/16/2026	01/22/2027	0.000	4.121	250,000.00	244,281.52	7,688.47	0.00	0.9692	266	0.73	0.0087
46221WGD1	127556	CP: IONIC CAPL	03/05/2026	07/13/2026	0.000	3.938	500,000.00	496,808.31	6,915.28	0.00	0.9862	73	0.20	0.0014
91282CMP3	127592	US Treasury	04/10/2026	02/28/2027	4.125	3.738	250,000.00	252,503.81	(830.08)	1,737.43	1.0033	303	0.82	0.0114
N/A	125283	TRI CITY SBA	11/05/2020	05/01/2026	3.850	3.850	1,509,621.26	1,509,621.26	0.00	5,781.94	1.0000	0	0.01	0.0000
VP4560000	124614	Principal	11/21/2019	05/01/2026	3.604	3.604	863,688.78	863,688.78	0.00	3,356.55	1.0000	0	0.01	0.0000
					3.065	3.835	3,623,310.04	3,621,997.53	12,366.17	13,367.59	0.9966	82	0.23	0.0032
Tri City R&R														
04685A4E8	127370	CORP: ATHENE	10/23/2025	01/07/2027	4.950	4.069	300,000.00	307,071.83	(3,060.00)	4,702.50	1.0102	251	0.68	0.0086
29446Q2A0	127432	CORP: EQH	12/10/2025	06/09/2028	4.650	4.208	250,000.00	258,760.67	(2,592.50)	4,585.42	1.0104	770	2.00	0.0531
3133EPSW6	127381	FFCB	10/29/2025	08/14/2026	4.500	3.640	300,000.00	303,480.00	(1,980.00)	2,887.50	1.0066	105	0.29	0.0022
3133ET2K2	127434	FFCB - Callable	12/10/2025	12/01/2027	3.720	3.746	250,000.00	252,258.75	125.00	3,875.00	0.9995	579	1.53	0.0329
53948BF53	127378	CP: LLOYDS BANK	10/23/2025	06/05/2026	0.000	3.947	300,000.00	299,078.78	7,125.00	0.00	0.9763	35	0.10	0.0006
62479MGH0	127368	CP: MUFG Bank	10/23/2025	07/17/2026	0.000	3.911	300,000.00	297,980.76	8,343.75	0.00	0.9722	77	0.21	0.0015
721664JL5	127522	MUNI: PIMA COUNTY AZ	02/10/2026	12/01/2027	5.382	3.655	250,000.00	260,721.38	(7,472.50)	5,606.25	1.0299	579	1.51	0.0326
91282CMW8	127483	US Treasury	01/23/2026	04/15/2028	3.750	3.626	250,000.00	249,795.09	(644.53)	409.84	1.0026	715	1.91	0.0475
VP4560000	124578	Principal	11/04/2019	05/01/2026	3.604	3.604	182,331.70	182,331.70	0.00	617.18	1.0000	0	0.01	0.0000
					3.302	3.835	2,382,331.70	2,411,478.96	(155.78)	22,683.69	1.0001	336	0.89	0.0190
		TRI Pool Summary			3.124	3.822	8,295,457.18	8,336,991.52	19,996.74	45,886.48	0.9976	257	0.67	0.0192
FMPA AS AGENT FOR UTILITIES COMMISSION NEW SMYRNA BEACH														
2063C1FR6	127567	CP: CONCORD MINUTE	03/24/2026	06/25/2026	0.000	4.077	3,200,000.00	3,184,585.69	32,901.33	0.00	0.9897	55	0.15	0.0009
N/A	125737	UCNSB SBA	12/20/2021	05/01/2026	3.850	3.850	5,652,506.89	5,652,506.89	0.00	18,671.64	1.0000	0	0.01	0.0000
VP4560000	125725	Principal	12/20/2021	05/01/2026	3.604	3.604	2,656,587.80	2,656,587.80	0.00	8,210.31	1.0000	0	0.01	0.0000
					2.723	3.856	11,509,094.69	11,493,680.38	32,901.33	26,881.95	0.9971	15	0.05	0.0003
		UCNS Pool Summary			2.723	3.856	11,509,094.69	11,493,680.38	32,901.33	26,881.95	0.9971	15	0.05	0.0003
		Open Investments			3.305	3.961	578,725,880.10	583,122,787.54	2,152,412.93	3,167,855.89	0.9930	409	1.05	0.0381