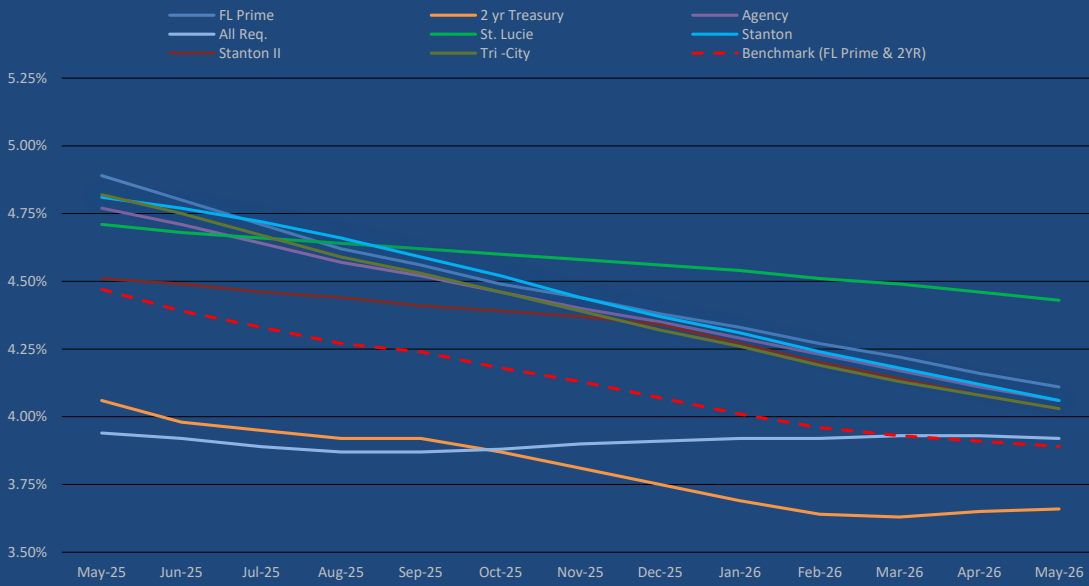
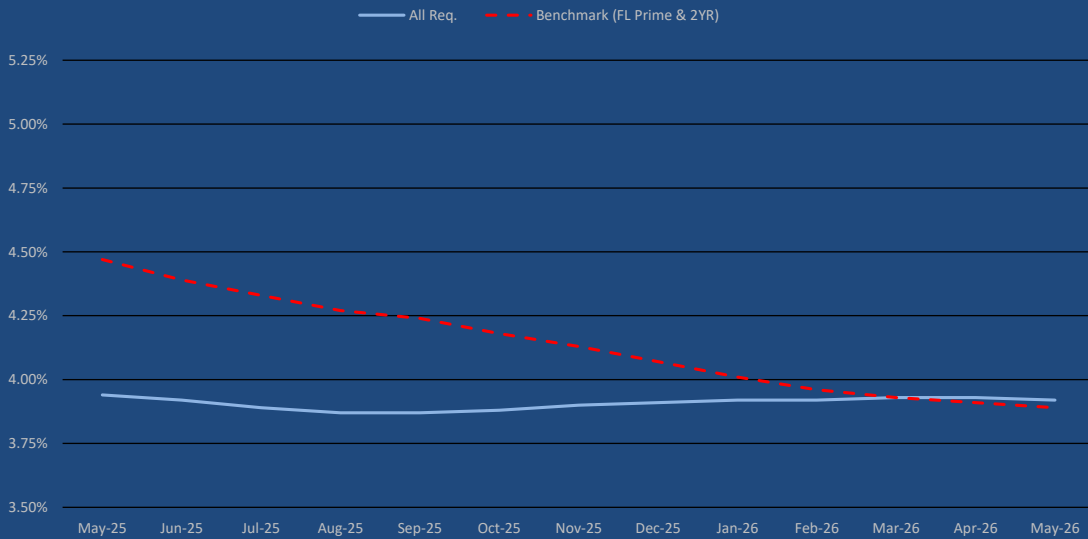


FMPA BOD Projects Rolling 12 Month Weighted Average Yield vs. Florida Prime and 2 YR Treasury (May 2025 - May 2026)



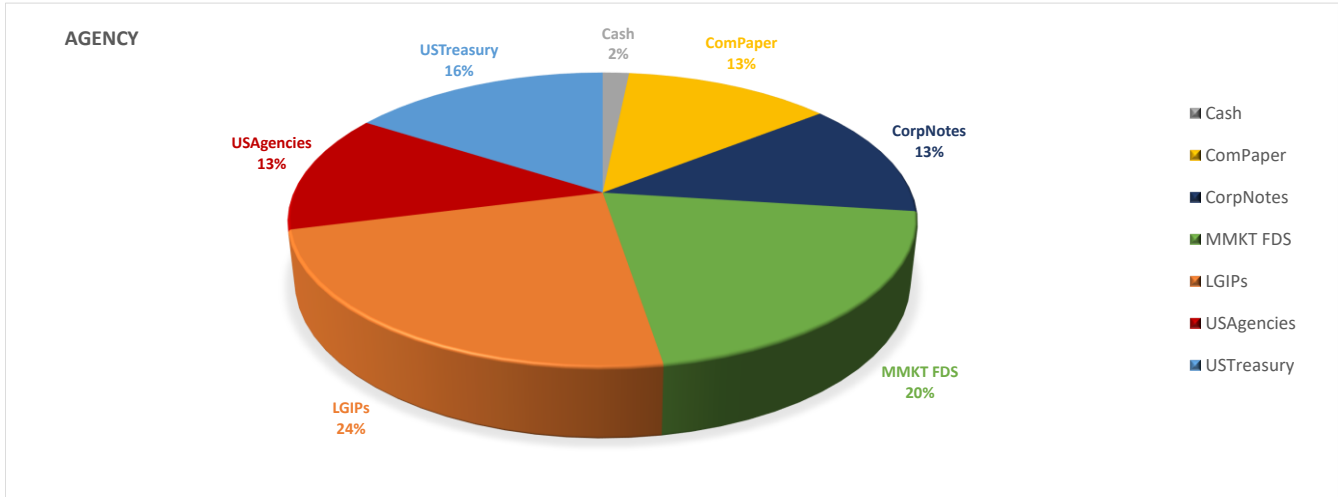
Rolling 12 month average	FL Prime	2 yr Treasury	Benchmark	Agency	All Req.	St. Lucie	Stanton	Stanton II	Tri -City
5/31/2025	4.89%	4.06%	4.47%	4.77%	3.94%	4.71%	4.81%	4.51%	4.82%
6/30/2025	4.80%	3.98%	4.39%	4.71%	3.92%	4.68%	4.77%	4.49%	4.75%
7/31/2025	4.71%	3.95%	4.33%	4.64%	3.89%	4.66%	4.72%	4.46%	4.67%
8/31/2025	4.62%	3.92%	4.27%	4.57%	3.87%	4.64%	4.66%	4.44%	4.59%
9/30/2025	4.56%	3.92%	4.24%	4.52%	3.87%	4.62%	4.59%	4.41%	4.53%
10/31/2025	4.49%	3.87%	4.18%	4.46%	3.88%	4.60%	4.52%	4.39%	4.46%
11/30/2025	4.44%	3.81%	4.13%	4.40%	3.90%	4.58%	4.44%	4.37%	4.39%
12/31/2025	4.38%	3.75%	4.07%	4.35%	3.91%	4.56%	4.37%	4.34%	4.32%
1/31/2026	4.33%	3.69%	4.01%	4.29%	3.92%	4.54%	4.31%	4.27%	4.26%
2/28/2026	4.27%	3.64%	3.96%	4.23%	3.92%	4.51%	4.24%	4.20%	4.19%
3/31/2026	4.22%	3.63%	3.93%	4.17%	3.93%	4.49%	4.18%	4.14%	4.13%
4/30/2026	4.16%	3.65%	3.91%	4.11%	3.93%	4.46%	4.12%	4.08%	4.08%
5/31/2026	4.11%	3.66%	3.89%	4.06%	3.92%	4.43%	4.06%	4.03%	4.03%

FMPA All-Requirements Rolling 12 Month Weighted Average Yield vs. Florida Prime and 2 Year Treasury (May 2025 - May 2026)

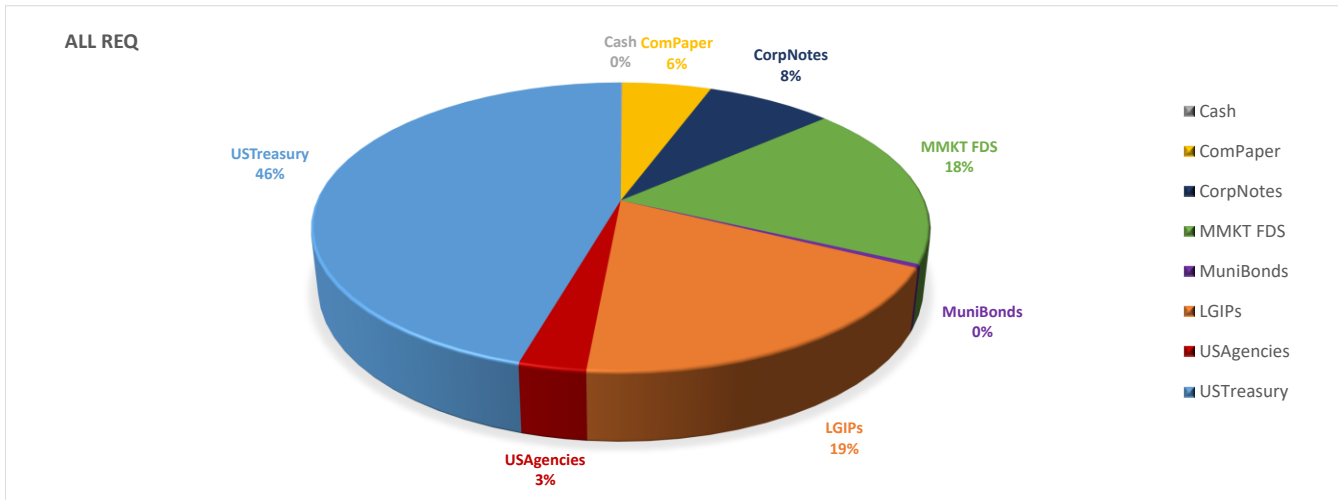


FMPA_MonthlyDiversification_May 2026

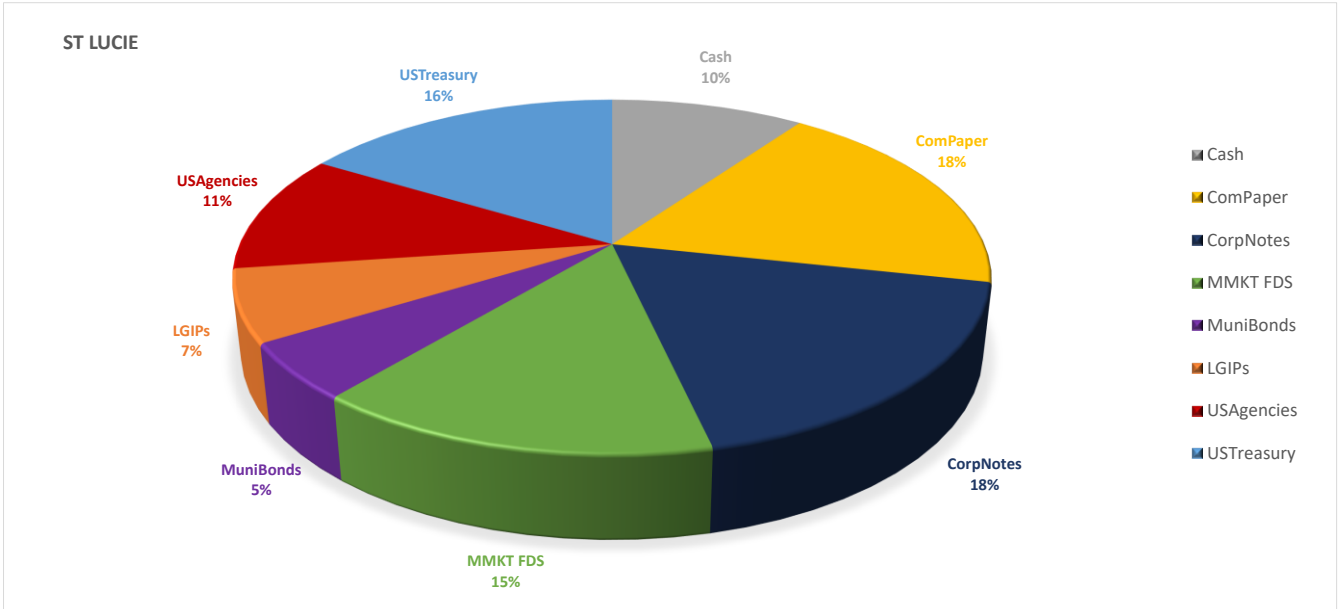
AGENCY		Cash	ComPaper	CorpNotes	MMKT FDS	LGIPs	USAgencies	USTreasury	Grand Total
AGN	250,000.00	-	-	-	-	-	-	-	250,000.00
AGN-DS23	-	-	-	-	53,038.20	-	-	443,724.64	496,762.84
AGN-O&M	-	1,967,310.84	1,958,535.14	2,183,836.83	3,640,185.25	2,020,322.37	2,015,248.45	13,785,438.88	13,785,438.88
AGN-R&R	-	-	-	-	910,984.78	-	-	-	910,984.78
AGN-REV23	-	-	-	-	7.71	-	-	-	7.71
Totals	250,000.00	1,967,310.84	1,958,535.14	3,147,867.52	3,640,185.25	2,020,322.37	2,458,973.09	15,443,194.21	
% OF TOTAL	2%	13%	13%	20%	24%	13%	16%	100%	



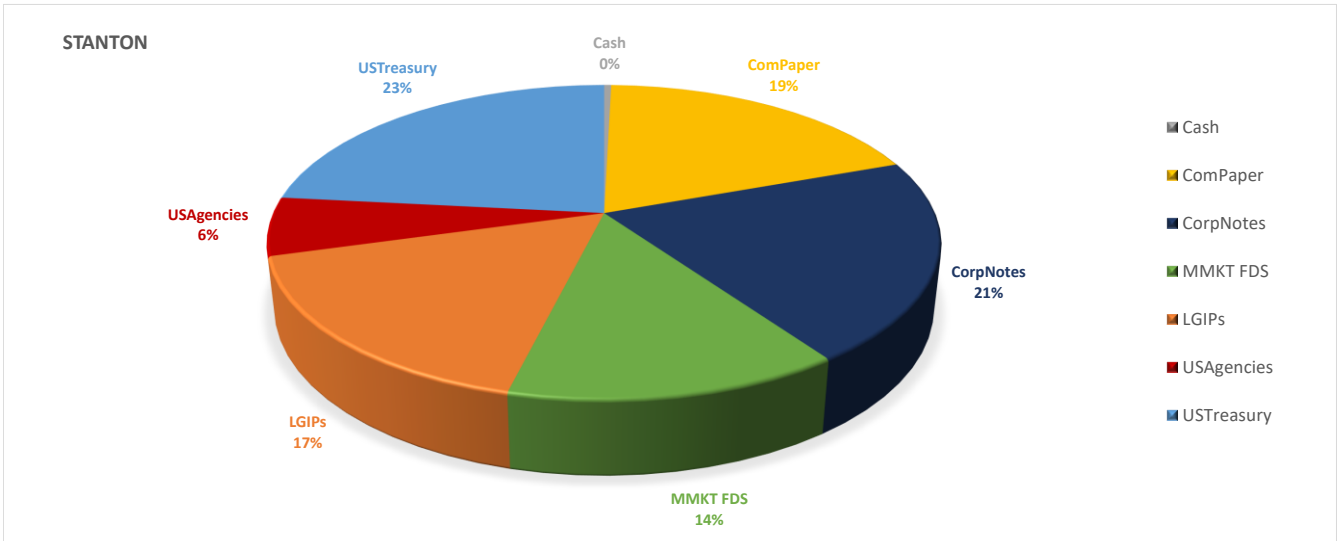
ALL REQ		Cash	ComPaper	CorpNotes	MMKT FDS	MuniBonds	LGIPs	USAgencies	USTreasury	Grand Total
ARP	250,000.00	-	-	-	-	-	-	-	-	250,000.00
ARP-2019A	-	-	-	-	99,399.81	-	-	-	6,793,476.77	6,892,876.58
ARP-21A DS	-	-	-	-	93,238.50	-	-	-	95,491.08	188,729.58
ARP-21B DS	-	-	-	-	8,578,660.30	-	-	-	59,404,132.22	67,982,792.52
ARP-21BSUB	-	-	-	-	-	-	62,482.07	-	-	62,482.07
ARP-25A DS	-	-	-	-	177,255.83	-	-	-	7,116,288.21	7,293,544.04
ARP-CON25A	-	4,958,545.86	-	-	1,781,546.02	-	17,611,799.07	-	-	24,351,890.95
ARP-CONT	-	-	-	509,513.25	1,066,987.37	-	-	-	-	1,576,500.62
ARP-DS16A	-	-	-	-	112,219.43	-	-	-	16,517,928.51	16,630,147.94
ARP-DS17A	-	-	-	-	119,519.77	-	-	-	15,551,310.03	15,670,829.80
ARP-DS18A	-	-	-	-	181,743.89	-	-	-	180,906.88	362,650.77
ARP-GEN	-	2,973,219.21	4,558,827.73	905,443.19	976,274.17	-	-	-	2,004,126.06	11,417,890.36
ARP-O&M	-	4,974,609.17	5,043,190.08	27,018,038.57	-	-	30,159,307.71	3,015,241.67	-	70,210,387.20
ARP-PRO25A	-	-	-	-	1.00	-	-	-	-	1.00
ARP-PRO25B	-	-	-	-	455,001.00	-	-	-	-	455,001.00
ARP-R&R	-	985,773.08	9,607,803.28	5,320,027.28	-	-	-	4,448,516.94	6,052,599.77	26,414,720.35
ARP-SUBDBT	-	-	-	-	2.93	-	-	-	-	2.93
Totals	250,000.00	13,892,147.32	19,719,334.34	45,909,084.89	976,274.17	47,833,588.85	7,463,758.61	113,716,259.53	249,760,447.71	
% OF TOTAL	0%	6%	8%	18%	0%	19%	3%	46%	100%	



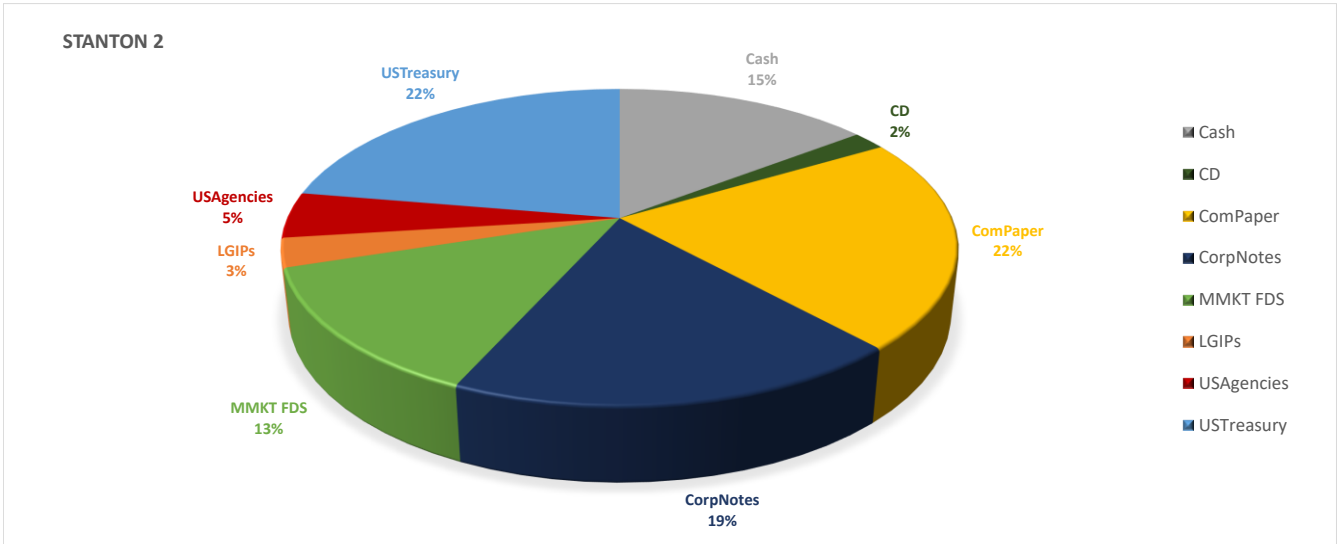
ST LUCIE									
	Cash	ComPaper	CorpNotes	MMKT FDS	MuniBonds	LGIPs	USAgencies	USTreasury	Grand Total
SL	100,000.00	-	-	-	-	-	-	-	100,000.00
STL NFS	-	2,245,257.94	-	2,912,139.62	-	-	-	-	5,157,397.56
STL-CONT	-	980,584.11	-	709,994.43	493,829.58	-	-	495,429.77	2,679,837.89
STL-DS13A	-	-	-	139,917.82	-	-	-	882,591.49	1,022,509.31
STL-DS21A	-	-	-	164,201.04	-	-	-	828,046.91	992,247.95
STL-DS21B	-	-	-	104,526.87	-	-	-	3,580,170.92	3,684,697.79
STL-GEN	7,587,128.30	4,459,851.86	12,654,291.64	3,048,715.12	3,532,195.50	-	7,467,077.57	5,489,438.31	44,238,698.30
STL-O&M	-	985,174.84	1,445,176.77	3,611,383.28	-	5,153,721.85	1,005,080.56	-	12,200,537.30
STL-R&R	-	5,944,518.46	-	755,607.67	-	-	-	1,522,071.72	8,222,197.85
Totals	7,687,128.30	14,615,387.21	14,099,468.41	11,446,485.85	4,026,025.08	5,153,721.85	8,472,158.13	12,797,749.12	78,298,123.95
% OF TOTAL	10%	19%	18%	15%	5%	7%	11%	16%	100%



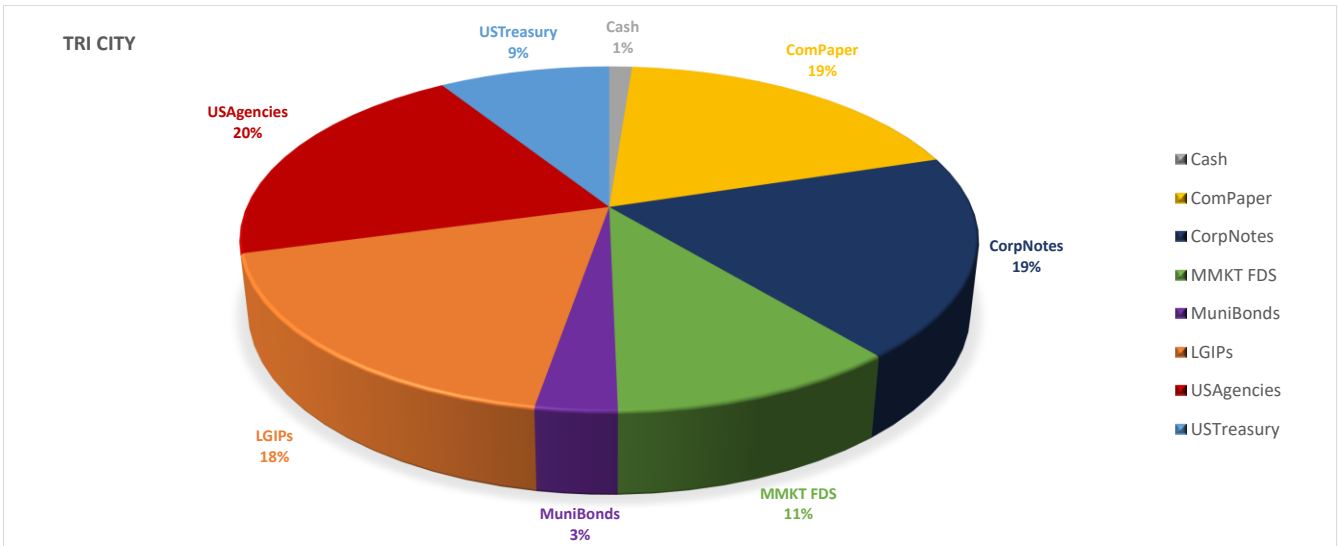
STANTON									
Row Labels	Cash	ComPaper	CorpNotes	MMKT FDS	LGIPs	USAgencies	USTreasury	Grand Total	
STN	100,000.00	-	-	-	-	-	-	100,000.00	
STN-CONT	-	489,869.33	513,220.22	263,422.18	-	-	-	1,266,511.73	
STN-GEN	-	2,237,493.43	3,332,776.52	1,338,565.40	-	-	5,021,583.71	11,930,419.06	
STN-O&M	-	991,752.77	-	1,005,817.25	4,148,226.23	1,488,358.68	-	7,634,154.93	
STN-R&R	-	992,070.80	1,290,091.71	761,573.45	-	-	749,247.43	3,792,983.39	
Totals	100,000.00	4,711,186.33	5,136,088.45	3,369,378.28	4,148,226.23	1,488,358.68	5,770,831.14	24,724,069.11	
% OF TOTAL	0%	19%	21%	14%	17%	6%	23%	100%	



STANTON 2									
Row Labels	Cash	CD	ComPaper	CorpNotes	MMKT FDS	LGIPs	USAgencies	USTreasury	Grand Total
STN2	100,000.00	-	-	-	-	-	-	-	100,000.00
STN2-CONT	-	-	-	-	249,599.92	-	-	988,996.57	1,248,596.49
STN2-DS17A	-	-	-	-	78,098.34	-	-	264,595.41	342,693.75
STN2-DS17B	-	-	-	-	140,028.11	-	-	3,468,472.16	3,608,500.27
STN2-DS20	-	-	-	-	1,607.56	-	-	-	1,607.56
STN2-DS22A	-	-	-	-	153,665.84	-	-	3,987,429.46	4,141,095.30
STN2-GEN	7,587,128.30	-	9,445,387.19	9,748,943.96	3,911,309.10	-	2,463,406.94	986,622.65	34,142,798.14
STN2-O&M	-	-	-	-	529,630.06	1,556,477.23	-	-	2,086,107.29
STN2-R&R	-	1,002,766.18	1,981,741.33	-	1,897,214.41	-	-	1,994,784.84	6,876,506.76
STN2-REV20	-	-	-	-	19.70	-	-	-	19.70
STN2-SUBDT	-	-	-	-	48,616.47	-	-	49,417.68	98,034.15
Totals	7,687,128.30	1,002,766.18	11,427,128.52	9,748,943.96	7,009,789.51	1,556,477.23	2,463,406.94	11,750,318.77	52,645,959.41
% OF TOTAL	15%	2%	22%	19%	13%	3%	5%	22%	100%



TRI CITY									
Row Labels	Cash	ComPaper	CorpNotes	MMKT FDS	MuniBonds	LGIPs	USAgencies	USTreasury	Grand Total
TC	100,000.00	-	-	-	-	-	-	-	100,000.00
TRI-CONT	-	-	-	162,971.26	-	-	202,922.00	-	365,893.26
TRI-GEN	-	249,934.02	509,513.25	127,699.15	-	-	804,571.75	249,974.48	1,941,692.65
TRI-O&M	-	743,093.44	508,537.78	443,807.45	-	1,514,506.68	146,725.73	253,079.65	3,609,750.73
TRI-R&R	-	598,684.92	566,889.29	164,575.00	253,550.00	-	553,250.50	249,749.14	2,386,698.85
Totals	100,000.00	1,591,712.38	1,584,940.32	899,052.86	253,550.00	1,514,506.68	1,707,469.98	752,803.27	8,404,035.49
% OF TOTAL	1%	19%	19%	11%	3%	18%	20%	9%	100%



Investment Report

June 1, 2026

CUSIP	ContNo	Issuer	Purchase Date	Maturity Date	Coupon	Yield to Maturity	Current Par	Market Value	(Premium)/Discount	Accrued Interest	Original Cost	Days To Maturity	Duration	Convexity
AGENCY RENEWAL & REPLACEMENT														
VP4560000	127237	Principal	06/25/2025	06/01/2026	3.571	3.571	910,984.78	910,984.78	0.00	2,639.78	1.0000	0	0.00	0.0000
					3.571	3.571	910,984.78	910,984.78	0.00	2,639.78	1.0000	0	0.00	0.0000
Agency O&M														
3130AWTR1	127349	FHLB	10/15/2025	09/08/2028	4.375	3.511	1,000,000.00	1,015,241.81	(23,570.00)	10,086.81	1.0236	830	2.17	0.0604
3133ETUC9	127312	FFCB - Callable	09/05/2025	08/21/2028	4.070	4.069	1,000,000.00	1,005,080.56	0.00	11,305.56	1.0000	812	2.13	0.0583
40139LBA0	127316	CORP: GUARDIAN	09/05/2025	11/19/2027	1.250	3.954	1,000,000.00	963,451.19	56,590.00	416.67	0.9434	536	1.46	0.0289
46850CKN6	127501	CP: JACKSON NTL	01/29/2026	10/22/2026	0.000	3.900	1,000,000.00	987,572.18	27,634.44	0.00	0.9724	143	0.39	0.0034
693475AT2	127350	CORP: PNC	10/15/2025	05/19/2027	3.150	3.872	1,000,000.00	995,083.95	11,080.00	1,050.00	0.9889	352	0.96	0.0143
74625UNN9	127517	CP: Pure Grove	01/30/2026	01/22/2027	0.000	3.872	1,000,000.00	979,738.66	36,493.33	0.00	0.9635	235	0.64	0.0071
91282CJK8	127595	US Treasury	04/13/2026	11/15/2026	4.625	3.732	1,000,000.00	1,005,750.05	(5,117.19)	2,136.55	1.0051	167	0.46	0.0043
91282CLH2	127133	US Treasury	03/17/2025	08/31/2026	3.750	4.045	1,000,000.00	1,009,498.40	4,140.62	9,476.90	0.9959	91	0.25	0.0019
N/A	125278	AGENCY SBA	11/05/2020	06/01/2026	3.830	3.830	3,640,185.25	3,640,185.25	0.00	12,362.63	1.0000	0	0.00	0.0000
VP4560000	124711	Principal	11/26/2019	06/01/2026	3.571	3.571	2,183,836.83	2,183,836.83	0.00	5,323.85	1.0000	0	0.00	0.0000
					3.108	3.812	13,824,022.08	13,785,438.88	107,251.20	52,158.97	0.9922	229	0.61	0.0129
AGENCY PLOAN DEBT SVC 2023														
91282YGG9	127579	US Treasury	04/06/2026	09/30/2026	1.625	3.721	385,000.00	383,414.48	3,834.96	1,059.80	0.9900	121	0.33	0.0027
91282CLP4	127608	US Treasury	04/28/2026	09/30/2026	3.500	3.696	60,000.00	60,310.16	51.56	355.74	0.9991	121	0.33	0.0027
N/A	126765	Goldman Sachs M-Mkt	01/25/2024	06/01/2026	3.379	3.379	53,038.20	53,038.20	0.00	42.21	1.0000	0	0.00	0.0000
					2.038	3.681	498,038.20	496,762.84	3,886.52	1,457.75	0.9922	108	0.30	0.0024
AGENCY PLOAN REV EXP 2023														
N/A	127506	Goldman Sachs M-Mkt	01/08/2026	06/01/2026	3.379	3.379	7.71	7.71	0.00	0.00	1.0000	0	0.00	0.0000
					3.379	3.379	7.71	7.71	0.00	0.00	1.0000	0	0.00	0.0000
		AGN Pool Summary			3.100	3.793	15,233,052.77	15,193,194.21	111,137.72	56,256.50	0.9927	211	0.57	0.0118
ALL REQUIREMENTS 2021B SUBORDINATE BOND PROCEED														
N/A	125431	Goldman Sachs M-Mkt	04/15/2021	06/01/2026	3.379	3.379	0.00	0.00	0.00	1,932.00	1.0000	0	0.00	0.0000
N/A	125476	ARP 21B SUB SBA	04/30/2021	06/01/2026	3.830	3.830	62,482.07	62,482.07	0.00	22,234.84	1.0000	0	0.00	0.0000
					3.830	3.830	62,482.07	62,482.07	0.00	24,166.84	1.0000	0	0.00	0.0000
ALL REQUIREMENTS 2025A CONSTRUCTION														
0347M3J47	127590	CP: Anglesea Funding	04/10/2026	09/04/2026	0.000	3.987	5,000,000.00	4,958,545.86	79,012.50	0.00	0.9842	95	0.26	0.0019
N/A	127300	Goldman Sachs M-Mkt	08/04/2025	06/01/2026	3.379	3.379	1,781,546.02	1,781,546.02	0.00	5,089.19	1.0000	0	0.00	0.0000
N/A	127319	ARP 25A FI Palm	09/05/2025	06/01/2026	3.700	3.700	17,611,799.07	17,611,799.07	0.00	59,586.01	1.0000	0	0.00	0.0000
					2.918	3.735	24,393,345.09	24,351,890.95	79,012.50	64,675.20	0.9968	19	0.06	0.0004
ALL REQUIREMENTS CONTINGENCY														
06055JNR6	127372	CORP: BANK OF AMER	10/17/2025	09/19/2030	4.150	4.182	500,000.00	509,513.25	730.00	4,150.00	0.9985	1,571	3.95	0.1822
VP4560000	124582	Principal	11/04/2019	06/01/2026	3.571	3.571	1,066,987.37	1,066,987.37	0.00	3,366.77	1.0000	0	0.00	0.0000
					3.756	3.766	1,566,987.37	1,576,500.62	730.00	7,516.77	0.9995	501	1.26	0.0581

Investment Report

June 1, 2026

<u>CUSIP</u>	<u>ContNo</u>	<u>Issuer</u>	<u>Purchase Date</u>	<u>Maturity Date</u>	<u>Coupon</u>	<u>Yield to Maturity</u>	<u>Current Par</u>	<u>Market Value</u>	<u>(Premium)/Discount</u>	<u>Accrued Interest</u>	<u>Original Cost</u>	<u>Days To Maturity</u>	<u>Duration</u>	<u>Convexity</u>
ALL REQUIREMENTS DEBT SERVICE 2016A														
912828YG9	127580	US Treasury	04/06/2026	09/30/2026	1.625	3.721	3,315,000.00	3,301,348.07	33,020.52	9,125.31	0.9900	121	0.33	0.0027
91282CLP4	127572	US Treasury	03/27/2026	09/30/2026	3.500	3.756	8,250,000.00	8,291,565.48	10,634.76	48,913.93	0.9987	121	0.33	0.0027
91282CLP4	127609	US Treasury	04/28/2026	09/30/2026	3.500	3.696	2,500,000.00	2,512,923.19	2,148.45	14,822.40	0.9991	121	0.33	0.0027
91282CLP4	127637	US Treasury	05/27/2026	09/30/2026	3.500	3.698	2,400,000.00	2,412,091.77	1,781.26	14,229.51	0.9993	121	0.33	0.0027
N/A	118861	Goldman Sachs M-Mkt	05/12/2016	06/01/2026	3.379	3.379	112,219.43	112,219.43	0.00	356.76	1.0000	0	0.00	0.0000
					3.124	3.729	16,577,219.43	16,630,147.94	47,584.99	87,447.91	0.9971	120	0.33	0.0027
ALL REQUIREMENTS DEBT SERVICE 2017A														
912828YG9	127581	US Treasury	04/06/2026	09/30/2026	1.625	3.721	2,925,000.00	2,912,954.18	29,135.75	8,051.74	0.9900	121	0.33	0.0027
91282CLP4	127573	US Treasury	03/27/2026	09/30/2026	3.500	3.756	8,500,000.00	8,542,825.03	10,957.04	50,396.17	0.9987	121	0.33	0.0027
91282CLP4	127610	US Treasury	04/28/2026	09/30/2026	3.500	3.696	2,075,000.00	2,085,454.34	1,783.21	12,302.60	0.9991	121	0.33	0.0027
91282CLP4	127638	US Treasury	05/27/2026	09/30/2026	3.500	3.698	2,000,000.00	2,010,076.48	1,484.38	11,857.92	0.9993	121	0.33	0.0027
N/A	120615	Goldman Sachs M-Mkt	06/30/2017	06/01/2026	3.379	3.379	119,519.77	119,519.77	0.00	377.45	1.0000	0	0.00	0.0000
					3.148	3.731	15,619,519.77	15,670,829.80	43,360.38	82,985.88	0.9972	120	0.33	0.0027
ALL REQUIREMENTS DEBT SERVICE 2018A														
91282CLP4	127611	US Treasury	04/28/2026	09/30/2026	3.500	3.696	180,000.00	180,906.88	154.69	1,067.21	0.9991	121	0.33	0.0027
N/A	122318	Goldman Sachs M-Mkt	07/26/2018	06/01/2026	3.379	3.379	181,743.89	181,743.89	0.00	114.58	1.0000	0	0.00	0.0000
					3.439	3.537	361,743.89	362,650.77	154.69	1,181.79	0.9996	60	0.17	0.0014
ALL REQUIREMENTS DEBT SERVICE 2019A														
912828YG9	127576	US Treasury	04/06/2026	09/30/2026	1.625	3.721	1,725,000.00	1,717,896.06	17,182.62	4,748.46	0.9900	121	0.33	0.0027
91282CLP4	127569	US Treasury	03/27/2026	09/30/2026	3.500	3.756	3,000,000.00	3,015,114.72	3,867.18	17,786.89	0.9987	121	0.33	0.0027
91282CLP4	127604	US Treasury	04/28/2026	09/30/2026	3.500	3.696	1,050,000.00	1,055,427.75	902.35	6,225.41	0.9991	121	0.33	0.0027
91282CLP4	127635	US Treasury	05/27/2026	09/30/2026	3.500	3.698	1,000,000.00	1,005,038.24	742.19	5,928.96	0.9993	121	0.33	0.0027
N/A	124837	Goldman Sachs M-Mkt	11/25/2019	06/01/2026	3.379	3.379	99,399.81	99,399.81	0.00	263.18	1.0000	0	0.00	0.0000
					3.028	3.724	6,874,399.81	6,892,876.58	22,694.34	34,952.90	0.9967	119	0.33	0.0027
ALL REQUIREMENTS DEBT SERVICE 2021A														
91282CLP4	127606	US Treasury	04/28/2026	09/30/2026	3.500	3.696	95,000.00	95,491.08	81.64	563.25	0.9991	121	0.33	0.0027
N/A	125470	Goldman Sachs M-Mkt	04/30/2021	06/01/2026	3.379	3.379	93,238.50	93,238.50	0.00	55.77	1.0000	0	0.00	0.0000
					3.440	3.539	188,238.50	188,729.58	81.64	619.02	0.9996	61	0.17	0.0014
ALL REQUIREMENTS DEBT SERVICE 2021B														
912797RS8	127490	US Treasury	01/27/2026	09/03/2026	0.000	3.546	9,000,000.00	8,914,431.30	187,518.78	0.00	0.9792	94	0.26	0.0019
912828YG9	127578	US Treasury	04/06/2026	09/30/2026	1.625	3.721	9,825,000.00	9,784,538.41	97,866.24	27,045.60	0.9900	121	0.33	0.0027
91282CLP4	127571	US Treasury	03/27/2026	09/30/2026	3.500	3.756	32,000,000.00	32,161,223.65	41,250.00	189,726.78	0.9987	121	0.33	0.0027
91282CLP4	127607	US Treasury	04/28/2026	09/30/2026	3.500	3.696	8,500,000.00	8,543,938.86	7,304.73	50,396.17	0.9991	121	0.33	0.0027
N/A	125477	Goldman Sachs M-Mkt	05/04/2021	06/01/2026	3.379	3.379	8,578,660.30	8,578,660.30	0.00	4,245.16	1.0000	0	0.00	0.0000
					2.749	3.668	67,903,660.30	67,982,792.52	333,939.75	271,413.71	0.9951	102	0.28	0.0023

Investment Report

June 1, 2026

<u>CUSIP</u>	<u>ContNo</u>	<u>Issuer</u>	<u>Purchase Date</u>	<u>Maturity Date</u>	<u>Coupon</u>	<u>Yield to Maturity</u>	<u>Current Par</u>	<u>Market Value</u>	<u>(Premium)/Discount</u>	<u>Accrued Interest</u>	<u>Original Cost</u>	<u>Days To Maturity</u>	<u>Duration</u>	<u>Convexity</u>
ALL REQUIREMENTS DEBT SERVICE 2025A														
912828YG9	127577	US Treasury	04/06/2026	09/30/2026	1.625	3.721	2,150,000.00	2,141,145.81	21,416.02	5,918.37	0.9900	121	0.33	0.0027
91282CLP4	127570	US Treasury	03/27/2026	09/30/2026	3.500	3.756	2,000,000.00	2,010,076.48	2,578.13	11,857.92	0.9987	121	0.33	0.0027
91282CLP4	127605	US Treasury	04/28/2026	09/30/2026	3.500	3.696	1,550,000.00	1,558,012.39	1,332.04	9,189.89	0.9991	121	0.33	0.0027
91282CLP4	127636	US Treasury	05/27/2026	09/30/2026	3.500	3.698	1,400,000.00	1,407,053.53	1,039.07	8,300.55	0.9993	121	0.33	0.0027
N/A	127324	Goldman Sachs M-Mkt	08/25/2025	06/01/2026	3.379	3.379	177,255.83	177,255.83	0.00	325.40	1.0000	0	0.00	0.0000
					2.943	3.713	7,277,255.83	7,293,544.04	26,365.26	35,592.13	0.9964	118	0.32	0.0026
ALL REQUIREMENTS GENERAL RESERVE														
04685A2R1	127347	CORP: ATHENE	10/10/2025	11/19/2030	2.550	4.569	1,000,000.00	947,163.55	91,090.00	850.00	0.9089	1,632	4.24	0.2048
06055JNR6	127326	CORP: BANK OF AMER	09/19/2025	09/19/2030	4.150	4.150	500,000.00	509,513.25	0.00	4,150.00	1.0000	1,571	3.95	0.1822
06376JWP2	127630	CORP: BMO	05/19/2026	03/12/2031	4.100	4.870	1,000,000.00	1,019,405.34	32,750.00	8,997.22	0.9673	1,745	4.35	0.2181
06741EGD6	127471	CP: BARCCP	01/13/2026	07/13/2026	0.000	3.875	2,000,000.00	1,992,635.10	37,708.34	0.00	0.9811	42	0.11	0.0007
341271AE4	127001	MUNI: FLORIDA SBA	10/16/2024	07/01/2027	1.705	4.440	1,000,000.00	976,274.17	69,090.00	7,104.17	0.9309	395	1.07	0.0174
46849LVA6	127412	CORP: JXN	11/20/2025	07/02/2027	5.550	4.180	2,000,000.00	2,082,745.59	(42,300.00)	45,941.67	1.0212	396	1.04	0.0178
46850CNC7	127473	CP: JACKSON NTL	01/13/2026	01/12/2027	0.000	3.941	1,000,000.00	980,584.11	37,815.56	0.00	0.9622	225	0.62	0.0067
91282CJK8	127071	US Treasury	12/20/2024	11/15/2026	4.625	4.312	1,500,000.00	1,508,696.29	(8,400.24)	3,276.04	0.0431	167	0.46	0.0043
91282CPC9	127357	US Treasury	10/20/2025	10/15/2028	3.500	3.461	500,000.00	495,429.77	(545.00)	2,247.27	1.0011	867	2.29	0.0661
VP4560000	124710	Principal	11/25/2019	06/01/2026	3.571	3.571	905,443.19	905,443.19	0.00	4,614.51	1.0000	0	0.00	0.0000
					2.933	4.159	11,405,443.19	11,417,890.36	217,208.66	77,180.88	0.8544	556	1.44	0.0539
ALL REQUIREMENTS O&M														
3133ETUC9	127313	FFCB - Callable	09/05/2025	08/21/2028	4.070	4.069	3,000,000.00	3,015,241.67	0.00	33,916.67	1.0000	812	2.13	0.0583
58989V2J2	127568	CORP: METLIFE	03/27/2026	10/01/2027	4.000	4.329	5,000,000.00	5,043,190.08	23,850.00	33,333.33	0.9952	487	1.30	0.0247
62455GGV0	127502	CP: Mountcliff Fund	01/29/2026	07/29/2026	0.000	3.907	5,000,000.00	4,974,609.17	95,025.00	0.00	0.9810	58	0.16	0.0010
N/A	125279	All Req. SBA	11/05/2020	06/01/2026	3.830	3.830	30,159,307.71	30,159,307.71	0.00	88,647.96	1.0000	0	0.00	0.0000
VP4560000	124611	Principal	11/21/2019	06/01/2026	3.571	3.571	27,018,038.57	27,018,038.57	0.00	70,092.65	1.0000	0	0.00	0.0000
					3.480	3.781	70,177,346.28	70,210,387.20	118,875.00	225,990.61	0.9983	74	0.20	0.0043
ALL REQUIREMENTS RENEWAL & REPLACEMENT														
04685A3X7	127360	CORP: ATHENE	10/20/2025	07/09/2027	5.349	4.030	2,000,000.00	2,075,285.65	(43,260.00)	42,197.67	1.0216	403	1.07	0.0182
3133ETJ73	127468	FFCB - Callable	01/09/2026	10/21/2030	4.120	4.142	2,500,000.00	2,463,406.94	2,500.00	11,444.44	0.9990	1,603	4.04	0.1888
3133ETR82	127404	FFCB - Callable	11/10/2025	11/10/2028	3.840	3.840	2,000,000.00	1,985,110.00	0.00	4,480.00	1.0000	893	2.36	0.0696
64110LAU0	127596	CORP: NETFLIX	04/15/2026	11/15/2029	5.375	4.256	1,250,000.00	1,339,988.04	(46,000.00)	30,980.90	1.0368	1,263	3.13	0.1203
74256LFC8	127362	CORP: PRINCIPAL LIFE	10/20/2025	01/09/2028	4.800	4.040	2,000,000.00	2,065,714.26	(31,840.00)	37,866.67	1.0159	587	1.54	0.0338
74625ULC5	127525	CP: Pure Grove	02/11/2026	11/12/2026	0.000	3.785	1,000,000.00	985,773.08	27,628.33	0.00	0.9724	164	0.45	0.0041
78016FZU1	127361	CORP: ROYAL BK CA	10/20/2025	11/01/2027	6.000	3.762	2,000,000.00	2,068,368.45	(86,680.00)	10,000.00	1.0433	518	1.38	0.0272
79466LAR5	127591	CORP: CRM	04/10/2026	03/15/2029	4.650	4.402	2,000,000.00	2,058,446.88	(12,940.00)	20,150.00	1.0065	1,018	2.62	0.0857
91282CJT9	126751	US Treasury	01/19/2024	01/15/2027	4.000	4.135	2,000,000.00	2,032,819.24	7,500.00	30,276.24	0.9963	228	0.61	0.0074
91282CKJ9	127356	US Treasury	10/20/2025	04/15/2027	4.500	3.488	2,000,000.00	2,021,787.38	(29,062.50)	11,557.38	1.0145	318	0.86	0.0122
91282CMW8	127359	US Treasury	10/20/2025	04/15/2028	3.750	3.452	2,000,000.00	1,997,993.15	(14,060.00)	9,631.15	1.0070	684	1.82	0.0439
VP4560000	124585	Principal	11/04/2019	06/01/2026	3.571	3.571	5,320,027.28	5,320,027.28	0.00	9,364.55	1.0000	0	0.00	0.0000
					4.211	3.865	26,070,027.28	26,414,720.35	(226,214.17)	217,949.00	1.0087	577	1.50	0.0469

Investment Report

June 1, 2026

<u>CUSIP</u>	<u>ContNo</u>	<u>Issuer</u>	<u>Purchase Date</u>	<u>Maturity Date</u>	<u>Coupon</u>	<u>Yield to Maturity</u>	<u>Current Par</u>	<u>Market Value</u>	<u>(Premium)/Discount</u>	<u>Accrued Interest</u>	<u>Original Cost</u>	<u>Days To Maturity</u>	<u>Duration</u>	<u>Convexity</u>
ALL REQUIREMENTS SUBORDINATE DEBT														
N/A	127512	Goldman Sachs M-Mkt	01/08/2026	06/01/2026	3.379	3.379	2.93	2.93	0.00	0.00	1.0000	0	0.00	0.0000
					3.379	3.379	2.93	2.93	0.00	0.00	1.0000	0	0.00	0.0000
ARP 25A Proceeds														
VP4560000	127534	Principal	02/13/2026	06/01/2026	3.571	3.571	1.00	1.00	0.00	0.00	1.0000	0	0.00	0.0000
					3.571	3.571	1.00	1.00	0.00	0.00	1.0000	0	0.00	0.0000
ARP 25B Proceeds														
VP4560000	127533	Principal	02/13/2026	06/01/2026	3.571	3.571	455,001.00	455,001.00	0.00	807.22	1.0000	0	0.00	0.0000
					3.571	3.571	455,001.00	455,001.00	0.00	807.22	1.0000	0	0.00	0.0000
		ARP Pool Summary			3.206	3.761	248,932,673.74	249,510,447.71	663,793.04	1,132,479.86	0.9915	162	0.43	0.0101
BARTOW PLOAN DEBT SERVICE 2025														
N/A	127343	TRUIST TRUSTEE	09/17/2025	06/01/2026	3.429	3.429	2,231.47	2,231.47	0.00	6.74	1.0000	0	0.00	0.0000
					3.429	3.429	2,231.47	2,231.47	0.00	6.74	1.0000	0	0.00	0.0000
BARTOW PLOAN PROJ FUND 2025														
N/A	127200	TRUIST TRUSTEE	05/30/2025	06/01/2026	3.429	3.429	2,064,559.18	2,064,559.18	0.00	7,971.87	1.0000	0	0.00	0.0000
					3.429	3.429	2,064,559.18	2,064,559.18	0.00	7,971.87	1.0000	0	0.00	0.0000
BARTOW PLOAN REVENUE EXPENSE 2025														
N/A	127575	TRUIST TRUSTEE	09/17/2025	06/01/2026	3.429	3.429	1.31	1.31	0.00	0.00	1.0000	0	0.00	0.0000
					3.429	3.429	1.31	1.31	0.00	0.00	1.0000	0	0.00	0.0000
		BART Pool Summary			3.429	3.429	2,066,791.96	2,066,791.96	0.00	7,978.61	1.0000	0	0.00	0.0000
Bushnell Rate Stabilization Fund														
VP4560000	124580	Principal	11/04/2019	06/01/2026	3.571	3.571	92,248.63	92,248.63	0.00	291.09	1.0000	0	0.00	0.0000
					3.571	3.571	92,248.63	92,248.63	0.00	291.09	1.0000	0	0.00	0.0000
		BUSH Pool Summary			3.571	3.571	92,248.63	92,248.63	0.00	291.09	1.0000	0	0.00	0.0000
FMPA CLEWISTON PL 2021 DEBT SERVICE FUND														
N/A	127509	Goldman Sachs M-Mkt	01/08/2026	06/01/2026	3.379	3.379	125.20	125.20	0.00	0.36	1.0000	0	0.00	0.0000
					3.379	3.379	125.20	125.20	0.00	0.36	1.0000	0	0.00	0.0000
FMPA CLEWISTON PL 2021 REVENUE & EXPENSE														
N/A	127510	Goldman Sachs M-Mkt	01/08/2026	06/01/2026	3.379	3.379	52.16	52.16	0.00	0.06	1.0000	0	0.00	0.0000
					3.379	3.379	52.16	52.16	0.00	0.06	1.0000	0	0.00	0.0000
		CLEW Pool Summary			3.379	3.379	177.36	177.36	0.00	0.42	1.0000	0	0.00	0.0000
FMPA Pool Loan Working Capital														
VP4560000	124586	Principal	11/04/2019	06/01/2026	3.571	3.571	16,756.39	16,756.39	0.00	53.05	1.0000	0	0.00	0.0000
					3.571	3.571	16,756.39	16,756.39	0.00	53.05	1.0000	0	0.00	0.0000
		FMPA Pool Summary			3.571	3.571	16,756.39	16,756.39	0.00	53.05	1.0000	0	0.00	0.0000

Investment Report

June 1, 2026

CUSIP	ContNo	Issuer	Purchase Date	Maturity Date	Coupon	Yield to Maturity	Current Par	Market Value	(Premium)/Discount	Accrued Interest	Original Cost	Days To Maturity	Duration	Convexity
FMPA PL HOMESTEAD PROJECT FUND 2021														
N/A	125532	Goldman Sachs M-Mkt	06/28/2021	06/01/2026	3.379	3.379	4,414,028.08	4,414,028.08	0.00	13,187.24	1.0000	0	0.00	0.0000
					3.379	3.379	4,414,028.08	4,414,028.08	0.00	13,187.24	1.0000	0	0.00	0.0000
FMPA PL HOMESTEAD REVENUE EXPENSE FUND 2021														
N/A	127518	Goldman Sachs M-Mkt	02/02/2026	04/04/2042	3.379	3.379	30.40	30.40	0.00	0.05	1.0000	5,786	15.84	2.5884
					3.379	3.379	30.40	30.40	0.00	0.05	1.0000	5,786	15.84	2.5884
HOMESTEAD PL DEBT SERVICE 2022														
N/A	127560	Goldman Sachs M-Mkt	01/08/2026	06/01/2026	3.379	3.379	251.39	251.39	0.00	0.69	1.0000	0	0.00	0.0000
					3.379	3.379	251.39	251.39	0.00	0.69	1.0000	0	0.00	0.0000
HOMESTEAD PL PROJECT FUND 2022														
N/A	126181	Goldman Sachs M-Mkt	11/17/2022	06/01/2026	3.379	3.379	5,288,895.50	5,288,895.50	0.00	15,800.96	1.0000	0	0.00	0.0000
					3.379	3.379	5,288,895.50	5,288,895.50	0.00	15,800.96	1.0000	0	0.00	0.0000
HOMESTEAD PL REVENUE EXPESNE 2022														
N/A	127504	Goldman Sachs M-Mkt	01/08/2026	06/01/2026	3.379	3.379	26.85	26.85	0.00	0.05	1.0000	0	0.00	0.0000
					3.379	3.379	26.85	26.85	0.00	0.05	1.0000	0	0.00	0.0000
					3.379	3.379	9,703,232.22	9,703,232.22	0.00	28,988.99	1.0000	0	0.00	0.0000
FMPA PL HOMESTEAD DEBT SERVICE 2021														
N/A	127559	Goldman Sachs M-Mkt	01/08/2026	06/01/2026	3.379	3.379	143.63	143.63	0.00	0.37	1.0000	0	0.00	0.0000
					3.379	3.379	143.63	143.63	0.00	0.37	1.0000	0	0.00	0.0000
					3.379	3.379	143.63	143.63	0.00	0.37	1.0000	0	0.00	0.0000
Kissimmee Rate Stabilization Fund														
VP4560000	124581	Principal	11/04/2019	06/01/2026	3.571	3.571	17,093.75	17,093.75	0.00	53.91	1.0000	0	0.00	0.0000
					3.571	3.571	17,093.75	17,093.75	0.00	53.91	1.0000	0	0.00	0.0000
					3.571	3.571	17,093.75	17,093.75	0.00	53.91	1.0000	0	0.00	0.0000
FMPA PL BUSHNELL Debt Service														
N/A	124748	Goldman Sachs M-Mkt	12/10/2019	06/01/2026	3.379	3.379	533.10	533.10	0.00	1.60	1.0000	0	0.00	0.0000
					3.379	3.379	533.10	533.10	0.00	1.60	1.0000	0	0.00	0.0000
FMPA PL BUSHNELL Revenue Fund														
N/A	125799	Goldman Sachs M-Mkt	02/01/2022	06/01/2026	3.379	3.379	56.51	56.51	0.00	0.26	1.0000	0	0.00	0.0000
					3.379	3.379	56.51	56.51	0.00	0.26	1.0000	0	0.00	0.0000
					3.379	3.379	589.61	589.61	0.00	1.86	1.0000	0	0.00	0.0000
St Lucie Contingency														
052404QH6	126702	MUNI: Austin College	12/19/2023	02/01/2027	1.361	4.476	500,000.00	493,829.58	44,855.00	2,268.33	0.9103	245	0.67	0.0080
46850CNC7	127475	CP: JACKSON NTL	01/13/2026	01/12/2027	0.000	3.941	1,000,000.00	980,584.11	37,815.56	0.00	0.9622	225	0.62	0.0067
91282CPC9	127423	US Treasury	10/20/2025	10/15/2028	3.500	3.461	500,000.00	495,429.77	(545.01)	2,247.27	1.0011	867	2.29	0.0661
VP4560000	124587	Principal	11/04/2019	06/01/2026	3.571	3.571	709,994.43	709,994.43	0.00	2,240.31	1.0000	0	0.00	0.0000
					1.832	3.854	2,709,994.43	2,679,837.89	82,125.55	6,755.91	0.9697	288	0.77	0.0161

Investment Report

June 1, 2026

<u>CUSIP</u>	<u>ContNo</u>	<u>Issuer</u>	<u>Purchase Date</u>	<u>Maturity Date</u>	<u>Coupon</u>	<u>Yield to Maturity</u>	<u>Current Par</u>	<u>Market Value</u>	<u>(Premium)/Discount</u>	<u>Accrued Interest</u>	<u>Original Cost</u>	<u>Days To Maturity</u>	<u>Duration</u>	<u>Convexity</u>
St Lucie Debt Service 2013A														
912828YG9	127582	US Treasury	04/06/2026	09/30/2026	1.625	3.721	750,000.00	746,911.33	7,470.70	2,064.55	0.9900	121	0.33	0.0027
91282CLP4	127612	US Treasury	04/28/2026	09/30/2026	3.500	3.696	135,000.00	135,680.16	116.02	800.41	0.9991	121	0.33	0.0027
X9X9USDADM1	123469	MORGAN STANLEY LIQ	03/05/2019	06/01/2026	3.550	3.550	139,917.82	139,917.82	0.00	97.96	1.0000	0	0.00	0.0000
					2.135	3.694	1,024,917.82	1,022,509.31	7,586.72	2,962.92	0.9926	104	0.29	0.0023
ST LUCIE DEBT SERVICE 2021A														
912828YG9	127583	US Treasury	04/06/2026	09/30/2026	1.625	3.721	670,000.00	667,240.79	6,673.83	1,844.33	0.9900	121	0.33	0.0027
91282CLP4	127613	US Treasury	04/28/2026	09/30/2026	3.500	3.696	160,000.00	160,806.12	137.50	948.63	0.9991	121	0.33	0.0027
X9X9USDADM1	125669	MORGAN STANLEY LIQ	10/20/2021	06/01/2026	3.550	3.550	164,201.04	164,201.04	0.00	112.76	1.0000	0	0.00	0.0000
					2.245	3.689	994,201.04	992,247.95	6,811.33	2,905.72	0.9931	101	0.28	0.0023
ST LUCIE DEBT SERVICE 2021B														
912828YG9	127584	US Treasury	04/06/2026	09/30/2026	1.625	3.721	2,500,000.00	2,489,704.43	24,902.34	6,881.83	0.9900	121	0.33	0.0027
91282CLP4	127614	US Treasury	04/28/2026	09/30/2026	3.500	3.696	585,000.00	587,947.37	502.73	3,468.44	0.9991	121	0.33	0.0027
91282CLP4	127639	US Treasury	05/28/2026	09/30/2026	3.500	3.711	500,000.00	502,519.12	390.62	2,964.48	0.9992	121	0.33	0.0027
X9X9USDADM1	126049	MORGAN STANLEY LIQ	07/27/2022	06/01/2026	3.550	3.550	104,526.87	104,526.87	0.00	221.34	1.0000	0	0.00	0.0000
					2.231	3.711	3,689,526.87	3,684,697.79	25,795.69	13,536.09	0.9930	118	0.32	0.0026

Investment Report

June 1, 2026

<u>CUSIP</u>	<u>ContNo</u>	<u>Issuer</u>	<u>Purchase Date</u>	<u>Maturity Date</u>	<u>Coupon</u>	<u>Yield to Maturity</u>	<u>Current Par</u>	<u>Market Value</u>	<u>(Premium)/Discount</u>	<u>Accrued Interest</u>	<u>Original Cost</u>	<u>Days To Maturity</u>	<u>Duration</u>	<u>Convexity</u>	
St Lucie Decommissioning															
04685A2Y6	127476	CORP: ATHENE	01/14/2026	06/07/2031	2.673	4.855	5,000,000.00	4,797,120.02	512,750.00	64,597.50	0.8975	1,832	4.66	0.2467	
06055JQH5	127540	CORP: BANK OF AMER	02/25/2026	03/23/2027	3.850	3.860	1,500,000.00	1,502,962.92	150.00	1,443.75	0.9999	295	0.80	0.0109	
06055JRD3	127589	CORP: BANK OF AMER	04/22/2026	04/22/2031	5.000	5.000	3,750,000.00	3,959,649.74	0.00	20,312.50	1.0000	1,786	4.39	0.2223	
06376JWP2	127629	CORP: BMO	05/19/2026	03/12/2031	4.100	4.870	2,000,000.00	2,038,810.64	65,500.00	17,994.44	0.9673	1,745	4.35	0.2181	
06418GAK3	126980	Bank of Nova Scotia	08/28/2024	08/01/2029	5.450	4.462	5,000,000.00	5,317,872.60	(216,050.00)	90,833.33	1.0432	1,157	2.91	0.1045	
06945MHU3	127565	CP: Barton Capital	03/17/2026	08/28/2026	0.000	4.057	1,000,000.00	992,315.38	17,903.33	0.00	0.9821	88	0.24	0.0017	
10921U2L1	126970	CORP: BRIGHTHOUSE	08/16/2024	06/10/2029	5.650	5.090	6,365,000.00	6,847,748.16	(150,023.05)	170,820.69	1.0236	1,105	2.76	0.0958	
10921U2L1	126971	CORP: BRIGHTHOUSE	08/16/2024	06/10/2029	5.650	5.070	3,635,000.00	3,910,693.56	(88,803.05)	97,554.31	1.0244	1,105	2.76	0.0958	
14913UAS9	127190	CORP: CAT	12/20/2024	11/15/2027	4.600	4.598	5,000,000.00	5,061,690.54	0.00	10,222.22	1.0000	532	1.42	0.0285	
17325FBK3	126998	Corp: Citibank	10/18/2024	08/06/2029	4.838	4.472	10,000,000.00	10,429,341.73	(156,000.00)	154,547.22	1.0156	1,162	2.95	0.1066	
19767DJA3	127566	CP: COLUMBIA	03/17/2026	09/10/2026	0.000	4.053	2,500,000.00	2,477,975.38	48,183.33	0.00	0.9807	101	0.28	0.0021	
25160PAM9	126903	Deutsche Bank	06/20/2024	09/09/2027	5.371	5.135	5,000,000.00	5,155,208.33	(34,250.00)	61,169.72	1.0069	465	1.23	0.0228	
30321L2J0	127172	CORP: FG Funding	04/23/2025	01/16/2030	5.875	5.572	10,000,000.00	10,882,279.12	(123,400.00)	220,312.50	1.0123	1,325	3.27	0.1297	
3130AWTR1	126576	FHLB	08/25/2023	09/08/2028	4.375	4.484	3,500,000.00	3,553,346.32	16,975.00	35,303.82	0.9952	830	2.17	0.0604	
3130BACB1	127602	FHLB - Callable	04/24/2026	04/23/2032	4.650	4.650	1,305,000.00	1,289,376.98	0.00	6,405.38	1.0000	2,153	5.22	0.3054	
3133EPGT6	126394	FFCB	04/26/2023	04/26/2027	3.875	4.032	5,000,000.00	5,016,886.81	28,700.00	18,836.81	0.9943	329	0.89	0.0128	
3136GAY52	127377	FNMA - Callable	10/20/2025	10/16/2030	4.000	4.000	10,000,000.00	10,114,084.29	0.00	50,000.00	1.0000	1,598	4.04	0.1889	
3136GCPV1	127537	FNMA - Callable	02/25/2026	02/25/2031	3.800	3.800	5,000,000.00	4,897,216.67	0.00	50,666.67	1.0000	1,730	4.34	0.2155	
459200LH2	127574	CORP: IBM	04/02/2026	02/10/2032	5.000	4.746	1,000,000.00	1,073,932.26	(12,770.00)	15,416.67	1.0128	2,080	4.98	0.2829	
48136JY32	127626	CORP: JP MORGAN	05/28/2026	05/28/2030	4.750	4.750	1,000,000.00	1,030,538.92	0.00	395.83	1.0000	1,457	3.73	0.1589	
576000KW2	126424	MUNI: Mass School Bd	05/08/2023	06/15/2027	5.468	4.114	4,305,000.00	4,433,562.61	(217,789.95)	108,544.36	1.0506	379	1.00	0.0163	
58989V2D5	126382	CORP: METLIFE	04/20/2023	09/14/2026	1.250	4.830	7,185,000.00	7,153,033.51	797,780.51	19,209.90	0.8890	105	0.29	0.0022	
64110LAV8	127498	CORP: NETFLIX	01/28/2026	06/15/2030	4.875	4.281	5,000,000.00	5,295,350.87	(117,250.00)	112,395.83	1.0235	1,475	3.65	0.1586	
64971XJJ8	127524	MUNI: NYC TFA REV	02/11/2026	11/01/2031	3.450	3.946	1,000,000.00	935,995.00	25,230.00	2,875.00	0.9748	1,979	4.97	0.2774	
685869FV6	127523	MUNI: OR HLTH & SCI	02/10/2026	07/01/2031	2.930	3.970	3,000,000.00	2,791,825.00	150,150.00	36,625.00	0.9500	1,856	4.69	0.2487	
78017DAC2	127442	CORP: ROYAL BK CA	12/23/2025	02/04/2031	5.153	4.436	10,000,000.00	10,711,877.53	(324,500.00)	167,472.50	1.0325	1,709	4.17	0.2028	
X9X9USDADM1	123464	MORGAN STANLEY LIQ	03/06/2019	06/01/2026	3.550	3.550	6,549,801.25	6,549,801.25	0.00	26,648.76	1.0000	0	0.00	0.0000	
						4.336	4.516	124,594,801.25	128,220,496.14	222,486.12	1,560,604.71	0.9982	1,098	2.75	0.1175

Investment Report

June 1, 2026

<u>CUSIP</u>	<u>ContNo</u>	<u>Issuer</u>	<u>Purchase Date</u>	<u>Maturity Date</u>	<u>Coupon</u>	<u>Yield to Maturity</u>	<u>Current Par</u>	<u>Market Value</u>	<u>(Premium)/Discount</u>	<u>Accrued Interest</u>	<u>Original Cost</u>	<u>Days To Maturity</u>	<u>Duration</u>	<u>Convexity</u>
St Lucie General Reserve														
023135DD5	127593	CORP: AMAZON	04/13/2026	03/13/2031	4.250	4.291	2,000,000.00	2,052,236.14	3,660.00	18,416.67	0.9982	1,746	4.34	0.2174
04685A2R1	127348	CORP: ATHENE	10/10/2025	11/19/2030	2.550	4.569	2,000,000.00	1,894,327.10	182,180.00	1,700.00	0.9089	1,632	4.24	0.2048
04685A4A6	126976	CORP: ATHENE	08/28/2024	08/27/2026	4.860	4.700	1,000,000.00	1,015,286.50	(3,014.00)	12,690.00	1.0030	87	0.24	0.0018
06055JNR6	127327	CORP: BANK OF AMER	09/19/2025	09/19/2030	4.150	4.150	500,000.00	509,513.25	0.00	4,150.00	1.0000	1,571	3.95	0.1822
251526CW7	127562	Deutsche Bank	03/16/2026	05/10/2029	5.414	4.310	1,000,000.00	1,044,456.55	(32,135.19)	3,158.17	1.0321	1,074	2.75	0.0934
3130AWTR1	126600	FHLB	08/25/2023	09/08/2028	4.375	4.484	500,000.00	507,620.90	2,425.00	5,043.40	0.9952	830	2.17	0.0604
3133ERKM2	126965	FFCB	07/30/2024	07/08/2027	4.500	4.257	3,000,000.00	3,067,620.00	(19,856.25)	53,625.00	1.0066	402	1.07	0.0180
3133ETK89	127399	FFCB - Callable	10/28/2025	10/28/2030	3.730	3.730	4,000,000.00	3,891,836.67	0.00	13,676.67	1.0000	1,610	4.09	0.1925
46221WGD1	127555	CP: IONIC CAPL	03/05/2026	07/13/2026	0.000	3.938	1,500,000.00	1,494,476.32	20,745.84	0.00	0.9862	42	0.11	0.0007
574193BR9	127055	MUNI: MDS MARYLAND	12/20/2024	08/01/2026	4.150	4.417	1,500,000.00	1,521,795.50	6,225.00	20,750.00	0.9959	61	0.17	0.0011
62479MPC1	127627	CP: MUFG Bank	05/18/2026	02/12/2027	0.000	4.052	1,000,000.00	977,967.97	29,100.00	0.00	0.9709	256	0.70	0.0082
62479VHC0	127467	CP: MUFG SEC	01/09/2026	08/12/2026	0.000	3.921	2,000,000.00	1,987,407.57	45,150.00	0.00	0.9774	72	0.20	0.0013
64952WEY5	126662	CORP: NYLIFE	11/14/2023	01/09/2028	4.850	5.506	2,000,000.00	2,067,650.49	48,260.00	38,261.11	0.9759	587	1.54	0.0337
64952WFP3	127561	CORP: NYLIFE	03/13/2026	07/25/2028	4.150	4.148	1,000,000.00	1,018,852.47	0.00	14,525.00	1.0000	785	2.05	0.0551
64966SHR0	127040	MUNI: NYC	11/06/2024	10/01/2029	4.380	4.396	2,000,000.00	2,010,400.00	1,400.00	14,600.00	0.9993	1,218	3.12	0.1168
89236TKX2	126964	CORP: Toyota Motor	07/30/2024	08/14/2026	5.000	4.699	3,000,000.00	3,051,969.14	(17,310.00)	44,583.33	1.0058	74	0.20	0.0014
912797UB1	127538	US Treasury	02/25/2026	06/23/2026	0.000	3.679	3,000,000.00	2,993,277.65	35,257.42	0.00	0.9882	22	0.06	0.0003
91282CFZ9	127645	US Treasury	05/29/2026	11/30/2027	3.875	4.007	1,000,000.00	997,665.80	1,914.06	105.87	0.9981	547	1.44	0.0299
91282CMW8	127479	US Treasury	01/23/2026	04/15/2028	3.750	3.626	1,500,000.00	1,498,494.86	(3,867.18)	7,223.36	1.0026	684	1.82	0.0439
N/A	127514	TRUIST PUB DEP CHKG	01/28/2026	06/01/2026	3.460	3.460	7,587,128.30	7,587,128.30	0.00	23,273.66	1.0000	0	0.00	0.0000
VP4560000	124588	Principal	11/04/2019	06/01/2026	3.571	3.571	3,048,715.12	3,048,715.12	0.00	10,115.68	1.0000	0	0.00	0.0000
					3.331	4.052	44,135,843.42	44,238,698.30	300,134.70	285,897.92	0.9932	534	1.37	0.0534
ST LUCIE NUCLEAR FUEL STABILIZATION														
19767DFR0	127603	CP: COLUMBIA	04/24/2026	06/25/2026	0.000	3.909	2,250,000.00	2,245,257.94	14,841.25	0.00	0.9934	24	0.07	0.0004
VP4560000	124589	Principal	11/04/2019	06/01/2026	3.571	3.571	2,912,139.62	2,912,139.62	0.00	8,393.99	1.0000	0	0.00	0.0000
					2.014	3.718	5,162,139.62	5,157,397.56	14,841.25	8,393.99	0.9971	10	0.03	0.0002
St Lucie O&M														
3133ETUC9	127314	FFCB - Callable	09/05/2025	08/21/2028	4.070	4.069	1,000,000.00	1,005,080.56	0.00	11,305.56	1.0000	812	2.13	0.0583
40139LBA0	127315	CORP: GUARDIAN	09/05/2025	11/19/2027	1.250	3.954	1,500,000.00	1,445,176.77	84,885.00	625.00	0.9434	536	1.46	0.0289
52953HLK4	127642	CP: Lexington Parker	05/28/2026	11/19/2026	0.000	4.073	1,000,000.00	985,174.84	19,152.78	0.00	0.9808	171	0.47	0.0044
N/A	125280	ST LUCIE SBA	11/05/2020	06/01/2026	3.830	3.830	5,153,721.85	5,153,721.85	0.00	16,823.26	1.0000	0	0.00	0.0000
VP4560000	124612	Principal	11/21/2019	06/01/2026	3.571	3.571	3,611,383.28	3,611,383.28	0.00	10,564.71	1.0000	0	0.00	0.0000
					3.145	3.808	12,265,105.13	12,200,537.30	104,037.78	39,318.53	0.9915	146	0.39	0.0086

Investment Report

June 1, 2026

<u>CUSIP</u>	<u>ContNo</u>	<u>Issuer</u>	<u>Purchase Date</u>	<u>Maturity Date</u>	<u>Coupon</u>	<u>Yield to Maturity</u>	<u>Current Par</u>	<u>Market Value</u>	<u>(Premium)/Discount</u>	<u>Accrued Interest</u>	<u>Original Cost</u>	<u>Days To Maturity</u>	<u>Duration</u>	<u>Convexity</u>
St Lucie R&R														
06741EGD6	127472	CP: BARCCP	01/13/2026	07/13/2026	0.000	3.875	2,000,000.00	1,992,635.10	37,708.34	0.00	0.9811	42	0.11	0.0007
29261NGQ9	127535	CP: ENDEAVOUR	02/24/2026	07/24/2026	0.000	3.883	2,000,000.00	1,990,715.15	31,416.66	0.00	0.9843	53	0.15	0.0009
46850CNC7	127474	CP: JACKSON NTL	01/13/2026	01/12/2027	0.000	3.941	2,000,000.00	1,961,168.21	75,631.11	0.00	0.9622	225	0.62	0.0067
91282CHH7	126966	US Treasury	07/30/2024	06/15/2026	4.125	4.414	1,000,000.00	1,019,172.96	5,200.00	19,038.46	0.9948	14	0.04	0.0002
91282CJK8	127070	US Treasury	12/20/2024	11/15/2026	4.625	4.312	500,000.00	502,898.76	(2,800.08)	1,092.01	0.0431	167	0.46	0.0043
VP4560000	124590	Principal	11/04/2019	06/01/2026	3.571	3.571	755,607.67	755,607.67	0.00	2,277.32	1.0000	0	0.00	0.0000
					1.107	3.957	8,255,607.67	8,222,197.85	147,156.03	22,407.79	0.9239	89	0.24	0.0023
STL Pool Summary					3.762	4.298	202,832,137.25	206,418,620.09	910,975.17	1,942,783.58	0.9931	810	2.04	0.0847
Stanton Contingency														
04685A4E8	127374	CORP: ATHENE	10/23/2025	01/07/2027	4.950	4.069	500,000.00	513,220.22	(5,100.00)	9,900.00	1.0102	220	0.59	0.0072
74625UNN9	127516	CP: Pure Grove	01/30/2026	01/22/2027	0.000	3.872	500,000.00	489,869.33	18,246.67	0.00	0.9635	235	0.64	0.0071
VP4560000	124591	Principal	11/04/2019	06/01/2026	3.571	3.571	263,422.18	263,422.18	0.00	831.18	1.0000	0	0.00	0.0000
					2.703	3.887	1,263,422.18	1,266,511.73	13,146.67	10,731.18	0.9896	180	0.49	0.0057
Stanton General Reserve														
025816DB2	127400	CORP: AMEX	10/30/2025	11/05/2027	5.850	3.865	1,000,000.00	1,031,565.80	(38,090.00)	4,225.00	1.0381	522	1.39	0.0275
06055JNR6	127373	RBC CAPL MKTS-BROKER	10/17/2025	09/19/2030	4.150	4.182	1,750,000.00	1,783,296.39	2,555.00	14,525.00	0.9985	1,571	3.95	0.1822
11042MHC5	127527	CP: Britannia	02/12/2026	08/12/2026	0.000	3.875	1,000,000.00	993,703.79	18,854.17	0.00	0.9811	72	0.20	0.0013
19767DHA5	127528	CP: COLUMBIA	02/12/2026	08/10/2026	0.000	3.864	1,000,000.00	993,877.61	18,596.11	0.00	0.9814	70	0.19	0.0013
29446Q2A0	127430	CORP: EQH	12/10/2025	06/09/2028	4.650	4.208	500,000.00	517,914.33	(5,185.00)	11,108.33	1.0104	739	1.91	0.0494
46221WF59	127519	CP: IONIC CAPL	02/06/2026	06/05/2026	0.000	3.923	250,000.00	249,912.03	3,156.80	0.00	0.9874	4	0.01	0.0001
91282CGB1	127435	US Treasury	12/10/2025	12/31/2029	3.875	3.703	2,000,000.00	2,013,137.97	(12,812.50)	32,541.44	1.0064	1,309	3.33	0.1322
91282CLS8	127409	US Treasury	11/19/2025	10/31/2026	4.125	3.711	2,000,000.00	2,009,449.17	(7,788.44)	7,104.17	1.0039	152	0.42	0.0038
91282CMW8	127480	US Treasury	01/23/2026	04/15/2028	3.750	3.626	1,000,000.00	998,996.57	(2,578.12)	4,815.57	1.0026	684	1.82	0.0439
VP4560000	124592	Principal	11/04/2019	06/01/2026	3.571	3.571	1,338,565.40	1,338,565.40	0.00	4,209.15	1.0000	0	0.00	0.0000
					3.376	3.822	11,838,565.40	11,930,419.06	(23,291.98)	78,528.66	1.0020	624	1.60	0.0583
Stanton O&M														
06945MHU3	127563	CP: Barton Capital	03/17/2026	08/28/2026	0.000	4.057	500,000.00	496,157.69	8,951.67	0.00	0.9821	88	0.24	0.0017
19767DJA3	127564	CP: COLUMBIA	03/17/2026	09/10/2026	0.000	4.053	500,000.00	495,595.08	9,636.67	0.00	0.9807	101	0.28	0.0021
313385U38	127600	FHLB DN	04/21/2026	12/23/2026	0.000	3.726	500,000.00	489,341.89	12,248.75	0.00	0.9755	205	0.56	0.0057
313385YU4	127557	FHLB DN	03/05/2026	07/01/2026	0.000	3.680	500,000.00	498,391.79	5,878.69	0.00	0.9882	30	0.08	0.0005
3133ET6T9	127601	FFCB - Callable	04/23/2026	04/09/2027	3.600	3.738	500,000.00	500,625.00	650.00	2,600.00	0.9987	312	0.85	0.0118
N/A	125281	STANTON SBA	11/05/2020	06/01/2026	3.830	3.830	4,148,226.23	4,148,226.23	0.00	14,088.01	1.0000	0	0.00	0.0000
VP4560000	124615	Principal	11/21/2019	06/01/2026	3.571	3.571	1,005,817.25	1,005,817.25	0.00	3,142.00	1.0000	0	0.00	0.0000
					2.780	3.803	7,654,043.48	7,634,154.93	37,365.78	19,830.01	0.9951	48	0.13	0.0014

Investment Report

June 1, 2026

<u>CUSIP</u>	<u>ContNo</u>	<u>Issuer</u>	<u>Purchase Date</u>	<u>Maturity Date</u>	<u>Coupon</u>	<u>Yield to Maturity</u>	<u>Current Par</u>	<u>Market Value</u>	<u>(Premium)/Discount</u>	<u>Accrued Interest</u>	<u>Original Cost</u>	<u>Days To Maturity</u>	<u>Duration</u>	<u>Convexity</u>
Stanton R&R														
04685A4E8	127371	CORP: ATHENE	10/23/2025	01/07/2027	4.950	4.069	500,000.00	513,220.22	(5,100.00)	9,900.00	1.0102	220	0.59	0.0072
29446Q2A0	127431	CORP: EQH	12/10/2025	06/09/2028	4.650	4.208	750,000.00	776,871.49	(7,777.50)	16,662.50	1.0104	739	1.91	0.0494
52953HKF6	127634	CP: Lexington Parker	05/21/2026	10/15/2026	0.000	4.050	500,000.00	494,086.67	8,023.75	0.00	0.9840	136	0.37	0.0031
62479MGH0	127367	CP: MUFG Bank	10/23/2025	07/17/2026	0.000	3.911	500,000.00	497,984.13	13,906.25	0.00	0.9722	46	0.13	0.0008
91282CMW8	127481	US Treasury	01/23/2026	04/15/2028	3.750	3.626	750,000.00	749,247.43	(1,933.59)	3,611.68	1.0026	684	1.82	0.0439
VP4560000	124596	Principal	11/04/2019	06/01/2026	3.571	3.571	761,573.45	761,573.45	0.00	3,555.44	1.0000	0	0.00	0.0000
					3.056	3.884	3,761,573.45	3,792,983.39	7,118.91	33,729.62	0.9981	337	0.89	0.0201
STN Pool Summary					3.106	3.829	24,517,604.51	24,624,069.11	34,339.38	142,819.47	0.9986	377	0.98	0.0320
Stanton II Contingency														
91282CMW8	127482	US Treasury	01/23/2026	04/15/2028	3.750	3.626	1,000,000.00	998,996.57	(2,578.12)	4,815.57	1.0026	684	1.82	0.0439
VP4560000	124593	Principal	11/04/2019	06/01/2026	3.571	3.571	249,599.92	249,599.92	0.00	787.61	1.0000	0	0.00	0.0000
					3.714	3.615	1,249,599.92	1,248,596.49	(2,578.12)	5,603.18	1.0021	547	1.46	0.0352
STANTON II DEBT SERVICE 2017A														
912828YG9	127586	US Treasury	04/06/2026	09/30/2026	1.625	3.721	190,000.00	189,217.54	1,892.58	523.02	0.9900	121	0.33	0.0027
91282CLP4	127616	US Treasury	04/28/2026	09/30/2026	3.500	3.696	75,000.00	75,377.87	64.45	444.67	0.9991	121	0.33	0.0027
X9X9USDADM1	123460	MORGAN STANLEY LIQ	03/12/2019	06/01/2026	3.550	3.550	78,098.34	78,098.34	0.00	54.85	1.0000	0	0.00	0.0000
					2.473	3.677	343,098.34	342,693.75	1,957.03	1,022.54	0.9943	93	0.26	0.0021
STANTON II DEBT SERVICE 2017B														
912828YG9	127587	US Treasury	04/06/2026	09/30/2026	1.625	3.721	2,625,000.00	2,614,189.65	26,147.45	7,225.92	0.9900	121	0.33	0.0027
91282CLP4	127617	US Treasury	04/28/2026	09/30/2026	3.500	3.696	500,000.00	502,519.12	429.70	2,964.48	0.9991	121	0.33	0.0027
91282CLP4	127641	US Treasury	05/28/2026	09/30/2026	3.500	3.711	350,000.00	351,763.39	273.44	2,075.14	0.9992	121	0.33	0.0027
X9X9USDADM1	123461	MORGAN STANLEY LIQ	03/12/2019	06/01/2026	3.550	3.550	140,028.11	140,028.11	0.00	185.02	1.0000	0	0.00	0.0000
					2.140	3.710	3,615,028.11	3,608,500.27	26,850.59	12,450.56	0.9926	116	0.32	0.0026
STANTON II DEBT SERVICE 2022A														
912828YG9	127585	US Treasury	04/06/2026	09/30/2026	1.625	3.721	3,025,000.00	3,012,542.36	30,131.84	8,327.02	0.9900	121	0.33	0.0027
91282CLP4	127615	US Treasury	04/28/2026	09/30/2026	3.500	3.696	570,000.00	572,871.80	489.84	3,379.51	0.9991	121	0.33	0.0027
91282CLP4	127640	US Treasury	05/28/2026	09/30/2026	3.500	3.711	400,000.00	402,015.30	312.50	2,371.58	0.9992	121	0.33	0.0027
X9X9USDADM1	126019	MORGAN STANLEY LIQ	07/27/2022	06/01/2026	3.550	3.550	153,665.84	153,665.84	0.00	209.71	1.0000	0	0.00	0.0000
					2.135	3.710	4,148,665.84	4,141,095.30	30,934.18	14,287.82	0.9925	117	0.32	0.0026
STANTON II DEBT SERVICE POOLED LOAN 2020-1														
N/A	125215	Goldman Sachs M-Mkt	09/28/2020	06/01/2026	3.379	3.379	1,607.56	1,607.56	0.00	4.80	1.0000	0	0.00	0.0000
					3.379	3.379	1,607.56	1,607.56	0.00	4.80	1.0000	0	0.00	0.0000

Investment Report

June 1, 2026

CUSIP	ContNo	Issuer	Purchase Date	Maturity Date	Coupon	Yield to Maturity	Current Par	Market Value	(Premium)/Discount	Accrued Interest	Original Cost	Days To Maturity	Duration	Convexity
Stanton II General Reserve														
04685A4E8	127376	CORP: ATHENE	10/23/2025	01/07/2027	4.950	4.069	2,500,000.00	2,566,101.12	(25,500.00)	49,500.00	1.0102	220	0.59	0.0072
06055JQH5	127539	CORP: BANK OF AMER	02/25/2026	03/23/2027	3.850	3.860	2,500,000.00	2,504,938.21	250.00	2,406.25	0.9999	295	0.80	0.0109
29261NGQ9	127536	CP: ENDEAVOUR	02/24/2026	07/24/2026	0.000	3.883	2,500,000.00	2,488,393.93	39,270.82	0.00	0.9843	53	0.15	0.0009
3133ETJ73	127469	FFCB - Callable	01/09/2026	10/21/2030	4.120	4.142	2,500,000.00	2,463,406.94	2,500.00	11,444.44	0.9990	1,603	4.04	0.1888
37828XF46	127436	CP: Glencove Fdg	12/18/2025	06/04/2026	0.000	3.943	2,500,000.00	2,499,340.16	44,566.67	0.00	0.9822	3	0.01	0.0000
40139LBA0	127318	CORP: GUARDIAN	09/05/2025	11/19/2027	1.250	3.954	2,100,000.00	2,023,247.48	118,839.00	875.00	0.9434	536	1.46	0.0289
46850CNC7	127477	CP: JACKSON NTL	01/16/2026	01/12/2027	0.000	3.940	2,000,000.00	1,961,168.21	75,007.78	0.00	0.9625	225	0.62	0.0067
62479MFH1	127438	CP: MUFG Bank	12/18/2025	06/17/2026	0.000	3.917	2,500,000.00	2,496,484.89	47,638.20	0.00	0.9809	16	0.04	0.0002
62829D2B5	127380	MUTOMA	10/24/2025	12/12/2028	5.450	4.099	2,500,000.00	2,654,657.15	(98,250.00)	63,961.81	1.0393	925	2.35	0.0713
912828X88	127628	US Treasury	05/18/2026	05/15/2027	2.375	3.874	1,000,000.00	986,622.65	14,453.12	1,097.15	0.9855	348	0.95	0.0141
N/A	127515	TRUIST PUB DEP CHKG	01/28/2026	06/01/2026	3.460	3.460	7,587,128.30	7,587,128.30	0.00	23,273.66	1.0000	0	0.00	0.0000
VP4560000	124594	Principal	11/04/2019	06/01/2026	3.571	3.571	3,911,309.10	3,911,309.10	0.00	13,373.28	1.0000	0	0.00	0.0000
					2.673	3.814	34,098,437.40	34,142,798.14	218,775.59	165,931.59	0.9936	285	0.74	0.0231
Stanton II O&M														
N/A	125282	STANTON II SBA	11/05/2020	06/01/2026	3.830	3.830	1,556,477.23	1,556,477.23	0.00	4,022.84	1.0000	0	0.00	0.0000
VP4560000	125385	Principal	12/31/2020	06/01/2026	3.571	3.571	529,630.06	529,630.06	0.00	4,156.38	1.0000	0	0.00	0.0000
					3.764	3.764	2,086,107.29	2,086,107.29	0.00	8,179.22	1.0000	0	0.00	0.0000
Stanton II R&R														
46659C4G2	127632	CD: JPM Chase Bank	05/21/2026	06/21/2027	4.050	4.056	1,000,000.00	1,002,766.18	0.00	1,220.55	1.0000	385	1.05	0.0158
62479MGH0	127366	CP: MUFG Bank	10/23/2025	07/17/2026	0.000	3.911	1,000,000.00	995,968.25	27,812.50	0.00	0.9722	46	0.13	0.0008
74625ULC5	127526	CP: Pure Grove	02/11/2026	11/12/2026	0.000	3.785	1,000,000.00	985,773.08	27,628.34	0.00	0.9724	164	0.45	0.0041
91282CDG3	127369	US Treasury	10/23/2025	10/31/2026	1.125	3.600	1,000,000.00	990,060.26	24,609.37	978.26	0.9754	152	0.42	0.0038
91282CLS8	127408	US Treasury	11/19/2025	10/31/2026	4.125	3.711	1,000,000.00	1,004,724.58	(3,894.23)	3,552.08	1.0039	152	0.42	0.0038
VP4560000	124595	Principal	11/04/2019	06/01/2026	3.571	3.571	1,897,214.41	1,897,214.41	0.00	8,481.43	1.0000	0	0.00	0.0000
					2.331	3.746	6,897,214.41	6,876,506.76	76,155.98	14,232.32	0.9890	130	0.36	0.0041
STANTON II REVENUE FUND 2020 POOLED LOAN														
N/A	127511	Goldman Sachs M-Mkt	01/08/2026	06/01/2026	3.379	3.379	19.70	19.70	0.00	0.05	1.0000	0	0.00	0.0000
					3.379	3.379	19.70	19.70	0.00	0.05	1.0000	0	0.00	0.0000
STANTON II SUBORDINATED DEBT FUND 2020														
912797UH8	127618	US Treasury	04/28/2026	09/24/2026	0.000	3.675	50,000.00	49,417.68	739.00	0.00	0.9852	115	0.31	0.0025
X9X9USDADM1	125145	MORGAN STANLEY LIQ	07/27/2020	06/01/2026	3.550	3.550	48,616.47	48,616.47	0.00	26.39	1.0000	0	0.00	0.0000
					1.750	3.613	98,616.47	98,034.15	739.00	26.39	0.9925	58	0.16	0.0013
STN2 Pool Summary					2.614	3.782	52,538,395.04	52,545,959.41	352,834.25	221,738.47	0.9933	233	0.61	0.0167
Tri City Contingency														
3133EPSW6	127382	FFCB	10/29/2025	08/14/2026	4.500	3.640	200,000.00	202,922.00	(1,320.00)	2,675.00	1.0066	74	0.20	0.0014
VP4560000	124597	Principal	11/04/2019	06/01/2026	3.571	3.571	162,971.26	162,971.26	0.00	514.27	1.0000	0	0.00	0.0000
					4.083	3.609	362,971.26	365,893.26	(1,320.00)	3,189.27	1.0036	41	0.11	0.0008

Investment Report

June 1, 2026

<u>CUSIP</u>	<u>ContNo</u>	<u>Issuer</u>	<u>Purchase Date</u>	<u>Maturity Date</u>	<u>Coupon</u>	<u>Yield to Maturity</u>	<u>Current Par</u>	<u>Market Value</u>	<u>(Premium)/Discount</u>	<u>Accrued Interest</u>	<u>Original Cost</u>	<u>Days To Maturity</u>	<u>Duration</u>	<u>Convexity</u>
Tri City General Reserve														
06055JNR6	127375	CORP: BANK OF AMER	10/17/2025	09/19/2030	4.150	4.182	500,000.00	509,513.25	730.00	4,150.00	0.9985	1,571	3.95	0.1822
3133EJDV8	127433	FFCB	12/10/2025	03/22/2027	3.150	3.635	500,000.00	500,188.75	3,031.50	3,018.75	0.9939	294	0.80	0.0107
3133EPSW6	127383	FFCB	10/29/2025	08/14/2026	4.500	3.640	300,000.00	304,383.00	(1,980.00)	4,012.50	1.0066	74	0.20	0.0014
37828XF46	127437	CP: Glencove Fdg	12/18/2025	06/04/2026	0.000	3.943	250,000.00	249,934.02	4,456.67	0.00	0.9822	3	0.01	0.0000
912797TU1	127520	US Treasury	02/06/2026	06/02/2026	0.000	3.652	250,000.00	249,974.48	2,868.18	0.00	0.9885	1	0.00	0.0000
VP4560000	124598	Principal	11/04/2019	06/01/2026	3.571	3.571	127,699.15	127,699.15	0.00	402.94	1.0000	0	0.00	0.0000
					2.830	3.816	1,927,699.15	1,941,692.65	9,106.35	11,584.19	0.9953	496	1.27	0.0503
Tri City O&M														
05565ECQ6	127597	CORP: BMW	04/16/2026	08/13/2027	4.600	4.155	250,000.00	255,696.97	(1,407.50)	3,450.00	1.0056	438	1.17	0.0208
06054PNN2	127599	CP: BANK OF AMERICA	04/16/2026	01/22/2027	0.000	4.121	250,000.00	244,934.67	7,688.47	0.00	0.9692	235	0.64	0.0071
313385U87	127633	FHLB DN	05/21/2026	12/28/2026	0.000	3.775	150,000.00	146,725.73	3,351.83	0.00	0.9777	210	0.57	0.0059
46221WGD1	127556	CP: IONIC CAPL	03/05/2026	07/13/2026	0.000	3.938	500,000.00	498,158.77	6,915.28	0.00	0.9862	42	0.11	0.0007
46647PDA1	127631	CORP: JP MORGAN	05/20/2026	04/26/2028	4.323	4.445	250,000.00	252,840.81	567.50	1,050.73	0.9977	695	1.84	0.0449
91282CMP3	127592	US Treasury	04/10/2026	02/28/2027	4.125	3.738	250,000.00	253,079.65	(830.08)	2,606.15	1.0033	272	0.74	0.0096
N/A	125283	TRI CITY SBA	11/05/2020	06/01/2026	3.830	3.830	1,514,506.68	1,514,506.68	0.00	5,143.50	1.0000	0	0.00	0.0000
VP4560000	124614	Principal	11/21/2019	06/01/2026	3.571	3.571	443,807.45	443,807.45	0.00	2,249.29	1.0000	0	0.00	0.0000
					2.951	3.890	3,608,314.13	3,609,750.73	16,285.50	14,499.67	0.9955	128	0.35	0.0061
Tri City R&R														
04685A4E8	127370	CORP: ATHENE	10/23/2025	01/07/2027	4.950	4.069	300,000.00	307,932.13	(3,060.00)	5,940.00	1.0102	220	0.59	0.0072
29446Q2A0	127432	CORP: EQH	12/10/2025	06/09/2028	4.650	4.208	250,000.00	258,957.16	(2,592.50)	5,554.17	1.0104	739	1.91	0.0494
3133EPSW6	127381	FFCB	10/29/2025	08/14/2026	4.500	3.640	300,000.00	304,383.00	(1,980.00)	4,012.50	1.0066	74	0.20	0.0014
3133ET2K2	127434	FFCB - Callable	12/10/2025	12/01/2027	3.720	3.746	250,000.00	248,867.50	125.00	4,650.00	0.9995	548	1.45	0.0300
53948BF53	127378	CP: LLOYDS BANK	10/23/2025	06/05/2026	0.000	3.947	300,000.00	299,894.44	7,125.00	0.00	0.9763	4	0.01	0.0001
62479MGH0	127368	CP: MUFG Bank	10/23/2025	07/17/2026	0.000	3.911	300,000.00	298,790.48	8,343.75	0.00	0.9722	46	0.13	0.0008
721664JL5	127522	MUNI: PIMA COUNTY AZ	02/10/2026	12/01/2027	5.382	3.655	250,000.00	253,550.00	(7,472.50)	6,727.50	1.0299	548	1.42	0.0296
91282CMW8	127483	US Treasury	01/23/2026	04/15/2028	3.750	3.626	250,000.00	249,749.14	(644.53)	1,203.89	1.0026	684	1.82	0.0439
VP4560000	124578	Principal	11/04/2019	06/01/2026	3.571	3.571	164,575.00	164,575.00	0.00	566.31	1.0000	0	0.00	0.0000
					3.298	3.834	2,364,575.00	2,386,698.85	(155.78)	28,654.37	1.0001	310	0.82	0.0174
		TRI Pool Summary			3.072	3.844	8,263,559.54	8,304,035.49	23,916.07	57,927.50	0.9971	262	0.68	0.0194
FMPA AS AGENT FOR UTILITIES COMMISSION NEW SMYRNA BEACH														
2063C1FR6	127567	CP: CONCORD MINUTE	03/24/2026	06/25/2026	0.000	4.077	3,200,000.00	3,193,255.73	32,901.33	0.00	0.9897	24	0.07	0.0004
N/A	125737	UCNSB SBA	12/20/2021	06/01/2026	3.830	3.830	5,670,799.47	5,670,799.47	0.00	19,258.89	1.0000	0	0.00	0.0000
VP4560000	125725	Principal	12/20/2021	06/01/2026	3.571	3.571	2,664,425.67	2,664,425.67	0.00	8,407.36	1.0000	0	0.00	0.0000
					2.708	3.839	11,535,225.14	11,528,480.87	32,901.33	27,666.25	0.9971	7	0.02	0.0001
		UCNS Pool Summary			2.708	3.839	11,535,225.14	11,528,480.87	32,901.33	27,666.25	0.9971	7	0.02	0.0001

Investment Report

June 1, 2026

<u>CUSIP</u>	<u>ContNo</u>	<u>Issuer</u>	<u>Purchase Date</u>	<u>Maturity Date</u>	<u>Coupon</u>	<u>Yield to Maturity</u>	<u>Current Par</u>	<u>Market Value</u>	<u>(Premium)/Discount</u>	<u>Accrued Interest</u>	<u>Original Cost</u>	<u>Days To Maturity</u>	<u>Duration</u>	<u>Convexity</u>
FMPA UCNSB 2026														
04208DF16	127624	CP: ARMADA	05/04/2026	06/01/2026	0.000	3.823	2,500,000.00	2,500,000.00	7,311.11	0.00	0.9971	0	0.00	0.0000
20465BG13	127647	CP: COMPO FUNDING	05/29/2026	07/01/2026	0.000	3.928	5,000,000.00	4,986,834.53	17,691.67	0.00	0.9965	30	0.08	0.0005
62455GF17	127621	CP: Mountcliff Fund	05/04/2026	06/01/2026	0.000	3.864	5,500,000.00	5,500,000.00	16,255.56	0.00	0.9970	0	0.00	0.0000
75888XF27	127622	CP: Regatta Funding	05/04/2026	06/02/2026	0.000	3.905	5,500,000.00	5,499,516.03	17,013.33	0.00	0.9969	1	0.00	0.0000
912797TU1	127619	US Treasury	05/04/2026	06/02/2026	0.000	3.660	20,500,000.00	20,497,907.52	59,433.39	0.00	0.9971	1	0.00	0.0000
VP4560000	127625	Principal	05/01/2026	06/01/2026	3.571	3.571	6,146,923.91	6,146,923.91	0.00	15,629.30	1.0000	0	0.00	0.0000
					0.486	3.741	45,146,923.91	45,131,181.99	117,705.06	15,629.30	0.9974	4	0.01	0.0001
UCSN Pool Summary					0.486	3.741	45,146,923.91	45,131,181.99	117,705.06	15,629.30	0.9974	4	0.01	0.0001
Open Investments					3.126	3.935	620,896,605.45	625,153,022.43	2,247,602.02	3,634,669.23	0.9933	373	0.95	0.0350